

# APPROACH™

## Planning Guide + Price List

---

### QUICK LINKS

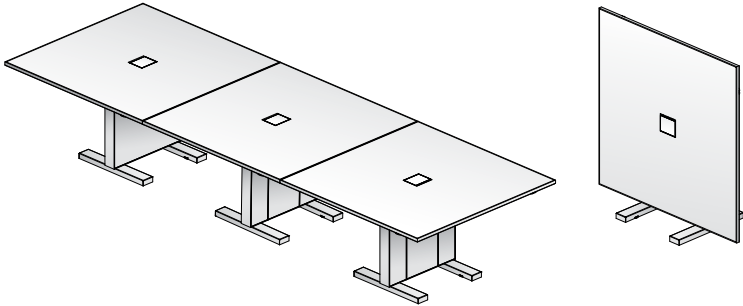
[PLANNING GUIDE](#)[APPROACH PRICING](#)[POWER AND DATA OPTIONS](#)[GENERAL INFORMATION](#)[FINISH INFORMATION](#)[SURFACE MATERIALS](#)



# TABLE OF CONTENTS

Click the shortcuts below to jump to each section.

General Information	ii-iii
Finish Information	iv-v
Surface Materials	vi-vii
Statement of Line	3
Specification Overview	4
Planning Guide	5-20
Non Grain-matched Tables	21-22
Grain-matched Tables	23-26
Power and Data Options	27-31





# STATEMENT OF LINE

## RECONFIGURABLE TABLES

---

Pages 21-26



Square

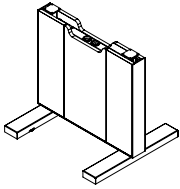


Rectangle

## BASE

---

Page 21-26





# SPECIFICATION OVERVIEW

---

## 1. Determine the Application

Approach tables are offered in two shapes, square and rectangle. These tables can be ordered as individual non grain-matched tables, or as multiple tables ganged together to form a single conference table with a grain-matched top from end to end.

## 2. Select the Top Surface Material

Choose between standard veneer with hardwood edge and laminate with ABS edge.

## 3. Establish the Footprint

Approach tables are available in multiple sizes allowing them to accommodate a broad range of application needs. Square tables are ideal for applications where conferencing is the primary use. The T-Base allows user to sit on all four sides of each individual table. Rectangle tables offer the flexibility to be able to be used as individual meeting tables, accessible on all four sides, to be configured into rows and U-shaped configurations or to be ganged together in a conference table configuration.

## 4. Select the Base Finish

Approach tables are available with one base option. The base is offered with veneer panels or painted panels, and the option to specify powder coated paint or polished chrome finishes for the foot and vertical metal components.

## 5. Select Power Option (if desired)

Options for power and data connectivity include Power Matrix (Small), Tech Node, Power Spec, and USB Spec.



## DETAIL OVERVIEW

Approach tables are multifunctional, modular and adaptive tables for environments designed as multi-purpose meeting spaces that accommodate migration from training space, to event place, to formal meeting room. In such dynamic spaces where a refined aesthetic is critical, Approach tables reconfigure quickly so a room can serve many purposes. Approach tables appear familiar and elegant, while simultaneously delivering high performance.

Approach tables include a variety of features designed to enhance their mobility and functionality, most of which are standard.

### RELEASE LEVER

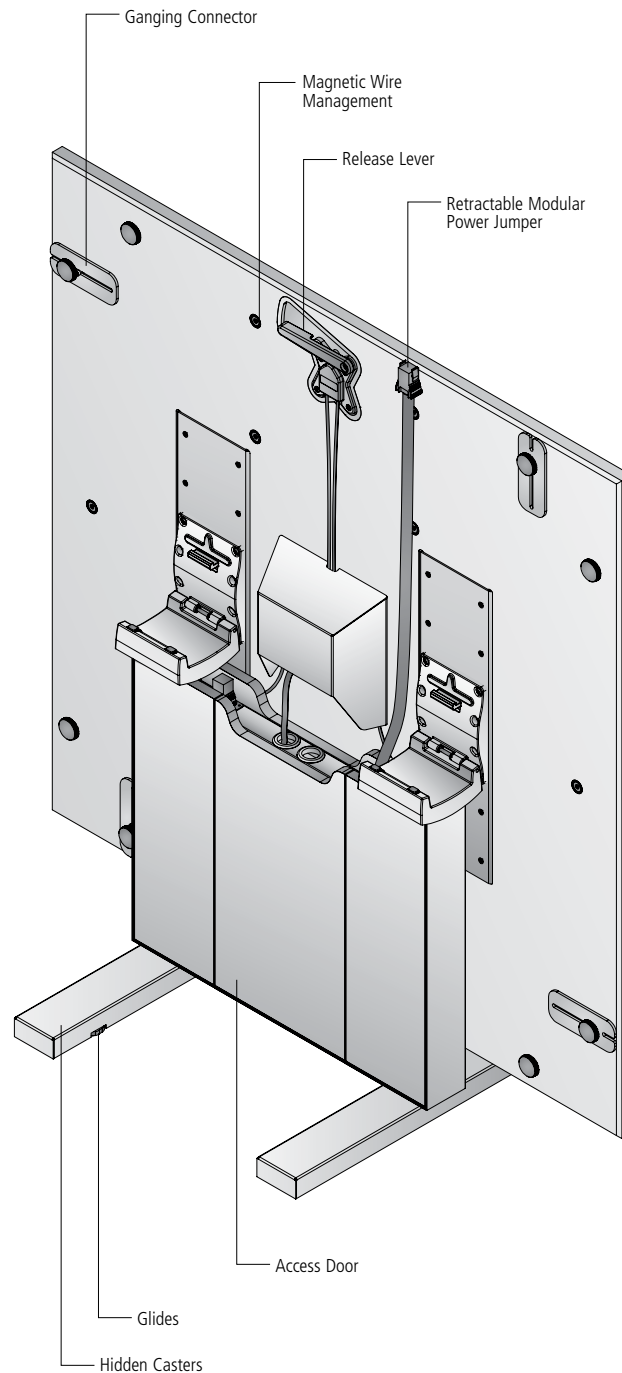
Top flips with a pull on the release lever beneath the table top. A built-in locking mechanism locks the top in an up-right or in-use position for easy transport.

### GANGING CONNECTORS

Simple and intuitive ganging connectors are standard on every Approach table. The robust design ensures a flush condition between adjacent table tops. There are two ganging connectors along each side of the table.

### CASTERS AND GLIDES

Hidden inside each foot, casters provide ease of mobility while glides provide additional capability to fine-tune the leveling of Approach tables especially in a conference configuration.



### MODULAR POWER

This includes a duplex receptacle hidden in the base, one female jumper and one male jumper. Jumpers feature quick-release ends to make connections between tables fast and secure.

### MAGNETIC WIRE MANAGEMENT

Embedded on the underside of the table, these magnets manage power jumpers when connected to adjacent tables.

### ACCESS DOOR

Hinged for easy access to cable storage cavity within the base.

### POWER MATRIX

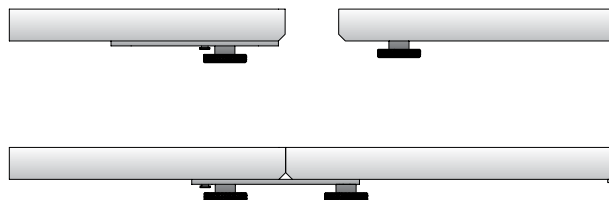
Offered with options for metal, glass or grain-matched wood doors for table-top power connectivity. Approach tables are also available with the Tech Node as a table-top power option.

### POWER INFEEED

Where a single infeed is preferred when multiple tables are ganged together, options for hardwired or corded power infeeds are available.

### GANGING CONNECTORS

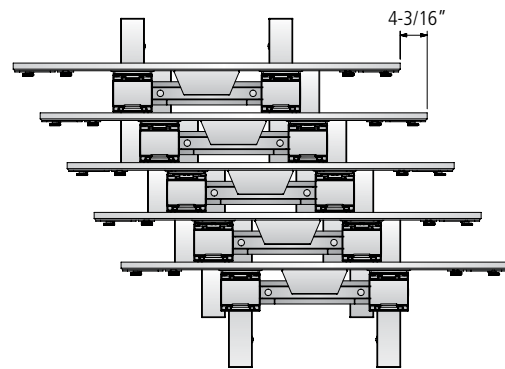
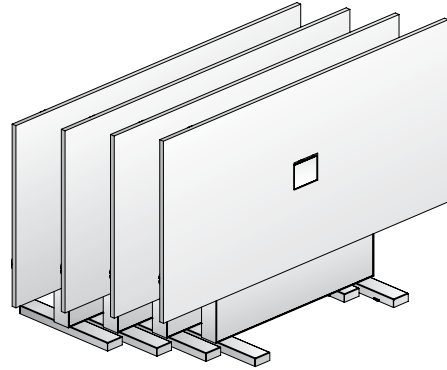
- Standard on all tables
- Located on each side of the table (two per side)
- Robust design ensures a flush condition between adjacent table tops.





# NESTING

- Provides one-handed quick release operation to flip the table upward for dense storage when tables are not in use
- Top pivots up and has a built-in locking mechanism to ensure that the top remains locked in either the upright or in-use position giving the table a refined, substantial feeling and making transport easy
- Available on both Square and Rectangle Tops
- Tables feature an offset nest; see illustrations below to determine the dimensions of the tables while nested



Height of Table		Distance to Wall	
Table Width	A	Single table	Multiple tables
33"	47"	24.25"	[17" x # of tables] + 15"
36"	48.5"	24.25"	[17" x # of tables] + 15"
42"	51.5"	25.25"	[17.5" x # of tables] + 15.5"
48"	54.5"	25.25"	[17.5" x # of tables] + 15.5"
54"	57.5"	27.25"	[18.5" x # of tables] + 16.5"

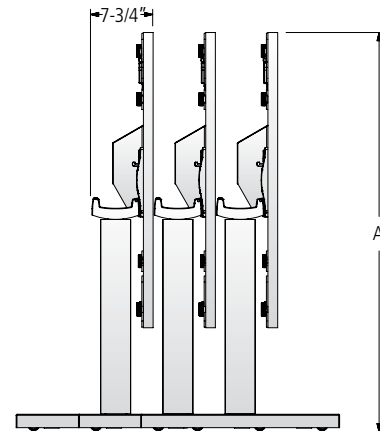
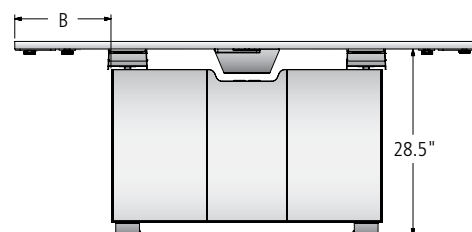


Table Length	B
42"	9.0"
48"	11.0"
54"	13.0"
60"	15.0"
66"	15.0"
72"	15.0"
84"	15.75"





# GRAIN DIRECTION

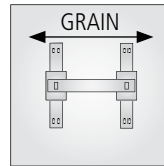
Grain Direction on Approach table tops always runs parallel to the base.

Veneer tables can be specified individually or as a grain-matched set.

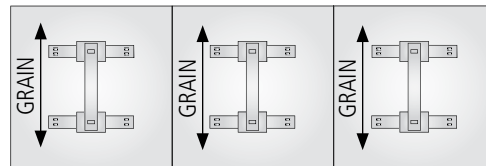
For tables that are specified individually it is important to note that Nucraft takes great pride in providing our customers with the best quality veneers available. However, wood is a natural material and, as such, is prone to natural color and grain variations. In some cases, color variation can occur due to metamerism (sometimes referred to as “flip”). This is an effect produced by wood where two very similar pieces appear to be different (one lighter, one darker) based on viewing angle when the grain on each top is not running in a parallel direction relative to each other. As the viewing angle changes, the color of the wood appears to change (“flip”) with the lighter one becoming darker and vice versa. Because Approach is a reconfigurable table and has the ability to be reconfigured and rearranged into multiple configurations, the grain direction may end up running in multiple directions, resulting in this effect.

If a grain-matched configuration is preferred, Approach tables can be specified as multiple tables configured in a single conference table configuration. Ordering the tables as a grain-matched set will eliminate the risk of “flip” as mentioned above, when placed in the single conference table configuration. If an alternative grain-matched configuration is preferred, Nucraft can provide a custom grain-matched solution upon request; a drawing of the desired layout must be provided.

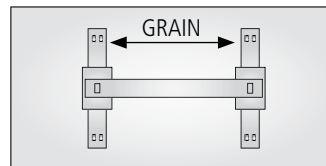
Grain Direction on Individual Square Table



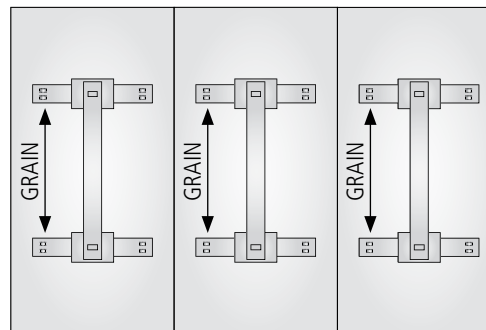
Grain Direction on Square Conference Table



Grain Direction on Individual Rectangle Table



Grain Direction on Rectangle Conference Table





## CONFIGURATION EXAMPLES

Approach tables are offered in two shapes, one base style, one edge profile and multiple sizes, allowing them to accommodate a broad range of application needs. If a grain-matched configuration is desired, these tables can also be ordered as multiple tables ganged together to form a single conference table with a grain-matched top from end to end. Multiple widths, lengths and table quantities can be specified to create a wide range of conference table configuration sizes.

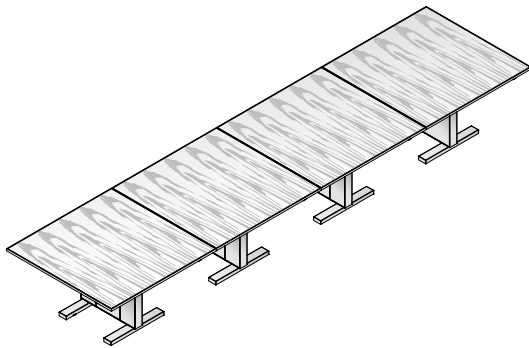
### Square Tables with T-Base

These tables are ideal for those applications where conferencing is the primary use. The T-base design allows users to sit on all four sides of each individual table.

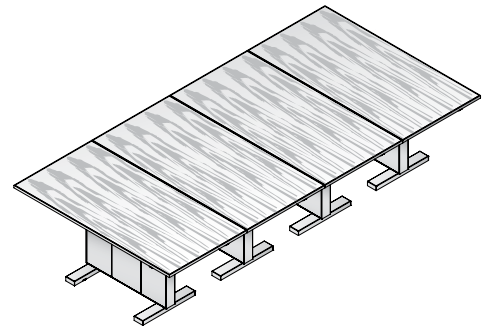
### Rectangle Tables with T-Base

These tables offer the flexibility to be able to be used as individual meeting tables, accessible on all four sides, to be configured into rows and U-shaped configurations, or to be ganged together in a conference table configuration.

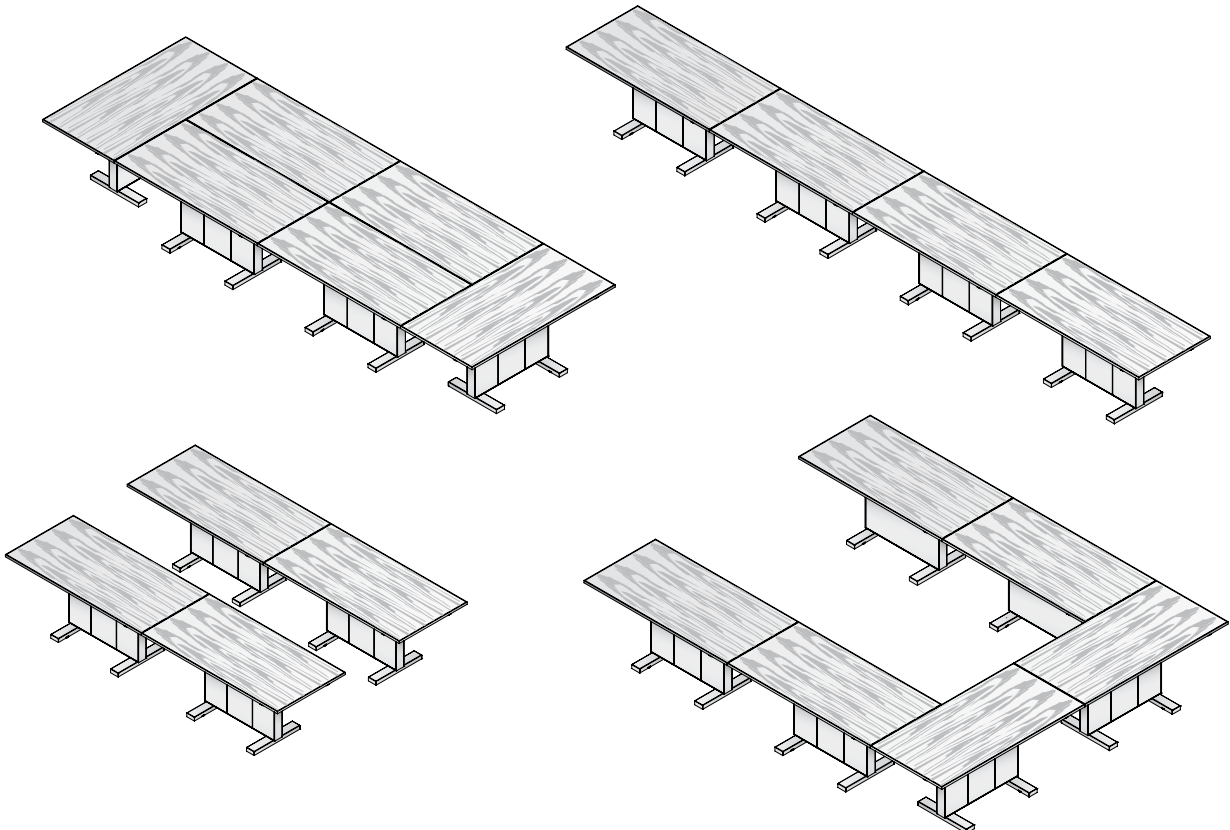
### Grain-Matched Square Conference Table



### Grain-Matched Rectangle Conference Table



### Non-Grain-Matched Rectangle Configuration Examples



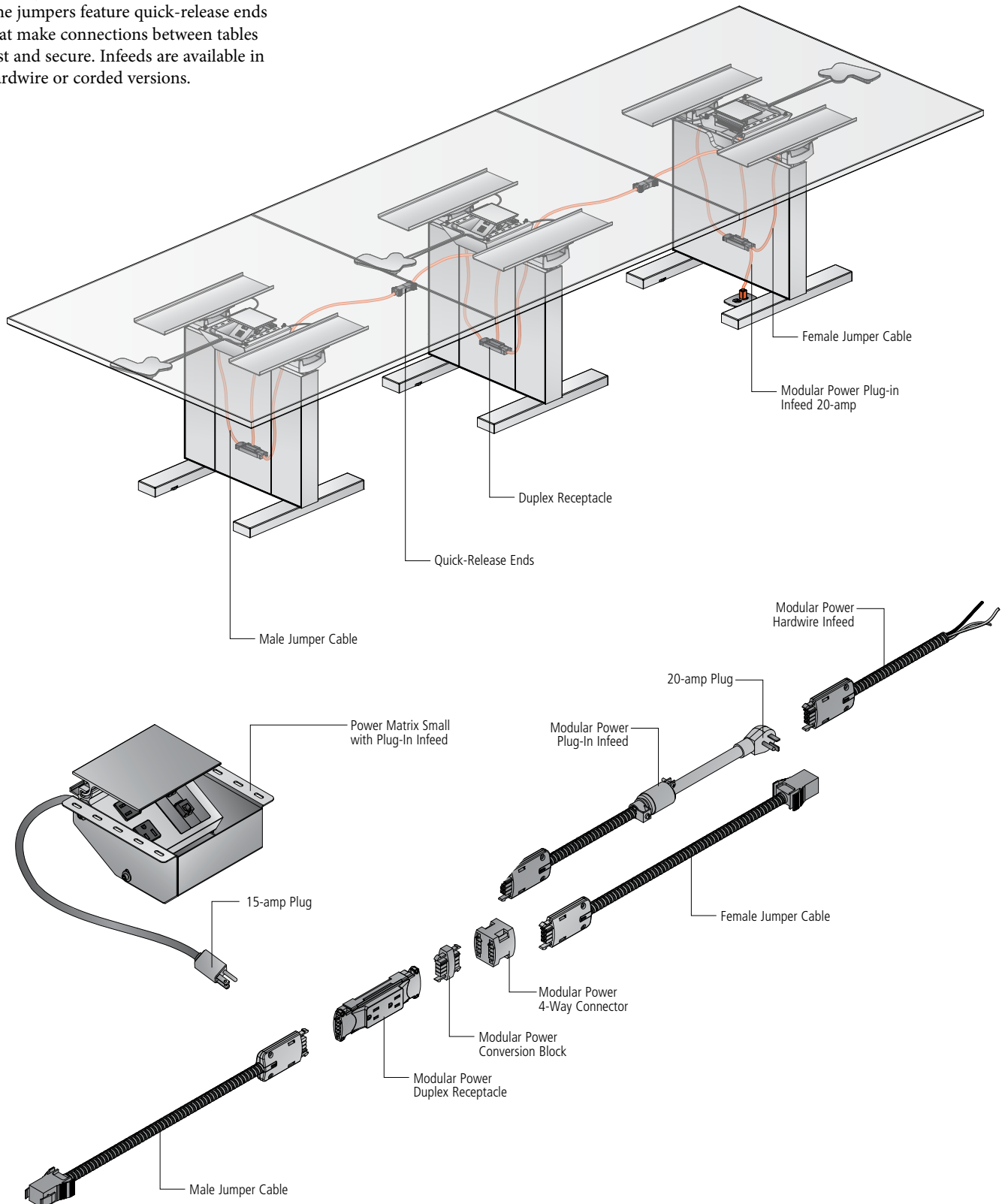




# TECHNOLOGY ACCOMMODATION

## MODULAR POWER

A modular power system is included with each table. It includes a duplex receptacle hidden within the base, one female jumper and one male jumper. The jumpers feature quick-release ends that make connections between tables fast and secure. Infeeds are available in hardwire or corded versions.

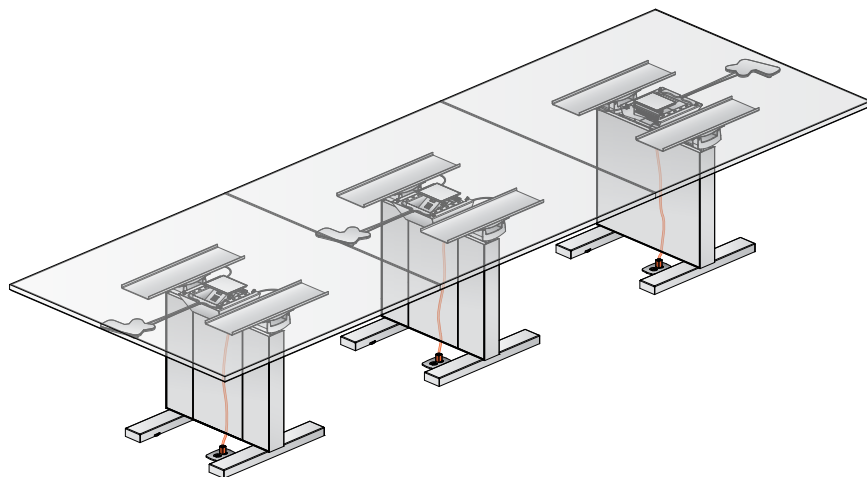




## TECHNOLOGY ACCOMMODATION

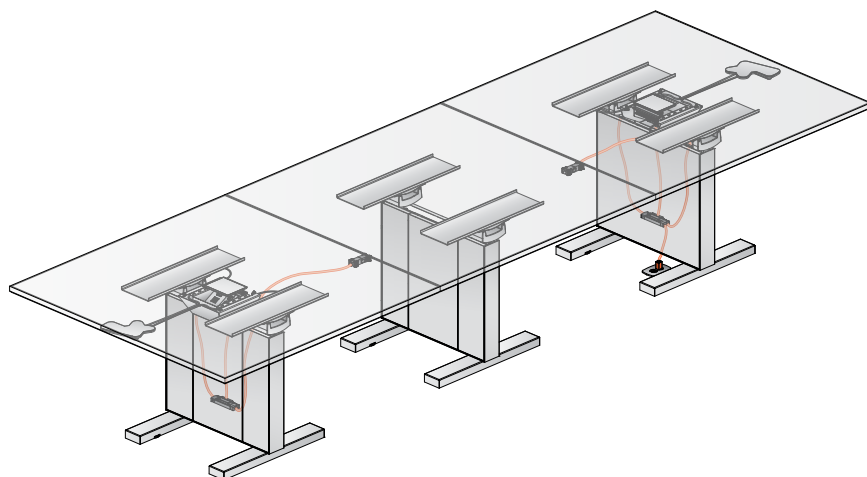
### DIRECT PLUG-IN OPTION

Modular power has been removed from the tables shown here, utilizing instead the plug-in infeed on each individual Power Matrix unit, plugging directly into the floor cores.



### COMBINING TABLES WITH AND WITHOUT MODULAR POWER

When utilizing one floor core, as shown here, modular power will need to remain on all tables in the configuration to ensure connectivity. In this example, Power matrix and modular power are present in each of the end tables, but they have been removed from the middle table, leaving the jumpers unable to connect. The table on the left side of the image is now without an option to connect to a power source.





## TABLE TOP OPTION: POWER MATRIX SMALL

Power Matrix is filled with a broad array of high performance features and refined aesthetic elements.

### POWER

Power Matrix features two simplex receptacles for power connectivity. An optional USB-A+C charger can also be specified in place of one of the simplex receptacles when desired. Corded or hardwired Infeed options add flexibility.

### DATA/AV FACEPLATES

Power Matrix accommodates Extron Architectural Adaptor Plates (AAPs) for unparalleled flexibility in data and AV connectivity.

### DESIGN

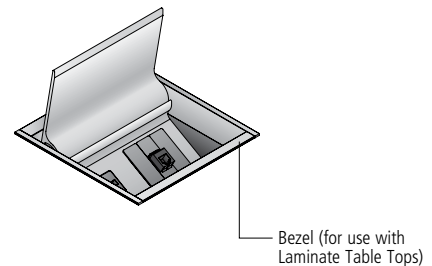
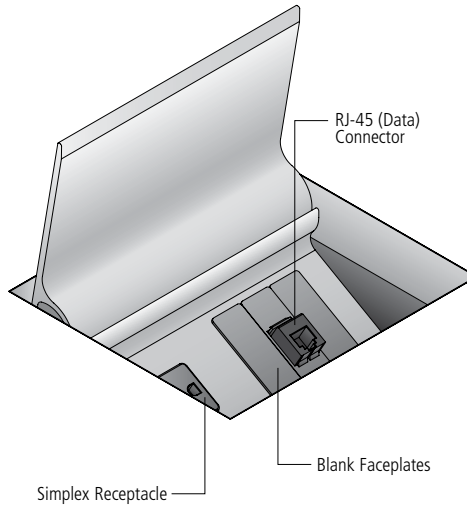
Power Matrix units feature a clear anodized aluminum body and a bezel-free flush mount design on wood tables for an elegant appearance. Laminate table tops include a bezel, available in powder coat, polished chrome or clear anodized finish options.

### PERFORMANCE

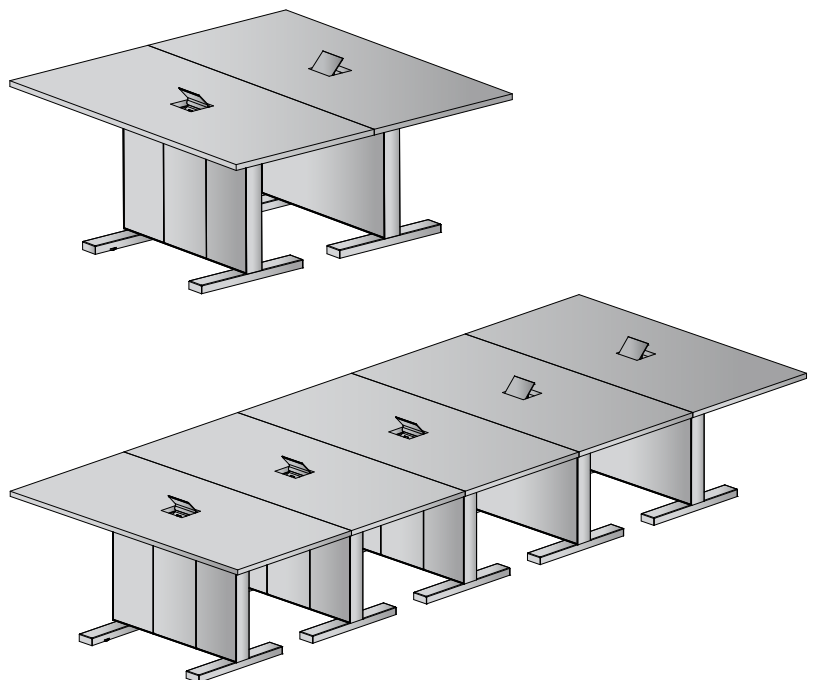
Friction hinges ensure smooth travel through the door's range of motion and can hold the door in any position. Hidden door stops maintain the minimalist aesthetic. Cable storage is both concealed and ample.

### DOORS

Power Matrix is offered in multiple door material options, including metal, glass and grain-matched wood cut from the same table top.



### Power Matrix Door Direction for Multiple Table Applications





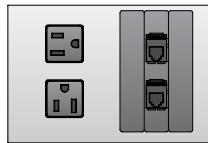
## TABLE TOP OPTION: POWER MATRIX SMALL

### STANDARD CONFIGURATION

Power Matrix is offered with a pre-determined quantity of simplex outlets and AV faceplates. An optional 2-amp USB-A+C charger (1-amp per port) replaces one of the simplex receptacles.

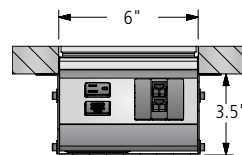
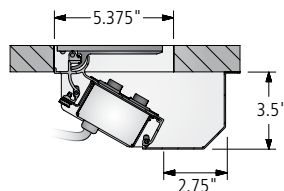
#### Small

- Single door design
- 5.375" x 6" cutout
- Two simplex outlets
- Three AV faceplates. Standard configuration includes two blank faceplates and one faceplate with two RJ-45 (data) connectors.
- 36" plug-in infeed cord



### DIMENSIONS

The small Power Matrix unit includes a low-profile pan beneath the work surface to conceal the unit and provide ample storage capacity for excess cables.

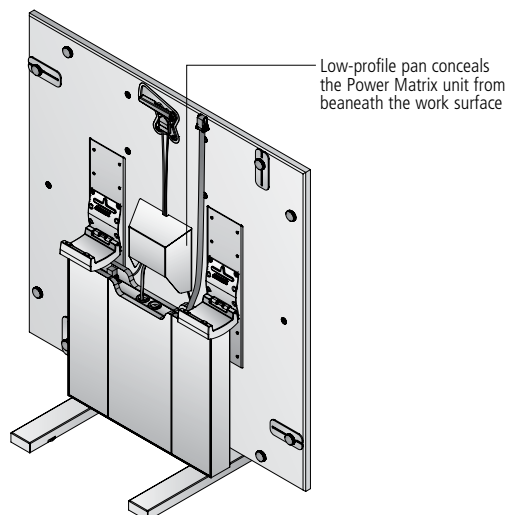


### FIELD-WIRED

Some local electrical codes may require field-wiring during installation. In such instances, a Field-Wired option may be specified. In this configuration, each Power Matrix unit will be supplied with a 6' flexible metal conduit with hot, ground and neutral wires.



Power Matrix - View From Beneath the Work Surface





## TABLE TOP OPTION: TECH NODE

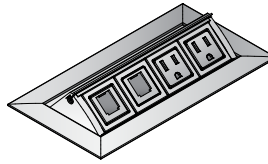
Tech Node offers convenient access to power and voice/data connections. Tech Node features include a push/push open design that conceals internal components.

Tech Node components:

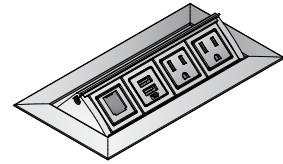
- Clear or Black Anodized Aluminum
- Fluid one touch accessibility
- Two (2) Simplexes
- Up to two voice/data ports
- 36" 15-Amp cord
- Voice/Data Adapter Kit p/n BE01421 to accept couplers & jacks
- UL Listed
- Overall dimensions - 4-7/16" x 8-5/16"
- Optional powered USB-A+C

All electrical components are UL listed.

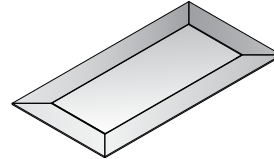
Tech Node - Cover Open



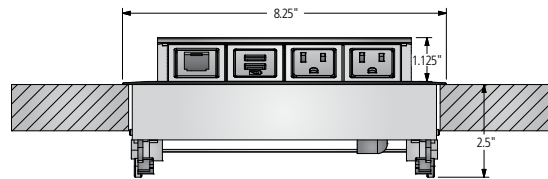
Tech Node - Cover Open with Optional USB-A+C



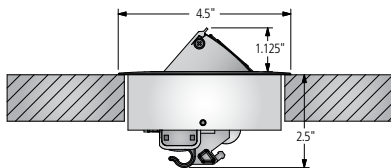
Tech Node - Cover Closed



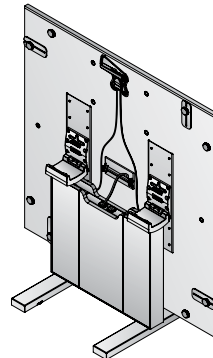
Tech Node - Open Front View



Tech Node - Open Side View



Tech Node - View From Beneath the Work Surface





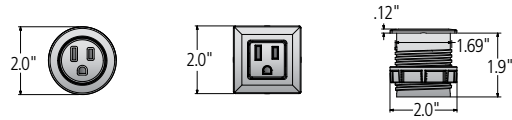
## TABLE TOP OPTION: POWER SPEC AND USB SPEC

This compact unit allows for the addition of power or data to a work surface in a discreet way. Available in round or square shapes, and multiple finish options.

### Power Spec

- Spill-proof power simplex
- Compact design
- 1-3/4" cutout for installation
- UL Listed

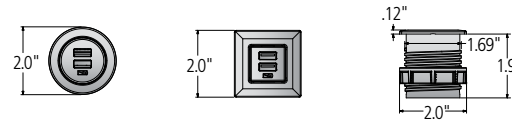
Power Spec



### USB Spec

- Used to charge devices or transfer data
- Compact design
- Offered with USB-A+C
- 1-3/4" cutout
- UL Listed

USB Spec





# POWER LOCATION CODES

## LOCATION CODES

Power options are offered in a variety of shapes and sizes to fit most power and data requirements. A wide selection of finishes and price points ensure that you will always have a power option that fits your needs.

POWER MATRIX SMALL	TECH NODE	POWER SPEC	USB SPEC	LOCATION	QUANTITY OF UNITS TO ORDER
PS-1	TN-1	SP-1	SP-1	One at center	1
PS-2	TN-2	SP-2	SP-2	One at each end	2
PS-3	TN-3	SP-3	SP-3	One at center and one at each end	3
PS-X	TN-X	SP-X	SP-X	One in each table	Equal to the number of tables

POWER MATRIX SMALL LOCATION CODE DETAILS	POWER MATRIX SMALL LOCATION CODE	POWER MATRIX UNITS	SIMPLEX RECEPTACLES PROVIDED**	DATA (RJ-45) PROVIDED	BLANK AAP FACEPLATES PROVIDED
	PS-1	1	2	2	2
	PS-2	2	4	4	4
	PS-3	3	6	6	6
	PS-X*	X	X	X	X

\*When specifying PS-X, the quantity of Power Matrix units will equal the number of tables ordered. Power Matrix units will include (2) Simplex Receptacles, (2) Data (RJ-45) connectors and (2) Blank AAP Faceplates.

\*\*If -USB-C option is specified, Charging USB-A+C will replace one of the simplex outlets per unit

TECH NODE LOCATION CODE DETAILS	TECH NODE LOCATION CODE	TECH NODE UNITS	SIMPLEX RECEPTACLES PROVIDED	DATA (RJ-45) PROVIDED
	TN-1	1	2	2
	TN-2	2	4	4
	TN-3	3	6	6
	TN-X	X	X	X




\*If PUP-USB-AC option is specified, Charging USB-A+C will replace one of the Data (RJ-45) ports.




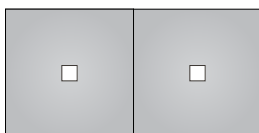
# POWER LOCATION OPTIONS

---

**Power Matrix Small or Tech Node | PS-1 or TN-1 (one at center)** (Square shown, also applies to Rectangle)



**Power Matrix Small or Tech Node | PS-2 or TN-2 (one at each end)** (Square shown, also applies to Rectangle)



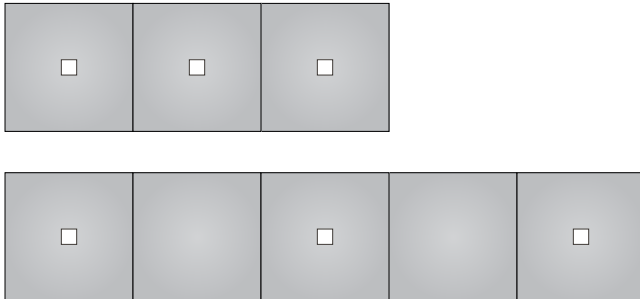





# POWER LOCATION OPTIONS

---

**Power Matrix Small or Tech Node | PS-3 or TN-3 (one at center and one at each end)** (Square shown, also applies to Rectangle)



**Power Matrix Small or Tech Node | PS-X or TN-X (one in every table)** (Square shown, also applies to Rectangle)



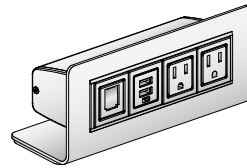


# FREESTANDING POWER OPTION: TECH ZONE

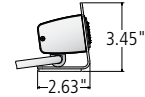
## TECH ZONE

Simple, easy to use and portable, this freestanding table top power option allows you to easily charge all of your devices.

Available in two configurations with a variety of power and data connectivity options. Includes a 72"-long plug-in infeed cord.

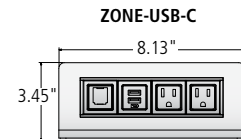


Tech Zone - Side View



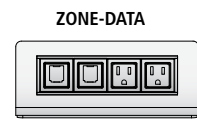
### ZONE-USB-C

Includes two simplex receptacles, one data port and one charging USB-A+C charging port



### ZONE-DATA

Includes two simplex receptacles and two open data ports





# WIRE MANAGEMENT OPENINGS

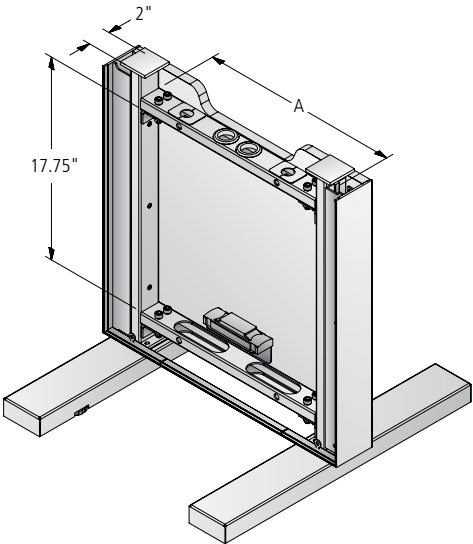
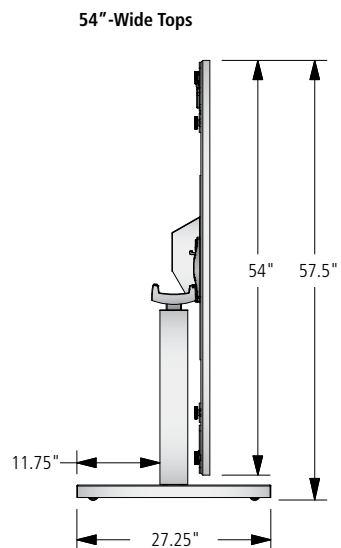
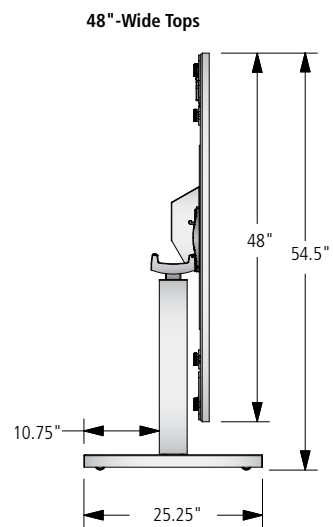
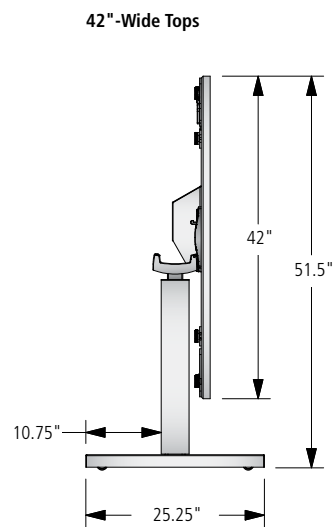
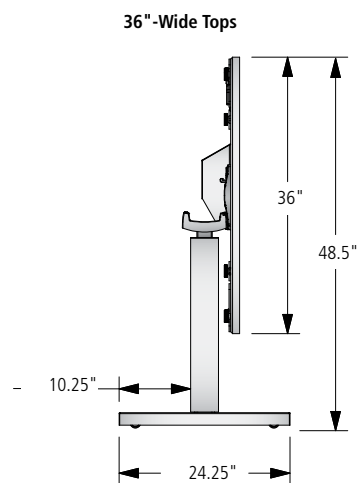
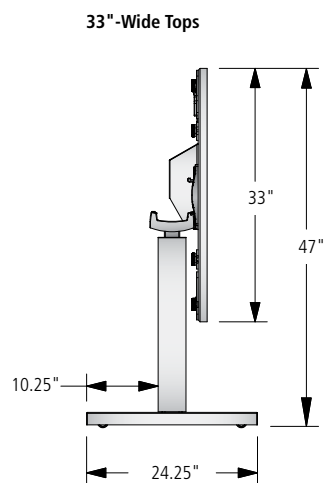


Table Width	A
42"	17.875"
48"	19.875"
54"	21.875"
60"	23.875"
66"	29.875"
72"	35.875"
84"	46.375"



# BASE DIMENSIONS





# VENEER / NON GRAIN-MATCHED INDIVIDUAL TABLES



SQUARE TOP



RECTANGLE TOP

## BASE SURFACE MATERIAL KEY

V Veneer

### SQUARE TABLES

MODEL #	L x W	BASE QTY	TOP SECTIONS	SEATING CAPACITY	-V
APS-42	42 x 42	1	1	4	8,703
APS-48	48 x 48	1	1	4	9,279
APS-54	54 x 54	1	1	6	10,349

### RECTANGLE TABLES

MODEL #	L x W	BASE QTY	TOP SECTIONS	SEATING CAPACITY	-V
APT-6633	66 x 33	1	1	4	9,164
APT-7236	72 x 36	1	1	6	9,718
APT-4842	48 x 42	1	1	4	8,585
APT-5442	54 x 42	1	1	4	9,105
APT-6042	60 x 42	1	1	4	9,232
APT-6642	66 x 42	1	1	4	10,157
APT-7242	72 x 42	1	1	6	10,501
APT-8442	84 x 42	1	1	8	11,188
APT-5448	54 x 48	1	1	4	9,343
APT-6048	60 x 48	1	1	4	9,503
APT-6648	66 x 48	1	1	4	10,488
APT-7248	72 x 48	1	1	6	10,873

### OPTIONS

Remove Ganging Connectors  
Polished Chrome Leg Finish  
Remove Modular Power

### CODE

Add **-RGC**  
Add **-PCF**  
Add **-RMP**

### PRICE

Deduct \$218 per table  
\$1,460 per table  
Deduct \$299 per table

### NOTES

Power and Data Options

See pages 27-31

### EDGE PROFILE



Approach Edge Profile

### GENERAL INFORMATION

- Tops are 1-1/8" thick
- Seating capacity based on 27" per person
- Overall table height 30"
- Modular power ships standard with each table
- Tables include ganging connectors on all four sides
- When Veneer is specified for the table surface, the underside of the table will be finished in the same veneer
- Standard with Flat cut veneer

### REQUIRED INFORMATION (ORDER CANNOT BE ENTERED WITHOUT THIS INFORMATION)

See appendix pages vi-vii for surface material options.

- Choose Veneer Species
- Choose Metal Finish. Clear Anodized (-CA) not available
- Modular Power Infeed must be specified separately (See pages 27-31). Infeed required for modular power system to function.
- Power option must be specified separately, if required



# LAMINATE WITH ABS / NON GRAIN-MATCHED INDIVIDUAL TABLES



SQUARE TOP



RECTANGLE TOP

## BASE SURFACE MATERIAL KEY

PA	Painted Base
V	Veneer
LA	Laminate

## SQUARE TABLES

MODEL #	L x W	BASE QTY	TOP SECTIONS	SEATING CAPACITY	-PA	-V	-LA
APS-42-PE	42 x 42	1	1	4	7,833	7,833	7,833
APS-48-PE	48 x 48	1	1	4	8,352	8,352	8,352
APS-54-PE	54 x 54	1	1	6	9,315	9,315	9,315

## RECTANGLE TABLES

MODEL #	L x W	BASE QTY	TOP SECTIONS	SEATING CAPACITY	-PA	-V	-LA
APT-6633-PE	66 x 33	1	1	4	8,248	8,248	8,248
APT-7236-PE	72 x 36	1	1	6	8,747	8,747	8,747
APT-4842-PE	48 x 42	1	1	4	7,727	7,727	7,727
APT-5442-PE	54 x 42	1	1	4	8,195	8,195	8,195
APT-6042-PE	60 x 42	1	1	4	8,309	8,309	8,309
APT-6642-PE	66 x 42	1	1	4	9,142	9,142	9,142
APT-7242-PE	72 x 42	1	1	6	9,451	9,451	9,451
APT-8442-PE	84 x 42	1	1	8	10,070	10,070	10,070
APT-5448-PE	54 x 48	1	1	4	8,409	8,409	8,409
APT-6048-PE	60 x 48	1	1	4	8,553	8,553	8,553
APT-6648-PE	66 x 48	1	1	4	9,440	9,440	9,440
APT-7248-PE	72 x 48	1	1	6	9,786	9,786	9,786

## OPTIONS

Remove Ganging Connectors  
Polished Chrome Leg Finish  
Remove Modular Power

## CODE

Add **-RGC**  
Add **-PCF**  
Add **-RMP**

## PRICE

Deduct \$218 per table  
\$1,460 per table  
Deduct \$299 per table

## NOTES

Power and Data Options

See pages 27-31

## EDGE PROFILE



Approach Edge Profile

## GENERAL INFORMATION

- Tops are 1-1/8" thick
- Seating capacity based on 27" per person
- Overall table height 30"
- Underside of the table will be finished in black laminate
- Modular power ships standard with each table
- Tables include ganging connectors on all four sides

### REQUIRED INFORMATION (ORDER CANNOT BE ENTERED WITHOUT THIS INFORMATION)

See appendix pages vi-vii for surface material options.

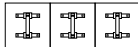
- Choose Laminate Finish
- Choose ABS Finish
- Choose Veneer Finish, if applicable
- Choose Metal Finish. Clear Anodized (-CA) not available
- Choose Paint Finish
- Modular Power Infeed must be specified separately (See pages 27-31). Infeed required for modular power system to function.
- Power option must be specified separately, if required



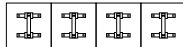
# VENEER / GRAIN-MATCHED CONFERENCE TABLES



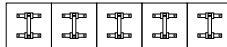
APSG-4242-2



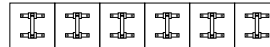
APSG-4242-3



APSG-4242-4



APSG-4242-5



APSG-4242-6

## BASE SURFACE MATERIAL KEY

V Veneer

## SQUARE TABLES [TABLES GRAIN-MATCHED IN ABOVE CONFIGURATIONS ONLY]

MODEL #	OVERALL L x W	TABLE QTY	-V
APSG-4242-2	84 x 42	2	18,060
APSG-4242-3	126 x 42	3	27,090
APSG-4242-4	168 x 42	4	36,120
APSG-4242-5	210 x 42	5	45,150
APSG-4242-6	252 x 42	6	54,180
APSG-4848-2	96 x 48	2	19,255
APSG-4848-3	144 x 48	3	28,882
APSG-4848-4	192 x 48	4	38,509
APSG-4848-5	240 x 48	5	48,136
APSG-4848-6	288 x 48	6	57,764
APSG-5454-2	108 x 54	2	21,477
APSG-5454-3	162 x 54	3	32,215
APSG-5454-4	216 x 54	4	42,953
APSG-5454-5	270 x 54	5	53,691
APSG-5454-6	324 x 54	6	64,430

OPTIONS	CODE	PRICE	NOTES
<b>Polished Chrome Leg Finish Options:</b>			
(2) Tables	Add <b>-PCF-2</b>	\$2,919	
(3) Tables	Add <b>-PCF-3</b>	\$4,379	
(4) Tables	Add <b>-PCF-4</b>	\$5,837	
(5) Tables	Add <b>-PCF-5</b>	\$7,296	
(6) Tables	Add <b>-PCF-6</b>	\$8,755	
<b>Remove Modular Power Options*:</b>			
(2) Tables	Add <b>-RMP-2</b>	Deduct \$597	
(3) Tables	Add <b>-RMP-3</b>	Deduct \$895	
(4) Tables	Add <b>-RMP-4</b>	Deduct \$1,191	
(5) Tables	Add <b>-RMP-5</b>	Deduct \$1,489	
(6) Tables	Add <b>-RMP-6</b>	Deduct \$1,787	
<b>Power and Data Options</b>			See pages 27-31

\*If Remove Modular Power option is specified, it must be removed from all tables

## EDGE PROFILE



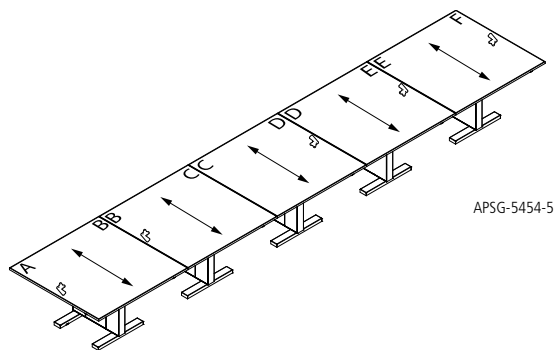
Approach Edge Profile



# VENEER / GRAIN-MATCHED CONFERENCE TABLES

## GENERAL INFORMATION

- Tops are 1-1/8" thick
- Seating capacity based on 27" per person
- Overall table height 30"
- Modular power ships standard with each table
- Tables include ganging connectors on all four sides
- When Veneer is specified for the table surface, the underside of the table will be finished in the same veneer
- If power is specified, each table will include one power unit
- If a Power Matrix or Tech Node option is specified, the modular power cannot be removed unless the Field Wired option is selected
- Tables will be grain-matched in the configuration shown below
- Standard with Flat cut veneer
- Grain-matched sets have labels on the underside of each table to ensure they are oriented in the correct direction when ganged together. Each top will have 2 letters that are used to match the correct sides to their corresponding partners. "A" will match to "A", "B" will match to "B" and so on. See image below.



## REQUIRED INFORMATION (ORDER CANNOT BE ENTERED WITHOUT THIS INFORMATION)

See appendix pages vi-vii for surface material options.

- Choose Veneer Species
- Choose Metal Finish. Clear Anodized (-CA) not available
- Modular Power Infeed must be specified separately (See pages 27-31). Infeed required for modular power system to function.
- Power option must be specified separately, if required

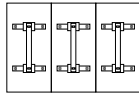




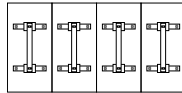
# VENEER / GRAIN-MATCHED CONFERENCE TABLES



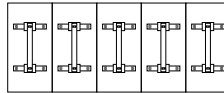
APTG-6633-2



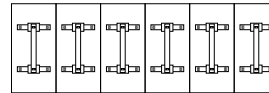
APTG-6633-3



APTG-6633-4



APTG-6633-5



APTG-6633-6

## BASE SURFACE MATERIAL KEY

V Veneer

## RECTANGLE TABLES [TABLES GRAIN-MATCHED IN ABOVE CONFIGURATIONS ONLY]

MODEL #	OVERALL L x W	TABLE QTY	SEATING CAPACITY	-V
APTG-4842-2	84 x 48	2	8	17,818
APTG-4842-3	126 x 48	3	10	26,727
APTG-4842-4	168 x 48	4	14	35,636
APTG-4842-5	210 x 48	5	18	44,545
APTG-4842-6	252 x 48	6	22	53,454
APTG-5442-2	84 x 54	2	8	18,894
APTG-5442-3	126 x 54	3	12	28,341
APTG-5442-4	168 x 54	4	16	37,788
APTG-5442-5	210 x 54	5	18	47,234
APTG-5442-6	252 x 54	6	22	56,681
APTG-5448-2	96 x 54	2	8	19,389
APTG-5448-3	144 x 54	3	14	29,083
APTG-5448-4	192 x 54	4	18	38,778
APTG-5448-5	240 x 54	5	20	48,472
APTG-5448-6	288 x 54	6	24	58,166
APTG-6042-2	84 x 60	2	10	19,158
APTG-6042-3	126 x 60	3	12	28,737
APTG-6042-4	168 x 60	4	16	38,316
APTG-6042-5	210 x 60	5	18	47,894
APTG-6042-6	252 x 60	6	20	57,473
APTG-6048-2	96 x 60	2	10	19,721
APTG-6048-3	144 x 60	3	14	29,582
APTG-6048-4	192 x 60	4	18	39,442
APTG-6048-5	240 x 60	5	20	49,302
APTG-6048-6	288 x 60	6	24	59,163
APTG-6633-2	66 x 66	2	8	19,017
APTG-6633-3	99 x 66	3	8	28,526
APTG-6633-4	132 x 66	4	12	38,034
APTG-6633-5	165 x 66	5	16	47,542
APTG-6633-6	198 x 66	6	18	57,051
APTG-6642-2	84 x 66	2	10	21,079
APTG-6642-3	126 x 66	3	12	31,618
APTG-6642-4	168 x 66	4	16	42,157
APTG-6642-5	210 x 66	5	18	52,696
APTG-6642-6	252 x 66	6	22	63,235
APTG-6648-2	96 x 66	2	10	21,763
APTG-6648-3	144 x 66	3	14	32,644
APTG-6648-4	192 x 66	4	18	43,525
APTG-6648-5	240 x 66	5	20	54,406
APTG-6648-6	288 x 66	6	24	65,288
APTG-7236-2	72 x 72	2	8	20,166
APTG-7236-3	108 x 72	3	14	30,248
APTG-7236-4	144 x 72	4	14	40,331
APTG-7236-5	180 x 72	5	18	50,413
APTG-7236-6	216 x 72	6	20	60,496
APTG-7242-2	84 x 72	2	8	21,791
APTG-7242-3	126 x 72	3	14	32,687
APTG-7242-4	168 x 72	4	16	43,582
APTG-7242-5	210 x 72	5	18	54,478
APTG-7242-6	252 x 72	6	22	65,373
APTG-7248-2	96 x 72	2	10	22,564
APTG-7248-3	144 x 72	3	14	33,845
APTG-7248-4	192 x 72	4	18	45,127
APTG-7248-5	240 x 72	5	20	56,408
APTG-7248-6	288 x 72	6	24	67,690



# VENEER / GRAIN-MATCHED CONFERENCE TABLES

OPTIONS	CODE	PRICE	NOTES
<b>Polished Chrome Leg Finish Options:</b>			
(2) Tables	Add <b>-PCF-2</b>	\$2,919	
(3) Tables	Add <b>-PCF-3</b>	\$4,379	
(4) Tables	Add <b>-PCF-4</b>	\$5,837	
(5) Tables	Add <b>-PCF-5</b>	\$7,296	
(6) Tables	Add <b>-PCF-6</b>	\$8,755	
<b>Remove Modular Power Options*:</b>			
(2) Tables	Add <b>-RMP-2</b>	Deduct \$597	
(3) Tables	Add <b>-RMP-3</b>	Deduct \$895	
(4) Tables	Add <b>-RMP-4</b>	Deduct \$1,191	
(5) Tables	Add <b>-RMP-5</b>	Deduct \$1,489	
(6) Tables	Add <b>-RMP-6</b>	Deduct \$1,787	
<b>Power and Data Options</b>			See pages 27-31

\*If Remove Modular Power option is specified, it must be removed from all tables

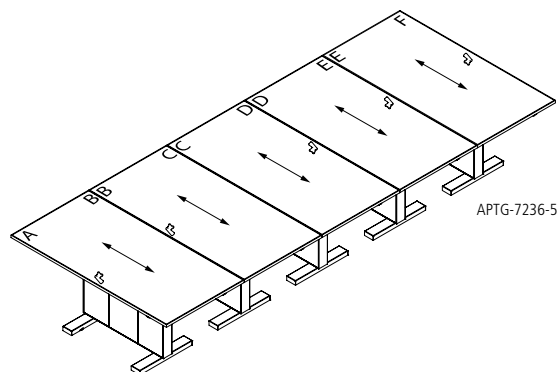
## EDGE PROFILE



Approach Edge Profile

## GENERAL INFORMATION

- Tops are 1-1/8" thick
- Seating capacity based on 27" per person
- Overall table height 30"
- Modular power ships standard with each table
- Ganging connectors included with each table
- When Veneer is specified for the table surface, the underside of the table will be finished in the same veneer
- If power is specified, each table will include one power unit
- If a Power Matrix or Tech Node option is specified, the modular power cannot be removed unless the Field-Wired option is selected
- Tables will be grain-matched in the configuration shown below
- Standard with Flat cut veneer
- Grain-matched sets have labels on the underside of each table to ensure they are oriented in the correct direction when ganged together. Each top will have 2 letters that are used to match the correct sides to their corresponding partners. "A" will match to "A", "B" will match to "B" and so on. See image below.



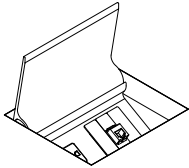
### REQUIRED INFORMATION (ORDER CANNOT BE ENTERED WITHOUT THIS INFORMATION)

See appendix pages vi-vii for surface material options.

- Choose Veneer Species
- Choose Metal Finish. Clear Anodized (-CA) not available
- Modular Power Infeed must be specified separately (See pages 27-31). Infeed required for modular power system to function.
- Power option must be specified separately, if required



# POWER AND DATA OPTIONS

POWER MATRIX SMALL	MODEL #	DESCRIPTION	W x D	SIMPLEX OUTLETS	BLANK	DATA*	PRICE
	PM-SM-G	Small - Glass Door	6 x 5.375	2	2	1	1,489
	PM-SM-M	Small - Metal Door	6 x 5.375	2	2	1	1,489
	PM-SM-W	Small - Wood Door	6 x 5.375	2	2	1	1,878

\*Each data faceplate includes two RJ-45 (Data) connectors

OPTIONS	CODE	PRICE	NOTES
4 Simplex Receptacles	Add <b>-FOUR</b>	No Charge	Replace AAP's with 2 additional simplex receptacles
3 Simplex Receptacles/Charging USB-A+C	Add <b>-THREE-C</b>	No Charge	Replace AAP's with 1 additional simplex receptacle and 1 charging USB-A+C
USB-A+C Charging	Add <b>-USB-C</b>	\$116 per unit	USB-A+C charger, replaces one of the simplex outlets
Polished Chrome Door	Add <b>-PD</b>	\$223 per unit	Only available with metal door option
Polished Chrome Bezel	Add <b>-PB</b>	\$317 per unit	Only available on glass and laminate top tables
Field-Wired	Add <b>-FW</b>	Deduct \$43 per unit	May be required in New York City, Chicago and San Francisco. Check with an electrician for local codes and requirements.
Single Infeed Option Available	See below		

## GENERAL INFORMATION

- Wood species and finish will default to the same as the table top if wood door version is specified
- Glass & wood doors are 1/4" -thick, metal doors are 1/8" -thick
- Glass door is back-painted low-iron glass
- Interior body is clear anodized aluminum
- Each unit includes a 15 amp, 12' power infeed (plug in only). If modular power is selected, there is a 3' infeed instead of 12'.
- If Field-Wired option is specified, each unit includes a 6' flexible metal conduit and requires a hardwire connection
- Standard configuration: Two simplex receptacles, two RJ-45 data connectors and two single blank faceplates
- When specified on tables with laminate or glass tops, each Power Matrix unit will include a metal bezel and is limited to the glass and metal door options. (-B) will be added to the model number for the bezel.
- Additional data/AV faceplate options are on page 28

## REQUIRED INFORMATION: (ORDER CANNOT BE ENTERED WITHOUT THIS INFORMATION)

See appendix pages vi-vii for surface material options.

- Choose Glass Door Finish, if glass door version is specified
- Choose Metal Finish, if metal door version is specified or for the bezel finish on laminate and glass tables

MODULAR POWER SYSTEM POWER INFEEDES	MODEL #	DESCRIPTION	PRICE
	APP-H	Hardwire Power Infeed	158
	APP-P	Plug-In Power Infeed	424

## GENERAL INFORMATION

- Plug-in power Infeed will only utilize one circuit of the two-circuit modular power system. To utilize both circuits, the hardwire power Infeed must be specified.
- Hardwired and Corded Single Infeed options are 42" long
- Power Infeeds can be placed at any location along a string of connected tables
- Plug-in power infeed can accommodate a maximum of 6 tables per infeed. Hardwire power infeed can accommodate a maximum of 12 tables per infeed.



# POWER AND DATA OPTIONS

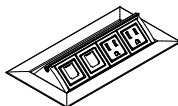

DATA FACEPLATES	MODEL #	DESCRIPTION	STYLE	W x H	PRICE
	FLDF-1	Blank faceplate, single height	Single	3-1/2 x 5/8	74
	FLDF-2	One VGA 15-pin HD Female to Female Gender Changer, one 3.5mm Stereo Mini Jack to Solder Tabs	Single	3-1/2 x 5/8	259
	FLDF-3	One VGA 15-pin HD Female to Female Gender Changer	Single	3-1/2 x 5/8	203
	FLDF-4	One RJ-11 Female to Punch Down - Phone	Single	3-1/2 x 5/8	203
	FLDF-5	One RJ-45 Female to Female Barrel - Data	Single	3-1/2 x 5/8	166
	FLDF-6	Two RJ-45 Female to Female Barrels, single height	Single	3-1/2 x 5/8	223
	FLDF-7	Two RJ-45 Female to Punch Down for CAT 6 - AMP	Single	3-1/2 x 5/8	315
	FLDF-8	Two RJ-45 Female to Punch Down for CAT 6 - Leviton	Single	3-1/2 x 5/8	315
	FLDF-10	Two RJ-45 Female to Punch Down for CAT 6 - Panduit	Single	3-1/2 x 5/8	315
	FLDF-11	Two USB A Female to Two USB A Female on 10" Pigtails	Single	3-1/2 x 5/8	352
	FLDF-12	Blank faceplate, double height	Double	3-1/2 x 1-3/8	92
	FLDF-13	Two RJ-45 Female to Female Barrels, double height	Double	3-1/2 x 1-3/8	223
	FLDF-14	Cable Pass-Through Set - one top, one bottom	Double	3-1/2 x 1-3/8	389
	FLDF-15	One HDMI Female to Female Barrel	Single	3-1/2 x 5/8	259

## GENERAL INFORMATION

- All connectors and faceplates are Extron® Architectural Adapter Plates (AAP)
- Faceplates are black



# POWER AND DATA OPTIONS

TECH NODE	MODEL #	W X D	SIMPLEX RECEPTACLES	OPEN DATA PORTS	CHARGING USB-A+C	PRICE
 PUP	PUP	8 x 4	2	2	-	543
	PUP-USB-AC	8 x 4	2	1	1	647
	<div><div>OPTIONS</div><div>CODE</div><div>PRICE</div><div>NOTES</div></div>					
	Field-Wired	Add <b>-FW</b>	No Charge	May be required in New York City, Chicago and San Francisco. Check with an electrician for local codes and requirements.		



## GENERAL INFORMATION

- 3' cord when modular power is selected. 12' cord when 15-amp infeed is desired.
- Voice/data modules must be ordered separately; contact your local AV integrator
- PUP defaults to color of metal finish specified on tables (Shadow, Storm, Black, Aged Bronze, Satin Bronze and Galaxy receive Black Anodized Tech Node; Cloud, Burnished and Foil receive Clear Anodized Tech Node)
- UL Listed
- Includes a Voice/Data Adapter Kit to accept couplers and jacks when required

### REQUIRED INFORMATION: (ORDER CANNOT BE ENTERED WITHOUT THIS INFORMATION)

See appendix pages vi-vii for surface material options.

- Choose location code and quantity from chart below

POWER SPEC	MODEL #	DESCRIPTION	PRICE
 PWR-R-B	PWR-R-B	Round Power Spec with Black Faceplate	116
	PWR-R-W	Round Power Spec with White Faceplate	116
 PWR-SQ-B	PWR-SQ-B	Square Power Spec with Black Faceplate	116
	PWR-SQ-W	Square Power Spec with White Faceplate	116



## GENERAL INFORMATION

- Includes one simplex receptable
- 12' cord

### REQUIRED INFORMATION: (ORDER CANNOT BE ENTERED WITHOUT THIS INFORMATION)

See appendix pages vi-vii for surface material options.

- Choose Metal Finish: Satin Nickel (SNB) or Chrome (CB)

USB SPEC	MODEL #	DESCRIPTION	PRICE
 USBC-R-B	USBC-R-B	Round Data Spec with Black Faceplate	243
	USBC-R-W	Round Data Spec with White Faceplate	243
 USBC-SQ-B	USBC-SQ-B	Square Data Spec with Black Faceplate	243
	USBC-SQ-W	Square Data Spec with White Faceplate	243

## GENERAL INFORMATION

- Includes one charging USB-A+C
- 6' cord

### REQUIRED INFORMATION: (ORDER CANNOT BE ENTERED WITHOUT THIS INFORMATION)

See appendix pages vi-vii for surface material options.

- Choose Metal Finish: Satin Nickel (SNB) or Chrome (CB)



# POWER AND DATA OPTIONS

LOCATION CODES	POWER MATRIX SMALL	TECH NODE	POWER SPEC	USB SPEC	LOCATION	QUANTITY OF UNITS TO ORDER
	PS-1	TN-1	SP-1	SP-1	One at center	1
	PS-2	TN-2	SP-2	SP-2	One at each end	2
	PS-3	TN-3	SP-3	SP-3	One at center and one at each end	3
	PS-X	TN-X	SP-X	SP-X	One in each table	Equal to the number of tables

POWER MATRIX SMALL LOCATION CODE DETAILS	POWER MATRIX SMALL LOCATION CODE	POWER MATRIX UNITS	SIMPLEX RECEPTACLES PROVIDED**	DATA (RJ-45) PROVIDED	BLANK AAP FACEPLATES PROVIDED
	PS-1	1	2	2	2
	PS-2	2	4	4	4
	PS-3	3	6	6	6
	PS-X*	X	X	X	X

\*When specifying PS-X, the quantity of Power Matrix units will equal the number of tables ordered. Power Matrix units will include (2) Simplex Receptacles, (2) Data (RJ-45) connectors and (2) Blank AAP Faceplates.

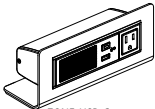
\*\*If -USB-C option is specified, Charging USB-A+C will replace one of the simplex outlets per unit

TECH NODE LOCATION CODE DETAILS	TECH NODE LOCATION CODE	TECH NODE UNITS	SIMPLEX RECEPTACLES PROVIDED	DATA (RJ-45) PROVIDED
	TN-1	1	2	2
	TN-2	2	4	4
	TN-3	3	6	6
	TN-X	X	X	X

\*If PUP-USB-AC option is specified, Charging USB-A+C will replace one of the Data (RJ-45) ports.



# FREESTANDING POWER OPTION

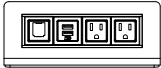
TECH ZONE	MODEL #	DESCRIPTION	SIMPLEX OUTLETS	OPEN DATA PORTS	CHARGING USB-A+C	PRICE
 ZONE-USB-C	ZONE-DATA	(2) Simplex receptacles, (2) Open data ports	2	2	-	341
	ZONE-USB-C	(2) Simplex receptacles, (1) Charging USB-A+C, (1) Open data port	2	1	1	408

## GENERAL INFORMATION

- 72" long plug-in infeed cord
- Finish is black
- Includes a Voice/Data Adapter Kit to accept couplers and jacks when required



ZONE-DATA



ZONE-USB-C



# Appendix

---





# GENERAL INFORMATION

This price book supercedes all previous versions.

**Before placing your order, confirm you have all required information necessary. Lead times for orders begin after all required information is included and correct.**

## Delivery Information

We know lead times are important and sticking to them even more so. We work to maintain a 6-8 week lead time on all standard products in this book from receipt of a clean order. All orders are acknowledged with an approximate shipping date and will be invoiced with the price in effect at the date the purchase order is received.

Shipping charges are prepaid (within the continental U.S.). Therefore, pricing is a delivered price based on normal ground transportation. If you have special instructions, need to ship by air, or are shipping to Alaska or Hawaii, contact NuCraft Customer Service. NuCraft can also help arrange to have products blanket wrapped for an additional charge. Contact the NuCraft Customer Service team or specify it on your purchase order.

**Minimum Freight Charge: Any order below \$2,800 net will be assessed a \$450 net minimum freight charge (one per order).**

Orders are subject to acquiring the materials required for manufacturing. Fulfillment can be affected by strikes, fires, embargoes and acts of government. These elements are beyond our control.

NuCraft offers a variety of services to accommodate a wide range of delivery requirements. Availability of these services is dependent on a number of factors and may not be offered with all shipments. Examples of delivery services that have additional fees include:

- Specific date within our standard 3-5 day delivery window (for orders under \$50,000 net)
- Specific time of day, morning or afternoon (for orders under \$50,000 net)
- Delivery to a warehouse before delivery to its final destination (unless product is picked up at the warehouse)

Contact the NuCraft Customer Service team for availability and pricing on these services.

## Freight Terms

Shipping charges for NuCraft products are prepaid for standard delivery in the continental United States. Standard delivery is defined as follows: Product is delivered on a 53' trailer being pulled by a long-haul tractor (total length of 85'). Facility will receive delivery Monday through Friday between the hours of 8:00 AM and 4:00 PM. Facility has docks with levelers and a fork truck for unloading. Product will be loaded on load bars two levels high. Receiving facility is responsible to have personnel on hand to unload the truck upon arrival, drivers do not unload. Delivery sites or times that do not meet this criteria will be accommodated, but will typically incur a charge to cover additional shipping costs. Please notify NuCraft in advance of the shipment if this is the case and the additional charge (if any) will be determined by NuCraft.

Product ships FOB dock. The customer obtains title to their product and materials, and assumes the risk of loss for them, upon shipment from NuCraft's facilities.

## Storage

NuCraft has no storage facilities for finished product. If a customer cannot accept an order when it is ready for shipment, the customer must designate an alternative shipping address. If no address is provided, NuCraft may, at its discretion, transfer the product to storage. If product is transferred to an off-site storage facility, the customer may be charged for transportation to the facility and for any associated storage fees. NuCraft considers transfer of the product to a storage facility the equivalent of shipment, including invoicing and payment. Customers assume the risk of damage or loss during storage.

## Transportation Times and Delays

Third party carriers that NuCraft contracts with will make reasonable efforts to accommodate requested delivery times and dates. Scheduled delivery appointments may, however, be delayed for a variety of reasons, including inclement weather, traffic, transportation equipment problems, and delays encountered at other delivery locations along the delivery route. NuCraft does not recommend scheduling activities that depend on the delivery appointment (for example, scheduling furniture installers to install furniture the day of the delivery appointment). NuCraft shall not be liable for any costs incurred as a result of a missed delivery appointment.

## Shipment Damage Claims

Legal title to merchandise passes to the buyer upon acceptance by the carrier. **Inspect all cartons upon delivery.** Details of visible damage should be noted on the delivery receipt. Do not install product if damage is found upon inspection. The carrier should be notified by the buyer to inspect the merchandise, and file a claim immediately. If visible damage is not apparent, sign the delivery receipt "No visible damage." This will allow recourse for a concealed damage claim. Although most claims for transportation damages must be filed against the carrier within nine months of the date of delivery, concealed damage claims must be filed within 15 days of receipt.

Do not destroy packing materials until shipment has been inspected. Then proceed to file a claim with the carrier.

**Failure to make any claims against NuCraft within 10 days shall constitute acceptance of the merchandise and a waiver of any defects, errors or shortages discovered upon inspection.**

## Cancellations

Cancellations must be reviewed by our Customer Service team. Because we build your products to order, orders cannot be cancelled once processing has begun. Processing includes but is not limited to development of shop drawings and other engineering drawings. If cancellation is approved, a processing fee of 20-100% will be assessed based on the status of the order.

## Change Order Policy

NuCraft will make every attempt to honor any reasonable change request to product provided that the request is received prior to start of production. Change orders will be accepted only if the request is made in writing and received in time to make the change. NuCraft reserves the right to increase our acknowledged price and ship date if necessary to make the requested changes. Please submit any change order request to our Customer Service team. NuCraft will assess charges to the customer as stipulated in the following:

- Standard Orders: Change orders received prior to production will be charged \$400 net to cover administrative costs.
- Special Orders: Change orders received prior to production will be charged \$400 net to cover administrative costs. There may be additional costs associated with engineering labor required for the change order.
- Change orders received after production must be evaluated by NuCraft. If approved, the charge will be \$400 net plus any restocking charges accumulated. There may be additional costs associated with engineering and/or manufacturing labor, as well as material costs, required for the change order.



# GENERAL INFORMATION

## Repair Authorization

Prior written approval is required for repairs of merchandise charged to Nucraft. Failure to do so will result in customer funded repairs.

## Payment Terms

Deposits are required at the time of order due to the custom nature of our products. See information regarding Cancellations above.

Credit terms are available to qualified customers. Please contact AR@Nucraft.com to start the application process. Note that the credit application process requires a valid sales tax exemption or resale tax certificate, Form W-9, and three current trade references.

Credit Card Payments are accepted via web portal. Please contact AR@Nucraft.com for payment instructions. Note that a 2% convenience fee will be added for using this payment method and no early pay discounts are allowed on credit card payments.

## Warranty

Nucraft Furniture is warranted to be free from defects in materials and workmanship for a period of ten years of single shift use. Limitations include:

- Mechanical Devices such as latches, casters, and other moving components are warranted for five years of the date of original delivery.
- Height adjustable components are warranted for two years of the date of original delivery.
- The following are warranted for one year of the date of original delivery:
  - Textiles
  - Electrical Components
  - Refrigeration Units
  - Custom Products not described in Nucraft's Catalogue

This warranty is applicable only if furniture is properly installed and maintained in an office environment. This warranty extends only to products manufactured and sold in North America and only to original purchasers acquiring new Nucraft product through authorized dealers or approved sellers.

During this warranty period, Nucraft's sole obligation is to repair or replace, at Nucraft's discretion, products which prove to be defective during the warranty period.

This warranty does not cover:

- Damage caused by a carrier.
- Damage from user modification, misuse, abuse, accident, or negligence.
- Customer's Own Material (COM) specified by the customer that is not a standard product offering.
- Color, grain, or texture of wood and other covering material.

**Nucraft extends no other warranties, expressed or implied, including warranty of merchantability or fitness for a particular purpose. Nucraft shall not be liable for loss of time, inconvenience, commercial loss, incidental or consequential damages.**

## Environmental Statement

Nucraft is committed to supporting responsible environmental policies and practices in all that we do. We strive for sustainability, weighing our business decisions against the costs to the ecological, social and economic systems they affect.

Our products are manufactured to meet the credit requirements of the U.S. Green Building Council's LEED rating systems in one or more of the following categories:

- Recycled Content
- Certified Wood
- Low-Emitting Materials

## Computer Aided Planning

Nucraft products and pricing are available on CD via 2020 Cap, an AutoCAD®-based space planning tool.

2020 Cap is an integrated software system developed specifically for interior designers and facility planners to enhance workplace performance. This modern suite of applications works together seamlessly, in concert. Navigate catalogs, select products, design in plan view and 3D, assign options, create worksheets and build a project where you want, when you want. Take your pick. It's dynamic and interactive. Design projects are a work in progress. And now you can perform any of the many discrete tasks that go into a project any time, any place.

For additional information, you may contact 2020 Cap direct at 800-227-0038.

## iSpec®

Nucraft offers a free online product configuration and specification service that saves you time and allows you to be creative while leaving the nuts and bolts to someone else. No specific software is required, nor is there any learning curve. This service applies to all Nucraft products. For additional information, call 1-877-NUCRAFT and ask for the iSpec Team or log on to [www.nucraft.com/ispec](http://www.nucraft.com/ispec).



# FINISH INFORMATION

## Surface Materials Palette

We crafted our materials palette using the same demanding standards that distinguish our furniture. Thoughtful design and attention to every detail elevate your possibilities.

Anchored by NuCraft veneers, unrivaled for clarity, quality, and depth of finish, our collection of surface materials comprises a sophisticated set of balanced elements that supports your design vision.

Some elements have their roots in NuCraft's rich heritage. Others are new materials and reflect current trends and taste. Together, they ensure that you're ready for today and positioned well for the future. Beautifully.

## Custom Finishes

NuCraft specializes in expert custom finish matching. For a nominal upcharge we can provide custom finishes, and we are frequently asked to match the finishes of other furniture manufacturers. For finishes that appear unusual to match or for customers directly requesting a sample, a finish sample will be sent for approval prior to entering the order.

Custom finishes requiring colored varnishes to create a painted look can only be applied to Maple veneer and require one extra week in addition to the standard lead time. NuCraft's standard black finish (G82) can be applied to all NuCraft standard veneers. Walnut is the standard black veneer. Other species must be specified when ordering.

Clear coat on a special veneer requires an approved sample.

Custom finishes carry a 10% upcharge per item, per finish, capped at \$1,975 List.

Custom finish upcharges are not applied to any item that is not wood. Example: casters, ganging connectors, power options..

## Treatments

**Note: Default veneer sheen will vary per finish and product. Default finish is bolded on pages vi-vii. If no direction is provided on incoming orders, default sheen will be selected. In addition, default veneer cut is noted in the price list. If no direction is provided on incoming orders, default cut will be selected.**

**Gloss:** Gloss is a durable finish that tends to nicely mask normal wear and leaves wood grain visible to the eye. It achieves a medium gloss open pore appearance (40 – 50 sheen range). Finish numbers preceded by the letter "G" indicate a Gloss finish.

**Matte:** Like Gloss, Matte is durable, tends to nicely mask normal wear and leaves wood grain visible to the eye. It achieves a low luster, open pore appearance (10 – 20 sheen range). Finish numbers preceded by the letter "M" indicate a Matte finish.

Since each veneer type responds differently to both types of treatment, all will have a distinctive look and feel when finished. For example, a Walnut veneer with a Gloss treatment will remain much more textured than a Cherry veneer with the same treatment.

## About the Wood

All NuCraft veneers are carefully selected for uniformity of color and grain. Still, wood is a natural substance and minor variations may occur due to its own uniqueness. Because of this, the furniture you receive may not be an exact match to our samples.

NuCraft takes great pride in our finish color consistency. However, wood is a natural product that will have color variation within a single piece of furniture, as well as from one piece to the next. Other factors also affect color over time, such as exposure to light (both intensity and duration). For example, lighter finishes cause more variation in colors over time.

In cases where a returning customer wants a precise match with existing furniture, we recommend sending a sample of the existing furniture finish. Please contact NuCraft Customer Service to determine an appropriate sample. This will ensure a finish match between old and new orders. This type of order is considered a control sample. There will be a 10% upcharge on an order of this type. Due to natural aging of veneers, natural finishes may vary.

## Care and Maintenance of Wood Finishes

Our finish material is a crystal clear, urethane acrylic blend. This type of finish may be repaired in the field by a qualified refinisher.

NuCraft recommends using a damp cloth to clean your fine wood furniture. Always wipe with the grain of the wood. Should your wood furniture require a more thorough cleaning, we recommend using a mild cleaner such as Joy dish soap or Murphy's oil soap, thoroughly diluted in water (one part soap to thirty parts water). Water will not damage NuCraft's finish, but it may leave surface spots when it dries. To avoid this, dry the surface with a soft cloth after it is cleaned. Marks that cannot be removed with the cleaning methods above may be able to be removed using naphtha, a mild degreasing solvent.

Caution: while the use of polishes that contain wax, petroleum solvents or silicones may immediately enhance the "shine" of a product, it may also eventually remove the fine original finish applied in our factory. Silicone on the surface of wood may also make it very difficult to respray or refinish.

All NuCraft furniture is inspected and polished before it leaves our factory. In some instances, the packing materials may imprint on the factory polish. Cleaning and polishing the furniture once it is unpacked will normally restore the furniture to its original beauty.

In some cases, the rubber support feet used on the bottom of common office equipment (teleconferencing phones, laptops, microphones, copiers, etc.) can create unsightly marks in the surface of wood tops, due to oxidation of the lacquer finish. We suggest these machines be placed on a protective type of padding, such as felt.

Wood will fade as a result of exposure to UV light. This is particularly prevalent with light finishes. If color changes due to fading are a concern for your application, the impact can be minimized by selecting medium to dark stains for your wood surfaces. Our top coat includes a UV inhibitor which makes the finishes less prone to fading.



# FINISH INFORMATION

## Laminates

Selected Formica® and Nevamar® laminates are available on Training Tables, Conference Tables, Conference Room Furniture and select Occasional Tables. For standard laminate and wood pricing, refer to individual item pricing columns.

## Non-Standard Laminates and Linoleums

To order a color other than those on our list (see pages vi-vii), refer to Nevamar or Formica standard grade, matte texture laminate offerings and Forbo Furniture Linoleums (excluding manufacturers' non-standard matte offering).

- For approved non-standard laminates with a hardwood edge, the upcharge is 10% of the base price per laminate color with a minimum of \$500 and capped at \$1975.
- For approved non-standard laminate with a standard ABS edge, the upcharge is \$175 per laminate color.
- For approved non-standard laminates with a non standard ABS edge, please contact customer service.

To ensure your non standard laminate is on our approved list, please contact customer service. Add one week to the lead-time for all non-standard laminate and linoleum orders. Call the Nucraft Customer Service team for quotes on premium grades and laminates. Mirror and metal laminates are not available.

## Care and Maintenance of Laminate and Novawrap

Laminate and Novawrap surfaces may be cleaned with a damp cloth and ordinary soap or non-abrasive household liquid detergent. Dry the surface with a clean cloth or soft paper towel to prevent streaks from appearing.

## Care and Maintenance of Metal

Metal surfaces can be wiped with a damp cloth and rubbed dry. A mild non-abrasive household liquid detergent can be used if necessary. Regular maintenance of metal components, including tightening of fasteners and light lubrication of moving parts, will extend the life of your furniture.

## Satin Etched Glass

Glass color may vary slightly on multi-piece conference table tops over 180" x 60" when satin etched glass is specified due to the iron content and etching process of the glass.

## Care and Maintenance of Glass

Clear or frosted glass may be cleaned with commercial glass cleaner. Be sure to use a lint-free cloth if cleaning the frosted side of the glass.

## Stone and Solid Surface Material

Despite its reputation for durability, natural stone can easily be broken during handling and/or installation if proper techniques are not followed. In addition, Nucraft is not responsible for the installation of natural stone or solid surface materials on its products. Therefore, installers specifically trained in the installation of these materials must be utilized to ensure a quality installation. Nucraft shall not be liable for any damages incurred during the handling and/or installation of natural stone or solid surface materials on its products.

## Care and Maintenance of Granite

Granite surfaces may be cleaned with a damp cloth and ordinary soap or non-abrasive household liquid detergent. Dry the surface with a clean cloth or soft paper towel to prevent streaks from appearing.

## Care and Maintenance of Leather

Genuine leather requires very little care. Nucraft recommends that leather be dusted regularly. If a more thorough cleaning is needed, use lukewarm water and a mild, non-abrasive soap. Generate some lather and lightly rub the surface with cheesecloth. Rinse off any soap film with clean water and towel dry. The leather may dry dull. To restore the leather to a normal gloss, rub it with a clean towel. Never use furniture polish, oil, varnish or ammonia. Saddle soap may be used to prevent the leather from becoming brittle or cracked and to maintain the original supple finish.

## Touch Up Finish Kits

Model #	Description	Price
KIT-M	Metal Kit	80
KIT-P	Paint Kit	80
KIT-S	Stain Kit	80

## REQUIRED INFORMATION:

### (ORDER CANNOT BE ENTERED WITHOUT THIS INFORMATION)

- Kit model number
- Quantity of kits
- Specify finish (See pages vi-vii)

## General Information:

- Touch-up kits must be ordered on a purchase order separate from Nucraft product due to Hazmat shipping



# APPROACH SURFACE MATERIALS

## WOOD FINISHES

### STANDARD

Default veneer sheen will vary per finish and were determined by a team of experts who reviewed the colorways to determine if gloss or matte best highlighted the natural characteristics of the species of wood and the color of the stain. Default finish is bolded. If no direction is provided, default sheen will be selected.

	Matte	Gloss
<b>Ash</b>		
Blanco	<b>M44</b>	G44
Char	<b>M50</b>	G50

### Rift Cut Oak

Carbon	M03	<b>G03</b>
--------	-----	------------

### Flat Cut Oak

Dune	<b>M05</b>	G05
Portobello	<b>M7413</b>	G7413

### Flaky Oak

Sahara	<b>M61</b>	G61
--------	------------	-----

### Cherry

Cognac	M21	<b>G21</b>
Auburn	M93	<b>G93</b>

### Walnut

Marron	<b>M35</b>	G35
Mocha	<b>M33</b>	G33
Zinc	M30	<b>G30</b>
Onyx	M82	<b>G82</b>
Otter	M31	<b>G31</b>

### Maple

Natural Maple	M60	<b>G60</b>
---------------	-----	------------

### Linea

Oak Linea	<b>M08</b>	G08
Walnut Linea	<b>M27</b>	G27
Euro Birch Linea	<b>M09</b>	G09
Silver Birch Linea	M10	<b>G10</b>

### Paldao

Thicket	<b>M75</b>	G75
Paldao	<b>M76</b>	G76
Canyon	M77	<b>G77</b>

## METAL FINISHES

### Powder Coat

Aged Bronze	A8010
Black	A44
Burnished	A8009
Cloud	A8004
Foil	A8006
Galaxy	A8007
Satin Bronze	A8011
Shadow	A8005
Storm	A8012

### Metal

Polished Chrome*	PC
------------------	----

\*Up-Charge applies. See specific product line pages for availability and details.

## PAINTS

Aged Bronze	S8010
Black	S44
Burnished	S88
Cloud	S8004
Foil	S8006
Galaxy	S8007
Moonlight	S87
Oyster	-
Satin Bronze	S8011
Shadow	S8005
Storm	S8012

### Paint to Match

To request a custom paint color, contact NUCRAFT Customer Service. A paint sample must be matched and approved prior to order.

## GLASS (SATIN OR GLOSS)

	Satin	Gloss
Black	BS	-
Clove	VS	VG
Meringue	MS	MG
Quill	QS	QG
White	WS	WG



# APPROACH SURFACE MATERIALS

## LAMINATES

	Code	Coordinating Wood Finish	Suggested ABS Edgeband Coordinate
<b>Wood Grain Laminates</b>			
Formica White Ash*	8841-58	M8841	R02, R01
Formica Natural Ash*	8843-58	M8843	R02
Formica Aged Ash*	8844-58	M8844	R04
Formica Weathered Ash*	8842-58	M8842	R05
Formica Oiled Legno*	8846-58	M8846	R05
Formica Bleached Legno*	8845-58	M8845	R04
Formica Blackened Legno*	8848-58	M8848	R05
Formica Urban Planked Oak*	9312-58	M9312	R04
Formica Thermo Walnut*	6402-58	M6402	R04
Formica Smoky Brown Pear*	5488-58	M5488	R05
Formica Espresso Pear*	5489-58	M5489	R05
Formica White Knotty Maple*	7410-58	M7410	R02
Formica Sand Maple*	9237-58	G60	R02
Formica Planked Coffee Oak*	7413-58	M7413	R05
Formica Pecan Woodline†	5883-58	M5883	R04
Formica Chestnut Woodline†	5884-58	M5884	R05

\*Not available on multi-piece conference tables

†Suitable for multi-piece conference tables

### Solid Laminates

Formica Brite White	459-58	R01
Formica Dover White	7197-58	R01
Formica Pearl	934-58	R02
Formica Graystone	464-58	R02
Formica Folkstone	927-58	R03
Formica Graphite	837-58	R05

### Patterned Laminates

Nevamar Cool Chic	VA7002T	R02
Nevamar Serene Stardom	VA5001T	R05
Nevamar Calm Distinction	VA6001T	R05
Nevamar Easy Elegance	VA5002T	R05
Wilsonart Sheer Mesh	4876-38	R02
Wilsonart Grey Mesh	4877-38	R02
Wilsonart Pewter Mesh	4878-38	R05

## ABS FINISHES

Ashen	R04
Parchment	R02
Shale	R05
Stone	R03
Whitecap	R01