

ASCARI™ CONFERENCE

Planning Guide + Price List

QUICK LINKS

[PLANNING GUIDE](#)

[ASCARI CONFERENCE
PRICING](#)

[POWER AND DATA OPTIONS](#)

[GENERAL INFORMATION](#)

[FINISH INFORMATION](#)

[SURFACE MATERIALS](#)



TABLE OF CONTENTS

Click the shortcuts below to jump to each section.

General Information	ii-iii
Finish Information	iv-v
Surface Materials	vi-viii
Statement of Line	3
Specification Overview	4
Planning Guide	5-38
- Detail Overview	5-9
- Table Top Power	10-25
- Under Surface Power	26-28
- Wire Management	29-35
- Base Details	36-42
Ascari Round Tables	43-49
Ascari Rectangle Tables	50-67
Ascari Boat Tables	68-74
Power and Data Options	75-83






STATEMENT OF LINE

CONFERENCE TABLES

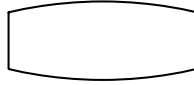
Pages 43-74



Round



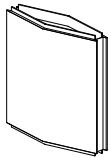
Rectangle



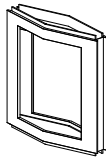
Boat

RECTANGLE AND BOAT BASES

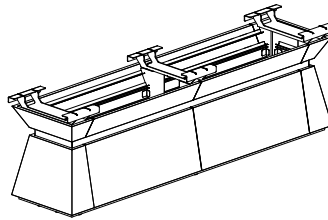
Pages 49-74



Closed Panel Base



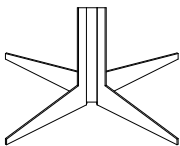
Open Panel Base



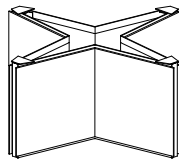
Island Base

ROUND BASES

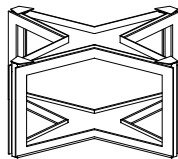
Pages 43-49



Column Base



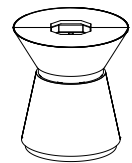
Closed Panel X Base



Open Panel X Base



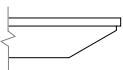
Conical Wrap Base



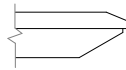
Conical Island Base

EDGE PROFILES

Pages 43-74



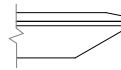
Square



Chamfer



Square with Metal Detail Option



Chamfer with Metal Detail Option



SPECIFICATION OVERVIEW

ASCARI CONFERENCE

1. Select the Top Surface Material

Choose between Veneer, Glass, Stone, Fenix with 1mm Edgeband, Fenix with Hardwood edge, Laminate with 2mm Edgeband, or Laminate with Hardwood edge.

2. Select the Top Shape and Edge Profile

Choose between Rectangle, Boat or Round top shapes. Then, based on the top shape and material choices, choose an edge profile. Not all edge profiles are available on each material and top shape. See matrix on page 8 for details.

3. Select the Top Size

Rectangle and Boat Tops are available in 96-240 inch lengths in 12 inch increments. Rectangle tables are available in 42, 48, 54, 60, and 72 inch widths. Boat tables are available in 32/40, 32/44, 36/48, 36/50, 36/54, 42/60, and 54/72 inch widths. Round tables are available in 42-96 inch diameters.

4. Select the Base Style and Panel Finish

Rectangle and Boat tables are available with the following base options: Closed Panel, Open Panel, and Island. Round tables are available with Open or Closed Panel X bases, Conical Wrap base, Conical Island Base, and Column bases.

5. Select the Subtop Finish

Subtops can be finished in veneer, or paint.

6. Select the Base Reveal Finish

The reveal on Panel bases can be finished in polished stainless, clear anodized, satin bronze plating, blackened nickel, chemetal, veneer, or powder coat. In open style bases, any visible metal will be finished in the reveal color selection. The reveal on Island bases is powder coat. Reveals on the Conical Wrap base are available in veneer, powder coat, or chemetal options. Reveals on the Conical Island base are available in powder coat or chemetal options only.

7. Select the Power Options

Tabletop power options available: wireless charging for veneer tables; Power Matrix in compact through extra-large sizes.

Wireless charging can be specified with any other power option on the same table.

Power Matrix is bezel free with a with a door that will match the top on veneer and glass tables. It is bezel free with a glass or metal door on stone tables. It will have a bezel and either a glass or metal door for Fenix or laminate tables.

Power Matrix is available in compact size only on Open Panel X and Closed Panel X bases. On Conical bases, Power Matrix is available in compact, small and medium sizes; please see page 14 for availability.

Below Table Power options available: Power Drawers, Low Profile Perimeter Power with a Lighted Option, or Power Rail.

The Power Drawers and Low Profile Perimeter Power units are integrated into the subtop. Only one below table power option can be specified on a table. However, both a subtop power and wireless power can be specified for veneer tables that include a subtop.

Modular power is included if a table is specified with Power Drawer, Low Profile Perimeter Power or wireless charging units. It is optional for Power Matrix.



DETAIL OVERVIEW

ASCARI CONFERENCE

Ascari Table offers eight surface materials, four edge profiles, eight base options, and a host of premium finish options for the subtop and base panel and metal reveal. In addition, Ascari offers a wide array of power connectivity options and is available in sizes from 42-240 inches in Rectangle, Boat, and Round shapes.

Each base has space for concealed and easily accessible wire management.

A third base is required for tables longer than 144 inches.



TOP MATERIALS

Ascari Conference is available in a variety of top materials and finishes. Choose between Veneer, Glass, Stone, Fenix with 1mm Edgeband, Fenix with Hardwood Edge, Laminate with 2mm Edgeband, or Laminate with Hardwood Edge.

See appendix pages vi-vii for further details on finishes.



TOP SHAPES

RECTANGLE TABLES

Rectangle shape tables come in 96-240 inch lengths in 12 inch increments and 42, 48, 54, 60, and 72 inch widths.



LENGTH	SEATING CAPACITY				
	42	48	54	60	72
96	8	8	-	-	-
108	10	10	10	-	-
120	10	10	10	-	-
132	-	10	10	-	-
144	-	12	12	12-14	-
156	-	14	14	14-16	-
168	-	-	14	14-16	-
180	-	-	16	16-18	-
192	-	-	16	16-18	16-18
204	-	-	16	16-18	16-18
216	-	-	18	18-20	18-20
228	-	-	18	18-20	18-20
240	-	-	18	18-20	18-20

BOAT TABLES

Boat shape tables come in 96-240 inch lengths in 12 inch increments and 32/40, 32/44, 36/48, 36/50, 36/54, 42/60, and 54/72 inch widths.



LENGTH	SEATING CAPACITY				
	36/48	36/50	36/54	42/60	54/72
96	8	-	-	-	-
108	10	-	-	-	-
120	-	10	-	-	-
132	-	-	10	-	-
144	-	-	12	-	-
156	-	-	12	-	-
168	-	-	-	14	-
180	-	-	-	14	-
192	-	-	-	-	16-18
204	-	-	-	-	16-18
216	-	-	-	-	18-20
228	-	-	-	-	18-20
240	-	-	-	-	18-20

ROUND TABLES

Round shape tables come in 42, 48, 54, 60, 72, 84, and 96-inch diameters.



LENGTH	SEATING CAPACITY						
	42	48	54	60	72	84	96
42	4	-	-	-	-	-	-
48	-	4	-	-	-	-	-
54	-	-	4	-	-	-	-
60	-	-	-	4s	-	-	-
72	-	-	-	-	8	-	-
84	-	-	-	-	-	8	-
96	-	-	-	-	-	-	8-10



MATERIAL OPTIONS



* Not available on Island bases and Conical Island bases
 † Available on Open Panel and Open Panel X, Closed Panel and Closed Panel X bases

EDGE PROFILES



- Square**
- Veneer
 - Laminate
 - Fenix
 - Glass
 - Stone

- Available on:**
- Round
 - Rectangle
 - Boat




- Square with Metal Detail**
- Veneer
 - Laminate
 - Fenix
 - Glass
 - Stone

- Available on:**
- Round
 - Rectangle
 - Boat



- Chamfer**
- Veneer
 - Stone

- Available on:**
- Rectangle



- Chamfer with Metal Detail**
- Veneer
 - Stone

- Available on:**
- Rectangle



EDGE PROFILES

Choose between four beautiful edge profiles:

- Square
- Chamfer
- Square with Metal Detail Option
- Chamfer with Metal Detail Option

Not all edge profiles are available with each top material and shape. See the matrix below.

All edge profiles come with a wood subtop, which can be finished in veneer or paint. More details on finishes can be found on appendix pages vi-vii.

The metal detail option on the subtop can be finished in powder coat, polished stainless or clear anodized. It is flush with the top of the table.

Square Edge




Square Edge with Metal Detail Option



Chamfer Edge

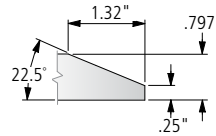


Chamfer Edge with Metal Detail Option

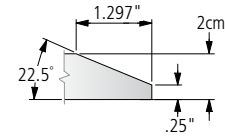


TOP MATERIAL	MATERIAL THICKNESS	SUBTOP THICKNESS
Glass	0.375"	1.875"
Stone	2cm	1.875"
Veneer	.75"	1.875"
Fenix	.75"	1.875"
Laminate	.75"	1.875"

Veneer Chamfer Dimensions



Stone Chamfer Dimensions



Please Note: All tables have a 27" clearance for ADA compliance.

EDGE PROFILE AVAILABILITY BY SURFACE MATERIAL

	SQUARE	CHAMFER	SQUARE WITH METAL DETAIL	CHAMFER WITH METAL DETAIL
VENEER	X	X	X	X
LAMINATE	X		X	
FENIX	X		X	
GLASS	X		X	
STONE	X	X	X	X

EDGE PROFILE AVAILABILITY BY TOP SHAPE

	SQUARE	CHAMFER	SQUARE WITH METAL DETAIL	CHAMFER WITH METAL DETAIL
ROUND	X		X	
RECTANGLE	X	X	X	X
BOAT	X		X	



BASE STYLES

Ascari Conference has eight base styles:

- Closed Panel
- Open Panel
- Closed Panel X
- Open Panel X
- Island Base
- Conical Wrap Base
- Conical Island Base
- Column Base

Rectangle and boat shape tables are available with Closed Panel, Open Panel and Island bases. Round tables can have an Open or Closed Panel X base, Conical Wrap base, Conical Island base, or a Column base.

Each base style has built in, concealed and easily accessible wire management.

Each of the panel bases has wood panels and a 2" metal reveal. The wood panels are available in veneer or paint. The reveal can be finished in polished stainless, satin bronze plating, clear anodized, chemetal, veneer, or powder coat. If the interior of the base is visible (as in the open panel bases) then the interior defaults to the reveal finish. However, if the base reveal is polished steel, the interior defaults to Foil powder coat.

Island bases are available in veneer or paint. The 2" base reveal is available in powder coat finish.

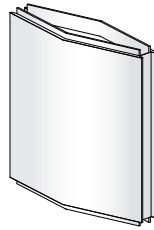
Conical bases on round tables are available in veneer or paint and have 2" base reveals. Base reveals on conical wrap bases are available in powder coat, veneer and chemetal. Reveals on the conical island base are available in powder coat or chemetal. The conical wrap base has two base reveals. The plinth in the conical bases comes standard in a black finish.

The column base is available in polished chrome or powder coat. The column base is available for 42 and 48 inch round tables exclusively.

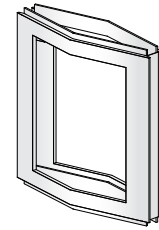
A third base is required for tables longer than 144 inches.

RECTANGLE AND BOAT TABLE BASES

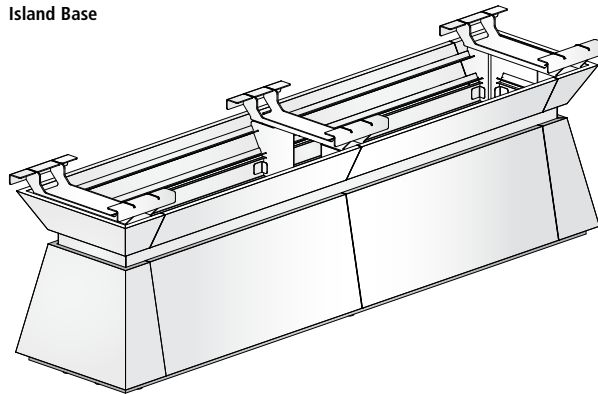
Closed Panel



Open Panel

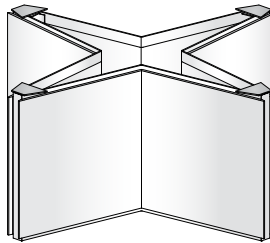


Island Base

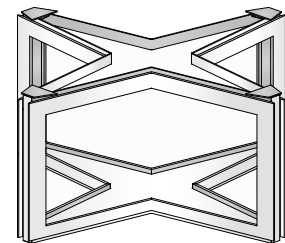


ROUND TABLE BASES

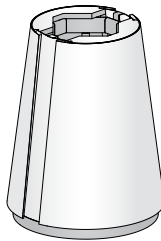
Closed Panel X



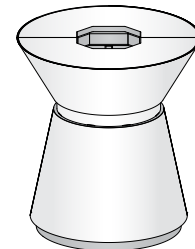
Open Panel X



Conical Wrap Base



Conical Island Base



Column Base

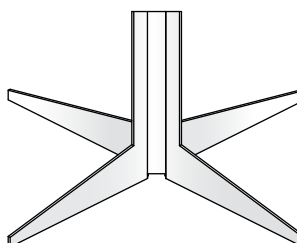




TABLE TOP POWER OPTION: POWER MATRIX

Power Matrix is filled with a broad array of high performance features and refined aesthetic elements.

POWER

Power Matrix features simplex receptacles for power connectivity, the quantity of which is pre-determined based on the size of the unit. An optional USB-A+C charger can also be specified in place of one of the simplex receptacles when desired. Corded or hardwired infeed options add flexibility.

DATA/AV FACEPLATES

Power Matrix accommodates Modular AV Inserts/Plates for unparalleled flexibility in data and AV connectivity.

DESIGN

Veneer top tables are available with a veneer, glass or metal Power Matrix door. Glass, Stone, Laminate and Fenix top tables are available with either a glass or metal Power Matrix door.

Laminate and Fenix tables will have Power Matrix units that include a bezel. Veneer, Glass and Stone top tables will have Power Matrix units without a bezel. Metal Power Matrix doors can be finished in powder coat, polished chrome or clear anodized. The bezel can be finished in powder coat or polished chrome.

Power Matrix units feature a clear anodized aluminum body design. The metal and wood door on the Power Matrix features the signature “file folder” design classic to the Ascari Collection. Glass doors are square without the “file folder” design.


PERFORMANCE

Friction hinges ensure smooth travel through the door’s range of motion and can hold the door in any position. Hidden door stops maintain the minimalist aesthetic. Cable storage is both concealed and ample.

Power Matrix Medium shown in Veneer on Veneer Top Table



Veneer Top Table with Veneer Door Power Matrix



Glass Top Table with Glass Door Power Matrix



Stone Top Table with Metal Door Power Matrix





TABLE TOP POWER OPTION: POWER MATRIX

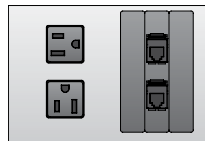
STANDARD CONFIGURATIONS

Power Matrix is offered in four standard sizes, each with a pre-determined quantity of simplex outlets and AV faceplates. With each size, an optional 2 amp USB-A+C charger (1 amp per port) replaces one of the simplex outlets.

Small and Compact

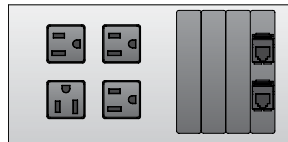
- Single door design
- 5.375" x 6" cutout
- Two simplex outlets
- Three AV faceplates. Standard configuration includes two blank faceplates and one faceplate with two RJ-45 (data) connectors.
- (1) 12' plug-in infeed cord

Standard



Medium

- Single door design
- 5.375" x 8.25" cutout
- Four simplex outlets
- Four AV faceplates. Standard configuration includes three blank faceplates and one faceplate with two RJ-45 (data) connectors.
- (1) 12' plug-in infeed cord



Large

- Double door design
- 10.75" x 15.25" cutout
- Six simplex outlets (three per side)
- Six AV faceplates (three per side). Standard configuration includes two blank faceplates and one faceplate with two RJ-45 (data) connectors per side.
- (2) 12' plug-in infeed cords



Extra Large

- Double door design
- 10.75" x 30.25" cutout
- Eight simplex outlets (four per side)
- Twelve AV faceplates (six per side). Standard configuration includes four blank faceplates and two faceplates with two RJ-45 (data) connectors per side.
- (2) 12' plug-in infeed cords



Field-Wired

Some local electrical codes may require field-wiring during installation. In such instances, a Field-Wired option may be specified. In this configuration, each Power Matrix unit will be supplied with a 6' flexible metal conduit with hot, ground and neutral wires.

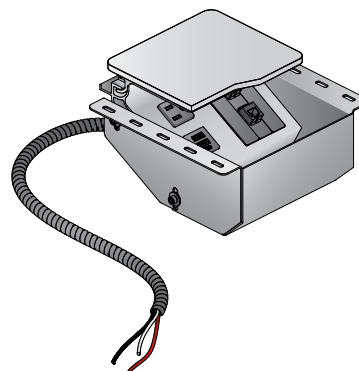


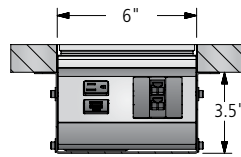
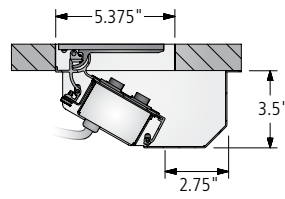


TABLE TOP POWER OPTION: POWER MATRIX

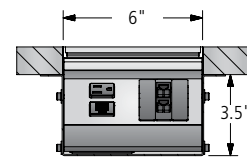
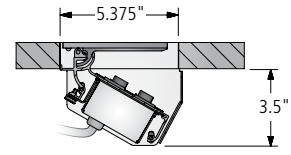
DIMENSIONS

Each Power Matrix unit includes a low-profile pan beneath the work surface to conceal the unit and provide ample storage capacity for excess cables. The size of the cut-out in the table top varies with each size of Power Matrix unit.

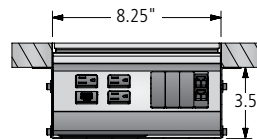
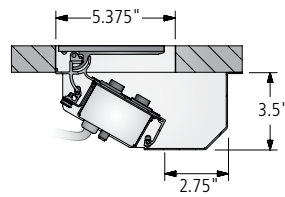
Small



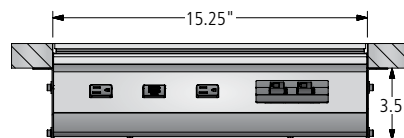
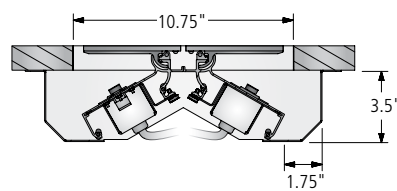
Compact



Medium



Large



Extra Large


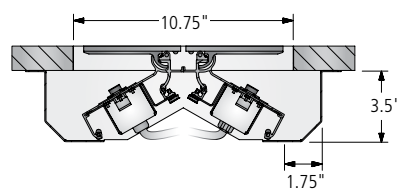




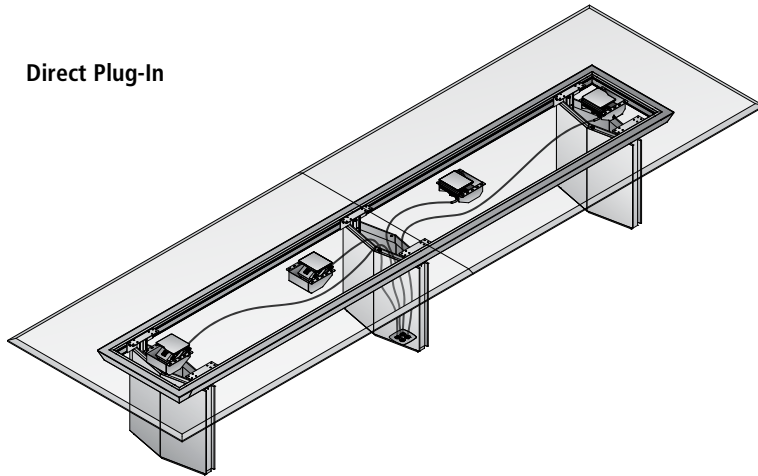
TABLE TOP POWER OPTION: POWER MATRIX

POWER PLANNING

Power Matrix is available with two options for connection with building power:

DIRECT PLUG-IN

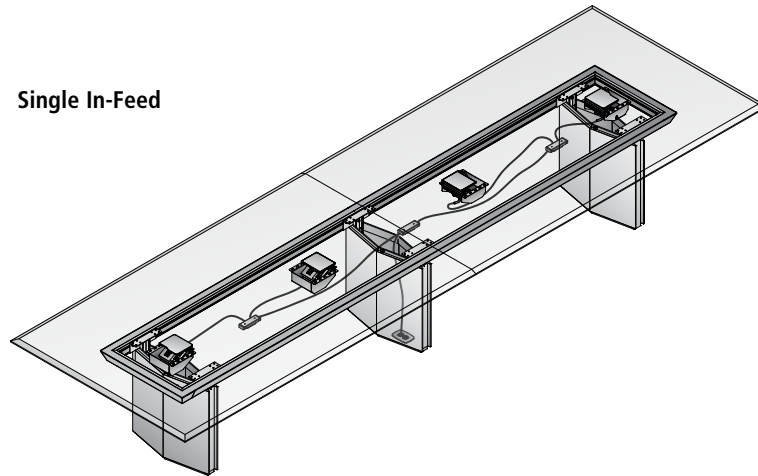
The 15-amp power cord from each Power Matrix unit is plugged into a floor monument. The floor monument must have at least one power outlet per small or medium Power Matrix unit in the table and two power outlets per large or extra large Power Matrix (e.g., a table with four small or medium Power Matrix units would need four power outlets in the floor monument).



Single In-Feed

SINGLE INFEEED

Each Power Matrix unit is plugged into a two-circuit modular electrical system in the table from which a single connection is made to a floor monument. This connection can be either hardwired (to utilize both of the circuits in the modular electrical system) or corded (which requires a 20-amp power outlet in the floor monument and reduces the modular electrical system in the table to a single circuit).



Two-Circuit Modular Electrical System

- 4-wire, 20-amp, 2-circuit modular electrical system
- Only present on tables specified with the Single In-Feed option
- Hardwire or corded (20-amp) in-feed options. A licensed electrician is required to complete hardwire connections to building's power source.
- Neutral (white) wires are 10 gauge, hot and ground wires are 12 gauge
- All electrical components satisfy National Electrical Code (NEC) requirements and are UL listed

Electrical Diagram — Hardwire Power Infeed Only

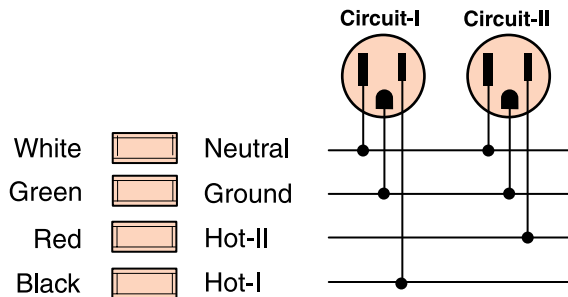




TABLE TOP POWER OPTION: POWER MATRIX

LOCATION CODES

Power Matrix is offered in a variety of locations and quantities per table size, offering a broad range of performance and pricing options.

POWER MATRIX SMALL	POWER MATRIX MEDIUM	POWER MATRIX LARGE	POWER MATRIX EXTRA LARGE	LOCATION	QUANTITY OF UNITS TO ORDER
PS-1	PM-1	PL-1	PX-1	One at center	1
PS-2	PM-2	PL-2	PX-2	One at each end	2
PS-3	PM-3	PL-3	PX-3	One at center and one at each end	3
PS-4	PM-4			Four equally spaced (tables 132" and longer)	4

DOOR MATERIAL AVAILABILITY BY SURFACE MATERIAL

	MOUNT STYLE	WOOD DOOR (W)	GLASS DOOR (G)	METAL DOOR (M)
VENEER	Bezel-free	X	X	X
LAMINATE	Bezel		X	X
FENIX	Bezel		X	X
GLASS	Bezel-free		X	X
STONE	Bezel-free		X	X

ROUND TABLES: TOP SECTIONS, DOOR MATERIAL AND POWER MATRIX AVAILABILITY BY TABLE SIZE

W = Wood Door G = Glass Door M = Metal Door

Round Tables with Open and Closed Panel X Bases

Length	Power Matrix Compact				Power Matrix Small				Power Matrix Medium			
	PS-1	PS-2	PS-3	PS-4	PS-1	PS-2	PS-3	PS-4	PM-1	PM-2	PM-3	PM-4
42	1 W/G/M	-	-	-	-	-	-	-	-	-	-	-
48	1 W/G/M	-	-	-	-	-	-	-	-	-	-	-
54	1 W/G/M	-	-	-	-	-	-	-	-	-	-	-
60	1 W/G/M	-	-	-	-	-	-	-	-	-	-	-
72	-	2 W/G/M	-	-	-	-	-	-	-	-	-	-
84	-	2 W/G/M	-	-	-	-	-	-	-	-	-	-
96	-	2 W/G/M	-	-	-	-	-	-	-	-	-	-

Round Tables with Conical Bases

Length	Power Matrix Compact				Power Matrix Small				Power Matrix Medium			
	PS-1	PS-2	PS-3	PS-4	PS-1	PS-2	PS-3	PS-4	PM-1	PM-2	PM-3	PM-4
42	1 W/G/M	-	-	-	-	-	-	-	-	-	-	-
48	1 W/G/M	-	-	-	-	-	-	-	-	-	-	-
54	1 W/G/M	-	-	-	-	-	-	-	-	-	-	-
60	1 W/G/M	-	-	-	1 W/G/M	-	-	-	1 W/G/M	-	-	-
72	-	2 W/G/M	-	-	-	-	-	-	-	-	-	-
84	-	2 W/G/M	-	-	-	2 W/G/M	-	-	-	2 W/G/M	-	-
96	-	2 W/G/M	-	-	-	2 W/G/M	-	-	-	2 W/G/M	-	-

Note: Power Matrix is not available on Round Tables with a Column Base.



TABLE TOP POWER OPTION: POWER MATRIX

VENEER TOP RECTANGLE AND BOAT TABLES: TOP SECTIONS, DOOR MATERIAL AND POWER MATRIX AVAILABILITY BY TABLE SIZE

W = Wood Door G = Glass Door M = Metal Door

Length	Power Matrix Small				Power Matrix Medium				Power Matrix Large			Power Matrix Extra Large		
	PS-1	PS-2	PS-3	PS-4	PM-1	PM-2	PM-3	PM-4	PL-1	PL-2	PL-3	PX-1	PX-2	PX-3
96 x 42	1	1	1	-	1	1	1	-	1	-	-	1	-	-
96 x 48	1	1	1	-	1	1	1	-	1	-	-	1	-	-
108 x 42	1	1	1	-	1	1	1	-	1	-	-	1	-	-
108 x 48	1	1	1	-	1	1	1	-	1	-	-	1	-	-
108 x 54	1	1	1	-	1	1	1	-	1	-	-	1	-	-
120 x 42†	1	1	1	-	1	1	1	-	1	-	-	1	-	-
120 x 48†	1	1	1	-	1	1	1	-	1	-	-	1	-	-
120 x 54†	1	1	1	-	1	1	1	-	1	-	-	1	-	-
132 x 48	-	2	-	2	-	2	-	2	2	-	-	2	-	-
132 x 54	-	2	-	2	-	2	-	2	2	-	-	2	-	-
144 x 48	-	2	-	2	-	2	-	2	2	2	-	2	2	-
144 x 54	-	2	-	2	-	2	-	2	2	2	-	2	2	-
144 x 60	-	2	-	2	-	2	-	2	2	2	-	2	2	-
156 x 48	-	2	-	2	-	2	-	2	2	2	-	2	2	-
156 x 54	-	2	-	2	-	2	-	2	2	2	-	2	2	-
156 x 60	-	2	-	2	-	2	-	2	2	2	-	2	2	-
168 x 54	-	2	-	2	-	2	-	2	2	2	-	2	2	-
168 x 60	-	2	-	2	-	2	-	2	2	2	-	2	2	-
180 x 54	-	2	-	2	-	2	-	2	2	2	-	2	2	-
180 x 60	-	2	-	2	-	2	-	2	2	2	-	2	2	-
192 x 54	-	2	-	2	-	2	-	2	2	2	-	2	2	-
192 x 60	-	2	-	2	-	2	-	2	2	2	-	2	2	-
192 x 72	-	4	-	4	-	4	-	4	4	4	-	4	4	-
204 x 54	-	2	-	2	-	2	-	2	2	2	-	2	2	-
204 x 60	-	2	-	2	-	2	-	2	2	2	-	2	2	-
204 x 72	-	4	-	4	-	4	-	4	4	4	-	4	4	-
216 x 54	-	2	-	2	-	2	-	2	2	2	2	2	2	2
216 x 60	-	2	-	2	-	2	-	2	2	2	2	2	2	2
216 x 72	-	4	-	4	-	4	-	4	4	4	4	4	4	4
228 x 54	-	2	-	2	-	2	-	2	2	2	2	2	2	2
228 x 60	-	2	-	2	-	2	-	2	2	2	2	2	2	2
228 x 72	-	4	-	4	-	4	-	4	4	4	4	4	4	4
240 x 54	-	2	-	2	-	2	-	2	2	2	2	2	2	2
240 x 60	-	2	-	2	-	2	-	2	2	2	2	2	2	2
240 x 72	-	4	-	4	-	4	-	4	4	4	4	4	4	4

† See page 16 for Power Matrix availability and top sections on 120" L Veneer Top Tables with Chamfer Edge

* PL-1 and PX-1 not available on tables with an Island Base



TABLE TOP POWER OPTION: POWER MATRIX

120" VENEER TOP RECTANGLE TABLES WITH CHAMFER EDGE: TOP SECTIONS, DOOR MATERIAL AND POWER MATRIX AVAILABILITY BY TABLE SIZE

W = Wood Door G = Glass Door M = Metal Door

Length	Power Matrix Small				Power Matrix Medium				Power Matrix Large			Power Matrix Extra Large		
	PS-1	PS-2	PS-3	PS-4	PM-1	PM-2	PM-3	PM-4	PL-1	PL-2	PL-3	PX-1	PX-2	PX-3
120 x 42	-	2 W/G/M	-	-	-	2 W/G/M	-	-	1 W/G/M	-	-	1 W/G/M	-	-
120 x 48	-	2 W/G/M	-	-	-	2 W/G/M	-	-	1 W/G/M	-	-	1 W/G/M	-	-
120 x 54	-	2 W/G/M	-	-	-	2 W/G/M	-	-	1 W/G/M	-	-	1 W/G/M	-	-



TABLE TOP POWER OPTION: POWER MATRIX

LAMINATE AND FENIX TOP RECTANGLE AND BOAT TABLES: TOP SECTIONS, DOOR MATERIAL AND POWER MATRIX AVAILABILITY BY TABLE SIZE

W = Wood Door G = Glass Door M = Metal Door

Length	Power Matrix Small				Power Matrix Medium				Power Matrix Large			Power Matrix Extra Large		
	PS-1	PS-2	PS-3	PS-4	PM-1	PM-2	PM-3	PM-4	PL-1	PL-2	PL-3	PX-1	PX-2	PX-3
96 x 42	1 G/M	1 G/M	1 G/M	-	1 G/M	1 G/M	1 G/M	-	1 G/M	-	-	1 G/M	-	-
96 x 48	1 G/M	1 G/M	1 G/M	-	1 G/M	1 G/M	1 G/M	-	1 G/M	-	-	1 G/M	-	-
108 x 42	1 G/M	1 G/M	1 G/M	-	1 G/M	1 G/M	1 G/M	-	1 G/M	-	-	1 G/M	-	-
108 x 48	1 G/M	1 G/M	1 G/M	-	1 G/M	1 G/M	1 G/M	-	1 G/M	-	-	1 G/M	-	-
108 x 54	1 G/M	1 G/M	1 G/M	-	1 G/M	1 G/M	1 G/M	-	1 G/M	-	-	1 G/M	-	-
120 x 42	1 G/M	1 G/M	1 G/M	-	1 G/M	1 G/M	1 G/M	-	1 G/M	-	-	1 G/M	-	-
120 x 48	1 G/M	1 G/M	1 G/M	-	1 G/M	1 G/M	1 G/M	-	1 G/M	-	-	1 G/M	-	-
120 x 54	1 G/M	1 G/M	1 G/M	-	1 G/M	1 G/M	1 G/M	-	1 G/M	-	-	1 G/M	-	-
132 x 48	-	2 G/M	-	2 G/M	-	2 G/M	-	2 G/M	2 G/M	-	-	2 G/M	-	-
132 x 54	-	2 G/M	-	2 G/M	-	2 G/M	-	2 G/M	2 G/M	-	-	2 G/M	-	-
144 x 48	-	2 G/M	-	2 G/M	-	2 G/M	-	2 G/M	2 G/M	2 G/M	-	2 G/M	2 G/M	-
144 x 54	-	2 G/M	-	2 G/M	-	2 G/M	-	2 G/M	2 G/M	2 G/M	-	2 G/M	2 G/M	-
144 x 60	-	2 G/M	-	2 G/M	-	2 G/M	-	2 G/M	2 G/M	2 G/M	-	2 G/M	2 G/M	-
156 x 48	-	2 G/M	-	2 G/M	-	2 G/M	-	2 G/M	2 G/M*	2 G/M	-	2 G/M*	2 G/M	-
156 x 54	-	2 G/M	-	2 G/M	-	2 G/M	-	2 G/M	2 G/M*	2 G/M	-	2 G/M*	2 G/M	-
156 x 60	-	2 G/M	-	2 G/M	-	2 G/M	-	2 G/M	2 G/M*	2 G/M	-	2 G/M*	2 G/M	-
168 x 54	-	2 G/M	-	2 G/M	-	2 G/M	-	2 G/M	2 G/M*	2 G/M	-	2 G/M*	2 G/M	-
168 x 60	-	2 G/M	-	2 G/M	-	2 G/M	-	2 G/M	2 G/M*	2 G/M	-	2 G/M*	2 G/M	-
180 x 54	-	2 G/M	-	2 G/M	-	2 G/M	-	2 G/M	2 G/M	2 G/M	-	2 G/M	2 G/M	-
180 x 60	-	2 G/M	-	2 G/M	-	2 G/M	-	2 G/M	2 G/M	2 G/M	-	2 G/M	2 G/M	-
192 x 54	-	2 G/M	-	2 G/M	-	2 G/M	-	2 G/M	2 G/M	2 G/M	-	2 G/M	2 G/M	-
192 x 60	-	2 G/M	-	2 G/M	-	2 G/M	-	2 G/M	2 G/M	2 G/M	-	2 G/M	2 G/M	-
192 x 72	-	4 G/M	-	4 G/M	-	4 G/M	-	4 G/M	4 G/M	4 G/M	-	4 G/M	4 G/M	-
204 x 54	-	2 G/M	-	2 G/M	-	2 G/M	-	2 G/M	2 G/M	2 G/M	-	2 G/M	2 G/M	-
204 x 60	-	2 G/M	-	2 G/M	-	2 G/M	-	2 G/M	2 G/M	2 G/M	-	2 G/M	2 G/M	-
204 x 72	-	4 G/M	-	4 G/M	-	4 G/M	-	4 G/M	4 G/M	4 G/M	-	4 G/M	4 G/M	-
216 x 54	-	2 G/M	-	2 G/M	-	2 G/M	-	2 G/M	2 G/M	2 G/M	2 G/M	2 G/M	2 G/M	2 G/M
216 x 60	-	2 G/M	-	2 G/M	-	2 G/M	-	2 G/M	2 G/M	2 G/M	2 G/M	2 G/M	2 G/M	2 G/M
216 x 72	-	4 G/M	-	4 G/M	-	4 G/M	-	4 G/M	4 G/M	4 G/M	4 G/M	4 G/M	4 G/M	4 G/M
228 x 54	-	2 G/M	-	2 G/M	-	2 G/M	-	2 G/M	2 G/M	2 G/M	2 G/M	2 G/M	2 G/M	2 G/M
228 x 60	-	2 G/M	-	2 G/M	-	2 G/M	-	2 G/M	2 G/M	2 G/M	2 G/M	2 G/M	2 G/M	2 G/M
228 x 72	-	4 G/M	-	4 G/M	-	4 G/M	-	4 G/M	4 G/M	4 G/M	4 G/M	4 G/M	4 G/M	4 G/M
240 x 54	-	2 G/M	-	2 G/M	-	2 G/M	-	2 G/M	2 G/M	2 G/M	2 G/M	2 G/M	2 G/M	2 G/M
240 x 60	-	2 G/M	-	2 G/M	-	2 G/M	-	2 G/M	2 G/M	2 G/M	2 G/M	2 G/M	2 G/M	2 G/M
240 x 72	-	4 G/M	-	4 G/M	-	4 G/M	-	4 G/M	4 G/M	4 G/M	4 G/M	4 G/M	4 G/M	4 G/M

*PL-1 and PX-1 not available on tables with an Island Base



TABLE TOP POWER OPTION: POWER MATRIX

GLASS TOP RECTANGLE AND BOAT TABLES: TOP SECTIONS, DOOR MATERIAL AND POWER MATRIX AVAILABILITY BY TABLE SIZE

G = Glass Door M = Metal Door

Length	Power Matrix Small				Power Matrix Medium				Power Matrix Large			Power Matrix Extra Large		
	PS-1	PS-2	PS-3	PS-4	PM-1	PM-2	PM-3	PM-4	PL-1	PL-2	PL-3	PX-1	PX-2	PX-3
96 x 42	1 G/M	1 G/M	1 G/M	-	1 G/M	1 G/M	1 G/M	-	1 G/M	-	-	1 G/M	-	-
96 x 48	1 G/M	1 G/M	1 G/M	-	1 G/M	1 G/M	1 G/M	-	1 G/M	-	-	1 G/M	-	-
108 x 42	1 G/M	1 G/M	1 G/M	-	1 G/M	1 G/M	1 G/M	-	1 G/M	-	-	1 G/M	-	-
108 x 48	3 G/M	2 G/M	3 G/M	-	3 G/M	2 G/M	3 G/M	-	3 G/M	-	-	3 G/M	-	-
108 x 54	3 G/M	2 G/M	3 G/M	-	3 G/M	2 G/M	3 G/M	-	3 G/M	-	-	3 G/M	-	-
120 x 42	1 G/M	1 G/M	1 G/M	-	1 G/M	1 G/M	1 G/M	-	1 G/M	-	-	1 G/M	-	-
120 x 48	3 G/M	2 G/M	3 G/M	-	3 G/M	2 G/M	3 G/M	-	3 G/M	-	-	3 G/M	-	-
120 x 54	1 G/M	1 G/M	1 G/M	-	1 G/M	1 G/M	1 G/M	-	3 G/M	-	-	3 G/M	-	-
132 x 48	-	2 G/M	-	2 G/M	-	2 G/M	-	2 G/M	3 G/M	-	-	3 G/M	-	-
132 x 54	-	2 G/M	-	2 G/M	-	2 G/M	-	2 G/M	3 G/M	-	-	3 G/M	-	-
144 x 48	-	2 G/M	-	2 G/M	-	2 G/M	-	2 G/M	3 G/M	2 G/M	-	3 G/M	2 G/M	-
144 x 54	-	2 G/M	-	2 G/M	-	2 G/M	-	2 G/M	3 G/M	2 G/M	-	3 G/M	2 G/M	-
144 x 60	-	2 G/M	-	2 G/M	-	2 G/M	-	2 G/M	3 G/M	2 G/M	-	3 G/M	2 G/M	-
156 x 48	-	2 G/M	-	2 G/M	-	2 G/M	-	2 G/M	3 G/M*	2 G/M	-	3 G/M*	2 G/M	-
156 x 54	-	2 G/M	-	2 G/M	-	2 G/M	-	2 G/M	3 G/M*	2 G/M	-	3 G/M*	2 G/M	-
156 x 60	-	2 G/M	-	2 G/M	-	2 G/M	-	2 G/M	3 G/M*	2 G/M	-	3 G/M*	2 G/M	-
168 x 54	-	2 G/M	-	2 G/M	-	2 G/M	-	2 G/M	3 G/M*	2 G/M	-	3 G/M*	2 G/M	-
168 x 60	-	2 G/M	-	2 G/M	-	2 G/M	-	2 G/M	3 G/M*	2 G/M	-	3 G/M*	2 G/M	-
180 x 54	-	2 G/M	-	2 G/M	-	2 G/M	-	2 G/M	3 G/M	2 G/M	-	3 G/M	2 G/M	-
180 x 60	-	3 G/M	-	3 G/M	-	3 G/M	-	3 G/M	3 G/M	3 G/M	-	3 G/M	3 G/M	-
192 x 54	-	3 G/M	-	3 G/M	-	3 G/M	-	3 G/M	3 G/M	3 G/M	-	3 G/M	3 G/M	-
192 x 60	-	3 G/M	-	3 G/M	-	3 G/M	-	3 G/M	3 G/M	3 G/M	-	3 G/M	3 G/M	-
192 x 72	-	4 G/M	-	4 G/M	-	4 G/M	-	4 G/M	5 G/M	4 G/M	-	-	-	-
204 x 54	-	3 G/M	-	3 G/M	-	3 G/M	-	3 G/M	3 G/M	3 G/M	-	3 G/M	3 G/M	-
204 x 60	-	3 G/M	-	3 G/M	-	3 G/M	-	3 G/M	3 G/M	3 G/M	-	3 G/M	3 G/M	-
204 x 72	-	4 G/M	-	4 G/M	-	4 G/M	-	4 G/M	5 G/M	5 G/M	-	-	-	-
216 x 54	-	3 G/M	-	3 G/M	-	3 G/M	-	3 G/M	3 G/M	3 G/M	3 G/M	3 G/M	3 G/M	3 G/M
216 x 60	-	3 G/M	-	3 G/M	-	3 G/M	-	3 G/M	3 G/M	3 G/M	3 G/M	3 G/M	3 G/M	3 G/M
216 x 72	-	4 G/M	-	4 G/M	-	4 G/M	-	4 G/M	5 G/M	5 G/M	5 G/M	-	-	-
228 x 54	-	3 G/M	-	3 G/M	-	3 G/M	-	3 G/M	3 G/M	3 G/M	3 G/M	3 G/M	3 G/M	3 G/M
228 x 60	-	3 G/M	-	3 G/M	-	3 G/M	-	3 G/M	3 G/M	3 G/M	3 G/M	3 G/M	3 G/M	3 G/M
228 x 72	-	4 G/M	-	4 G/M	-	4 G/M	-	4 G/M	5 G/M	5 G/M	5 G/M	-	-	-
240 x 54	-	3 G/M	-	3 G/M	-	3 G/M	-	3 G/M	3 G/M	3 G/M	3 G/M	3 G/M	3 G/M	3 G/M
240 x 60	-	3 G/M	-	3 G/M	-	3 G/M	-	3 G/M	3 G/M	3 G/M	3 G/M	3 G/M	3 G/M	3 G/M
240 x 72	-	4 G/M	-	4 G/M	-	4 G/M	-	4 G/M	5 G/M	5 G/M	5 G/M	-	-	-

*PL-1 and PX-1 not available on tables with an Island Base



TABLE TOP POWER OPTION: POWER MATRIX

STONE TOP RECTANGLE AND BOAT TABLES: TOP SECTIONS, DOOR MATERIAL AND POWER MATRIX AVAILABILITY BY TABLE SIZE

G = Glass Door M = Metal Door

Length	Power Matrix Small				Power Matrix Medium				Power Matrix Large			Power Matrix Extra Large		
	PS-1	PS-2	PS-3	PS-4	PM-1	PM-2	PM-3	PM-4	PL-1	PL-2	PL-3	PX-1	PX-2	PX-3
96 x 42	1 G/M	1 G/M	1 G/M	-	1 G/M	1 G/M	1 G/M	-	1 G/M	-	-	1 G/M	-	-
96 x 48	3 G/M	2 G/M	3 G/M	-	3 G/M	2 G/M	3 G/M	-	3 G/M	-	-	3 G/M	-	-
108 x 42	1 G/M	1 G/M	1 G/M	-	1 G/M	1 G/M	1 G/M	-	1 G/M	-	-	1 G/M	-	-
108 x 48	3 G/M	2 G/M	3 G/M	-	3 G/M	2 G/M	3 G/M	-	3 G/M	-	-	3 G/M	-	-
108 x 54	3 G/M	2 G/M	3 G/M	-	3 G/M	2 G/M	3 G/M	-	3 G/M	-	-	3 G/M	-	-
120 x 42	3 G/M	2 G/M	3 G/M	-	3 G/M	2 G/M	3 G/M	-	3 G/M	-	-	3 G/M	-	-
120 x 48	3 G/M	2 G/M	3 G/M	-	3 G/M	2 G/M	3 G/M	-	3 G/M	-	-	3 G/M	-	-
120 x 54	3 G/M	2 G/M	3 G/M	-	3 G/M	2 G/M	3 G/M	-	3 G/M	-	-	3 G/M	-	-
132 x 48	-	2 G/M	-	2 G/M	-	2 G/M	-	2 G/M	3 G/M	-	-	3 G/M	-	-
132 x 54	-	2 G/M	-	2 G/M	-	2 G/M	-	2 G/M	3 G/M	-	-	3 G/M	-	-
144 x 48	-	2 G/M	-	2 G/M	-	2 G/M	-	2 G/M	3 G/M	2 G/M	-	3 G/M	2 G/M	-
144 x 54	-	2 G/M	-	2 G/M	-	2 G/M	-	2 G/M	3 G/M	2 G/M	-	3 G/M	2 G/M	-
144 x 60	-	2 G/M	-	2 G/M	-	2 G/M	-	2 G/M	3 G/M	2 G/M	-	3 G/M	2 G/M	-
156 x 48	-	2 G/M	-	2 G/M	-	2 G/M	-	2 G/M	3 G/M*	2 G/M	-	3 G/M*	2 G/M	-
156 x 54	-	2 G/M	-	2 G/M	-	2 G/M	-	2 G/M	3 G/M*	2 G/M	-	3 G/M*	2 G/M	-
156 x 60	-	3 G/M	-	3 G/M	-	3 G/M	-	3 G/M	3 G/M*	3 G/M	-	3 G/M*	3 G/M	-
168 x 54	-	2 G/M	-	2 G/M	-	2 G/M	-	2 G/M	3 G/M*	2 G/M	-	3 G/M*	2 G/M	-
168 x 60	-	3 G/M	-	3 G/M	-	3 G/M	-	3 G/M	3 G/M*	3 G/M	-	3 G/M*	3 G/M	-
180 x 54	-	3 G/M	-	3 G/M	-	3 G/M	-	3 G/M	3 G/M	3 G/M	-	3 G/M	3 G/M	-
180 x 60	-	3 G/M	-	3 G/M	-	3 G/M	-	3 G/M	3 G/M	3 G/M	-	3 G/M	3 G/M	-
192 x 54	-	3 G/M	-	3 G/M	-	3 G/M	-	3 G/M	3 G/M	3 G/M	-	3 G/M	3 G/M	-
192 x 60	-	3 G/M	-	3 G/M	-	3 G/M	-	3 G/M	3 G/M	3 G/M	-	3 G/M	3 G/M	-
192 x 72	-	4 G/M	-	4 G/M	-	4 G/M	-	4 G/M	5 G/M	4 G/M	-	5 G/M	5 G/M	-
204 x 54	-	3 G/M	-	3 G/M	-	3 G/M	-	3 G/M	3 G/M	3 G/M	-	3 G/M	4 G/M	-
204 x 60	-	3 G/M	-	3 G/M	-	3 G/M	-	3 G/M	3 G/M	3 G/M	-	3 G/M	4 G/M	-
204 x 72	-	4 G/M	-	4 G/M	-	4 G/M	-	4 G/M	5 G/M	5 G/M	-	5 G/M	5 G/M	-
216 x 54	-	3 G/M	-	3 G/M	-	3 G/M	-	3 G/M	3 G/M	3 G/M	3 G/M	3 G/M	4 G/M	5 G/M
216 x 60	-	3 G/M	-	3 G/M	-	3 G/M	-	3 G/M	3 G/M	3 G/M	3 G/M	3 G/M	4 G/M	5 G/M
216 x 72	-	4 G/M	-	4 G/M	-	4 G/M	-	4 G/M	5 G/M	5 G/M	5 G/M	5 G/M	5 G/M	5 G/M
228 x 54	-	3 G/M	-	3 G/M	-	3 G/M	-	3 G/M	3 G/M	3 G/M	3 G/M	3 G/M	3 G/M	3 G/M
228 x 60	-	4 G/M	-	4 G/M	-	4 G/M	-	4 G/M	5 G/M	4 G/M	5 G/M	5 G/M	4 G/M	5 G/M
228 x 72	-	4 G/M	-	4 G/M	-	4 G/M	-	4 G/M	5 G/M	5 G/M	5 G/M	5 G/M	5 G/M	5 G/M
240 x 54	-	3 G/M	-	3 G/M	-	3 G/M	-	3 G/M	3 G/M	3 G/M	3 G/M	3 G/M	3 G/M	3 G/M
240 x 60	-	4 G/M	-	4 G/M	-	4 G/M	-	4 G/M	5 G/M	5 G/M	5 G/M	5 G/M	5 G/M	5 G/M
240 x 72	-	4 G/M	-	4 G/M	-	4 G/M	-	4 G/M	5 G/M	5 G/M	5 G/M	5 G/M	5 G/M	5 G/M

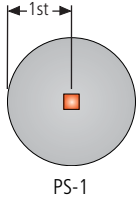
*PL-1 and PX-1 not available on tables with an Island Base



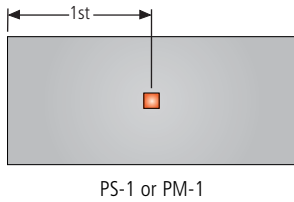
TABLE TOP POWER OPTION: POWER MATRIX

POWER MATRIX COMPACT, SMALL OR MEDIUM LOCATION OPTIONS

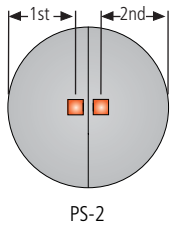
Please Note: For floor core placement, please reference base location information on page 42.



PS-1 (SMALL/COMPACT) or PM-1	
Diameter	Center of Power Matrix
42	21
48	24
54	27
60	30

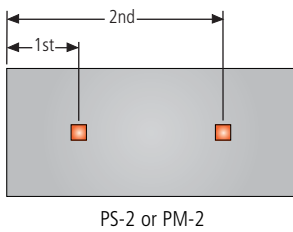


PS-1 (SMALL) or PM-1	
Length	Center of Power Matrix
96	48
108	54
120	60



PS-2 (COMPACT)		
Diameter	Center of 1st Power Matrix	Center of 2nd Power Matrix
72	31.25	31.25
84	35	35
96	36	36

PS-2 (SMALL) or PM-2		
Diameter	Center of 1st Power Matrix	Center of 2nd Power Matrix
84	35	35
96	36.75	36.75



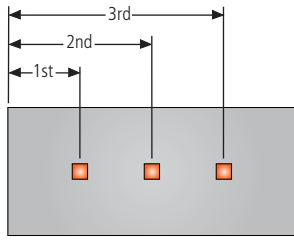
PS-2 (SMALL) or PM-2		
Length	Center of 1st Power Matrix	Center of 2nd Power Matrix
96	26	70
108	26	82
120	26	94
132	26	106
144	26	118
156	26	130
168	26	142
180	26	154
192	26	166
204	26	178
216	26	190
228	26	202
240	26	214



TABLE TOP POWER OPTION: POWER MATRIX

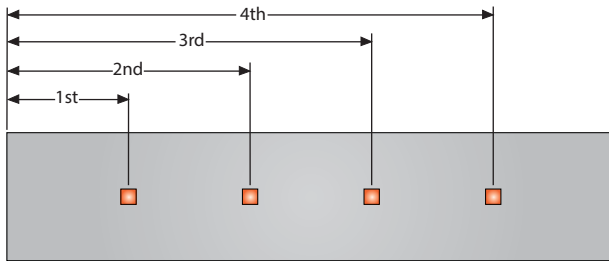
POWER MATRIX COMPACT, SMALL OR MEDIUM LOCATION OPTIONS

Please Note: For floor core placement, please reference base location information on page 42.



PS-3 or PM-3

PS-3 (SMALL) or PM-3			
Length	Center of 1st Power Matrix	Center of 2nd Power Matrix	Center of 3rd Power Matrix
96	26	48	70
108	26	54	82
120	26	60	94



PS-4 or PM-4

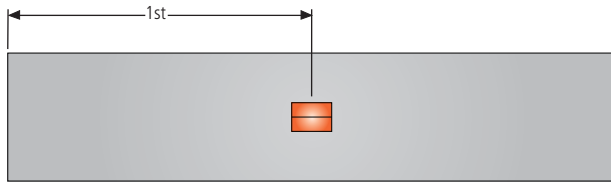
PS-4 (SMALL) or PM-4				
Length	Center of 1st Power Matrix	Center of 2nd Power Matrix	Center of 3rd Power Matrix	Center of 4th Power Matrix
132	26	53	79	106
144	26	57	87	118
156	26	61	95	130
168	26	65	103	142
180	26	69	111	154
192	26	73	119	166
204	26	77	127	178
216	26	81	135	190
228	26	85	143	202
240	26	89	151	214



TABLE TOP POWER OPTION: POWER MATRIX

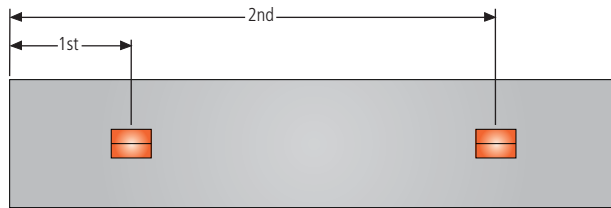
POWER MATRIX LARGE OR EXTRA LARGE LOCATION OPTIONS

Please Note: For floor core placement, please reference base location information on page 42.



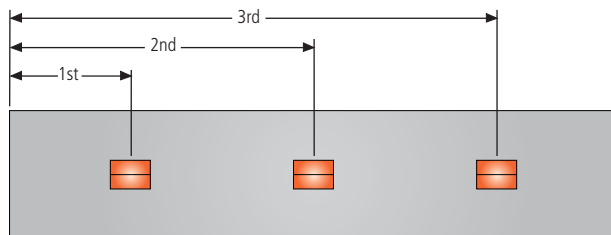
PL-1 or PX-1

PL-1 or PX-1	
Length	Center of Power Matrix
96	48
108	54
120	60
132	66
144	72
156	78
168	84
180	90
192	96
204	102
216	108
228	114
240	120



PL-2 or PX-2

PL-2 or PX-2		
Length	Center of 1st Power Matrix	Center of 2nd Power Matrix
144	45	99
156	47	109
168	50	118
180	53	127
192	48	144
204	51	153
216	54	162
228	57	171
240	60	180



PL-3 or PX-3

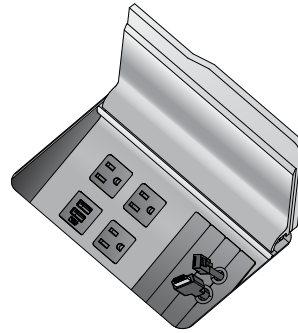
PL-3 or PX-3			
Length	Center of 1st Power Matrix	Center of 2nd Power Matrix	Center of 3rd Power Matrix
216	54	108	162
228	57	114	171
240	60	120	180



RETRACTORS FOR POWER MATRIX

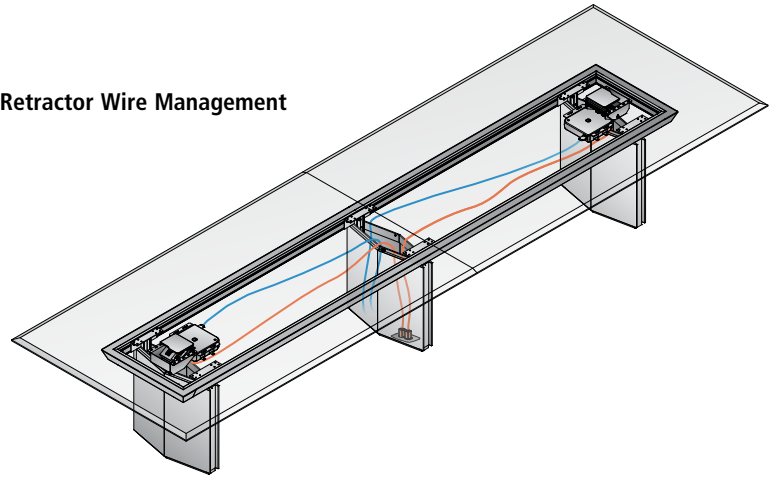
RETRACTORS

Cable retractors, for use with Power Matrix Small and Medium only, mount directly to the underside of conference room tables using the included mounting bracket. Loaded with 12' of cable that extends out 5' from the retractor. Retractors have a female input from the building infrastructure and a male connector on the output side. Not available on round tables.

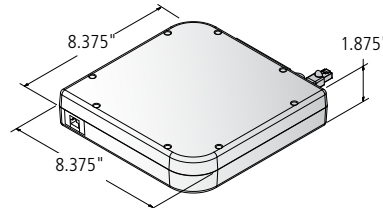


RETRACTOR AVAILABILITY ON ASCARI TABLES X = AVAILABLE AS STANDARD				
Length	PS-1/ PM-1	PS-2/ PM-2	PS-3/ PM-3	PS-4/ PM-4
96	X	X		
108	X	X		
120	X	X	X	
132		X		
144		X		X
156		X		X
168		X		X
180		X		X
192		X		X
204		X		X
216		X		X
228		X		X
240		X		X

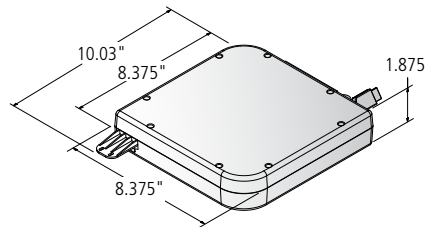
Retractor Wire Management



CAT6 Retractor



HDMI Retractor



Data USB Retractor

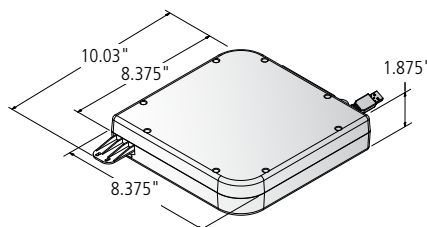




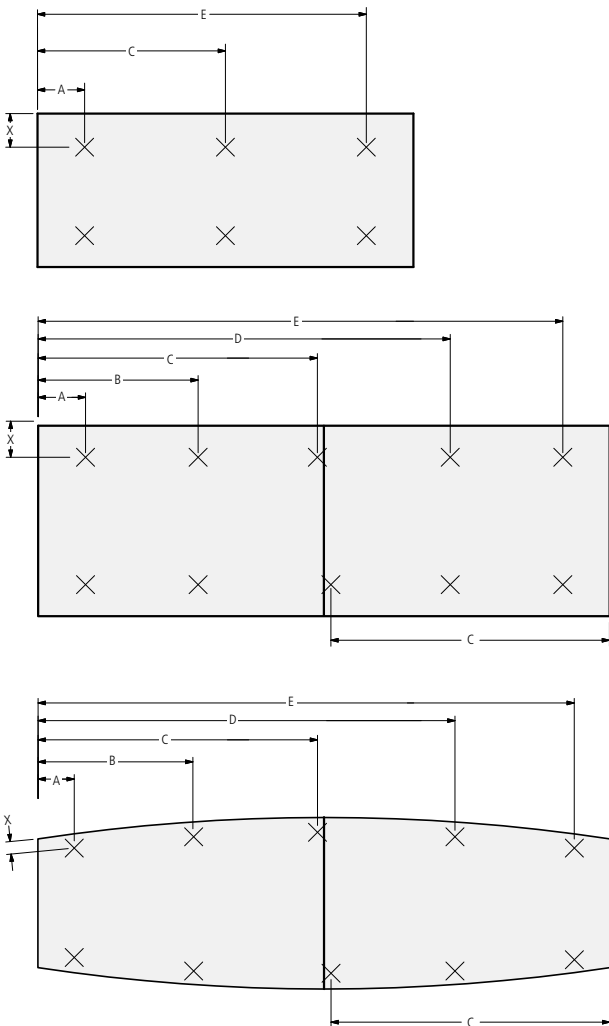

TABLE TOP POWER OPTION: WIRELESS POWER

WIRELESS POWER

Wireless Power Units are installed below the veneer, 10 inches inset from the edge of the table, to charge cell phones wirelessly. A small white LED indicator light is visible through the veneer to signal the location of each wireless charging unit. The quantity of the wireless power units per table is determined based on the size and shape of the table.

Wireless Power units are available to be specified along with other power options including: Power Matrix, Power Drawers, Low Profile Perimeter Power, and Power Rail.

When Wireless Power is specified, Ascari tables include a modular electrical system within the base of the table, allowing for a single point of connection to the building power. This connection can be either hardwired or corded (which requires a 20-amp power outlet in the floor monument), both of which are included with the table. See page 80 for more information on this electrical system.



WIRELESS POWER LOCATIONS: RECTANGLE AND BOAT TABLES

Length	Rectangle and Boat					Rectangle		Boat
	A	B	C	D	E	Width	X	X
96	15	-	-	-	81	42	7.5	-
108	15	-	54	-	93	48	10	6
120*	15	-	60	-	105	54	10	6
132	15	-	61.5	-	117	60	10	6
144	15	51.5	-	92.5	129	72	10	6
156	15	55.5	-	100.5	141			
168	15	59.5	-	108.5	153			
180	15	50	85.5	130	165			
192	15	53	91.5	139	177			
204	15	56	97.5	148	189			
216	15	59	103.5	157	201			
228	15	62	109.5	166	213			
240	15	65	115.5	175	225			

*On tables with a chamfer edge, C=55.5

WIRELESS POWER LOCATION: ROUND TABLES

Diameter	Qty of Charging Units	Inches from Edge
42	2	6
48	2	6
54	4	6
60	4	6
72	4	6
84	4	6
96	4	6

*Charging Units will be across from each other



TABLE TOP POWER OPTION: POWER CAP

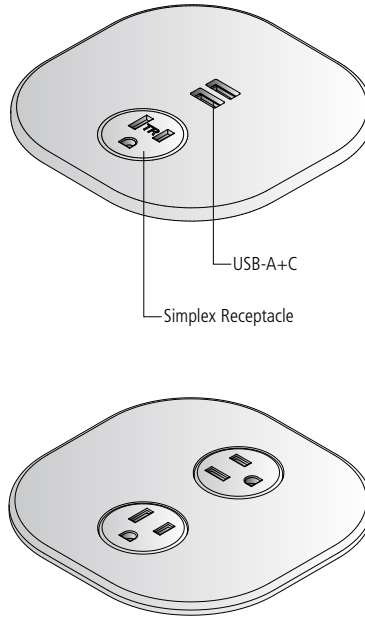
POWER

Where more power is desired and AV connectivity is not required, there are two standard configuration options available: one option with a simplex outlet and a USB-A+C charger or a two simplex outlet choice.

LOCATIONS

Power Cap or 2"-diameter grommet units can be specified at the center of round tables. Available only on 42" and 48" diameter round tables with Column Base.

Two Port:
For use with Round Tops

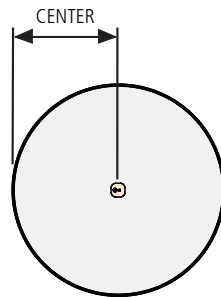


DESIGN

Power Cap's sleek profile and modest footprint features an aluminum body. Available in powder coat and polished chrome finish options.

PERFORMANCE

Intended for high use and quick access, Power Cap's low-profile aesthetic is non-lidded for ample space for plug-heads of all sizes.



POWER CAP OR GROMMET LOCATIONS: ALL TABLE SIZES

Table Size	Base Style	Power Cap	CENTER
42 Dia.	Column Base	Two Port	21
48 Dia.	Column Base	Two Port	24



UNDER SURFACE POWER OPTION: POWER DRAWER

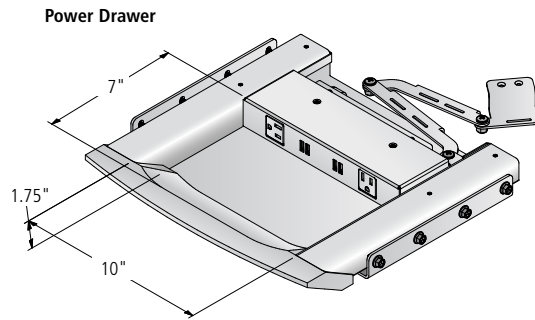
POWER DRAWERS

Discreetly incorporated into the subtop of the table, Power Drawers provide convenient yet covert access to power and AV connectivity (at the ends of the table) while leaving the table surface uninterrupted. The quantity of the Power Drawers per table is determined based on the size and shape of the table.

The drawer front features the same profile and finish as the table subtop, allowing it to blend seamlessly into the table design. The Power Drawer pulls out 10 inches beyond the edge of the table and closes on soft close slides. A small gap at the top of the drawer front allows the drawer to be closed while cables are connected to devices on the tabletop. The felt-lined drawers also provide storage for extra items.

The configuration inside the drawers on the long side of the tables is 2 simplex/ 2 USB A+C and 1 simplex/ 1 USB A+C/ 2 Modular AV Inserts/ Plates on the ends of the table. The power can be removed from one drawer to create more space for storage.

When Power Drawers are specified, Ascari tables include a modular electrical system within the center base of the table, allowing for a single point of connection to the building power. This connection can be either hardwired or corded (which requires a 20-amp power outlet in the floor monument), both of which are included with the table. See page 80 for more information on this electrical system.



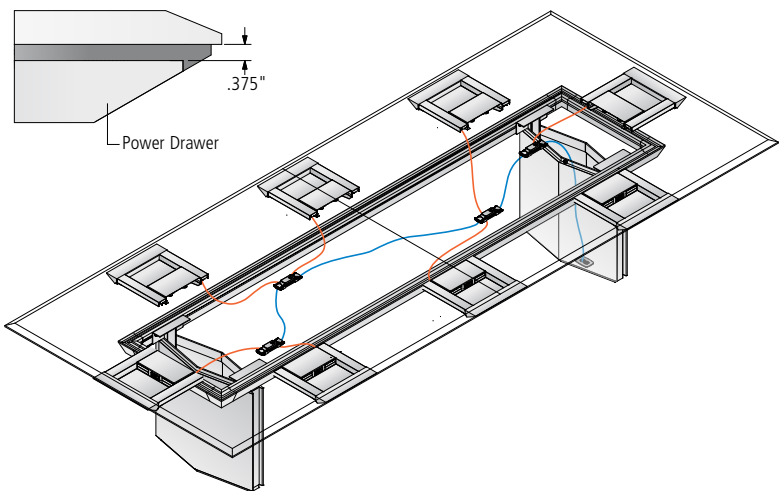
Power Drawer Dashboard - Long Sides of Table



Power Drawer Dashboard - Ends of Table



Wire Management Gap Between Table Top and Power Drawer (Chamfer Edge Shown)



POWER DRAWERS PER TABLE SIZE

The quantity of Power Drawers per table is determined based on the size of the table.

TABLE SHAPE	TABLE SIZE	SEATING CAPACITY	POWER DRAWERS PER TABLE	POWER DRAWERS PER LONG SIDE	POWER DRAWERS PER END	TOTAL # OF RECEPTACLES	TOTAL # OF USB-A+C PORTS	TOTAL # OF MODULAR AV PLATES
Round	42 - 48	4	Not Available	0 per side	0 per end	0	0	0
Round	54	4	2	2 per side	0 per end	3	3	2
Round	60 - 96	5-10	4	4 per side	0 per end	7	7	2
Rectangle or Boat	96	8	4	1 per side	1 per end	6	6	4
Rectangle or Boat	108 - 132	10	6	2 per side	1 per end	10	10	4
Rectangle or Boat	144	12-14	8	3 per side	1 per end	14	14	4
Rectangle or Boat	156 - 168	14-16	8	3 per side	1 per end	14	14	4
Rectangle or Boat	180 - 204	16-18	10	4 per side	1 per end	18	18	4
Rectangle or Boat	216 - 240	18-20	10	4 per side	1 per end	18	18	4



UNDER SURFACE POWER OPTION: LOW PROFILE PERIMETER POWER

LOW PROFILE PERIMETER POWER

Discreetly incorporated into the subtop of the table, Low Profile Perimeter Power units provide convenient yet covert access to power and AV connectivity (at the ends of the table) while leaving the table surface uninterrupted. The quantity of the power units per table is determined based on the size and shape of the table. The configuration of the power units on the long side of the tables is 2 simplex/ 2 USB A+C and 1 simplex/ 1 USB A+C/ 2 Modular AV Inserts/Plates on the ends of the table.

The Low Profile Perimeter Power unit is set into the wood subtop in a metal housing. On rectangle and boat top tables, the metal housing is finished in the same color choice as the metal beam of the table.

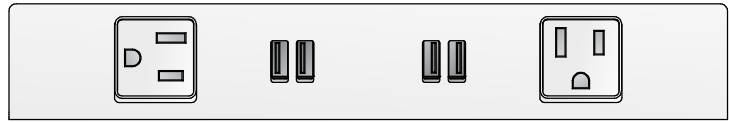
On round tables, the metal housing finish depends on the finish of the base reveal:

- Powder Coat reveal: metal housing will match powder coat finish
- Veneer reveal: Black metal housing
- Chemetal finish reveal in Clear Anodized (902), Light Stainless Aluminum (927) or Polished Stainless (701): Foil metal housing
- Chemetal reveal finish in Brushed Golden Aluminum (931): Black metal housing
- Clear Anodized (-CABR) or Polished Stainless (-APSBR): Foil metal housing
- Blackened Nickel (-ABNBR) or Satin Bronze Plating (-SBPBR): Black metal housing

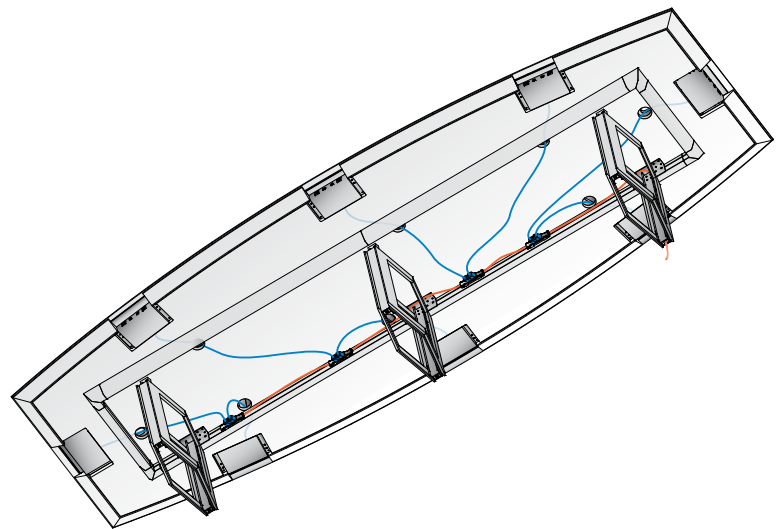
If the housing color is Cloud or Foil, then the simplex color of the unit will be white. Any other finish will have black simplexes. The lighted option offers LED down lighting to illuminate the faceplate. The light can be turned off by an on/off switch.

When Low Profile Perimeter Power is specified, Ascari tables include a modular electrical system within the base of the table, allowing for a single point of connection to the building power. This connection can be either hardwired or corded (which requires a 20-amp power outlet in the floor monument), both of which are included with the table. See page 80 for more information on this electrical system.

Low Profile Perimeter Power Dashboard - Long Sides of Table



Low Profile Perimeter Power Dashboard - Ends of Table



Lighted Option for Low Profile Perimeter Power



LOW PROFILE PERIMETER POWER UNITS PER TABLE SIZE

The quantity of Low Profile Perimeter Power units per table is determined based on the size of the table.

TABLE SHAPE	TABLE SIZE	SEATING CAPACITY	LOW PROFILE PERIMETER POWER PER TABLE	LOW PROFILE PERIMETER POWER PER LONG SIDE	LOW PROFILE PERIMETER POWER PER END	TOTAL # OF SIMPLEX	TOTAL # OF USB-A+C PORTS	TOTAL # OF MODULAR AV INSERTS/PLATES
Round	42-48	4	Not Available	0 per side	0 per end	0	0	0
Round	54	4	2	2 per side	0 per end	3	3	2
Round	60-96	5-10	4	4 per side	0 per end	7	7	2
Rectangle or Boat	96	8	4	1 per side	1 per end	6	6	4
Rectangle or Boat	108-132	10	6	2 per side	1 per end	10	10	4
Rectangle or Boat	144	12-14	8	3 per side	1 per end	14	14	4
Rectangle or Boat	156-168	14-16	8	3 per side	1 per end	14	14	4
Rectangle or Boat	180-204	16-18	10	4 per side	1 per end	18	18	4
Rectangle or Boat	216-240	18-20	10	4 per side	1 per end	18	18	4

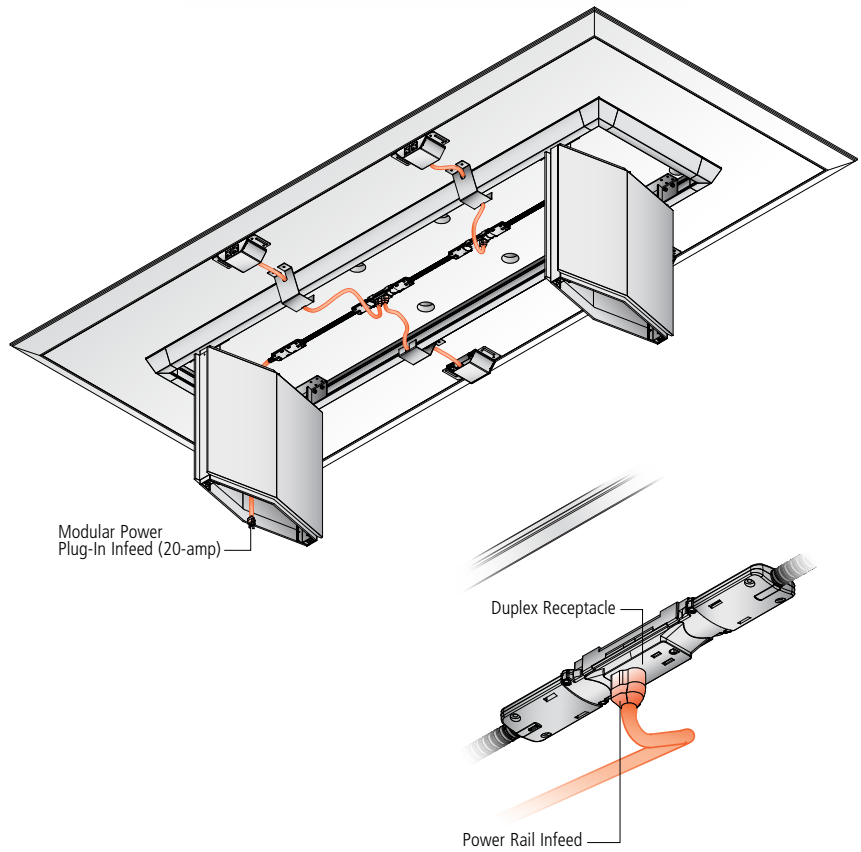


UNDER SURFACE POWER OPTION: POWER RAIL

POWER RAILS

This low-profile option addresses the need for power & data connectivity just below the table top. This is an ideal choice for those who desire a visually uninterrupted table top and appreciate the inherent flexibility of the Power Rail to be removed at a later date as they transition to a truly wireless environment.

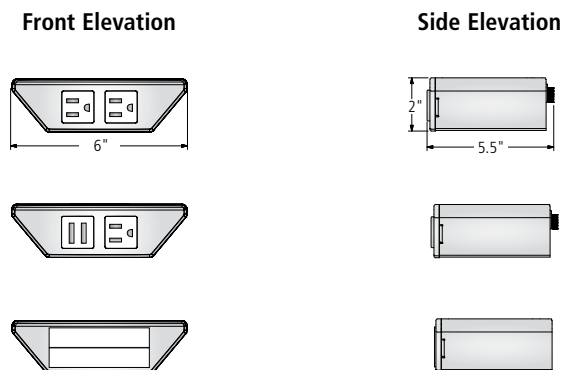
Held in place with screws, Power Rail units can be placed anywhere along the perimeter of the table. This flexible mounting design allows for additional units to be added as necessary, or to be removed when no longer needed.



Power Rails are available in three configurations:

- Two simplex receptacles (UL Listed)
- One simplex receptacle and one powered USB-A+C connector (UL Listed)
- Two single space A/V faceplate designed for use with Modular AV Inserts/Plates

When Power Rails are specified on an Ascari table, a direct plug-in infeed or hardwired option is available. The direct plug-in infeed option has a single circuit electrical system and the hardwire option requires a two-circuit electrical system. Maximum of 12 Power Rails per table.





WIRE MANAGEMENT OPENINGS

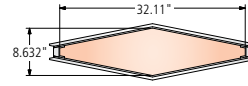
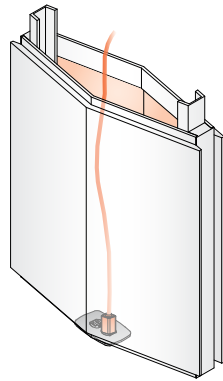
WIRE MANAGEMENT

Wires run behind the metal reveal of the panel bases for wire management. They can be accessed by removing the wooden panels of the base.

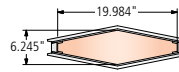
There is a 2.5" space between the bottom of the Open Panel Base and the floor for wire management. The base cover on the bottom is designed to be removed to allow cabling to be routed and managed into the base.

Note: If the floor core lands outside of the base, raise the base to allow the power and data cables to slip out from under the base. The base does not have a scallop for allowing cables to exit the base area.

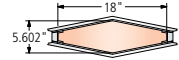
Closed Panel Base



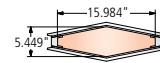
Rectangle & Boat - 72"-Wide Tops



Rectangle & Boat - 60"-Wide Tops

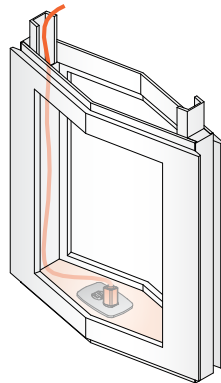


Rectangle & Boat - 54"-Wide Tops



Rectangle - 42" & 48"-Wide Tops
Boat - 48" & 50"-Wide Tops

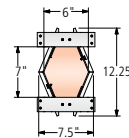
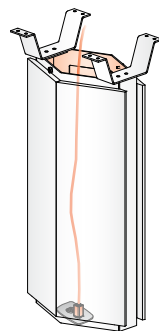
Open Panel Base



WIRE CHASE

The Wire Chase enclosure is a non-structural component that can be placed anywhere along the centerline of the table between two bases, providing great flexibility for locating it directly over a floor core or to be removed altogether if future cable needs change.

Wire Chase (Non-Structural)



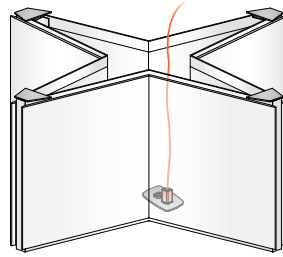


WIRE MANAGEMENT OPENINGS

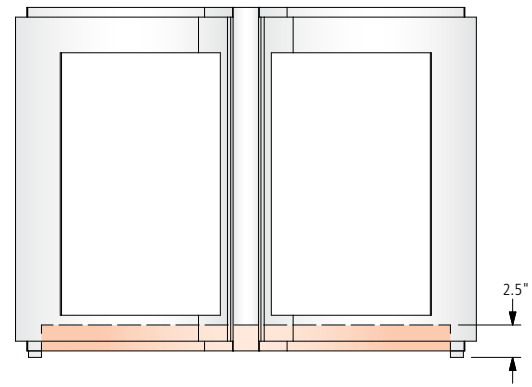
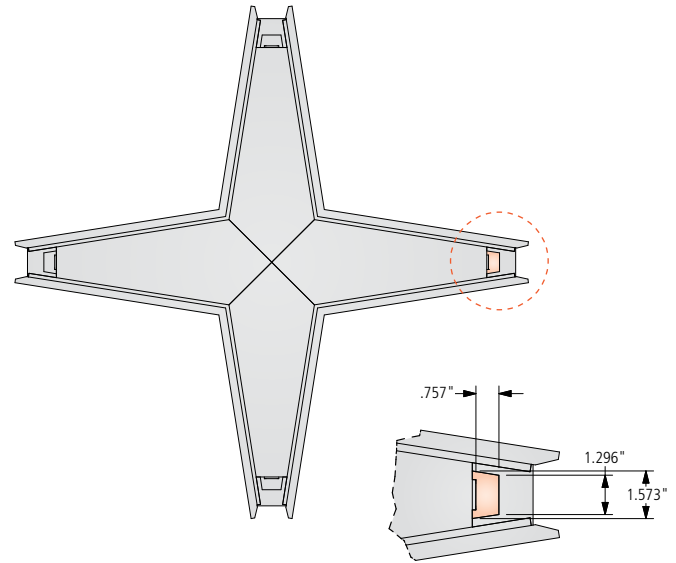
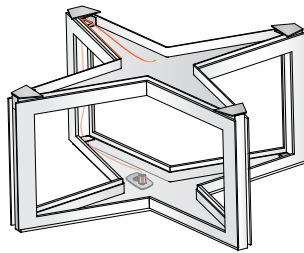
Closed Panel X Base

Wires run behind the metal reveal of the panel bases for wire management. They can be accessed by removing the wooden panels of the base.

There is a 2.5" space between the bottom of the Open Panel X Base and the floor for wire management.



Open Panel X Base



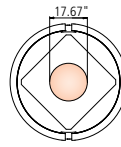
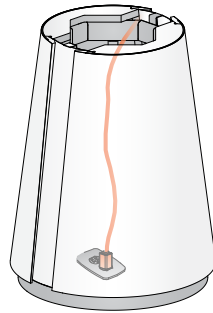
Height between the floor and the bottom of the Base Plate



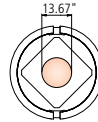
WIRE MANAGEMENT OPENINGS

Conical Wrap Base

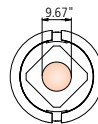
The Conical Wrap Base has two standard access panels. Wires can be easily accessed by removing the wooden access panels.



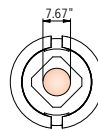
Round - 96"-Wide Tops



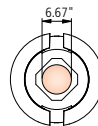
Round - 84"-Wide Tops



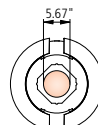
Round - 72"-Wide Tops



Round - 60"-Wide Tops



Round - 54"-Wide Tops



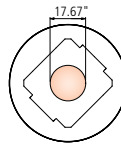
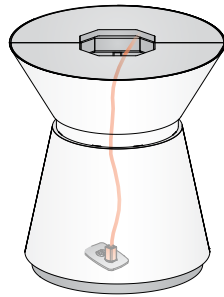
Round - 42" & 48"-Wide Tops



WIRE MANAGEMENT OPENINGS

Conical Island Base

Wires can be accessed by removing the bottom and top wooden access panels of the conical island base. Access panels are standard on every table with a conical island base.



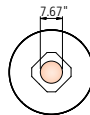
Round - 96"-Wide Tops



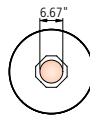
Round - 84"-Wide Tops



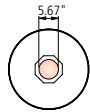
Round - 72"-Wide Tops



Round - 60"-Wide Tops



Round - 54"-Wide Tops



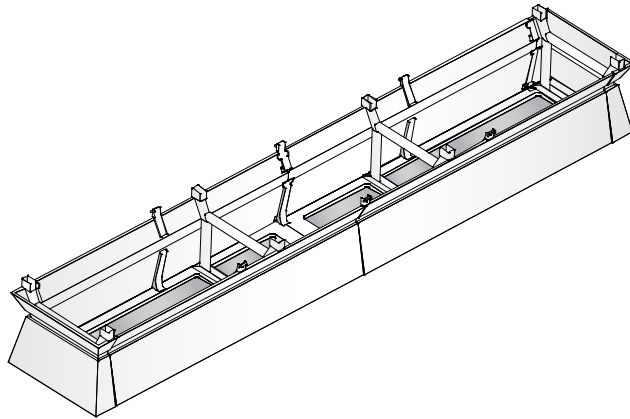
Round - 42" & 48"-Wide Tops



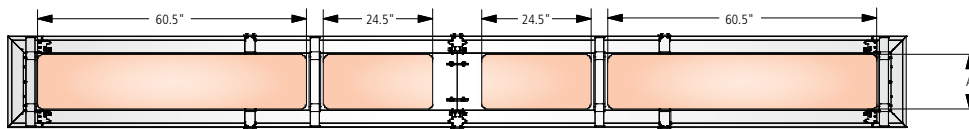
WIRE MANAGEMENT OPENINGS

Island Base

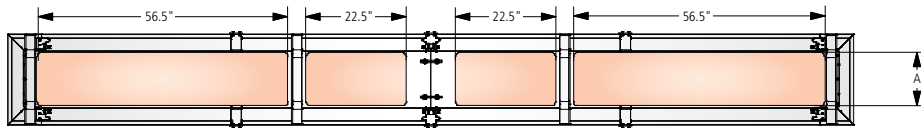
Wires are easily contained within the island base and can be accessed by removing the wooden panels of the island base.



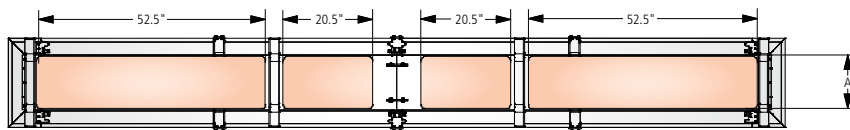
Top Width	A
42	9.96
48	9.96
54	11.96
60	13.96
72	25.96



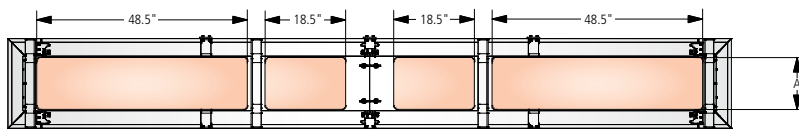
240" Long Tops



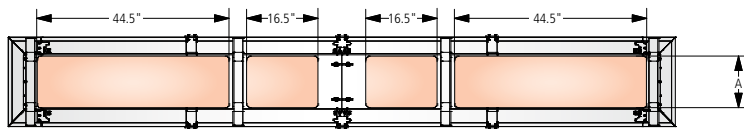
228" Long Tops



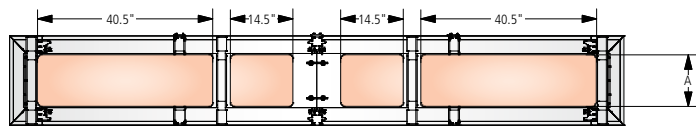
216" Long Tops



204" Long Tops



192" Long Tops

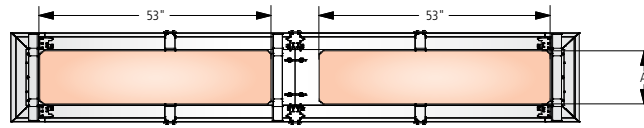


180" Long Tops

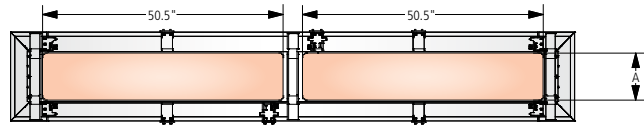


WIRE MANAGEMENT OPENINGS

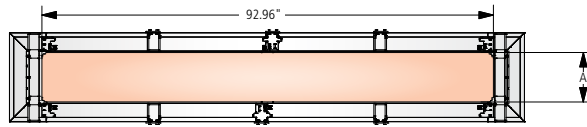
Island Base



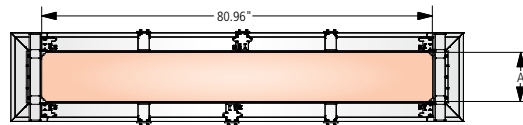
168" Long Tops



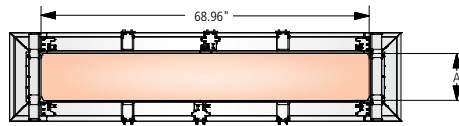
156" Long Tops



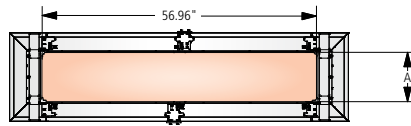
144" Long Tops



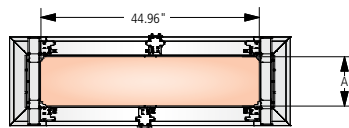
132" Long Tops



120" Long Tops



108" Long Tops



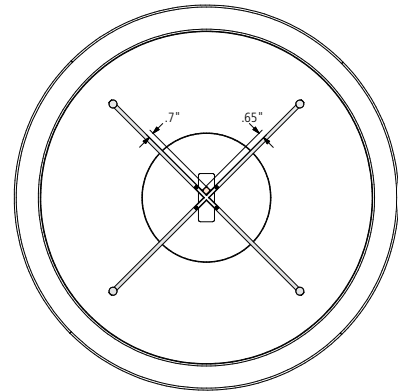

96" Long Tops



WIRE MANAGEMENT OPENINGS

Column Base with Wire Management Channel

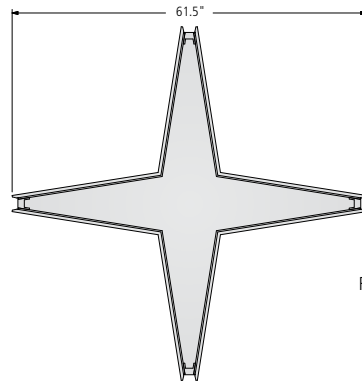
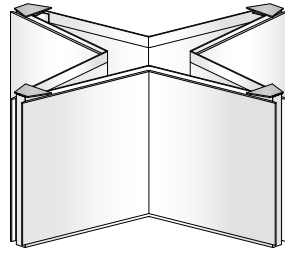
A steel wire management channel, included with each Round Table with a Column Base when specified with a power cap, accommodates power and data cables. The wire management channel comes in the same finishes as the Column Base.





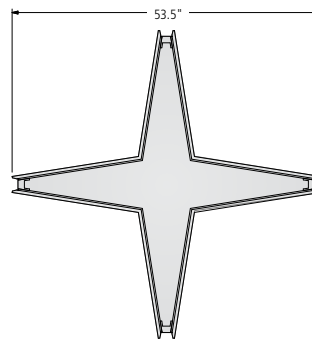
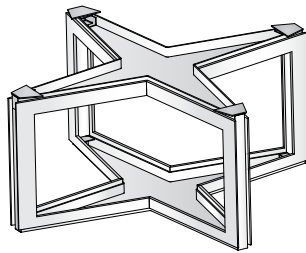
BASE DIMENSIONS

Closed Panel X Base

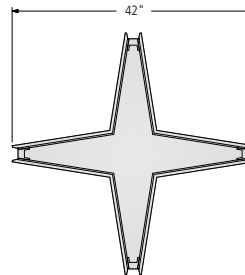


Round - 96"-Wide Tops

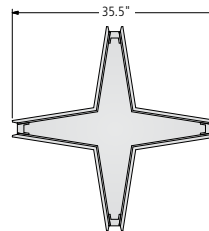
Open Panel X Base



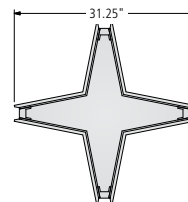
Round - 72" & 84"-Wide Tops



Round - 60"-Wide Tops



Round - 54"-Wide Tops

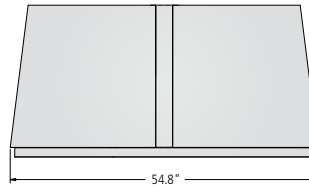
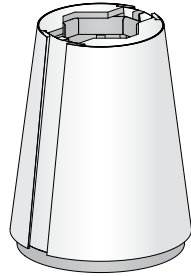


Round - 42" & 48"-Wide Tops

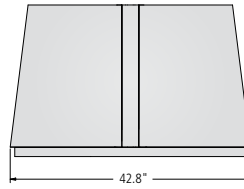


BASE DIMENSIONS

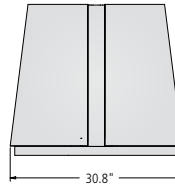
Conical Wrap Base



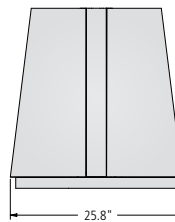
Round - 96"-Wide Tops



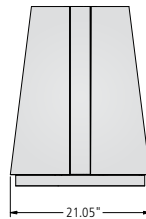
Round - 84"-Wide Tops



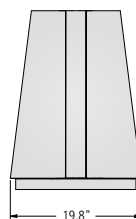
Round - 72"-Wide Tops



Round - 60"-Wide Tops



Round - 54"-Wide Tops

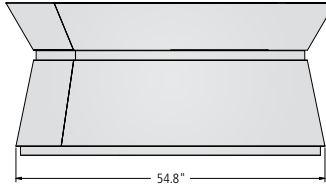
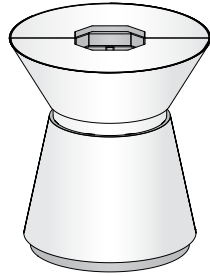


Round - 42" & 48"-Wide Tops

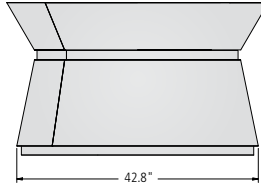


BASE DIMENSIONS

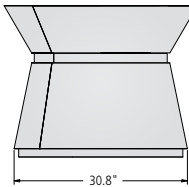
Conical Island Base



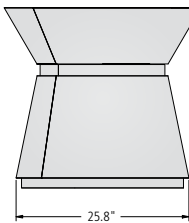
Round - 96"-Wide Tops



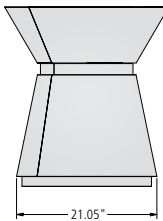
Round - 84"-Wide Tops



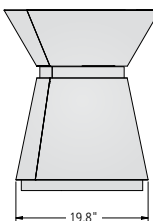
Round - 72"-Wide Tops



Round - 60"-Wide Tops



Round - 54"-Wide Tops

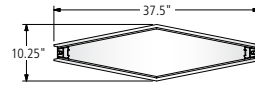
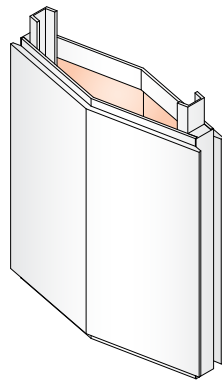


Round - 42" & 48"-Wide Tops

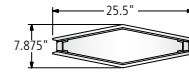


BASE DIMENSIONS

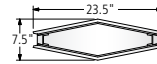
Closed Panel Base



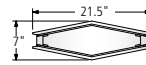
Rectangle & Boat - 72"-Wide Tops



Rectangle & Boat - 60"-Wide Tops

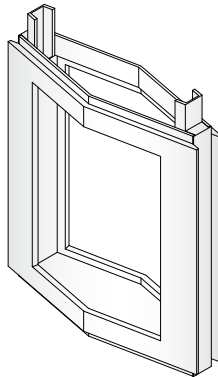


Rectangle & Boat - 54"-Wide Tops



Rectangle - 42" & 48"-Wide Tops
Boat - 48" & 50"-Wide Tops

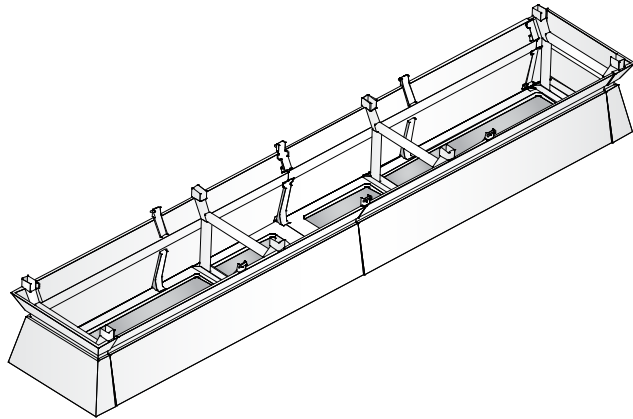
Open Panel Base





BASE DIMENSIONS

Island Base



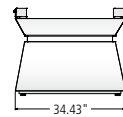
42"/48"-wide Tops



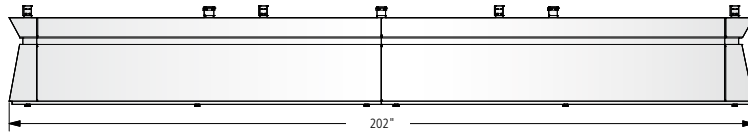
54"-wide Tops



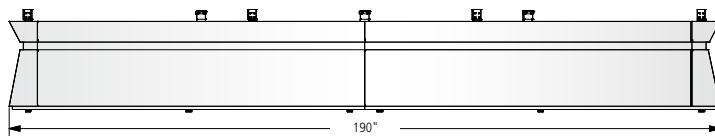
60"-wide Tops



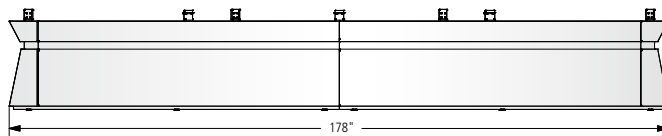
72"-wide Tops



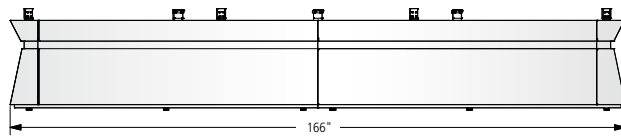
240" Long Tops



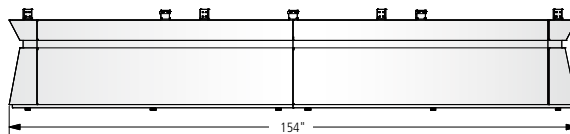
228" Long Tops



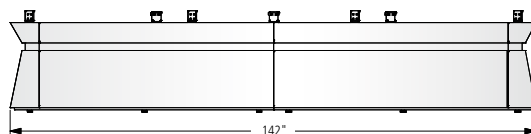
216" Long Tops



204" Long Tops



192" Long Tops

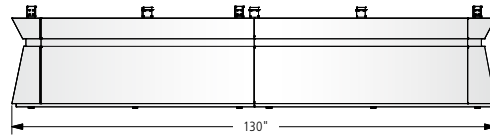


180" Long Tops

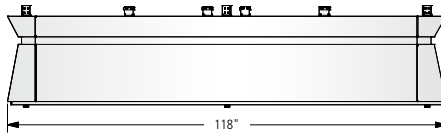


BASE DIMENSIONS

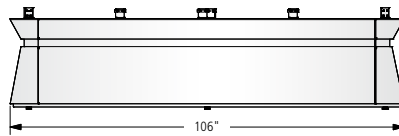
Island Base



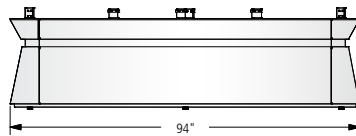
168" Long Tops



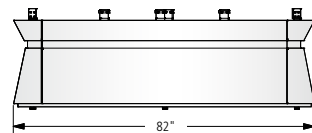
156" Long Tops



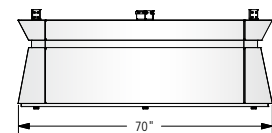
144" Long Tops



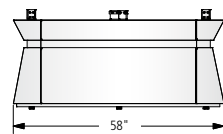
132" Long Tops



120" Long Tops



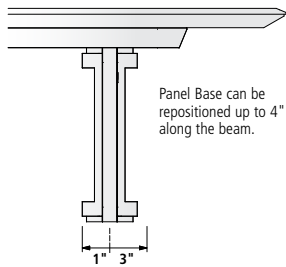
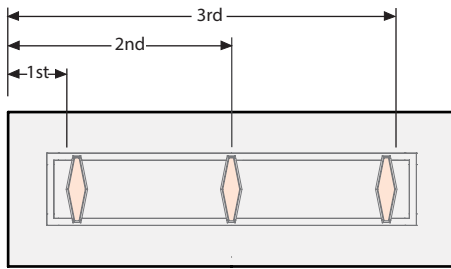
108" Long Tops



96" Long Tops



BASE LOCATIONS



ALL PANEL BASES (ALL TABLE SHAPES)

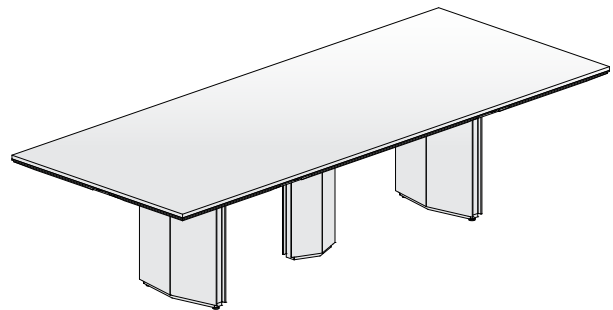
Table Length	Center of 1st Base	Center of 2nd Base	Center of 3rd Base
96	24	72	-
108	24	84	-
120	24	96	-
132	24	108	-
144	24	120	-
156	24	78	132
168	24	84	144
180	24	90	156
192	24	96	168
204	24	102	180
216	24	108	192
228	24	114	204
240	24	120	216

*Panel Base will not fit over a floor core.

WIRE CHASE

Wire Chase (non-structural) is positioned along the length of the table and runs perpendicular to the panel bases to provide clearance for people's legs.

Table shown is 120" x 48"
Wire Chase is 12.5" x 7.5"

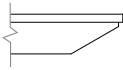




VENEER TOP WITH HARDWOOD EDGE



ROUND TOP



SQUARE EDGE

BASE KEY

POX	Painted Open Panel X Base	VOX	Veneer Open Panel X Base	XC	Column Base
PCX	Painted Closed Panel X Base	VCX	Veneer Closed Panel X Base		
PCI	Painted Conical Island Base	VCI	Veneer Conical Island Base		
PCW	Painted Conical Wrap Base	VCW	Veneer Conical Wrap Base		

VENEER TOP WITH HARDWOOD EDGE

MODEL #	L x W	TOP SECTIONS	SUBTOP SECTIONS	-POX	-PCX	-PCI	-PCW	-VOX	-VCX	-VCI	-VCW	-XC
ACRO-42-V-SQC	42 x 42	1	1	9,274	8,580	9,511	8,920	9,613	8,839	9,858	9,252	4,850
ACRO-48-V-SQC	48 x 48	1	1	10,898	10,129	11,162	10,506	11,275	10,416	11,546	10,874	5,990
ACRO-54-V-SQC	54 x 54	1	1	12,805	11,954	13,095	12,370	13,221	12,272	13,521	12,778	-
ACRO-60-V-SQC	60 x 60	1	1	14,497	13,594	14,805	14,036	14,938	13,931	15,257	14,468	-
ACRO-72-V-SQC	72 x 72	2	2	17,615	16,700	17,928	17,148	18,063	17,042	18,386	17,586	-
ACRO-84-V-SQC	84 x 84	2	2	20,125	19,210	20,438	19,658	20,573	19,552	20,896	20,096	-
ACRO-96-V-SQC	96 x 96	2	2	23,021	22,106	23,334	22,554	23,469	22,448	23,792	22,992	-

MATERIAL SELECTIONS

CODE

PRICE

NOTES

Subtop Finish Options:

Paint	-PAP	No Charge
Veneer	-VAP	No Charge

Open or Closed Panel X Base Reveal Finish Options:

Powder Coat	-PBR	No Charge
Veneer	-VBR	\$1,841
Clear Anodized	-CABR	No Charge
Polished Stainless	-APSBR	\$2,239
Blackened Nickel	-ABNBR	\$2,239
Chemetal	-CBR	\$2,239
Satin Bronze Plating	-SBPBR	\$2,239

Conical Wrap Base Base Reveal Finish Options:

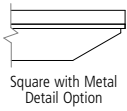
Powder Coat	-PBR	No Charge
Veneer	-VBR	\$1,841
Chemetal	-CBR	\$2,239

Conical Island Base Reveal Finish Options:

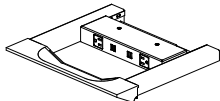
Powder Coat	-PBR	No Charge
Chemetal	-CBR	\$2,239



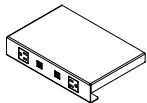
VENEER TOP



Square with Metal Detail Option



Power Drawer



Low Profile Perimeter Power

OPTIONS	CODE	PRICE	
Subtop Metal Detail Options:		42"-60" Tables	72"-96" Tables
Powder Coat	-MTPB	\$1,101	\$1,231
Polished Stainless	-MTAPS	\$1,464	\$1,739
Clear Anodized	-MTCA	\$1,101	\$1,231
Power & Data Options:		See page 14 and 75-83	
Polished Chrome Column Base Finish:	-PCB	\$3,216	
Power Drawer Options:			
54" Tables	-PD2C	\$3,508	Includes 2 Power Drawers
60"-96" Tables	-PD4C	\$7,011	Includes 4 Power Drawers
Remove Power from (1) Power Drawer	-PDO	Deduct \$864	Adds 10" of storage space
Low Profile Perimeter Power Options:			
54" Tables	-LPP2C	\$2,302	Includes 2 Low Profile Perimeter Power Units
60"-96" Tables	-LPP4C	\$4,606	Includes 4 Low Profile Perimeter Power Units
Lighted Low Profile Perimeter Power Options:			Provides LED downlighting to illuminate faceplate
54" Tables	-LTPP2C	\$3,998	Includes 2 Low Profile Perimeter Power Units with LED lighted option
60"-96" Tables	-LTPP4C	\$6,299	Includes 4 Low Profile Perimeter Power Units with LED lighted option
Wireless Charging (Table Top Power) Options:			
42"-48" Tables	-WCH	\$814	42"-48" include 2 Charging Units
54"-96" Tables	-WCH	\$1,625	54"-96" include 4 Charging Units
Field-Wired:	-FW	No Charge	Not available with Lighted Low Profile Perimeter Power

GENERAL INFORMATION

- Veneer on base panels is vertical
- The plinth in the conical bases comes standard in a black finish
- Column base is metal. Select Powder Coat or Polished Chrome finish.
- Top material of column base includes a subtop
- Subtop is set back 1/4" from edge of the table top
- Subtop is only available in Paint finish (-PAP) option when Paldao veneer finish is selected for the top
- Wireless charging can be specified with any other power option on the same table
- Faceplate of the Low Profile Perimeter Power on round tables is defined by the base reveal finish. Please see page 27 for details.
- Metal detail option can be any metal finish (except Chemetal)
- Power Drawer and Low Profile Perimeter Power locations are set within the subtop and are in pre-determined quantities based on the size of the table
- Power Drawers and Perimeter Power Units have (2) Simplex / (2) USB-A+C Chargers on the table. Each table has one drawer or perimeter power units with the configuration of (1) Simplex / (1) USB-A+C Charger / (2) Modular AV Inserts/Plates
- If any finish other than Powder Coat is selected on the base reveal, the 3/4" above and below the base panels defaults to black if no other selection is made
- Power Drawer face is hardwood
- Power Drawer bottom defaults to Knoll Felt - Pewter
- Power Drawer has a space between the drawer and the bottom of the table for wire access/egress when the drawer is closed
- The reveal finish selection will include all interior surfaces on Open Panel bases
- For Open and Closed Panel X bases, compact Power Matrix is the only option. For Conical bases, Power Matrix is available in compact, small, and medium sizes. Please refer to the Round Tables Power Matrix Availability chart on page 14 for availability information by table size.
- Retractors are not available on Round tables
- Subtop has a hardwood rail

REQUIRED INFORMATION (ORDER CANNOT BE ENTERED WITHOUT THIS INFORMATION)

See appendix pages vi-vii for surface material options.

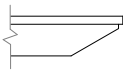
- Choose Veneer Finish
- Choose Paint Finish, if painted base (-POX, -PCX, -PCI, or -PCW) is specified, or if painted sub-top (-PAP) is specified. If multiple components are specified as painted, they will all be the same finish.
- Choose Chemetal Finish, if specified as base reveal finish (-CBR)
- Choose Powder Coat Finish, if specified as base reveal finish (-PBR)
- Choose Metal Finish, if specified as base reveal finish on Open or Closed Panel X base



LAMINATE / FENIX TOPS



ROUND TOP



SQUARE EDGE

BASE KEY

POX	Painted Open Panel X Base	VOX	Veneer Open Panel X Base	XC	Column Base
PCX	Painted Closed Panel X Base	VCX	Veneer Closed Panel X Base		
PCI	Painted Conical Island Base	VCI	Veneer Conical Island Base		
PCW	Painted Conical Wrap Base	VCW	Veneer Conical Wrap Base		

LAMINATE TOP WITH HARDWOOD EDGE

MODEL #	L x W	TOP SECTIONS	SUBTOP SECTIONS	-POX	-PCX	-PCI	-PCW	-VOX	-VCX	-VCI	-VCW	-XC
ACRO-42-P-SQC	42 x 42	1	1	8,950	8,280	9,179	8,608	9,277	8,530	9,513	8,929	4,681
ACRO-48-P-SQC	48 x 48	1	1	10,517	9,775	10,772	10,139	10,881	10,052	11,142	10,494	5,781
ACRO-54-P-SQC	54 x 54	1	1	12,357	11,536	12,637	11,938	12,759	11,843	13,048	12,331	-
ACRO-60-P-SQC	60 x 60	1	1	13,990	13,119	14,287	13,545	14,416	13,444	14,724	13,962	-
ACRO-72-P-SQC	72 x 72	2	2	16,999	16,116	17,301	16,548	17,431	16,446	17,743	16,971	-
ACRO-84-P-SQC	84 x 84	2	2	19,421	18,538	19,723	18,970	19,853	18,868	20,165	19,393	-
ACRO-96-P-SQC	96 x 96	2	2	22,216	21,333	22,518	21,765	22,648	21,663	22,960	22,188	-

LAMINATE TOP WITH SQUARE EDGE

MODEL #	L x W	TOP SECTIONS	SUBTOP SECTIONS	-POX	-PCX	-PCI	-PCW	-VOX	-VCX	-VCI	-VCW	-XC
ACRO-42-PE-SQC	42 x 42	1	1	8,579	7,937	8,798	8,251	8,893	8,177	9,119	8,559	4,487
ACRO-48-PE-SQC	48 x 48	1	1	10,081	9,370	10,325	9,719	10,430	9,635	10,681	10,059	5,541
ACRO-54-PE-SQC	54 x 54	1	1	11,845	11,058	12,113	11,443	12,230	11,352	12,507	11,820	-
ACRO-60-PE-SQC	60 x 60	1	1	13,410	12,575	13,695	12,984	13,818	12,887	14,113	13,383	-
ACRO-72-PE-SQC	72 x 72	2	2	16,294	15,448	16,584	15,862	16,709	15,764	17,008	16,268	-
ACRO-84-PE-SQC	84 x 84	2	2	18,616	17,770	18,906	18,184	19,031	18,086	19,329	18,589	-
ACRO-96-PE-SQC	96 x 96	2	2	21,295	20,449	21,584	20,863	21,709	20,765	22,008	21,268	-

FENIX TOP WITH HARDWOOD EDGE

MODEL #	L x W	TOP SECTIONS	SUBTOP SECTIONS	-POX	-PCX	-PCI	-PCW	-VOX	-VCX	-VCI	-VCW	-XC
ACRO-42-X-SQC	42 x 42	1	1	9,831	9,095	10,082	9,456	10,190	9,370	10,450	9,808	5,141
ACRO-48-X-SQC	48 x 48	1	1	11,552	10,737	11,832	11,137	11,952	11,041	12,239	11,527	6,350
ACRO-54-X-SQC	54 x 54	1	1	13,574	12,672	13,881	13,113	14,015	13,009	14,333	13,545	-
ACRO-60-X-SQC	60 x 60	1	1	15,367	14,410	15,694	14,879	15,835	14,767	16,173	15,337	-
ACRO-72-X-SQC	72 x 72	2	2	18,672	17,702	19,004	18,177	19,147	18,065	19,490	18,642	-
ACRO-84-X-SQC	84 x 84	2	2	21,333	20,363	21,665	20,838	21,808	20,726	22,150	21,302	-
ACRO-96-X-SQC	96 x 96	2	2	24,403	23,433	24,735	23,908	24,878	23,795	25,220	24,372	-

FENIX TOP WITH EDGE BAND

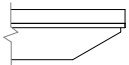
MODEL #	L x W	TOP SECTIONS	SUBTOP SECTIONS	-POX	-PCX	-PCI	-PCW	-VOX	-VCX	-VCI	-VCW	-XC
ACRO-42-XE-SQC	42 x 42	1	1	9,645	8,924	9,892	9,277	9,998	9,193	10,253	9,623	5,044
ACRO-48-XE-SQC	48 x 48	1	1	11,334	10,535	11,609	10,927	11,726	10,833	12,008	11,309	6,230
ACRO-54-XE-SQC	54 x 54	1	1	13,318	12,433	13,619	12,865	13,750	12,763	14,062	13,290	-
ACRO-60-XE-SQC	60 x 60	1	1	15,077	14,138	15,398	14,598	15,536	14,489	15,868	15,047	-
ACRO-72-XE-SQC	72 x 72	2	2	18,320	17,368	18,646	17,834	18,786	17,724	19,122	18,290	-
ACRO-84-XE-SQC	84 x 84	2	2	20,930	19,979	21,256	20,445	21,396	20,335	21,732	20,900	-
ACRO-96-XE-SQC	96 x 96	2	2	23,942	22,991	24,268	23,457	24,408	23,346	24,744	23,912	-



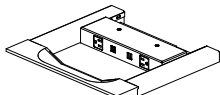
LAMINATE / FENIX TOPS

MATERIAL SELECTIONS	CODE	PRICE	NOTES
Subtop Finish Options:			
Paint	-PAP	No Charge	
Veneer	-VAP	No Charge	
Open or Closed Panel X Base Reveal Finish Options:			
Powder Coat	-PBR	No Charge	
Veneer	-VBR	\$1,841	
Clear Anodized	-CABR	No Charge	
Polished Stainless	-APSBR	\$2,239	
Blackened Nickel	-ABNBR	\$2,239	
Chemetal	-CBR	\$2,239	
Satin Bronze Plating	-SBPBR	\$2,239	
Conical Wrap Base Base Reveal Finish Options:			
Powder Coat	-PBR	No Charge	
Veneer	-VBR	\$1,841	
Chemetal	-CBR	\$2,239	
Conical Island Base Reveal Finish Options:			
Powder Coat	-PBR	No Charge	
Chemetal	-CBR	\$2,239	

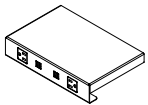
OPTIONS	CODE	PRICE	
Subtop Metal Detail Options:		42"-60" Tables	72"-96" Tables
Powder Coat	-MTPB	\$1,101	\$1,231
Polished Stainless	-MTAPS	\$1,464	\$1,739
Clear Anodized	-MTCA	\$1,101	\$1,231
Power & Data Options:		See page 14 and 75-83	
Polished Chrome Column Base Finish:	-PCB	\$3,216	
Power Drawer Options:			
54" Tables	-PD2C	\$3,508	Includes 2 Power Drawers
60"-96" Tables	-PD4C	\$7,011	Includes 4 Power Drawers
Remove Power from (1) Power Drawer	-PDO	Deduct \$864	Adds 10" of storage space
Low Profile Perimeter Power Options:			
54" Tables	-LPP2C	\$2,302	Includes 2 Low Profile Perimeter Power Units
60"-96" Tables	-LPP4C	\$4,606	Includes 4 Low Profile Perimeter Power Units
Lighted Low Profile Perimeter Power Options:			Provides LED downlighting to illuminate faceplate
54" Tables	-LTPP2C	\$3,998	Includes 2 Low Profile Perimeter Power Units with LED lighted option
60"-96" Tables	-LTPP4C	\$6,299	Includes 4 Low Profile Perimeter Power Units with LED lighted option
Field-Wired:	-FW	No Charge	Not available with Lighted Low Profile Perimeter Power



Square with Metal Detail Option



Power Drawer



Low Profile Perimeter Power



LAMINATE / FENIX TOPS

GENERAL INFORMATION

- Veneer on base panels is vertical
- The plinth in the conical bases comes standard in a black finish
- Column base is metal. Select Powder Coat or Polished Chrome finish.
- Top material of column base includes a subtop
- Subtop is set back 1/4" from edge of the table top
- Wireless charging can be specified with any other power option on the same table
- Faceplate of the Low Profile Perimeter Power on round tables is defined by the base reveal finish. Please see page 27 for details.
- Metal detail option can be any metal finish (except Chemetal)
- Power Drawer and Low Profile Perimeter Power locations are set within the subtop and are in pre-determined quantities based on the size of the table
- Power Drawers and Perimeter Power Units have (2) Simplex / (2) USB-A+C Chargers on the table. Each table has one drawer or perimeter power units with the configuration of (1) Simplex / (1) USB-A+C Charger / (2) Modular AV Inserts/Plates.
- If any finish other than Powder Coat is selected on the base reveal, the 3/4" above and below the base panels defaults to black if no other selection is made
- Power Drawer face is hardwood
- Power Drawer bottom defaults to Knoll Felt - Pewter
- Power Drawer has a space between the drawer and the bottom of the table for wire access/egress when the drawer is closed
- The reveal finish selection will include all interior surfaces on Open Panel bases
- For Open and Closed Panel X bases, compact Power Matrix is the only option. For Conical bases, Power Matrix is available in compact, small, and medium sizes. Please refer to the Round Tables Power Matrix Availability chart on page 14 for availability information by table size.
- Retractors are not available on Round tables
- Subtop has a hardwood rail

REQUIRED INFORMATION (ORDER CANNOT BE ENTERED WITHOUT THIS INFORMATION)

See appendix pages vi-vii for surface material options.

LAMINATE TOPS

- Choose Laminate Finish
- Choose Veneer Finish, if Veneer base (-VOX, -VCX, -VCI, or -VCW) is specified, if Veneer sub-top (-VAP) is specified, if Veneer is selected for Base Reveal (-VBR) or Hardwood Edge is specified. If multiple components are specified as Veneer, they will all be the same finish.
- Choose Edge Band Finish, if Square Edge specified
- Choose Paint Finish, if painted base (-POX, -PCX, -PCI, or -PCW) is specified, or if painted sub-top (-PAP) is specified. If multiple components are specified as painted, they will all be the same finish.
- Choose Chemetal Finish, if specified as base reveal finish (-CBR)
- Choose Powder Coat Finish, if specified as base reveal finish (-PBR)
- Choose Metal Finish, if specified as base reveal finish on Open or Closed Panel X base

FENIX TOPS

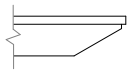
- Choose Fenix Finish
- Choose Veneer Finish, if Veneer base (-VOX, -VCX, -VCI, or -VCW) is specified, if Veneer sub-top (-VAP) is specified, if Veneer is selected for Base Reveal (-VBR) or Hardwood Edge is specified. If multiple components are specified as Veneer, they will all be the same finish.
- Choose 1mm Edge Band Finish, if 1mm Edge Band specified
- Choose Paint Finish, if painted base (-POX, -PCX, -PCI, or -PCW) is specified, or if painted sub-top (-PAP) is specified. If multiple components are specified as painted, they will all be the same finish.
- Choose Chemetal Finish, if specified as base reveal finish (-CBR)
- Choose Powder Coat Finish, if specified as base reveal finish (-PBR)
- Choose Metal Finish, if specified as base reveal finish on Open or Closed Panel X base



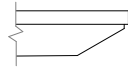
GLASS / STONE TOPS



ROUND TOP



GLASS SQUARE EDGE



STONE SQUARE EDGE

BASE KEY

POX	Painted Open Panel X Base	VOX	Veneer Open Panel X Base	XC	Column Base
PCX	Painted Closed Panel X Base	VCX	Veneer Closed Panel X Base		
PCI	Painted Conical Island Base	VCI	Veneer Conical Island Base		
PCW	Painted Conical Wrap Base	VCW	Veneer Conical Wrap Base		

GLASS TOP

MODEL #	L x W	TOP SECTIONS	SUBTOP SECTIONS	-POX	-PCX	-PCI	-PCW	-VOX	-VCX	-VCI	-VCW	-XC
ACRO-42-G-SQC	42 x 42	1	1	12,872	11,909	13,201	12,381	13,342	12,268	13,682	12,841	6,732
ACRO-48-G-SQC	48 x 48	1	1	15,126	14,059	15,492	14,582	15,649	14,457	16,025	15,093	8,314
ACRO-54-G-SQC	54 x 54	1	1	17,773	16,591	18,175	17,169	18,350	17,033	18,766	17,735	-
ACRO-60-G-SQC	60 x 60	1	1	20,121	18,868	20,548	19,481	20,733	19,335	21,176	20,081	-
ACRO-72-G-SQC	72 x 72	2	2	24,448	23,178	24,883	23,800	25,070	23,653	25,518	24,408	-
ACRO-84-G-SQC	84 x 84	2	2	27,932	26,662	28,366	27,284	28,554	27,137	29,002	27,892	-
ACRO-96-G-SQC	96 x 96	2	2	31,951	30,681	32,386	31,303	32,573	31,156	33,021	31,911	-

STONE TOP

MODEL #	L x W	TOP SECTIONS	SUBTOP SECTIONS	-POX	-PCX	-PCI	-PCW	-VOX	-VCX	-VCI	-VCW	-XC
ACRO-42-S-SQC	42 x 42	1	1	16,801	15,544	17,231	16,160	17,415	16,013	17,859	16,761	8,787
ACRO-48-S-SQC	48 x 48	1	1	19,743	18,350	20,222	19,033	20,426	18,870	20,917	19,700	10,852
ACRO-54-S-SQC	54 x 54	1	1	23,198	21,656	23,723	22,410	23,952	22,232	24,495	23,149	-
ACRO-60-S-SQC	60 x 60	1	1	26,263	24,627	26,821	25,428	27,062	25,238	27,640	26,211	-
ACRO-72-S-SQC	72 x 72	2	2	31,912	30,254	32,479	31,066	32,723	30,874	33,309	31,859	-
ACRO-84-S-SQC	84 x 84	2	2	36,459	34,801	37,026	35,613	37,271	35,421	37,856	36,406	-
ACRO-96-S-SQC	96 x 96	2	2	41,705	40,048	42,272	40,859	42,517	40,667	43,102	41,653	-

MATERIAL SELECTIONS

CODE

PRICE

NOTES

Subtop Finish Options:

Paint	-PAP	No Charge
Veneer	-VAP	No Charge

Satin Glass Option:

42"-60" Tables	-FSG	\$427	Available on Glass tables only
72"-96" Tables	-FSG	\$739	Available on Glass tables only

Open or Closed Panel X Base Reveal Finish Options:

Powder Coat	-PBR	No Charge
Veneer	-VBR	\$1,841
Clear Anodized	-CABR	No Charge
Polished Stainless	-APSB	\$2,239
Blackened Nickel	-ABNB	\$2,239
Chemetal	-CBR	\$2,239
Satin Bronze Plating	-SBPBR	\$2,239

Conical Wrap Base Base Reveal Finish Options:

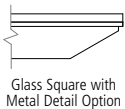
Powder Coat	-PBR	No Charge
Veneer	-VBR	\$1,841
Chemetal	-CBR	\$2,239

Conical Island Base Reveal Finish Options:

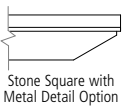
Powder Coat	-PBR	No Charge
Chemetal	-CBR	\$2,239



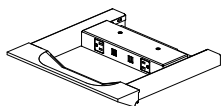
GLASS / STONE TOPS



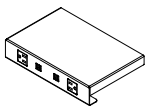
Glass Square with Metal Detail Option



Stone Square with Metal Detail Option



Power Drawer



Low Profile Perimeter Power

OPTIONS	CODE	PRICE	
Subtop Metal Detail Options:			
Powder Coat	-MTPB	42"-60" Tables \$1,101	72"-96" Tables \$1,231
Polished Stainless	-MTAPS	\$1,464	\$1,739
Clear Anodized	-MTCA	\$1,101	\$1,231
Power & Data Options:		See page 14 and 75-83	
Polished Chrome Column Base Finish:	-PCB	\$3,216	
Power Drawer Options:			
54" Tables	-PD2C	\$3,508	Includes 2 Power Drawers
60"-96" Tables	-PD4C	\$7,011	Includes 4 Power Drawers
Remove Power from (1) Power Drawer	-PDO	Deduct \$864	Adds 10" of storage space
Low Profile Perimeter Power Options:			
54" Tables	-LPP2C	\$2,302	Includes 2 Low Profile Perimeter Power Units
60"-96" Tables	-LPP4C	\$4,606	Includes 4 Low Profile Perimeter Power Units
Lighted Low Profile Perimeter Power Options:			
		Provides LED downlighting to illuminate faceplate	
54" Tables	-LTPP2C	\$3,998	Includes 2 Low Profile Perimeter Power Units with LED lighted option
60"-96" Tables	-LTPP4C	\$6,299	Includes 4 Low Profile Perimeter Power Units with LED lighted option
Field-Wired:	-FW	No Charge	Not available with Lighted Low Profile Perimeter Power

GENERAL INFORMATION

- Veneer on base panels is vertical
- The plinth in the conical bases comes standard in a black finish
- Column base is metal. Select Powder Coat or Polished Chrome finish.
- Top material of column base includes a subtop
- Subtop is set back 1/4" from edge of the table top
- Wireless charging can be specified with any other power option on the same table
- Faceplate of the Low Profile Perimeter Power on round tables is defined by the base reveal finish. Please see page 27 for details.
- Metal detail option can be any metal finish (except Chemetal)
- Power Drawer and Low Profile Perimeter Power locations are set within the subtop and are in pre-determined quantities based on the size of the table
- Power Drawers and Perimeter Power Units have (2) Simplex / (2) USB-A+C Chargers on the table. Each table has one drawer or perimeter power units with the configuration of (1) Simplex / (1) USB-A+C Charger / (2) Modular AV Inserts/Plates.
- If any finish other than Powder Coat is selected on the base reveal, the 3/4" above and below the base panels defaults to black if no other selection is made
- Power Drawer face is hardwood
- Power Drawer bottom defaults to Knoll Felt - Pewter
- Power Drawer has a space between the drawer and the bottom of the table for wire access/egress when the drawer is closed
- The reveal finish selection will include all interior surfaces on Open Panel bases
- For Open and Closed Panel X bases, compact Power Matrix is the only option. For Conical bases, Power Matrix is available in compact, small, and medium sizes. Please refer to the Round Tables Power Matrix Availability chart on page 14 for availability information by table size.
- Retractors are not available on Round tables
- Subtop has a hardwood rail
- Glass sections noted are for tables without power units. When power units are specified in the table, the glass sections are determined by the size of the power unit, quantity and location.

REQUIRED INFORMATION (ORDER CANNOT BE ENTERED WITHOUT THIS INFORMATION)

See appendix pages vi-vii for surface material options.

GLASS TOP


- Choose Glass Finish
- Choose Veneer Finish, if Veneer base (-VOX, -VCX, -VCI, or -VCW) is specified, if Veneer sub-top (-VAP) is specified, or if Veneer is selected for Base Reveal (-VBR). If multiple components are specified as Veneer, they will all be the same finish.
- Choose Paint Finish, if painted base (-POX, -PCX, -PCI, or -PCW) is specified, or if painted sub-top (-PAP) is specified. If multiple components are specified as painted, they will all be the same finish.
- Choose Chemetal Finish, if specified as base reveal finish (-CBB)
- Choose Powder Coat Finish, if specified as base reveal finish (-PBR)
- Choose Metal Finish, if specified as base reveal finish on Open or Closed Panel X base

STONE TOP

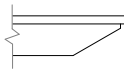
- Choose Stone Finish
- Choose Veneer Finish, if Veneer base (-VOX, -VCX, -VCI, or -VCW) is specified, if Veneer sub-top (-VAP) is specified, or if Veneer is selected for Base Reveal (-VBR). If multiple components are specified as Veneer, they will all be the same finish.
- Choose Paint Finish, if painted base (-POX, -PCX, -PCI, or -PCW) is specified, or if painted sub-top (-PAP) is specified. If multiple components are specified as painted, they will all be the same finish.
- Choose Chemetal Finish, if specified as base reveal finish (-CBB)
- Choose Powder Coat Finish, if specified as base reveal finish (-PBR)
- Choose Metal Finish, if specified as base reveal finish on Open or Closed Panel X base



VENEER TOP WITH HARDWOOD EDGE



RECTANGLE TOP



SQUARE EDGE

BASE KEY

POP	Painted Open Panel	VOP	Veneer Open Panel
PCP	Painted Closed Panel	VCP	Veneer Closed Panel
PVN	Painted Island	VVN	Veneer Island

VENEER TOP WITH HARDWOOD EDGE

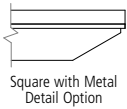
MODEL #	L x W	TOP SECTIONS	SUBTOP SECTIONS	-POP	-PCP	-PVN	-VOP	-VCP	-VVN
ACRT-9642-V-SQC	96 x 42	1	1	12,956	12,378	14,929	13,414	12,709	15,440
ACRT-9648-V-SQC	96 x 48	1	1	14,019	13,421	16,060	14,493	13,764	16,589
ACRT-10842-V-SQC	108 x 42	1	1	14,226	13,616	16,309	14,709	13,966	16,848
ACRT-10848-V-SQC	108 x 48	1	1	15,449	14,818	17,603	15,949	15,179	18,161
ACRT-10854-V-SQC	108 x 54	1	1	16,900	16,241	19,150	17,422	16,618	19,733
ACRT-12042-V-SQC	120 x 42	1	1	15,554	14,912	17,747	16,063	15,280	18,314
ACRT-12048-V-SQC	120 x 48	1	1	16,947	16,283	19,215	17,473	16,663	19,802
ACRT-12054-V-SQC	120 x 54	1	1	18,594	17,900	20,963	19,144	18,298	21,576
ACRT-13248-V-SQC	132 x 48	2	2	18,366	17,674	20,729	18,914	18,071	21,340
ACRT-13254-V-SQC	132 x 54	2	2	20,207	19,484	22,674	20,779	19,898	23,313
ACRT-14448-V-SQC	144 x 48	2	2	19,843	19,124	22,300	20,413	19,536	22,936
ACRT-14454-V-SQC	144 x 54	2	2	21,887	21,136	24,453	22,483	21,566	25,118
ACRT-14460-V-SQC	144 x 60	2	2	24,275	23,484	26,978	24,903	23,938	27,678
ACRT-15648-V-SQC	156 x 48	2	2	24,763	23,672	23,278	25,627	24,297	23,921
ACRT-15654-V-SQC	156 x 54	2	2	27,136	25,997	25,585	28,038	26,650	26,256
ACRT-15660-V-SQC	156 x 60	2	2	29,919	28,719	28,286	30,870	29,407	28,992
ACRT-16854-V-SQC	168 x 54	2	2	28,017	26,878	26,466	28,919	27,531	27,137
ACRT-16860-V-SQC	168 x 60	2	2	30,950	29,750	29,317	31,901	30,438	30,023
ACRT-18054-V-SQC	180 x 54	2	2	28,898	27,759	29,824	29,800	28,412	30,712
ACRT-18060-V-SQC	180 x 60	2	2	31,981	30,781	32,956	32,932	31,469	33,892
ACRT-19254-V-SQC	192 x 54	2	2	29,779	28,640	30,705	30,681	29,293	31,593
ACRT-19260-V-SQC	192 x 60	2	2	33,012	31,812	33,987	33,963	32,500	34,923
ACRT-19272-V-SQC	192 x 72	4	4	38,510	37,238	39,545	39,519	37,967	40,537
ACRT-20454-V-SQC	204 x 54	2	2	31,904	30,719	32,868	32,844	31,399	33,793
ACRT-20460-V-SQC	204 x 60	2	2	35,425	34,176	36,439	36,414	34,892	37,413
ACRT-20472-V-SQC	204 x 72	4	4	41,440	40,116	42,516	42,489	40,875	43,550
ACRT-21654-V-SQC	216 x 54	2	2	33,621	32,407	34,608	34,583	33,103	35,555
ACRT-21660-V-SQC	216 x 60	2	2	37,388	36,109	38,427	38,401	36,842	39,425
ACRT-21672-V-SQC	216 x 72	4	4	43,849	42,492	44,951	44,923	43,270	46,009
ACRT-22854-V-SQC	228 x 54	2	2	34,889	33,664	35,886	35,861	34,366	36,842
ACRT-22860-V-SQC	228 x 60	2	2	38,853	37,562	39,902	39,876	38,302	40,910
ACRT-22872-V-SQC	228 x 72	4	4	45,679	44,310	46,792	46,764	45,094	47,860
ACRT-24054-V-SQC	240 x 54	2	2	36,244	35,004	37,251	37,226	35,715	38,219
ACRT-24060-V-SQC	240 x 60	2	2	40,414	39,109	41,475	41,449	39,857	42,494
ACRT-24072-V-SQC	240 x 72	4	4	47,623	46,238	48,748	48,720	47,032	49,829

MATERIAL SELECTIONS

	CODE	PRICE		
Subtop Finish Options:				
Paint	-PAP	No Charge	96"-120" Tables	132"-156" Tables
Veneer	-VAP	No Charge		
			168"-192" Tables	204"-240" Tables
			No Charge	No Charge
			No Charge	No Charge
Base Reveal Finish Options:				
Powder Coat	-PBR	No Charge	2-BASE TABLES (144" AND UNDER)	3-BASE TABLES
Veneer	-VBR	\$1,841		No Charge
Clear Anodized	-CABR	No Charge		\$2,762
Polished Stainless	-APSBR	\$2,239		No Charge
Blackened Nickel	-ABNBR	\$2,239		\$3,357
Chemetal	-CBR	\$2,239		\$3,357
Satin Bronze Plating	-SBPBR	\$2,239		\$3,357
				NOTES
				Powder Coat is the only base reveal finish option available on Island Bases

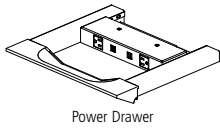


VENEER TOP WITH HARDWOOD EDGE

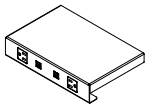


Square with Metal Detail Option

OPTIONS	CODE	PRICE			
Subtop Metal Detail Options:					
Powder Coat	-MTPB	\$1,122	96"-120" Tables	132"-156" Tables	168"-192" Tables
Polished Stainless	-MTAPS	\$1,584		\$1,188	\$1,256
Clear Anodized	-MTCA	\$1,122		\$1,760	\$1,938
				\$1,188	\$1,256
					\$1,320
					\$2,105
					\$1,320
Power & Data Options:			See page 15 and 75-83		
Power Drawer Options:					
96" Tables	-PD4C	\$7,011	Includes 4 Power Drawers		
108"-132" Tables	-PD6C	\$10,515	Includes 6 Power Drawers		
144"-168" Tables	-PD8C	\$14,019	Includes 8 Power Drawers		
180"-240" Tables	-PD10C	\$17,523	Includes 10 Power Drawers		
Remove Power from (1) Power Drawer	-PD0	Deduct \$864	Adds 10" of storage space		
Low Profile Perimeter Power Options:					
96" Tables	-LPP4C	\$4,606	Includes 4 Low Profile Perimeter Power Units		
108"-132" Tables	-LPP6C	\$6,908	Includes 6 Low Profile Perimeter Power Units		
144"-168" Tables	-LPP8C	\$9,097	Includes 8 Low Profile Perimeter Power Units		
180"-240" Tables	-LPP10C	\$11,513	Includes 10 Low Profile Perimeter Power Units		
Lighted Low Profile Perimeter Power Options:					
Provides LED downlighting to illuminate faceplate					
96" Tables	-LTTP4C	\$6,299	Includes 4 Low Profile Perimeter Power Units with LED lighted option		
108"-132" Tables	-LTTP6C	\$9,247	Includes 6 Low Profile Perimeter Power Units with LED lighted option		
144"-168" Tables	-LTTP8C	\$12,193	Includes 8 Low Profile Perimeter Power Units with LED lighted option		
180"-240" Tables	-LTTP10C	\$15,140	Includes 10 Low Profile Perimeter Power Units with LED lighted option		
Wireless Charging (Table Top Power) Options:					
96"	-WCH	\$1,625	96" include 4 Charging Units		
108"-132" Tables	-WCH	\$2,436	108"-132" include 6 Charging Units		
144"-168" Tables	-WCH	\$3,248	144"-168" include 8 Charging Units		
180"-240" Tables	-WCH	\$4,032	180"-240" include 10 Charging Units		
Field-Wired:					
	-FW	No Charge	Not available with Lighted Low Profile Perimeter Power		



Power Drawer



Low Profile Perimeter Power

GENERAL INFORMATION

- Top sections noted are for tables without Power Matrix units. When Power Matrix units are specified on the table, the top sections are determined by the size of the table and the size and quantity of the Power Matrix units. Please refer to page 15 for section information with Power Matrix units.
- Subtop sections listed are for tables with no power drawers or low profile perimeter power
- Veneer on base panels is vertical
- Subtop is set back 1/4" from edge of the table top
- Subtop is only available in Paint finish (-PAP) option when Paldao veneer finish is selected for the top
- Wireless charging can be specified with any other power option on the same table
- Faceplate of the Low Profile Perimeter Power will default to beam color unless otherwise specified
- Metal detail option can be any metal finish (except Chemetal)
- Power Drawer and Low Profile Perimeter Power locations are set within the subtop and are in pre-determined quantities based on the size of the table and are in pre-determined quantities based on the size of the table
- Power Drawers and Perimeter Power Units have (2) Simplex / (2) USB-A+C Chargers on the long sides of the table and (1) Simplex / (1) USB-A+C Charger / (2) Modular AV Inserts/Plates on the ends of the table
- If any finish other than Powder Coat is selected on the base reveal, the 3/4" above and below the base panels defaults to black if no other selection is made
- Power Drawer face is hardwood
- Power Drawer bottom defaults to Knoll Felt - Pewter
- Subtop has a hardwood rail
- Power Drawer has a space between the drawer and the bottom of the table for wire access/egress when the drawer is closed
- The reveal finish selection will include all interior surfaces on Open Panel bases
- Powder coat is the only option for the Island Base Reveal
- An optional Wire Chase column can be specified for more robust wire management needs on tables 96"-144"L with an Open or Closed Panel Base. See pages 29 and 38 for additional information.


REQUIRED INFORMATION (ORDER CANNOT BE ENTERED WITHOUT THIS INFORMATION)

See appendix pages vi-vii for surface material options.

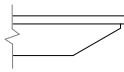
- Choose Veneer Finish
- Choose Metal Finish for Beam
- Choose Paint Finish, if painted base (-POP, -PCP or -PVN) is specified, or if painted sub-top (-PAP) is specified. If multiple components are specified as painted, they will all be the same finish.
- Choose Chemetal Finish, if specified as base reveal finish (-CBB)



LAMINATE TOP WITH HARDWOOD EDGE



RECTANGLE TOP



SQUARE EDGE

BASE KEY

POP	Painted Open Panel	VOP	Veneer Open Panel
PCP	Painted Closed Panel	VCP	Veneer Closed Panel
PVN	Painted Island	VVN	Veneer Island

LAMINATE TOP WITH HARDWOOD EDGE

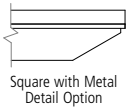
MODEL #	L x W	TOP SECTIONS	SUBTOP SECTIONS	-POP	-PCP	-PVN	-VOP	-VCP	-VVN
ACRT-9642-P-SQC	96 x 42	1	1	12,503	11,945	14,407	12,945	12,265	14,900
ACRT-9648-P-SQC	96 x 48	1	1	13,529	12,952	15,498	13,986	13,283	16,009
ACRT-10842-P-SQC	108 x 42	1	1	13,729	13,140	15,739	14,195	13,478	16,259
ACRT-10848-P-SQC	108 x 48	1	1	14,909	14,300	16,987	15,391	14,648	17,526
ACRT-10854-P-SQC	108 x 54	1	1	16,309	15,673	18,480	16,813	16,037	19,043
ACRT-12042-P-SQC	120 x 42	1	1	15,010	14,391	17,126	15,501	14,746	17,674
ACRT-12048-P-SQC	120 x 48	1	1	16,354	15,714	18,543	16,862	16,080	19,109
ACRT-12054-P-SQC	120 x 54	1	1	17,944	17,274	20,230	18,474	17,658	20,821
ACRT-13248-P-SQC	132 x 48	2	2	17,724	17,056	20,004	18,253	17,439	20,594
ACRT-13254-P-SQC	132 x 54	2	2	19,500	18,803	21,881	20,052	19,202	22,498
ACRT-14448-P-SQC	144 x 48	2	2	19,149	18,455	21,520	19,699	18,853	22,134
ACRT-14454-P-SQC	144 x 54	2	2	21,121	20,397	23,598	21,697	20,812	24,239
ACRT-14460-P-SQC	144 x 60	2	2	23,426	22,663	26,034	24,032	23,101	26,710
ACRT-15648-P-SQC	156 x 48	2	2	23,897	22,844	22,464	24,731	23,447	23,084
ACRT-15654-P-SQC	156 x 54	2	2	26,187	25,088	24,690	27,057	25,718	25,338
ACRT-15660-P-SQC	156 x 60	2	2	28,872	27,714	27,296	29,790	28,378	27,978
ACRT-16854-P-SQC	168 x 54	2	2	27,037	25,938	25,540	27,907	26,568	26,188
ACRT-16860-P-SQC	168 x 60	2	2	29,867	28,709	28,291	30,785	29,373	28,973
ACRT-18054-P-SQC	180 x 54	2	2	27,887	26,788	28,781	28,757	27,418	29,638
ACRT-18060-P-SQC	180 x 60	2	2	30,862	29,704	31,803	31,780	30,368	32,706
ACRT-19254-P-SQC	192 x 54	2	2	28,737	27,638	29,631	29,608	28,268	30,488
ACRT-19260-P-SQC	192 x 60	2	2	31,857	30,699	32,798	32,775	31,363	33,701
ACRT-19272-P-SQC	192 x 72	4	4	37,163	35,935	38,161	38,136	36,639	39,119
ACRT-20454-P-SQC	204 x 54	2	2	30,788	29,644	31,718	31,695	30,301	32,611
ACRT-20460-P-SQC	204 x 60	2	2	34,186	32,980	35,164	35,140	33,671	36,104
ACRT-20472-P-SQC	204 x 72	4	4	39,990	38,712	41,028	41,002	39,445	42,026
ACRT-21654-P-SQC	216 x 54	2	2	32,445	31,273	33,397	33,373	31,945	34,311
ACRT-21660-P-SQC	216 x 60	2	2	36,080	34,846	37,083	37,057	35,553	38,046
ACRT-21672-P-SQC	216 x 72	4	4	42,315	41,005	43,378	43,351	41,756	44,399
ACRT-22854-P-SQC	228 x 54	2	2	33,668	32,486	34,630	34,606	33,164	35,553
ACRT-22860-P-SQC	228 x 60	2	2	37,494	36,248	38,506	38,481	36,962	39,479
ACRT-22872-P-SQC	228 x 72	4	4	44,081	42,760	45,155	45,128	43,516	46,185
ACRT-24054-P-SQC	240 x 54	2	2	34,976	33,779	35,948	35,924	34,465	36,882
ACRT-24060-P-SQC	240 x 60	2	2	39,000	37,741	40,024	39,999	38,463	41,007
ACRT-24072-P-SQC	240 x 72	4	4	45,957	44,620	47,042	47,015	45,386	48,085

MATERIAL SELECTIONS

	CODE	PRICE		
Subtop Finish Options:				
Paint	-PAP	No Charge	96"-120" Tables	132"-156" Tables
Veneer	-VAP	No Charge		
			168"-192" Tables	204"-240" Tables
			No Charge	No Charge
			No Charge	No Charge
Base Reveal Finish Options:				
Powder Coat	-PBR	No Charge	2-BASE TABLES (144" AND UNDER)	3-BASE TABLES
Veneer	-VBR	\$1,841		
Clear Anodized	-CABR	No Charge		
Polished Stainless	-APSB	\$2,239		
Blackened Nickel	-ABNBR	\$2,239		
Chemetal	-CBR	\$2,239		
Satin Bronze Plating	-SBPBR	\$2,239		
				NOTES
				Powder Coat is the only base reveal finish option available on Island Bases

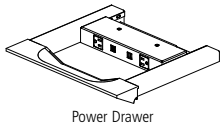


LAMINATE TOP WITH HARDWOOD EDGE

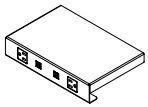


Square with Metal Detail Option

OPTIONS	CODE	PRICE			
Subtop Metal Detail Options:					
Powder Coat	-MTPB	96"-120" Tables	132"-156" Tables	168"-192" Tables	204"-240" Tables
Polished Stainless	-MTAPS	\$1,122	\$1,188	\$1,256	\$1,320
Clear Anodized	-MTCA	\$1,584	\$1,760	\$1,938	\$2,105
		\$1,122	\$1,188	\$1,256	\$1,320
Power & Data Options:		See page 17 and 75-83			
Power Drawer Options:					
96" Tables	-PD4C	\$7,011	Includes 4 Power Drawers		
108"-132" Tables	-PD6C	\$10,515	Includes 6 Power Drawers		
144"-168" Tables	-PD8C	\$14,019	Includes 8 Power Drawers		
180"-240" Tables	-PD10C	\$17,523	Includes 10 Power Drawers		
Remove Power from (1) Power Drawer	-PD0	Deduct \$864	Adds 10" of storage space		
Low Profile Perimeter Power Options:					
96" Tables	-LPP4C	\$4,606	Includes 4 Low Profile Perimeter Power Units		
108"-132" Tables	-LPP6C	\$6,908	Includes 6 Low Profile Perimeter Power Units		
144"-168" Tables	-LPP8C	\$9,097	Includes 8 Low Profile Perimeter Power Units		
180"-240" Tables	-LPP10C	\$11,513	Includes 10 Low Profile Perimeter Power Units		
Lighted Low Profile Perimeter Power Options:					
Provides LED downlighting to illuminate faceplate					
96" Tables	-LTPP4C	\$6,299	Includes 4 Low Profile Perimeter Power Units with LED lighted option		
108"-132" Tables	-LTPP6C	\$9,247	Includes 6 Low Profile Perimeter Power Units with LED lighted option		
144"-168" Tables	-LTPP8C	\$12,193	Includes 8 Low Profile Perimeter Power Units with LED lighted option		
180"-240" Tables	-LTPP10C	\$15,140	Includes 10 Low Profile Perimeter Power Units with LED lighted option		
Field-Wired:	-FW	No Charge	Not available with Lighted Low Profile Perimeter Power		



Power Drawer



Low Profile Perimeter Power

GENERAL INFORMATION

- Top sections noted are for tables without Power Matrix units. When Power Matrix units are specified on the table, the top sections are determined by the size of the table and the size and quantity of the Power Matrix units. Please refer to page 17 for section information with Power Matrix units.
- Subtop sections listed are for tables with no power drawers or low profile perimeter power
- Veneer on base panels is vertical
- Subtop is set back 1/4" from edge of the table top
- Wireless charging can be specified with any other power option on the same table
- Faceplate of the Low Profile Perimeter Power will default to beam color unless otherwise specified
- Metal detail option can be any metal finish (except Chemetal)
- Power Drawer and Low Profile Perimeter Power locations are set within the subtop and are in pre-determined quantities based on the size of the table
- Power Drawers and Perimeter Power Units have (2) Simplex / (2) USB-A+C Chargers on the long sides of the table and (1) Simplex / (1) USB-A+C Charger / (2) Modular AV Inserts/Plates on the ends of the table
- If any finish other than Powder Coat is selected on the base reveal, the 3/4" above and below the base panels defaults to black if no other selection is made
- Power Drawer face is hardwood
- Power Drawer bottom defaults to Knoll Felt - Pewter
- Subtop has a hardwood rail
- Power Drawer has a space between the drawer and the bottom of the table for wire access/egress when the drawer is closed
- The reveal finish selection will include all interior surfaces on Open Panel bases
- Powder coat is the only option for the Island Base Reveal
- An optional Wire Chase column can be specified for more robust wire management needs on tables 96"-144" L with an Open or Closed Panel Base. See pages 29 and 38 for additional information.


REQUIRED INFORMATION (ORDER CANNOT BE ENTERED WITHOUT THIS INFORMATION)

See appendix pages vi-vii for surface material options.

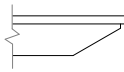
- Choose Laminate Finish
- Choose Veneer Finish
- Choose Metal Finish for Beam
- Choose Paint Finish, if painted base (-POP, -PCP or -PVN) is specified, or if painted sub-top (-PAP) is specified. If multiple components are specified as painted, they will all be the same finish.
- Choose Chemetal Finish, if specified as base reveal finish (-CBR)



LAMINATE TOP WITH SQUARE EDGE



RECTANGLE TOP



SQUARE EDGE

BASE KEY

POP	Painted Open Panel	VOP	Veneer Open Panel
PCP	Painted Closed Panel	VCP	Veneer Closed Panel
PVN	Painted Island	VVN	Veneer Island

LAMINATE TOP WITH SQUARE EDGE

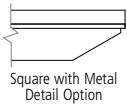
MODEL #	L x W	TOP SECTIONS	SUBTOP SECTIONS	-POP	-PCP	-PVN	-VOP	-VCP	-VVN
ACRT-9642-PE-SQC	96 x 42	1	1	11,985	11,450	13,810	12,408	11,756	14,282
ACRT-9648-PE-SQC	96 x 48	1	1	12,968	12,415	14,856	13,407	12,732	15,345
ACRT-10842-PE-SQC	108 x 42	1	1	13,160	12,595	15,086	13,606	12,919	15,585
ACRT-10848-PE-SQC	108 x 48	1	1	14,291	13,707	16,283	14,753	14,041	16,799
ACRT-10854-PE-SQC	108 x 54	1	1	15,633	15,023	17,714	16,116	15,372	18,254
ACRT-12042-PE-SQC	120 x 42	1	1	14,388	13,794	16,416	14,859	14,134	16,941
ACRT-12048-PE-SQC	120 x 48	1	1	15,676	15,062	17,774	16,163	15,414	18,317
ACRT-12054-PE-SQC	120 x 54	1	1	17,200	16,558	19,391	17,709	16,926	19,958
ACRT-13248-PE-SQC	132 x 48	2	2	16,989	16,349	19,175	17,496	16,716	19,740
ACRT-13254-PE-SQC	132 x 54	2	2	18,692	18,023	20,974	19,221	18,406	21,565
ACRT-14448-PE-SQC	144 x 48	2	2	18,355	17,690	20,628	18,883	18,071	21,216
ACRT-14454-PE-SQC	144 x 54	2	2	20,246	19,551	22,620	20,797	19,949	23,235
ACRT-14460-PE-SQC	144 x 60	2	2	22,455	21,723	24,955	23,036	22,143	25,603
ACRT-15648-PE-SQC	156 x 48	2	2	22,906	21,897	21,533	23,705	22,475	22,127
ACRT-15654-PE-SQC	156 x 54	2	2	25,101	24,048	23,667	25,936	24,652	24,287
ACRT-15660-PE-SQC	156 x 60	2	2	27,676	26,566	26,165	28,555	27,202	26,818
ACRT-16854-PE-SQC	168 x 54	2	2	25,916	24,863	24,482	26,751	25,467	25,102
ACRT-16860-PE-SQC	168 x 60	2	2	28,629	27,519	27,119	29,509	28,156	27,772
ACRT-18054-PE-SQC	180 x 54	2	2	26,731	25,678	27,588	27,565	26,282	28,409
ACRT-18060-PE-SQC	180 x 60	2	2	29,583	28,473	30,485	30,463	29,109	31,351
ACRT-19254-PE-SQC	192 x 54	2	2	27,546	26,492	28,403	28,380	27,097	29,224
ACRT-19260-PE-SQC	192 x 60	2	2	30,537	29,427	31,438	31,416	30,063	32,304
ACRT-19272-PE-SQC	192 x 72	4	4	35,622	34,446	36,580	36,556	35,120	37,497
ACRT-20454-PE-SQC	204 x 54	2	2	29,512	28,416	30,403	30,381	29,045	31,259
ACRT-20460-PE-SQC	204 x 60	2	2	32,769	31,613	33,707	33,683	32,276	34,608
ACRT-20472-PE-SQC	204 x 72	4	4	38,332	37,108	39,328	39,303	37,810	40,284
ACRT-21654-PE-SQC	216 x 54	2	2	31,100	29,977	32,013	31,990	30,621	32,889
ACRT-21660-PE-SQC	216 x 60	2	2	34,584	33,401	35,545	35,521	34,079	36,469
ACRT-21672-PE-SQC	216 x 72	4	4	40,561	39,306	41,580	41,554	40,025	42,559
ACRT-22854-PE-SQC	228 x 54	2	2	32,273	31,140	33,195	33,172	31,789	34,079
ACRT-22860-PE-SQC	228 x 60	2	2	35,940	34,745	36,910	36,886	35,430	37,842
ACRT-22872-PE-SQC	228 x 72	4	4	42,254	40,987	43,283	43,257	41,712	44,271
ACRT-24054-PE-SQC	240 x 54	2	2	33,526	32,379	34,458	34,435	33,037	35,353
ACRT-24060-PE-SQC	240 x 60	2	2	37,383	36,176	38,365	38,341	36,868	39,307
ACRT-24072-PE-SQC	240 x 72	4	4	44,052	42,771	45,092	45,066	43,505	46,092

MATERIAL SELECTIONS

	CODE	PRICE	
Subtop Finish Options:			
Paint	-PAP	No Charge	96"-120" Tables
Veneer	-VAP	No Charge	132"-156" Tables
			168"-192" Tables
			204"-240" Tables
Base Reveal Finish Options:			
Powder Coat	-PBR	No Charge	2-BASE TABLES (144" AND UNDER)
Veneer	-VBR	\$1,841	3-BASE TABLES
Clear Anodized	-CABR	No Charge	NOTES
Polished Stainless	-APSB	\$2,239	Powder Coat is the only base reveal finish option available on Island Bases
Blackened Nickel	-ABNBR	\$2,239	
Chemetal	-CBR	\$2,239	
Satin Bronze Plating	-SBPBR	\$2,239	

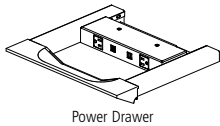


LAMINATE TOP WITH SQUARE EDGE

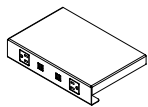


Square with Metal Detail Option

OPTIONS	CODE	PRICE			
Subtop Metal Detail Options:					
Powder Coat	-MTPB	96"-120" Tables	132"-156" Tables	168"-192" Tables	204"-240" Tables
Polished Stainless	-MTAPS	\$1,122	\$1,188	\$1,256	\$1,320
Clear Anodized	-MTCA	\$1,584	\$1,760	\$1,938	\$2,105
		\$1,122	\$1,188	\$1,256	\$1,320
Power & Data Options:		See page 17 and 75-83			
Power Drawer Options:					
96" Tables	-PD4C	\$7,011	Includes 4 Power Drawers		
108"-132" Tables	-PD6C	\$10,515	Includes 6 Power Drawers		
144"-168" Tables	-PD8C	\$14,019	Includes 8 Power Drawers		
180"-240" Tables	-PD10C	\$17,523	Includes 10 Power Drawers		
Remove Power from (1) Power Drawer	-PD0	Deduct \$864	Adds 10" of storage space		
Low Profile Perimeter Power Options:					
96" Tables	-LPP4C	\$4,606	Includes 4 Low Profile Perimeter Power Units		
108"-132" Tables	-LPP6C	\$6,908	Includes 6 Low Profile Perimeter Power Units		
144"-168" Tables	-LPP8C	\$9,097	Includes 8 Low Profile Perimeter Power Units		
180"-240" Tables	-LPP10C	\$11,513	Includes 10 Low Profile Perimeter Power Units		
Lighted Low Profile Perimeter Power Options:					
Provides LED downlighting to illuminate faceplate					
96" Tables	-LTPP4C	\$6,299	Includes 4 Low Profile Perimeter Power Units with LED lighted option		
108"-132" Tables	-LTPP6C	\$9,247	Includes 6 Low Profile Perimeter Power Units with LED lighted option		
144"-168" Tables	-LTPP8C	\$12,193	Includes 8 Low Profile Perimeter Power Units with LED lighted option		
180"-240" Tables	-LTPP10C	\$15,140	Includes 10 Low Profile Perimeter Power Units with LED lighted option		
Field-Wired:	-FW	No Charge	Not available with Lighted Low Profile Perimeter Power		



Power Drawer



Low Profile Perimeter Power

GENERAL INFORMATION

- Top sections noted are for tables without Power Matrix units. When Power Matrix units are specified on the table, the top sections are determined by the size of the table and the size and quantity of the Power Matrix units. Please refer to page 17 for section information with Power Matrix units.
- Subtop sections listed are for tables with no power drawers or low profile perimeter power
- Veneer on base panels is vertical
- Subtop is set back 1/4" from edge of the table top
- Wireless charging can be specified with any other power option on the same table
- Faceplate of the Low Profile Perimeter Power will default to beam color unless otherwise specified
- Metal detail option can be any metal finish (except Chemetal)
- Power Drawer and Low Profile Perimeter Power locations are set within the subtop and are in pre-determined quantities based on the size of the table
- Power Drawers and Perimeter Power Units have (2) Simplex / (2) USB-A+C Chargers on the long sides of the table and (1) Simplex / (1) USB-A+C Charger / (2) Modular AV Inserts/Plates on the ends of the table
- If any finish other than Powder Coat is selected on the base reveal, the 3/4" above and below the base panels defaults to black if no other selection is made
- Power Drawer face is hardwood
- Power Drawer bottom defaults to Knoll Felt - Pewter
- Subtop has a hardwood rail
- Power Drawer has a space between the drawer and the bottom of the table for wire access/egress when the drawer is closed
- The reveal finish selection will include all interior surfaces on Open Panel bases
- Powder coat is the only option for the Island Base Reveal
- An optional Wire Chase column can be specified for more robust wire management needs on tables 96"-144" L with an Open or Closed Panel Base. See pages 29 and 38 for additional information.


REQUIRED INFORMATION (ORDER CANNOT BE ENTERED WITHOUT THIS INFORMATION)

See appendix pages vi-vii for surface material options.

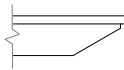
- Choose Laminate Finish
- Choose Edge Band Finish
- Choose Metal Finish for Beam
- Choose Paint Finish, if painted base (-POP, -PCP or -PVN) is specified, or if painted sub-top (-PAP) is specified. If multiple components are specified as painted, they will all be the same finish.
- Choose Chemetal Finish, if specified as base reveal finish (-CBR)



FENIX TOP WITH HARDWOOD EDGE



RECTANGLE TOP



SQUARE EDGE

BASE KEY

POP	Painted Open Panel	VOP	Veneer Open Panel
PCP	Painted Closed Panel	VCP	Veneer Closed Panel
PVN	Painted Island	VVN	Veneer Island

FENIX TOP WITH HARDWOOD EDGE

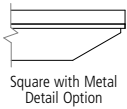
MODEL #	L x W	TOP SECTIONS	SUBTOP SECTIONS	-POP	-PCP	-PVN	-VOP	-VCP	-VVN
ACRT-9642-X-SQC	96 x 42	1	1	13,734	13,121	15,825	14,219	13,472	16,367
ACRT-9648-X-SQC	96 x 48	1	1	14,861	14,227	17,024	15,363	14,590	17,585
ACRT-10842-X-SQC	108 x 42	1	1	15,080	14,433	17,288	15,592	14,804	17,859
ACRT-10848-X-SQC	108 x 48	1	1	16,376	15,708	18,660	16,906	16,090	19,251
ACRT-10854-X-SQC	108 x 54	1	1	17,914	17,216	20,299	18,468	17,616	20,917
ACRT-12042-X-SQC	120 x 42	1	1	16,488	15,807	18,812	17,027	16,197	19,413
ACRT-12048-X-SQC	120 x 48	1	1	17,964	17,260	20,368	18,522	17,663	20,991
ACRT-12054-X-SQC	120 x 54	1	1	19,710	18,974	22,221	20,293	19,396	22,871
ACRT-13248-X-SQC	132 x 48	2	2	19,468	18,735	21,973	20,049	19,156	22,621
ACRT-13254-X-SQC	132 x 54	2	2	21,420	20,654	24,035	22,026	21,092	24,712
ACRT-14448-X-SQC	144 x 48	2	2	21,034	20,272	23,638	21,638	20,709	24,313
ACRT-14454-X-SQC	144 x 54	2	2	23,201	22,405	25,921	23,832	22,860	26,626
ACRT-14460-X-SQC	144 x 60	2	2	25,732	24,894	28,597	26,398	25,375	29,339
ACRT-15648-X-SQC	156 x 48	2	2	26,249	25,093	24,675	27,165	25,755	25,357
ACRT-15654-X-SQC	156 x 54	2	2	28,765	27,557	27,121	29,721	28,249	27,832
ACRT-15660-X-SQC	156 x 60	2	2	31,715	30,443	29,984	32,723	31,172	30,732
ACRT-16854-X-SQC	168 x 54	2	2	29,699	28,491	28,054	30,655	29,183	28,766
ACRT-16860-X-SQC	168 x 60	2	2	32,807	31,535	31,077	33,816	32,265	31,825
ACRT-18054-X-SQC	180 x 54	2	2	30,632	29,425	31,614	31,588	30,117	32,555
ACRT-18060-X-SQC	180 x 60	2	2	33,900	32,628	34,934	34,908	33,358	35,926
ACRT-19254-X-SQC	192 x 54	2	2	31,566	30,359	32,548	32,522	31,051	33,489
ACRT-19260-X-SQC	192 x 60	2	2	34,993	33,721	36,027	36,001	34,450	37,019
ACRT-19272-X-SQC	192 x 72	4	4	40,821	39,473	41,918	41,891	40,246	42,970
ACRT-20454-X-SQC	204 x 54	2	2	33,819	32,563	34,841	34,815	33,283	35,821
ACRT-20460-X-SQC	204 x 60	2	2	37,551	36,227	38,626	38,599	36,986	39,658
ACRT-20472-X-SQC	204 x 72	4	4	43,927	42,523	45,067	45,039	43,328	46,163
ACRT-21654-X-SQC	216 x 54	2	2	35,639	34,352	36,685	36,658	35,090	37,689
ACRT-21660-X-SQC	216 x 60	2	2	39,632	38,276	40,733	40,706	39,053	41,791
ACRT-21672-X-SQC	216 x 72	4	4	46,480	45,042	47,649	47,619	45,867	48,770
ACRT-22854-X-SQC	228 x 54	2	2	36,983	35,684	38,040	38,013	36,428	39,053
ACRT-22860-X-SQC	228 x 60	2	2	41,185	39,816	42,297	42,269	40,601	43,365
ACRT-22872-X-SQC	228 x 72	4	4	48,420	46,969	49,600	49,570	47,800	50,732
ACRT-24054-X-SQC	240 x 54	2	2	38,419	37,105	39,487	39,460	37,858	40,513
ACRT-24060-X-SQC	240 x 60	2	2	42,839	41,456	43,964	43,936	42,249	45,044
ACRT-24072-X-SQC	240 x 72	4	4	50,481	49,013	51,673	51,644	49,854	52,819

MATERIAL SELECTIONS

	CODE	PRICE			
Subtop Finish Options:					
Paint	-PAP	No Charge	96"-120" Tables	132"-156" Tables	168"-192" Tables
Veneer	-VAP	No Charge			204"-240" Tables
			No Charge	No Charge	No Charge
			No Charge	No Charge	No Charge
Base Reveal Finish Options:					
Powder Coat	-PBR	No Charge	2-BASE TABLES (144" AND UNDER)		3-BASE TABLES
Veneer	-VBR	\$1,841			No Charge
Clear Anodized	-CABR	No Charge			\$2,762
Polished Stainless	-APSB	\$2,239			No Charge
Blackened Nickel	-ABNBR	\$2,239			\$3,357
Chemetal	-CBR	\$2,239			\$3,357
Satin Bronze Plating	-SBPBR	\$2,239			\$3,357
					NOTES
					Powder Coat is the only base reveal finish option available on Island Bases

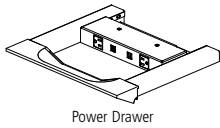


FENIX TOP WITH HARDWOOD EDGE

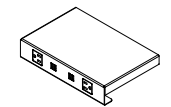


Square with Metal Detail Option

OPTIONS	CODE	PRICE			
Subtop Metal Detail Options:					
Powder Coat	-MTPB	96"-120" Tables	132"-156" Tables	168"-192" Tables	204"-240" Tables
Polished Stainless	-MTAPS	\$1,122	\$1,188	\$1,256	\$1,320
Clear Anodized	-MTCA	\$1,584	\$1,760	\$1,938	\$2,105
		\$1,122	\$1,188	\$1,256	\$1,320
Power & Data Options:		See page 17 and 75-83			
Power Drawer Options:					
96" Tables	-PD4C	\$7,011	Includes 4 Power Drawers		
108"-132" Tables	-PD6C	\$10,515	Includes 6 Power Drawers		
144"-168" Tables	-PD8C	\$14,019	Includes 8 Power Drawers		
180"-240" Tables	-PD10C	\$17,523	Includes 10 Power Drawers		
Remove Power from (1) Power Drawer	-PD0	Deduct \$864	Adds 10" of storage space		
Low Profile Perimeter Power Options:					
96" Tables	-LPP4C	\$4,606	Includes 4 Low Profile Perimeter Power Units		
108"-132" Tables	-LPP6C	\$6,908	Includes 6 Low Profile Perimeter Power Units		
144"-168" Tables	-LPP8C	\$9,097	Includes 8 Low Profile Perimeter Power Units		
180"-240" Tables	-LPP10C	\$11,513	Includes 10 Low Profile Perimeter Power Units		
Lighted Low Profile Perimeter Power Options:					
Provides LED downlighting to illuminate faceplate					
96" Tables	-LTPP4C	\$6,299	Includes 4 Low Profile Perimeter Power Units with LED lighted option		
108"-132" Tables	-LTPP6C	\$9,247	Includes 6 Low Profile Perimeter Power Units with LED lighted option		
144"-168" Tables	-LTPP8C	\$12,193	Includes 8 Low Profile Perimeter Power Units with LED lighted option		
180"-240" Tables	-LTPP10C	\$15,140	Includes 10 Low Profile Perimeter Power Units with LED lighted option		
Field-Wired:	-FW	No Charge	Not available with Lighted Low Profile Perimeter Power		



Power Drawer



Low Profile Perimeter Power

GENERAL INFORMATION

- Top sections noted are for tables without Power Matrix units. When Power Matrix units are specified on the table, the top sections are determined by the size of the table and the size and quantity of the Power Matrix units. Please refer to page 17 for section information with Power Matrix units.
- Subtop sections listed are for tables with no power drawers or low profile perimeter power
- Veneer on base panels is vertical
- Subtop is set back 1/4" from edge of the table top
- Wireless charging can be specified with any other power option on the same table
- Faceplate of the Low Profile Perimeter Power will default to beam color unless otherwise specified
- Metal detail option can be any metal finish (except Chemetal)
- Power Drawer and Low Profile Perimeter Power locations are set within the subtop and are in pre-determined quantities based on the size of the table
- Power Drawers and Perimeter Power Units have (2) Simplex / (2) USB-A+C Chargers on the long sides of the table and (1) Simplex / (1) USB-A+C Charger / (2) Modular AV Inserts/Plates on the ends of the table
- If any finish other than Powder Coat is selected on the base reveal, the 3/4" above and below the base panels defaults to black if no other selection is made
- Power Drawer face is hardwood
- Power Drawer bottom defaults to Knoll Felt - Pewter
- Subtop has a hardwood rail
- Power Drawer has a space between the drawer and the bottom of the table for wire access/egress when the drawer is closed
- The reveal finish selection will include all interior surfaces on Open Panel bases
- Powder coat is the only option for the Island Base Reveal
- An optional Wire Chase column can be specified for more robust wire management needs on tables 96"-144" L with an Open or Closed Panel Base. See pages 29 and 38 for additional information.


REQUIRED INFORMATION (ORDER CANNOT BE ENTERED WITHOUT THIS INFORMATION)

See appendix pages vi-vii for surface material options.

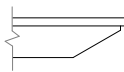
- Choose Fenix Finish
- Choose Veneer Finish
- Choose Metal Finish for Beam
- Choose Paint Finish, if painted base (-POP, -PCP or -PVN) is specified, or if painted sub-top (-PAP) is specified. If multiple components are specified as painted, they will all be the same finish.
- Choose Chemetal Finish, if specified as base reveal finish (-CBR)



FENIX TOP WITH EDGE BAND



RECTANGLE TOP



SQUARE EDGE

BASE KEY

POP	Painted Open Panel	VOP	Veneer Open Panel
PCP	Painted Closed Panel	VCP	Veneer Closed Panel
PVN	Painted Island	VVN	Veneer Island

FENIX TOP WITH EDGE BAND

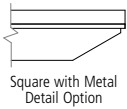
MODEL #	L x W	TOP SECTIONS	SUBTOP SECTIONS	-POP	-PCP	-PVN	-VOP	-VCP	-VVN
ACRT-9642-XE-SQC	96 x 42	1	1	13,475	12,874	15,527	13,951	13,218	16,058
ACRT-9648-XE-SQC	96 x 48	1	1	14,580	13,958	16,703	15,073	14,315	17,253
ACRT-10842-XE-SQC	108 x 42	1	1	14,796	14,161	16,962	15,298	14,525	17,522
ACRT-10848-XE-SQC	108 x 48	1	1	16,067	15,411	18,308	16,587	15,787	18,888
ACRT-10854-XE-SQC	108 x 54	1	1	17,576	16,891	19,916	18,119	17,283	20,523
ACRT-12042-XE-SQC	120 x 42	1	1	16,177	15,509	18,457	16,706	15,892	19,047
ACRT-12048-XE-SQC	120 x 48	1	1	17,625	16,935	19,984	18,172	17,330	20,595
ACRT-12054-XE-SQC	120 x 54	1	1	19,338	18,616	21,802	19,910	19,030	22,440
ACRT-13248-XE-SQC	132 x 48	2	2	19,101	18,381	21,559	19,671	18,794	22,194
ACRT-13254-XE-SQC	132 x 54	2	2	21,016	20,264	23,581	21,611	20,694	24,246
ACRT-14448-XE-SQC	144 x 48	2	2	20,637	19,889	23,192	21,230	20,318	23,854
ACRT-14454-XE-SQC	144 x 54	2	2	22,763	21,982	25,432	23,383	22,429	26,123
ACRT-14460-XE-SQC	144 x 60	2	2	25,246	24,424	28,058	25,900	24,896	28,786
ACRT-15648-XE-SQC	156 x 48	2	2	25,754	24,619	24,210	26,653	25,269	24,878
ACRT-15654-XE-SQC	156 x 54	2	2	28,222	27,037	26,609	29,160	27,716	27,307
ACRT-15660-XE-SQC	156 x 60	2	2	31,116	29,868	29,418	32,105	30,584	30,152
ACRT-16854-XE-SQC	168 x 54	2	2	29,138	27,954	27,525	30,076	28,633	28,223
ACRT-16860-XE-SQC	168 x 60	2	2	32,188	30,940	30,490	33,178	31,656	31,224
ACRT-18054-XE-SQC	180 x 54	2	2	30,054	28,870	31,017	30,992	29,549	31,941
ACRT-18060-XE-SQC	180 x 60	2	2	33,261	32,013	34,275	34,250	32,728	35,248
ACRT-19254-XE-SQC	192 x 54	2	2	30,971	29,786	31,934	31,909	30,465	32,857
ACRT-19260-XE-SQC	192 x 60	2	2	34,333	33,085	35,347	35,322	33,800	36,320
ACRT-19272-XE-SQC	192 x 72	4	4	40,051	38,728	41,127	41,100	39,486	42,159
ACRT-20454-XE-SQC	204 x 54	2	2	33,181	31,948	34,183	34,158	32,655	35,145
ACRT-20460-XE-SQC	204 x 60	2	2	36,842	35,544	37,897	37,871	36,288	38,910
ACRT-20472-XE-SQC	204 x 72	4	4	43,098	41,721	44,217	44,189	42,510	45,292
ACRT-21654-XE-SQC	216 x 54	2	2	34,966	33,704	35,993	35,967	34,428	36,978
ACRT-21660-XE-SQC	216 x 60	2	2	38,884	37,554	39,965	39,938	38,316	41,002
ACRT-21672-XE-SQC	216 x 72	4	4	45,603	44,192	46,750	46,720	45,001	47,850
ACRT-22854-XE-SQC	228 x 54	2	2	36,285	35,011	37,322	37,296	35,741	38,316
ACRT-22860-XE-SQC	228 x 60	2	2	40,408	39,065	41,499	41,472	39,835	42,547
ACRT-22872-XE-SQC	228 x 72	4	4	47,507	46,083	48,664	48,635	46,898	49,775
ACRT-24054-XE-SQC	240 x 54	2	2	37,694	36,405	38,742	38,716	37,144	39,748
ACRT-24060-XE-SQC	240 x 60	2	2	42,031	40,674	43,134	43,107	41,452	44,194
ACRT-24072-XE-SQC	240 x 72	4	4	49,528	48,088	50,698	50,669	48,914	51,823

MATERIAL SELECTIONS

	CODE	PRICE		
Subtop Finish Options:				
Paint	-PAP	No Charge	96"-120" Tables	132"-156" Tables
Veneer	-VAP	No Charge		
			168"-192" Tables	204"-240" Tables
			No Charge	No Charge
			No Charge	No Charge
Base Reveal Finish Options:				
Powder Coat	-PBR	No Charge	2-BASE TABLES (144" AND UNDER)	3-BASE TABLES
Veneer	-VBR	\$1,841		
Clear Anodized	-CABR	No Charge		
Polished Stainless	-APSB	\$2,239		
Blackened Nickel	-ABNBR	\$2,239		
Chemetal	-CBR	\$2,239		
Satin Bronze Plating	-SBPBR	\$2,239		
				NOTES
				Powder Coat is the only base reveal finish option available on Island Bases

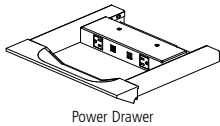


FENIX TOP WITH EDGE BAND

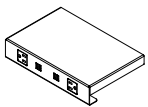


Square with Metal Detail Option

OPTIONS	CODE	PRICE			
Subtop Metal Detail Options:					
Powder Coat	-MTPB	96"-120" Tables	132"-156" Tables	168"-192" Tables	204"-240" Tables
Polished Stainless	-MTAPS	\$1,122	\$1,188	\$1,256	\$1,320
Clear Anodized	-MTCA	\$1,584	\$1,760	\$1,938	\$2,105
		\$1,122	\$1,188	\$1,256	\$1,320
Power & Data Options:		See page 17 and 75-83			
Power Drawer Options:					
96" Tables	-PD4C	\$7,011	Includes 4 Power Drawers		
108"-132" Tables	-PD6C	\$10,515	Includes 6 Power Drawers		
144"-168" Tables	-PD8C	\$14,019	Includes 8 Power Drawers		
180"-240" Tables	-PD10C	\$17,523	Includes 10 Power Drawers		
Remove Power from (1) Power Drawer	-PD0	Deduct \$864	Adds 10" of storage space		
Low Profile Perimeter Power Options:					
96" Tables	-LPP4C	\$4,606	Includes 4 Low Profile Perimeter Power Units		
108"-132" Tables	-LPP6C	\$6,908	Includes 6 Low Profile Perimeter Power Units		
144"-168" Tables	-LPP8C	\$9,097	Includes 8 Low Profile Perimeter Power Units		
180"-240" Tables	-LPP10C	\$11,513	Includes 10 Low Profile Perimeter Power Units		
Lighted Low Profile Perimeter Power Options:					
			Provides LED downlighting to illuminate faceplate		
96" Tables	-LTPP4C	\$6,299	Includes 4 Low Profile Perimeter Power Units with LED lighted option		
108"-132" Tables	-LTPP6C	\$9,247	Includes 6 Low Profile Perimeter Power Units with LED lighted option		
144"-168" Tables	-LTPP8C	\$12,193	Includes 8 Low Profile Perimeter Power Units with LED lighted option		
180"-240" Tables	-LTPP10C	\$15,140	Includes 10 Low Profile Perimeter Power Units with LED lighted option		
Field-Wired:	-FW	No Charge	Not available with Lighted Low Profile Perimeter Power		



Power Drawer



Low Profile Perimeter Power

GENERAL INFORMATION

- Top sections noted are for tables without Power Matrix units. When Power Matrix units are specified on the table, the top sections are determined by the size of the table and the size and quantity of the Power Matrix units. Please refer to page 17 for section information with Power Matrix units.
- Subtop sections listed are for tables with no power drawers or low profile perimeter power
- Veneer on base panels is vertical
- Subtop is set back 1/4" from edge of the table top
- Wireless charging can be specified with any other power option on the same table
- Faceplate of the Low Profile Perimeter Power will default to beam color unless otherwise specified
- Metal detail option can be any metal finish (except Chemetal)
- Power Drawer and Low Profile Perimeter Power locations are set within the subtop and are in pre-determined quantities based on the size of the table
- Power Drawers and Perimeter Power Units have (2) Simplex / (2) USB-A+C Chargers on the long sides of the table and (1) Simplex / (1) USB-A+C Charger / (2) Modular AV Inserts/Plates on the ends of the table
- If any finish other than Powder Coat is selected on the base reveal, the 3/4" above and below the base panels defaults to black if no other selection is made
- Power Drawer face is hardwood
- Power Drawer bottom defaults to Knoll Felt - Pewter
- Subtop has a hardwood rail
- Power Drawer has a space between the drawer and the bottom of the table for wire access/egress when the drawer is closed
- The reveal finish selection will include all interior surfaces on Open Panel bases
- Powder coat is the only option for the Island Base Reveal
- An optional Wire Chase column can be specified for more robust wire management needs on tables 96"-144" L with an Open or Closed Panel Base. See pages 29 and 38 for additional information.


REQUIRED INFORMATION (ORDER CANNOT BE ENTERED WITHOUT THIS INFORMATION)

See appendix pages vi-vii for surface material options.

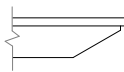
- Choose Fenix Finish
- Choose 1mm Edgeband Finish
- Choose Metal Finish for Beam
- Choose Paint Finish, if painted base (-POP, -PCP or -PVN) is specified, or if painted sub-top (-PAP) is specified. If multiple components are specified as painted, they will all be the same finish.
- Choose Chemetal Finish, if specified as base reveal finish (-CBR)



GLASS TOP



RECTANGLE TOP



SQUARE EDGE

BASE KEY

POP	Painted Open Panel	VOP	Veneer Open Panel
PCP	Painted Closed Panel	VCP	Veneer Closed Panel
PVN	Painted Island	VVN	Veneer Island

GLASS TOP


MODEL #	L x W	TOP SECTIONS	SUBTOP SECTIONS	-POP	-PCP	-PVN	-VOP	-VCP	-VVN
ACRT-9642-G-SQC	96 x 42	1	1	17,982	17,180	20,720	18,618	17,639	21,430
ACRT-9648-G-SQC	96 x 48	1	1	19,457	18,628	22,290	20,115	19,104	23,024
ACRT-10842-G-SQC	108 x 42	1	1	19,745	18,898	22,636	20,415	19,384	23,384
ACRT-10848-G-SQC	108 x 48	2	1	21,442	20,566	24,432	22,136	21,067	25,206
ACRT-10854-G-SQC	108 x 54	2	1	23,456	22,541	26,579	24,180	23,065	27,388
ACRT-12042-G-SQC	120 x 42	1	1	21,588	20,697	24,632	22,294	21,208	25,419
ACRT-12048-G-SQC	120 x 48	2	1	23,521	22,600	26,669	24,251	23,127	27,484
ACRT-12054-G-SQC	120 x 54	2	1	25,807	24,844	29,095	26,570	25,396	29,946
ACRT-13248-G-SQC	132 x 48	2	2	25,491	24,530	28,770	26,251	25,081	29,618
ACRT-13254-G-SQC	132 x 54	2	2	28,046	27,042	31,470	28,840	27,617	32,357
ACRT-14448-G-SQC	144 x 48	2	2	27,541	26,543	30,951	28,332	27,115	31,833
ACRT-14454-G-SQC	144 x 54	2	2	30,377	29,335	33,939	31,205	29,932	34,862
ACRT-14460-G-SQC	144 x 60	2	2	33,692	32,594	37,443	34,563	33,224	38,415
ACRT-15648-G-SQC	156 x 48	2	2	34,369	32,855	32,308	35,568	33,722	33,200
ACRT-15654-G-SQC	156 x 54	2	2	37,663	36,082	35,510	38,914	36,988	36,441
ACRT-15660-G-SQC	156 x 60	2	2	41,525	39,860	39,259	42,845	40,814	40,238
ACRT-16854-G-SQC	168 x 54	2	2	38,885	37,304	36,733	40,137	38,211	37,664
ACRT-16860-G-SQC	168 x 60	2	2	42,956	41,291	40,690	44,276	42,245	41,669
ACRT-18054-G-SQC	180 x 54	2	2	40,108	38,527	41,393	41,360	39,434	42,626
ACRT-18060-G-SQC	180 x 60	3	2	44,387	42,721	45,740	45,707	43,676	47,039
ACRT-19254-G-SQC	192 x 54	3	2	41,331	39,750	42,616	42,583	40,656	43,848
ACRT-19260-G-SQC	192 x 60	3	2	45,818	44,152	47,171	47,138	45,107	48,470
ACRT-19272-G-SQC	192 x 72	4	4	53,449	51,683	54,885	54,849	52,695	56,262
ACRT-20454-G-SQC	204 x 54	3	2	44,280	42,635	45,618	45,585	43,579	46,902
ACRT-20460-G-SQC	204 x 60	3	2	49,167	47,433	50,574	50,539	48,427	51,926
ACRT-20472-G-SQC	204 x 72	4	4	57,515	55,677	59,008	58,971	56,731	60,444
ACRT-21654-G-SQC	216 x 54	3	2	46,663	44,978	48,033	47,998	45,944	49,347
ACRT-21660-G-SQC	216 x 60	3	2	51,891	50,116	53,333	53,297	51,134	54,718
ACRT-21672-G-SQC	216 x 72	4	4	60,859	58,975	62,388	62,349	60,055	63,856
ACRT-22854-G-SQC	228 x 54	3	2	48,423	46,723	49,807	49,772	47,697	51,134
ACRT-22860-G-SQC	228 x 60	3	2	53,925	52,133	55,380	55,344	53,160	56,779
ACRT-22872-G-SQC	228 x 72	4	4	63,398	61,498	64,943	64,904	62,586	66,425
ACRT-24054-G-SQC	240 x 54	3	2	50,304	48,583	51,701	51,666	49,569	53,045
ACRT-24060-G-SQC	240 x 60	3	2	56,091	54,280	57,564	57,528	55,318	58,978
ACRT-24072-G-SQC	240 x 72	4	4	66,096	64,174	67,658	67,619	65,276	69,158

MATERIAL SELECTIONS

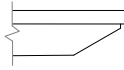
	CODE	PRICE				
Subtop Finish Options:		96"-120" Tables	132"-156" Tables	168"-192" Tables	204"-240" Tables	
Paint	-PAP	No Charge	No Charge	No Charge	No Charge	
Veneer	-VAP	No Charge	No Charge	No Charge	No Charge	
Satin Glass Option:		96" Tables	102"-132" Tables	144-180" Tables	192-228" Tables	240" Tables
Satin Glass	-FSG	\$739	\$940	\$1,175	\$2,939	\$3,072
Base Reveal Finish Options:		2-BASE TABLES (144" AND UNDER)	3-BASE TABLES	NOTES		
Powder Coat	-PBR	No Charge	No Charge	Powder Coat is the only base reveal finish option available on Island Bases		
Veneer	-VBR	\$1,841	\$2,762			
Clear Anodized	-CABR	No Charge	No Charge			
Polished Stainless	-APSBR	\$2,239	\$3,357			
Blackened Nickel	-ABNBR	\$2,239	\$3,357			
Chemetal	-CBR	\$2,239	\$3,357			
Satin Bronze Plating	-SBPBR	\$2,239	\$3,357			



STONE TOP



RECTANGLE TOP



SQUARE EDGE

BASE KEY

POP	Painted Open Panel	VOP	Veneer Open Panel
PCP	Painted Closed Panel	VCP	Veneer Closed Panel
PVN	Painted Island	VVN	Veneer Island

STONE TOP


MODEL #	L x W	TOP SECTIONS	SUBTOP SECTIONS	-POP	-PCP	-PVN	-VOP	-VCP	-VVN
ACRT-9642-S-SQC	96 x 42	1	1	23,472	22,424	27,046	24,301	23,024	27,972
ACRT-9648-S-SQC	96 x 48	2	1	25,397	24,314	29,095	26,256	24,935	30,053
ACRT-10842-S-SQC	108 x 42	1	1	25,772	24,667	29,546	26,647	25,301	30,522
ACRT-10848-S-SQC	108 x 48	2	1	27,988	26,845	31,890	28,894	27,499	32,901
ACRT-10854-S-SQC	108 x 54	2	1	30,617	29,423	34,693	31,562	30,106	35,749
ACRT-12042-S-SQC	120 x 42	2	1	28,178	27,015	32,151	29,100	27,682	33,178
ACRT-12048-S-SQC	120 x 48	2	1	30,702	29,499	34,810	31,655	30,187	35,874
ACRT-12054-S-SQC	120 x 54	2	1	33,685	32,428	37,977	34,682	33,149	39,088
ACRT-13248-S-SQC	132 x 48	2	2	33,272	32,019	37,553	34,265	32,738	38,660
ACRT-13254-S-SQC	132 x 54	2	2	36,608	35,298	41,077	37,644	36,048	42,234
ACRT-14448-S-SQC	144 x 48	2	2	35,948	34,646	40,399	36,981	35,392	41,551
ACRT-14454-S-SQC	144 x 54	2	2	39,651	38,290	44,300	40,731	39,069	45,504
ACRT-14460-S-SQC	144 x 60	2	2	43,977	42,544	48,874	45,115	43,367	50,142
ACRT-15648-S-SQC	156 x 48	2	2	44,861	42,885	42,171	46,426	44,017	43,336
ACRT-15654-S-SQC	156 x 54	2	2	49,160	47,097	46,350	50,794	48,280	47,566
ACRT-15660-S-SQC	156 x 60	3	2	54,202	52,028	51,243	55,925	53,274	52,522
ACRT-16854-S-SQC	168 x 54	2	2	50,756	48,693	47,946	52,390	49,876	49,162
ACRT-16860-S-SQC	168 x 60	3	2	56,070	53,896	53,111	57,792	55,142	54,390
ACRT-18054-S-SQC	180 x 54	3	2	52,352	50,289	54,030	53,986	51,472	55,638
ACRT-18060-S-SQC	180 x 60	3	2	57,937	55,763	59,704	59,660	57,010	61,399
ACRT-19254-S-SQC	192 x 54	3	2	53,948	51,885	55,626	55,582	53,068	57,234
ACRT-19260-S-SQC	192 x 60	3	2	59,805	57,631	61,571	61,528	58,877	63,267
ACRT-19272-S-SQC	192 x 72	4	4	69,765	67,461	71,640	71,593	68,782	73,437
ACRT-20454-S-SQC	204 x 54	3	2	57,798	55,651	59,544	59,501	56,883	61,220
ACRT-20460-S-SQC	204 x 60	3	2	64,176	61,914	66,013	65,968	63,211	67,778
ACRT-20472-S-SQC	204 x 72	4	4	75,073	72,675	77,022	76,974	74,050	78,896
ACRT-21654-S-SQC	216 x 54	3	2	60,908	58,709	62,696	62,651	59,970	64,412
ACRT-21660-S-SQC	216 x 60	3	2	67,733	65,416	69,615	69,568	66,743	71,423
ACRT-21672-S-SQC	216 x 72	4	4	79,437	76,979	81,434	81,383	78,388	83,350
ACRT-22854-S-SQC	228 x 54	3	2	63,205	60,986	65,012	64,966	62,258	66,743
ACRT-22860-S-SQC	228 x 60	4	2	70,387	68,048	72,287	72,240	69,388	74,113
ACRT-22872-S-SQC	228 x 72	4	4	82,753	80,272	84,769	84,718	81,693	86,704
ACRT-24054-S-SQC	240 x 54	3	2	65,660	63,414	67,484	67,439	64,702	69,238
ACRT-24060-S-SQC	240 x 60	4	2	73,215	70,850	75,137	75,090	72,205	76,983
ACRT-24072-S-SQC	240 x 72	4	4	86,274	83,765	88,312	88,262	85,204	90,271

MATERIAL SELECTIONS

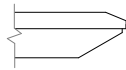
	CODE	PRICE		
Subtop Finish Options:				
Paint	-PAP	No Charge	96"-120" Tables	132"-156" Tables
Veneer	-VAP	No Charge		
			168"-192" Tables	204"-240" Tables
			No Charge	No Charge
			No Charge	No Charge
Base Reveal Finish Options:				
Powder Coat	-PBR	No Charge	2-BASE TABLES (144" AND UNDER)	3-BASE TABLES
Veneer	-VBR	\$1,841		
Clear Anodized	-CABR	No Charge		
Polished Stainless	-APSB	\$2,239		
Blackened Nickel	-ABNBR	\$2,239		
Chemetal	-CBR	\$2,239		
Satin Bronze Plating	-SBPBR	\$2,239		
				NOTES
				Powder Coat is the only base reveal finish option available on Island Bases



VENEER TOP WITH HARDWOOD EDGE



RECTANGLE TOP



CHAMFER EDGE

BASE KEY

POP	Painted Open Panel	VOP	Veneer Open Panel
PCP	Painted Closed Panel	VCP	Veneer Closed Panel
PVN	Painted Island	VVN	Veneer Island

VENEER TOP WITH HARDWOOD EDGE

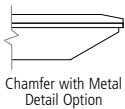
MODEL #	L x W	TOP SECTIONS	SUBTOP SECTIONS	-POP	-PCP	-PVN	-VOP	-VCP	-VVN
ACRT-9642-V-CC	96 x 42	1	1	13,245	12,655	15,262	13,714	12,993	15,785
ACRT-9648-V-CC	96 x 48	1	1	14,332	13,721	16,419	14,817	14,071	16,959
ACRT-10842-V-CC	108 x 42	1	1	14,544	13,920	16,673	15,038	14,278	17,224
ACRT-10848-V-CC	108 x 48	1	1	15,794	15,149	17,996	16,305	15,518	18,566
ACRT-10854-V-CC	108 x 54	1	1	17,277	16,604	19,578	17,811	16,989	20,174
ACRT-12042-V-CC	120 x 42	2	2	15,901	15,245	18,143	16,422	15,621	18,723
ACRT-12048-V-CC	120 x 48	2	2	17,325	16,647	19,644	17,863	17,035	20,244
ACRT-12054-V-CC	120 x 54	2	2	19,009	18,300	21,431	19,571	18,707	22,058
ACRT-13248-V-CC	132 x 48	2	2	18,776	18,069	21,192	19,336	18,474	21,816
ACRT-13254-V-CC	132 x 54	2	2	20,658	19,919	23,180	21,243	20,342	23,833
ACRT-14448-V-CC	144 x 48	2	2	20,286	19,551	22,798	20,869	19,972	23,448
ACRT-14454-V-CC	144 x 54	2	2	22,376	21,608	24,999	22,985	22,047	25,679
ACRT-14460-V-CC	144 x 60	2	2	24,817	24,008	27,580	25,459	24,472	28,296
ACRT-15648-V-CC	156 x 48	2	2	25,316	24,200	23,798	26,199	24,839	24,455
ACRT-15654-V-CC	156 x 54	2	2	27,742	26,577	26,156	28,664	27,245	26,842
ACRT-15660-V-CC	156 x 60	2	2	30,587	29,360	28,917	31,559	30,063	29,639
ACRT-16854-V-CC	168 x 54	2	2	28,642	27,478	27,057	29,564	28,145	27,743
ACRT-16860-V-CC	168 x 60	2	2	31,641	30,414	29,971	32,613	31,117	30,693
ACRT-18054-V-CC	180 x 54	2	2	29,543	28,379	30,490	30,465	29,046	31,397
ACRT-18060-V-CC	180 x 60	2	2	32,695	31,468	33,691	33,667	32,171	34,648
ACRT-19254-V-CC	192 x 54	2	2	30,444	29,279	31,390	31,366	29,947	32,298
ACRT-19260-V-CC	192 x 60	2	2	33,749	32,522	34,745	34,721	33,225	35,702
ACRT-19272-V-CC	192 x 72	4	4	39,369	38,069	40,427	40,401	38,814	41,441
ACRT-20454-V-CC	204 x 54	2	2	32,616	31,405	33,601	33,577	32,100	34,547
ACRT-20460-V-CC	204 x 60	2	2	36,215	34,939	37,252	37,227	35,671	38,248
ACRT-20472-V-CC	204 x 72	4	4	42,365	41,011	43,465	43,437	41,787	44,522
ACRT-21654-V-CC	216 x 54	2	2	34,371	33,130	35,380	35,355	33,842	36,348
ACRT-21660-V-CC	216 x 60	2	2	38,222	36,915	39,284	39,258	37,664	40,305
ACRT-21672-V-CC	216 x 72	4	4	44,827	43,440	45,954	45,925	44,235	47,036
ACRT-22854-V-CC	228 x 54	2	2	35,668	34,415	36,687	36,661	35,133	37,664
ACRT-22860-V-CC	228 x 60	2	2	39,720	38,400	40,792	40,766	39,157	41,823
ACRT-22872-V-CC	228 x 72	4	4	46,698	45,299	47,836	47,807	46,100	48,928
ACRT-24054-V-CC	240 x 54	2	2	37,053	35,785	38,082	38,057	36,512	39,072
ACRT-24060-V-CC	240 x 60	2	2	41,316	39,982	42,400	42,374	40,746	43,442
ACRT-24072-V-CC	240 x 72	4	4	48,685	47,270	49,836	49,807	48,081	50,941

MATERIAL SELECTIONS

	CODE	PRICE			
Subtop Finish Options:					
Paint	-PAP	No Charge	96"-120" Tables	132"-156" Tables	168"-192" Tables
Veneer	-VAP	No Charge			204"-240" Tables
Base Reveal Finish Options:					
Powder Coat	-PBR	No Charge	2-BASE TABLES (144" AND UNDER)		3-BASE TABLES
Veneer	-VBR	\$1,841			No Charge
Clear Anodized	-CABR	No Charge			\$2,762
Polished Stainless	-APSBR	\$2,239			No Charge
Blackened Nickel	-ABNBR	\$2,239			\$3,357
Chemetal	-CBR	\$2,239			\$3,357
Satin Bronze Plating	-SBPBR	\$2,239			\$3,357



VENEER TOP WITH HARDWOOD EDGE



OPTIONS	CODE	PRICE				
Subtop Metal Detail Options:			96"-120" Tables	132"-156" Tables	168"-192" Tables	204"-240" Tables
Powder Coat	-MTPB	\$1,122	\$1,122	\$1,188	\$1,256	\$1,320
Polished Stainless	-MTAPS	\$1,584	\$1,584	\$1,760	\$1,938	\$2,105
Clear Anodized	-MTCA	\$1,122	\$1,122	\$1,188	\$1,256	\$1,320

Power & Data Options: See pages 15-16 and 75-83

Power Drawer Options:			
96" Tables	-PD4C	\$7,011	Includes 4 Power Drawers
108"-132" Tables	-PD6C	\$10,515	Includes 6 Power Drawers
144"-168" Tables	-PD8C	\$14,019	Includes 8 Power Drawers
180"-240" Tables	-PD10C	\$17,523	Includes 10 Power Drawers
Remove Power from (1) Power Drawer	-PD0	Deduct \$864	Adds 10" of storage space

Low Profile Perimeter Power Options:			
96" Tables	-LPP4C	\$4,606	Includes 4 Low Profile Perimeter Power Units
108"-132" Tables	-LPP6C	\$6,908	Includes 6 Low Profile Perimeter Power Units
144"-168" Tables	-LPP8C	\$9,097	Includes 8 Low Profile Perimeter Power Units
180"-240" Tables	-LPP10C	\$11,513	Includes 10 Low Profile Perimeter Power Units

Lighted Low Profile Perimeter Power Options:			
Provides LED downlighting to illuminate faceplate			
96" Tables	-LTTP4C	\$6,299	Includes 4 Low Profile Perimeter Power Units with LED lighted option
108"-132" Tables	-LTTP6C	\$9,247	Includes 6 Low Profile Perimeter Power Units with LED lighted option
144"-168" Tables	-LTTP8C	\$12,193	Includes 8 Low Profile Perimeter Power Units with LED lighted option
180"-240" Tables	-LTTP10C	\$15,140	Includes 10 Low Profile Perimeter Power Units with LED lighted option

Wireless Charging (Table Top Power) Options:			
96"	-WCH	\$1,625	96" include 4 Charging Units
108"-132" Tables	-WCH	\$2,436	108"-132" include 6 Charging Units
144"-168" Tables	-WCH	\$3,248	144"-168" include 8 Charging Units
180"-240" Tables	-WCH	\$4,032	180"-240" include 10 Charging Units

Field-Wired: -FW No Charge Not available with Lighted Low Profile Perimeter Power

GENERAL INFORMATION

- Top sections noted are for tables without Power Matrix units. When Power Matrix units are specified on the table, the top sections are determined by the size of the table and the size and quantity of the Power Matrix units. Please refer to pages 15-16 for section information with Power Matrix units.
- Subtop sections listed are for tables with no power drawers or low profile perimeter power
- Veneer on base panels is vertical
- Subtop is set back 1/4" from edge of the table top
- Subtop is only available in Paint finish (-PAP) option when Paldao veneer finish is selected for the top
- Wireless charging can be specified with any other power option on the same table
- Faceplate of the Low Profile Perimeter Power will default to beam color unless otherwise specified
- Metal detail option can be any metal finish (except Chemetal)
- Power Drawer and Low Profile Perimeter Power locations are set within the subtop and are in pre-determined quantities based on the size of the table and are in pre-determined quantities based on the size of the table
- Power Drawers and Perimeter Power Units have (2) Simplex / (2) USB-A+C Chargers on the long sides of the table and (1) Simplex / (1) USB-A+C Charger / (2) Modular AV Inserts/Plates on the ends of the table
- If any finish other than Powder Coat is selected on the base reveal, the 3/4" above and below the base panels defaults to black if no other selection is made
- Power Drawer face is hardwood
- Power Drawer bottom defaults to Knoll Felt - Pewter
- Subtop has a hardwood rail
- Power Drawer has a space between the drawer and the bottom of the table for wire access/egress when the drawer is closed
- The reveal finish selection will include all interior surfaces on Open Panel bases
- Powder coat is the only option for the Island Base Reveal
- An optional Wire Chase column can be specified for more robust wire management needs on tables 96"-144"L with an Open or Closed Panel Base. See pages 29 and 38 for additional information.


REQUIRED INFORMATION (ORDER CANNOT BE ENTERED WITHOUT THIS INFORMATION)

See appendix pages vi-vii for surface material options.

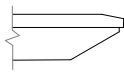
- Choose Veneer Finish
- Choose Metal Finish for Beam
- Choose Paint Finish, if painted base (-POP, -PCP or -PVN) is specified, or if painted sub-top (-PAP) is specified. If multiple components are specified as painted, they will all be the same finish.
- Choose Chemetal Finish, if specified as base reveal finish (-CBR)



STONE TOP



RECTANGLE TOP



CHAMFER EDGE

BASE KEY

POP	Painted Open Panel	VOP	Veneer Open Panel
PCP	Painted Closed Panel	VCP	Veneer Closed Panel
PVN	Painted Island	VVN	Veneer Island

STONE TOP

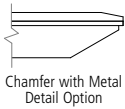
MODEL #	L x W	TOP SECTIONS	SUBTOP SECTIONS	-POP	-PCP	-PVN	-VOP	-VCP	-VVN
ACRT-9642-S-CC	96 x 42	1	1	24,379	23,291	28,091	25,240	23,914	29,052
ACRT-9648-S-CC	96 x 48	2	1	26,379	25,253	30,219	27,271	25,899	31,214
ACRT-10842-S-CC	108 x 42	1	1	26,768	25,620	30,688	27,677	26,279	31,702
ACRT-10848-S-CC	108 x 48	2	1	29,069	27,882	33,122	30,010	28,561	34,172
ACRT-10854-S-CC	108 x 54	2	1	31,800	30,560	36,033	32,782	31,269	37,130
ACRT-12042-S-CC	120 x 42	2	1	29,267	28,059	33,393	30,225	28,751	34,460
ACRT-12048-S-CC	120 x 48	2	1	31,888	30,639	36,155	32,878	31,354	37,260
ACRT-12054-S-CC	120 x 54	2	1	34,987	33,681	39,444	36,022	34,430	40,598
ACRT-13248-S-CC	132 x 48	2	2	34,558	33,256	39,004	35,589	34,003	40,154
ACRT-13254-S-CC	132 x 54	2	2	38,022	36,662	42,664	39,098	37,441	43,866
ACRT-14448-S-CC	144 x 48	2	2	37,337	35,984	41,960	38,410	36,759	43,157
ACRT-14454-S-CC	144 x 54	2	2	41,183	39,770	46,011	42,305	40,579	47,263
ACRT-14460-S-CC	144 x 60	2	2	45,676	44,188	50,762	46,858	45,042	52,079
ACRT-15648-S-CC	156 x 48	2	2	46,595	44,542	43,800	48,220	45,718	45,010
ACRT-15654-S-CC	156 x 54	2	2	51,060	48,916	48,141	52,757	50,145	49,404
ACRT-15660-S-CC	156 x 60	3	2	56,296	54,038	53,223	58,085	55,333	54,552
ACRT-16854-S-CC	168 x 54	2	2	52,717	50,574	49,799	54,414	51,803	51,061
ACRT-16860-S-CC	168 x 60	3	2	58,236	55,978	55,163	60,025	57,273	56,492
ACRT-18054-S-CC	180 x 54	3	2	54,375	52,232	56,117	56,072	53,461	57,788
ACRT-18060-S-CC	180 x 60	3	2	60,176	57,918	62,011	61,965	59,213	63,772
ACRT-19254-S-CC	192 x 54	3	2	56,033	53,890	57,775	57,730	55,118	59,446
ACRT-19260-S-CC	192 x 60	3	2	62,116	59,858	63,950	63,905	61,152	65,712
ACRT-19272-S-CC	192 x 72	4	4	72,461	70,068	74,408	74,359	71,439	76,275
ACRT-20454-S-CC	204 x 54	3	2	60,031	57,801	61,845	61,800	59,081	63,585
ACRT-20460-S-CC	204 x 60	3	2	66,656	64,306	68,564	68,517	65,653	70,397
ACRT-20472-S-CC	204 x 72	4	4	77,974	75,483	79,999	79,948	76,911	81,944
ACRT-21654-S-CC	216 x 54	3	2	63,262	60,978	65,119	65,072	62,287	66,901
ACRT-21660-S-CC	216 x 60	3	2	70,350	67,943	72,305	72,256	69,322	74,183
ACRT-21672-S-CC	216 x 72	4	4	82,507	79,953	84,580	84,528	81,417	86,571
ACRT-22854-S-CC	228 x 54	3	2	65,648	63,343	67,524	67,477	64,664	69,322
ACRT-22860-S-CC	228 x 60	4	2	73,106	70,677	75,080	75,031	72,070	76,977
ACRT-22872-S-CC	228 x 72	4	4	85,950	83,374	88,044	87,992	84,849	90,054
ACRT-24054-S-CC	240 x 54	3	2	68,197	65,864	70,092	70,045	67,202	71,913
ACRT-24060-S-CC	240 x 60	4	2	76,043	73,588	78,040	77,991	74,995	79,957
ACRT-24072-S-CC	240 x 72	4	4	89,608	87,002	91,725	91,672	88,496	93,759

MATERIAL SELECTIONS

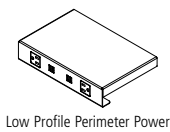
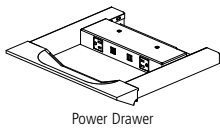
	CODE	PRICE		
Subtop Finish Options:				
Paint	-PAP	No Charge	96"-120" Tables	132"-156" Tables
Veneer	-VAP	No Charge		
			168"-192" Tables	204"-240" Tables
			No Charge	No Charge
			No Charge	No Charge
Base Reveal Finish Options:				
Powder Coat	-PBR	No Charge	2-BASE TABLES (144" AND UNDER)	3-BASE TABLES
Veneer	-VBR	\$1,841		No Charge
Clear Anodized	-CABR	No Charge		\$2,762
Polished Stainless	-APSBR	\$2,239		No Charge
Blackened Nickel	-ABNBR	\$2,239		\$3,357
Chemetal	-CBR	\$2,239		\$3,357
Satin Bronze Plating	-SBPBR	\$2,239		\$3,357
				NOTES
				Powder Coat is the only base reveal finish option available on Island Bases



STONE TOP



OPTIONS	CODE	PRICE				
Subtop Metal Detail Options:						
Powder Coat	-MTPB	\$1,122	96"-120" Tables	132"-156" Tables	168"-192" Tables	204"-240" Tables
Polished Stainless	-MTAPS	\$1,584		\$1,188	\$1,256	\$1,320
Clear Anodized	-MTCA	\$1,122		\$1,760	\$1,938	\$2,105
				\$1,188	\$1,256	\$1,320
Power & Data Options:			See page 19 and 75-83			
Power Drawer Options:						
96" Tables	-PD4C	\$7,011	Includes 4 Power Drawers			
108"-132" Tables	-PD6C	\$10,515	Includes 6 Power Drawers			
144"-168" Tables	-PD8C	\$14,019	Includes 8 Power Drawers			
180"-240" Tables	-PD10C	\$17,523	Includes 10 Power Drawers			
Remove Power from (1) Power Drawer	-PD0	Deduct \$864	Adds 10" of storage space			
Low Profile Perimeter Power Options:						
96" Tables	-LPP4C	\$4,606	Includes 4 Low Profile Perimeter Power Units			
108"-132" Tables	-LPP6C	\$6,908	Includes 6 Low Profile Perimeter Power Units			
144"-168" Tables	-LPP8C	\$9,097	Includes 8 Low Profile Perimeter Power Units			
180"-240" Tables	-LPP10C	\$11,513	Includes 10 Low Profile Perimeter Power Units			
Lighted Low Profile Perimeter Power Options:						
			Provides LED downlighting to illuminate faceplate			
96" Tables	-LTTP4C	\$6,299	Includes 4 Low Profile Perimeter Power Units with LED lighted option			
108"-132" Tables	-LTTP6C	\$9,247	Includes 6 Low Profile Perimeter Power Units with LED lighted option			
144"-168" Tables	-LTTP8C	\$12,193	Includes 8 Low Profile Perimeter Power Units with LED lighted option			
180"-240" Tables	-LTTP10C	\$15,140	Includes 10 Low Profile Perimeter Power Units with LED lighted option			
Field-Wired:	-FW	No Charge	Not available with Lighted Low Profile Perimeter Power			



GENERAL INFORMATION

- Top sections noted are for tables without Power Matrix units. When Power Matrix units are specified on the table, the top sections are determined by the size of the table and the size and quantity of the Power Matrix units. Please refer to page 19 for section information with Power Matrix units.
- Subtop sections listed are for tables with no power drawers or low profile perimeter power
- Veneer on base panels is vertical
- Subtop is set back 1/4" from edge of the table top
- Wireless charging can be specified with any other power option on the same table
- Faceplate of the Low Profile Perimeter Power will default to beam color unless otherwise specified
- Metal detail option can be any metal finish (except Chemetal)
- Power Drawer and Low Profile Perimeter Power locations are set within the subtop and are in pre-determined quantities based on the size of the table
- Power Drawers and Perimeter Power Units have (2) Simplex / (2) USB-A+C Chargers on the long sides of the table and (1) Simplex / (1) USB-A+C Charger / (2) Modular AV Inserts/Plates on the ends of the table
- If any finish other than Powder Coat is selected on the base reveal, the 3/4" above and below the base panels defaults to black if no other selection is made
- Power Drawer face is hardwood
- Power Drawer bottom defaults to Knoll Felt - Pewter
- Subtop has a hardwood rail
- Power Drawer has a space between the drawer and the bottom of the table for wire access/egress when the drawer is closed
- The reveal finish selection will include all interior surfaces on Open Panel bases
- Powder coat is the only option for the Island Base Reveal
- An optional Wire Chase column can be specified for more robust wire management needs on tables 96"-144" L with an Open or Closed Panel Base. See pages 29 and 38 for additional information.

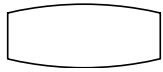
REQUIRED INFORMATION (ORDER CANNOT BE ENTERED WITHOUT THIS INFORMATION)

See appendix pages vi-vii for surface material options.

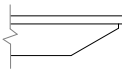
- Choose Stone Finish
- Choose Metal Finish for Beam
- Choose Veneer Finish, if Veneer base (-VOP, -VCP or -VVN) is specified, if Veneer sub-top (-VAP) is specified, or if Veneer is selected for Base Reveal (-VBR). If multiple components are specified as Veneer, they will all be the same finish.
- Choose Paint Finish, if painted base (-POP, -PCP or -PVN) is specified, or if painted sub-top (-PAP) is specified. If multiple components are specified as painted, they will all be the same finish.
- Choose Chemetal Finish, if specified as base reveal finish (-CBR)



VENEER TOP WITH HARDWOOD EDGE



BOAT TOP



SQUARE EDGE

BASE KEY

POP	Painted Open Panel	VOP	Veneer Open Panel
PCP	Painted Closed Panel	VCP	Veneer Closed Panel
PVN	Painted Island	VVN	Veneer Island

VENEER TOP WITH HARDWOOD EDGE

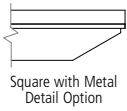
MODEL #	L x W	TOP SECTIONS	SUBTOP SECTIONS	-POP	-PCP	-PVN	-VOP	-VCP	-VVN
ACNB-9648-V-SQC	96 x 36/48	1	1	14,019	13,421	16,060	14,493	13,764	16,589
ACNB-10848-V-SQC	108 x 36/48	1	1	15,449	14,818	17,603	15,949	15,179	18,161
ACNB-12050-V-SQC	120 x 36/50	1	1	17,998	17,304	20,367	18,548	17,702	20,980
ACNB-13254-V-SQC	132 x 36/54	2	2	20,207	19,484	22,674	20,779	19,898	23,313
ACNB-14454-V-SQC	144 x 36/54	2	2	21,887	21,136	24,453	22,483	21,566	25,118
ACNB-15654-V-SQC	156 x 36/54	2	2	27,136	25,997	25,585	28,038	26,650	26,256
ACNB-16860-V-SQC	168 x 42/60	2	2	30,950	29,750	29,317	31,901	30,438	30,023
ACNB-18060-V-SQC	180 x 42/60	2	2	31,981	30,781	32,956	32,932	31,469	33,892
ACNB-19272-V-SQC	192 x 54/72	4	4	38,510	37,238	39,545	39,519	37,967	40,537
ACNB-20472-V-SQC	204 x 54/72	4	4	41,440	40,116	42,516	42,489	40,875	43,550
ACNB-21672-V-SQC	216 x 54/72	4	4	43,849	42,492	44,951	44,923	43,270	46,009
ACNB-22872-V-SQC	228 x 54/72	4	4	45,679	44,310	46,792	46,764	45,094	47,860
ACNB-24072-V-SQC	240 x 54/72	4	4	47,623	46,238	48,748	48,720	47,032	49,829

MATERIAL SELECTIONS

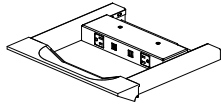
	CODE	PRICE		
Subtop Finish Options:			96"-120" Tables	132"-156" Tables
Paint	-PAP	No Charge	No Charge	No Charge
Veneer	-VAP	No Charge	No Charge	No Charge
			168"-192" Tables	204"-240" Tables
			No Charge	No Charge
			No Charge	No Charge
Base Reveal Finish Options:			2-BASE TABLES (144" AND UNDER)	3-BASE TABLES
Powder Coat	-PBR	No Charge	No Charge	No Charge
Veneer	-VBR	\$1,841	\$2,762	\$2,762
Clear Anodized	-CABR	No Charge	No Charge	No Charge
Polished Stainless	-APSBR	\$2,239	\$3,357	\$3,357
Blackened Nickel	-ABNBR	\$2,239	\$3,357	\$3,357
Chemetal	-CBR	\$2,239	\$3,357	\$3,357
Satin Bronze Plating	-SBPBR	\$2,239	\$3,357	\$3,357
				NOTES
				Powder Coat is the only base reveal finish option available on Island Bases



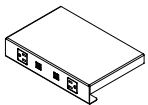
VENEER TOP WITH HARDWOOD EDGE



Square with Metal Detail Option



Power Drawer



Low Profile Perimeter Power

OPTIONS	CODE	PRICE			
Subtop Metal Detail Options:					
Powder Coat	-MTPB	96"-120" Tables	132"-156" Tables	168"-192" Tables	204"-240" Tables
Polished Stainless	-MTAPS	\$1,122	\$1,188	\$1,256	\$1,320
Clear Anodized	-MTCA	\$1,584	\$1,760	\$1,938	\$2,105
		\$1,122	\$1,188	\$1,256	\$1,320
Power & Data Options:				See page 15 and 75-83	
Power Drawer Options:					
96" Tables	-PD4C	\$7,011	Includes 4 Power Drawers		
108"-132" Tables	-PD6C	\$10,515	Includes 6 Power Drawers		
144"-168" Tables	-PD8C	\$14,019	Includes 8 Power Drawers		
180"-240" Tables	-PD10C	\$17,523	Includes 10 Power Drawers		
Remove Power from (1) Power Drawer	-PDO	Deduct \$864	Adds 10" of storage space		
Low Profile Perimeter Power Options:					
96" Tables	-LPP4C	\$4,606	Includes 4 Low Profile Perimeter Power Units		
108"-132" Tables	-LPP6C	\$6,908	Includes 6 Low Profile Perimeter Power Units		
144"-168" Tables	-LPP8C	\$9,097	Includes 8 Low Profile Perimeter Power Units		
180"-240" Tables	-LPP10C	\$11,513	Includes 10 Low Profile Perimeter Power Units		
Lighted Low Profile Perimeter Power Options:					
Provides LED downlighting to illuminate faceplate					
96" Tables	-LTTP4C	\$6,299	Includes 4 Low Profile Perimeter Power Units with LED lighted option		
108"-132" Tables	-LTTP6C	\$9,247	Includes 6 Low Profile Perimeter Power Units with LED lighted option		
144"-168" Tables	-LTTP8C	\$12,193	Includes 8 Low Profile Perimeter Power Units with LED lighted option		
180"-240" Tables	-LTTP10C	\$15,140	Includes 10 Low Profile Perimeter Power Units with LED lighted option		
Wireless Charging (Table Top Power) Options:					
96"	-WCH	\$1,625	96" include 4 Charging Units		
108"-132" Tables	-WCH	\$2,436	108"-132" include 6 Charging Units		
144"-168" Tables	-WCH	\$3,248	144"-168" include 8 Charging Units		
180"-240" Tables	-WCH	\$4,032	180"-240" include 10 Charging Units		
Field-Wired:					
	-FW	No Charge	Not available with Lighted Low Profile Perimeter Power		

GENERAL INFORMATION

- Veneer on base panels is vertical
- Power Matrix availability can be found on page 15
- Subtop is set back 1/4" from edge of the table top
- Subtop is only available in Paint finish (-PAP) option when Paldao veneer finish is selected for the top
- Wireless charging can be specified with any other power option on the same table
- Faceplate of the Low Profile Perimeter Power will default to beam color unless otherwise specified
- Metal detail option can be any metal finish (except Chemetal)
- Power Drawer and Low Profile Perimeter Power locations are set within the subtop and are in pre-determined quantities based on the size of the table and are in pre-determined quantities based on the size of the table
- Power Drawers and Perimeter Power Units have (2) Simplex / (2) USB-A+C Chargers on the long sides of the table and (1) Simplex / (1) USB-A+C Charger / (2) Modular AV Inserts/Plates on the ends of the table
- If any finish other than Powder Coat is selected on the base reveal, the 3/4" above and below the base panels defaults to black if no other selection is made
- Power Drawer face is hardwood
- Power Drawer bottom defaults to Knoll Felt - Pewter
- Subtop has a hardwood rail
- Power Drawer has a space between the drawer and the bottom of the table for wire access/egress when the drawer is closed
- The reveal finish selection will include all interior surfaces on Open Panel bases
- Powder coat is the only option for the Island Base Reveal
- An optional Wire Chase column can be specified for more robust wire management needs on tables 96"-144" L with an Open or Closed Panel Base. See pages 29 and 38 for additional information.

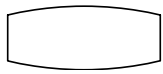
REQUIRED INFORMATION (ORDER CANNOT BE ENTERED WITHOUT THIS INFORMATION)

See appendix pages vi-vii for surface material options.

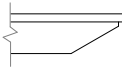
- Choose Veneer Finish
- Choose Metal Finish for Beam
- Choose Paint Finish, if painted base (-POP, -PCP or -PVN) is specified, or if painted sub-top (-PAP) is specified. If multiple components are specified as painted, they will all be the same finish.
- Choose Chemetal Finish, if specified as base reveal finish (-CBR)



LAMINATE / FENIX TOPS



BOAT TOP



SQUARE EDGE

BASE KEY

POP	Painted Open Panel	VOP	Veneer Open Panel
PCP	Painted Closed Panel	VCP	Veneer Closed Panel
PVN	Painted Island	VVN	Veneer Island

LAMINATE TOP WITH HARDWOOD EDGE

MODEL #	L x W	TOP SECTIONS	SUBTOP SECTIONS	-POP	-PCP	-PVN	-VOP	-VCP	-VVN
ACNB-9648-P-SQC	96 x 36/48	1	1	13,529	12,952	15,498	13,986	13,283	16,009
ACNB-10848-P-SQC	108 x 36/48	1	1	14,909	14,300	16,987	15,391	14,648	17,526
ACNB-12050-P-SQC	120 x 36/50	1	1	17,369	16,699	19,655	17,899	17,083	20,246
ACNB-13254-P-SQC	132 x 36/54	2	2	19,500	18,803	21,881	20,052	19,202	22,498
ACNB-14454-P-SQC	144 x 36/54	2	2	21,121	20,397	23,598	21,697	20,812	24,239
ACNB-15654-P-SQC	156 x 36/54	2	2	26,187	25,088	24,690	27,057	25,718	25,338
ACNB-16860-P-SQC	168 x 42/60	2	2	29,867	28,709	28,291	30,785	29,373	28,973
ACNB-18060-P-SQC	180 x 42/60	2	2	30,862	29,704	31,803	31,780	30,368	32,706
ACNB-19272-P-SQC	192 x 54/72	4	4	37,163	35,935	38,161	38,136	36,639	39,119
ACNB-20472-P-SQC	204 x 54/72	4	4	39,990	38,712	41,028	41,002	39,445	42,026
ACNB-21672-P-SQC	216 x 54/72	4	4	42,315	41,005	43,378	43,351	41,756	44,399
ACNB-22872-P-SQC	228 x 54/72	4	4	44,081	42,760	45,155	45,128	43,516	46,185
ACNB-24072-P-SQC	240 x 54/72	4	4	45,957	44,620	47,042	47,015	45,386	48,085

LAMINATE TOP WITH SQUARE EDGE

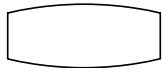
MODEL #	L x W	TOP SECTIONS	SUBTOP SECTIONS	-POP	-PCP	-PVN	-VOP	-VCP	-VVN
ACNB-9648-PE-SQC	96 x 36/48	1	1	12,968	12,415	14,856	13,407	12,732	15,345
ACNB-10848-PE-SQC	108 x 36/48	1	1	14,291	13,707	16,283	14,753	14,041	16,799
ACNB-12050-PE-SQC	120 x 36/50	1	1	16,649	16,007	18,840	17,157	16,375	19,407
ACNB-13254-PE-SQC	132 x 36/54	2	2	18,692	18,023	20,974	19,221	18,406	21,565
ACNB-14454-PE-SQC	144 x 36/54	2	2	20,246	19,551	22,620	20,797	19,949	23,235
ACNB-15654-PE-SQC	156 x 36/54	2	2	25,101	24,048	23,667	25,936	24,652	24,287
ACNB-16860-PE-SQC	168 x 42/60	2	2	28,629	27,519	27,119	29,509	28,156	27,772
ACNB-18060-PE-SQC	180 x 42/60	2	2	29,583	28,473	30,485	30,463	29,109	31,351
ACNB-19272-PE-SQC	192 x 54/72	4	4	35,622	34,446	36,580	36,556	35,120	37,497
ACNB-20472-PE-SQC	204 x 54/72	4	4	38,332	37,108	39,328	39,303	37,810	40,284
ACNB-21672-PE-SQC	216 x 54/72	4	4	40,561	39,306	41,580	41,554	40,025	42,559
ACNB-22872-PE-SQC	228 x 54/72	4	4	42,254	40,987	43,283	43,257	41,712	44,271
ACNB-24072-PE-SQC	240 x 54/72	4	4	44,052	42,771	45,092	45,066	43,505	46,092

FENIX TOP WITH HARDWOOD EDGE

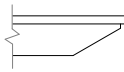
MODEL #	L x W	TOP SECTIONS	SUBTOP SECTIONS	-POP	-PCP	-PVN	-VOP	-VCP	-VVN
ACNB-9648-X-SQC	96 x 36/48	1	1	14,861	14,227	17,024	15,363	14,590	17,585
ACNB-10848-X-SQC	108 x 36/48	1	1	16,376	15,708	18,660	16,906	16,090	19,251
ACNB-12050-X-SQC	120 x 36/50	1	1	19,078	18,343	21,590	19,661	18,765	22,239
ACNB-13254-X-SQC	132 x 36/54	2	2	21,420	20,654	24,035	22,026	21,092	24,712
ACNB-14454-X-SQC	144 x 36/54	2	2	23,201	22,405	25,921	23,832	22,860	26,626
ACNB-15654-X-SQC	156 x 36/54	2	2	28,765	27,557	27,121	29,721	28,249	27,832
ACNB-16860-X-SQC	168 x 42/60	2	2	32,807	31,535	31,077	33,816	32,265	31,825
ACNB-18060-X-SQC	180 x 42/60	2	2	33,900	32,628	34,934	34,908	33,358	35,926
ACNB-19272-X-SQC	192 x 54/72	4	4	40,821	39,473	41,918	41,891	40,246	42,970
ACNB-20472-X-SQC	204 x 54/72	4	4	43,927	42,523	45,067	45,039	43,328	46,163
ACNB-21672-X-SQC	216 x 54/72	4	4	46,480	45,042	47,649	47,619	45,867	48,770
ACNB-22872-X-SQC	228 x 54/72	4	4	48,420	46,969	49,600	49,570	47,800	50,732
ACNB-24072-X-SQC	240 x 54/72	4	4	50,481	49,013	51,673	51,644	49,854	52,819



LAMINATE / FENIX TOPS



BOAT TOP



SQUARE EDGE

BASE KEY

POP	Painted Open Panel	VOP	Veneer Open Panel
PCP	Painted Closed Panel	VCP	Veneer Closed Panel
PVN	Painted Island	VVN	Veneer Island

FENIX TOP WITH EDGE BAND

MODEL #	L x W	TOP SECTIONS	SUBTOP SECTIONS	-POP	-PCP	-PVN	-VOP	-VCP	-VVN
ACNB-9648-XE-SQC	96 x 36/48	1	1	14,580	13,958	16,703	15,073	14,315	17,253
ACNB-10848-XE-SQC	108 x 36/48	1	1	16,067	15,411	18,308	16,587	15,787	18,888
ACNB-12050-XE-SQC	120 x 36/50	1	1	18,718	17,997	21,182	19,290	18,411	21,820
ACNB-13254-XE-SQC	132 x 36/54	2	2	21,016	20,264	23,581	21,611	20,694	24,246
ACNB-14454-XE-SQC	144 x 36/54	2	2	22,763	21,982	25,432	23,383	22,429	26,123
ACNB-15654-XE-SQC	156 x 36/54	2	2	28,222	27,037	26,609	29,160	27,716	27,307
ACNB-16860-XE-SQC	168 x 42/60	2	2	32,188	30,940	30,490	33,178	31,656	31,224
ACNB-18060-XE-SQC	180 x 42/60	2	2	33,261	32,013	34,275	34,250	32,728	35,248
ACNB-19272-XE-SQC	192 x 54/72	4	4	40,051	38,728	41,127	41,100	39,486	42,159
ACNB-20472-XE-SQC	204 x 54/72	4	4	43,098	41,721	44,217	44,189	42,510	45,292
ACNB-21672-XE-SQC	216 x 54/72	4	4	45,603	44,192	46,750	46,720	45,001	47,850
ACNB-22872-XE-SQC	228 x 54/72	4	4	47,507	46,083	48,664	48,635	46,898	49,775
ACNB-24072-XE-SQC	240 x 54/72	4	4	49,528	48,088	50,698	50,669	48,914	51,823

MATERIAL SELECTIONS

MATERIAL SELECTIONS	CODE	PRICE				
Subtop Finish Options:						
Paint	-PAP	No Charge	96"-120" Tables	132"-156" Tables	168"-192" Tables	204"-240" Tables
Veneer	-VAP	No Charge	No Charge	No Charge	No Charge	No Charge
Base Reveal Finish Options:						
Powder Coat	-PBR	No Charge	2-BASE TABLES (144" AND UNDER)		3-BASE TABLES	NOTES
Veneer	-VBR	\$1,841			No Charge	Powder Coat is the only base reveal finish option available on Island Bases
Clear Anodized	-CABR	No Charge			\$2,762	
Polished Stainless	-APSBR	\$2,239			No Charge	
Blackened Nickel	-ABNBR	\$2,239			\$3,357	
Chemetal	-CBR	\$2,239			\$3,357	
Satin Bronze Plating	-SBPBR	\$2,239			\$3,357	

OPTIONS

OPTIONS	CODE	PRICE				
Subtop Metal Detail Options:						
Powder Coat	-MTPB	\$1,122	96"-120" Tables	132"-156" Tables	168"-192" Tables	204"-240" Tables
Polished Stainless	-MTAPS	\$1,584		\$1,188	\$1,256	\$1,320
Clear Anodized	-MTCA	\$1,122		\$1,760	\$1,938	\$2,105
				\$1,188	\$1,256	\$1,320

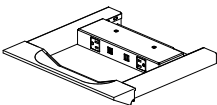
Square with Metal Detail Option

Power & Data Options:

See page 17 and 75-83

Power Drawer Options:

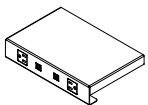
96" Tables	-PD4C	\$7,011	Includes 4 Power Drawers
108"-132" Tables	-PD6C	\$10,515	Includes 6 Power Drawers
144"-168" Tables	-PD8C	\$14,019	Includes 8 Power Drawers
180"-240" Tables	-PD10C	\$17,523	Includes 10 Power Drawers
Remove Power from (1) Power Drawer	-PD0	Deduct \$864	Adds 10" of storage space



Power Drawer

Low Profile Perimeter Power Options:

96" Tables	-LPP4C	\$4,606	Includes 4 Low Profile Perimeter Power Units
108"-132" Tables	-LPP6C	\$6,908	Includes 6 Low Profile Perimeter Power Units
144"-168" Tables	-LPP8C	\$9,097	Includes 8 Low Profile Perimeter Power Units
180"-240" Tables	-LPP10C	\$11,513	Includes 10 Low Profile Perimeter Power Units



Low Profile Perimeter Power

Lighted Low Profile Perimeter Power Options:

96" Tables	-LTPP4C	\$6,299	Provides LED downlighting to illuminate faceplate
108"-132" Tables	-LTPP6C	\$9,247	Includes 4 Low Profile Perimeter Power Units with LED lighted option
144"-168" Tables	-LTPP8C	\$12,193	Includes 6 Low Profile Perimeter Power Units with LED lighted option
180"-240" Tables	-LTPP10C	\$15,140	Includes 8 Low Profile Perimeter Power Units with LED lighted option

Field-Wired:

-FW	No Charge	Not available with Lighted Low Profile Perimeter Power
-----	-----------	--



LAMINATE / FENIX TOPS

GENERAL INFORMATION

- Veneer on base panels is vertical
- Subtop is set back 1/4" from edge of the table top
- Wireless charging can be specified with any other power option on the same table
- Faceplate of the Low Profile Perimeter Power will default to beam color unless otherwise specified
- Metal detail option can be any metal finish (except Chemetal)
- Power Drawer and Low Profile Perimeter Power locations are set within the subtop and are in pre-determined quantities based on the size of the table
- Power Drawers and Perimeter Power Units have (2) Simplex / (2) USB-A+C Chargers on the long sides of the table and (1) Simplex / (1) USB-A+C Charger / (2) Modular AV Inserts/Plates on the ends of the table
- If any finish other than Powder Coat is selected on the base reveal, the 3/4" above and below the base panels defaults to black if no other selection is made
- Power Drawer face is hardwood
- Power Drawer bottom defaults to Knoll Felt - Pewter
- Power Drawer has a space between the drawer and the bottom of the table for wire access/egress when the drawer is closed
- The reveal finish selection will include all interior surfaces on Open Panel bases
- Powder coat is the only option for the Island Base Reveal
- Subtop has a hardwood rail
- Power Matrix availability information is available on page 17
- An optional Wire Chase column can be specified for more robust wire management needs on tables 96"-144"L with an Open or Closed Panel Base. See pages 29 and 38 for additional information.

REQUIRED INFORMATION (ORDER CANNOT BE ENTERED WITHOUT THIS INFORMATION)

See appendix pages vi-vii for surface material options.

LAMINATE TOPS

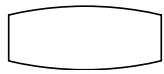
- Choose Laminate Finish
- Choose Veneer Finish, if Hardwood Edge specified
- Choose Edge Band Finish, if Square Edge specified
- Choose Paint Finish, if painted base (-POP, -PCP or -PVN) is specified, or if painted sub-top (-PAP) is specified. If multiple components are specified as painted, they will all be the same finish.
- Choose Chemetal Finish, if specified as base reveal finish (-CBB)

FENIX TOPS

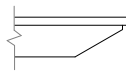
- Choose Fenix Finish
- Choose Veneer Finish, if Hardwood Edge specified
- Choose 1mm Edge Band Finish, if 1mm Edge Band specified
- Choose Paint Finish, if painted base (-POP, -PCP or -PVN) is specified, or if painted sub-top (-PAP) is specified. If multiple components are specified as painted, they will all be the same finish.
- Choose Chemetal Finish, if specified as base reveal finish (-CBB)



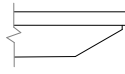
GLASS / STONE TOPS



BOAT TOP



GLASS SQUARE EDGE



STONE SQUARE EDGE

BASE KEY

POP	Painted Open Panel	VOP	Veneer Open Panel
PCP	Painted Closed Panel	VCP	Veneer Closed Panel
PVN	Painted Island	VVN	Veneer Island

GLASS TOP

MODEL #	L x W	TOP SECTIONS	SUBTOP SECTIONS	-POP	-PCP	-PVN	-VOP	-VCP	-VVN
ACNB-9648-G-SQC	96 x 36/48	1	1	19,457	18,628	22,290	20,115	19,104	23,024
ACNB-10848-G-SQC	108 x 36/48	2	1	21,442	20,566	24,432	22,136	21,067	25,206
ACNB-12050-G-SQC	120 x 36/50	2	1	24,980	24,017	28,268	25,743	24,569	29,119
ACNB-13254-G-SQC	132 x 36/54	2	2	28,046	27,042	31,470	28,840	27,617	32,357
ACNB-14454-G-SQC	144 x 36/54	2	2	30,377	29,335	33,939	31,205	29,932	34,862
ACNB-15654-G-SQC	156 x 36/54	2	2	37,663	36,082	35,510	38,914	36,988	36,441
ACNB-16860-G-SQC	168 x 42/60	2	2	42,956	41,291	40,690	44,276	42,245	41,669
ACNB-18060-G-SQC	180 x 42/60	3	2	44,387	42,721	45,740	45,707	43,676	47,039
ACNB-19272-G-SQC	192 x 54/72	4	4	53,449	51,683	54,885	54,849	52,695	56,262
ACNB-20472-G-SQC	204 x 54/72	4	4	57,515	55,677	59,008	58,971	56,731	60,444
ACNB-21672-G-SQC	216 x 54/72	4	4	60,859	58,975	62,388	62,349	60,055	63,856
ACNB-22872-G-SQC	228 x 54/72	4	4	63,398	61,498	64,943	64,904	62,586	66,425
ACNB-24072-G-SQC	240 x 54/72	4	4	66,096	64,174	67,658	67,619	65,276	69,158

STONE TOP

MODEL #	L x W	TOP SECTIONS	SUBTOP SECTIONS	-POP	-PCP	-PVN	-VOP	-VCP	-VVN
ACNB-9648-S-SQC	96 x 36/48	2	1	26,356	25,232	30,193	27,247	25,877	31,188
ACNB-10848-S-SQC	108 x 36/48	2	1	29,045	27,858	33,094	29,985	28,537	34,143
ACNB-12050-S-SQC	120 x 36/50	2	1	33,837	32,532	38,290	34,871	33,280	39,443
ACNB-13254-S-SQC	132 x 36/54	2	2	37,990	36,630	42,628	39,065	37,409	43,829
ACNB-14454-S-SQC	144 x 36/54	2	2	41,148	39,736	45,972	42,269	40,545	47,222
ACNB-15654-S-SQC	156 x 36/54	2	2	51,016	48,875	48,100	52,712	50,102	49,362
ACNB-16860-S-SQC	168 x 42/60	3	2	58,186	55,930	55,116	59,974	57,224	56,444
ACNB-18060-S-SQC	180 x 42/60	3	2	60,125	57,869	61,958	61,913	59,162	63,717
ACNB-19272-S-SQC	192 x 54/72	4	4	72,399	70,008	74,345	74,296	71,378	76,210
ACNB-20472-S-SQC	204 x 54/72	4	4	77,908	75,419	79,931	79,880	76,845	81,874
ACNB-21672-S-SQC	216 x 54/72	4	4	82,437	79,885	84,508	84,456	81,348	86,497
ACNB-22872-S-SQC	228 x 54/72	4	4	85,877	83,303	87,969	87,917	84,777	89,977
ACNB-24072-S-SQC	240 x 54/72	4	4	89,532	86,928	91,647	91,594	88,421	93,679

MATERIAL SELECTIONS

CODE PRICE

Subtop Finish Options:

Paint	-PAP	96"-120" Tables	132"-156" Tables	168"-192" Tables	204"-240" Tables
Veneer	-VAP	No Charge	No Charge	No Charge	No Charge

Satin Glass Option:

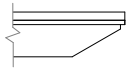
Satin Glass	-FSG	96" Tables	102"-132" Tables	144-180" Tables	192-228" Tables	240" Tables
		\$739	\$940	\$1,175	\$2,939	\$3,072

Base Reveal Finish Options:

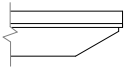
Powder Coat	-PBR	2-BASE TABLES (144" AND UNDER)	3-BASE TABLES	NOTES
Veneer	-VBR	No Charge	No Charge	Powder Coat is the only base reveal finish option available on Island Bases
Clear Anodized	-CABR	\$1,841	\$2,762	
Polished Stainless	-APSB	No Charge	No Charge	
Blackened Nickel	-ABNBR	\$2,239	\$3,357	
Chemetal	-CBR	\$2,239	\$3,357	
Satin Bronze Plating	-SBPBR	\$2,239	\$3,357	



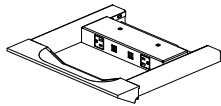
GLASS / STONE TOPS



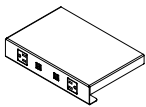
Glass Square with Metal Detail Option



Stone Square with Metal Detail Option



Power Drawer



Low Profile Perimeter Power

OPTIONS	CODE	PRICE				
Subtop Metal Detail Options:						
Powder Coat	-MTPB	\$1,122	96"-120" Tables	132"-156" Tables	168"-192" Tables	204"-240" Tables
Polished Stainless	-MTAPS	\$1,584		\$1,188	\$1,256	\$1,320
Clear Anodized	-MTCA	\$1,122		\$1,760	\$1,938	\$2,105
				\$1,188	\$1,256	\$1,320
Power & Data Options:			See pages 18-19 and 75-83			
Power Drawer Options:						
96" Tables	-PD4C	\$7,011	Includes 4 Power Drawers			
108"-132" Tables	-PD6C	\$10,515	Includes 6 Power Drawers			
144"-168" Tables	-PD8C	\$14,019	Includes 8 Power Drawers			
180"-240" Tables	-PD10C	\$17,523	Includes 10 Power Drawers			
Remove Power from (1) Power Drawer	-PD0	Deduct \$864	Adds 10" of storage space			
Low Profile Perimeter Power Options:						
96" Tables	-LPP4C	\$4,606	Includes 4 Low Profile Perimeter Power Units			
108"-132" Tables	-LPP6C	\$6,908	Includes 6 Low Profile Perimeter Power Units			
144"-168" Tables	-LPP8C	\$9,097	Includes 8 Low Profile Perimeter Power Units			
180"-240" Tables	-LPP10C	\$11,513	Includes 10 Low Profile Perimeter Power Units			
Lighted Low Profile Perimeter Power Options:						
96" Tables	-LTPP4C	\$6,299	Provides LED downlighting to illuminate faceplate			
108"-132" Tables	-LTPP6C	\$9,247	Includes 4 Low Profile Perimeter Power Units with LED lighted option			
144"-168" Tables	-LTPP8C	\$12,193	Includes 6 Low Profile Perimeter Power Units with LED lighted option			
180"-240" Tables	-LTPP10C	\$15,140	Includes 8 Low Profile Perimeter Power Units with LED lighted option			
			Includes 10 Low Profile Perimeter Power Units with LED lighted option			
Field-Wired:	-FW	No Charge	Not available with Lighted Low Profile Perimeter Power			

GENERAL INFORMATION

- Veneer on base panels is vertical
- Subtop is set back 1/4" from edge of the table top
- Wireless charging can be specified with any other power option on the same table
- Faceplate of the Low Profile Perimeter Power will default to beam color unless otherwise specified
- Metal detail option can be any metal finish (except Chemetal)
- Power Drawer and Low Profile Perimeter Power locations are set within the subtop and are in pre-determined quantities based on the size of the table
- Power Drawers and Perimeter Power Units have (2) Simplex / (2) USB-A+C Chargers on the long sides of the table and (1) Simplex / (1) USB-A+C Charger / (2) Modular AV Inserts/Plates on the ends of the table
- If any finish other than Powder Coat is selected on the base reveal, the 3/4" above and below the base panels defaults to black if no other selection is made
- Power Drawer face is hardwood
- Power Drawer bottom defaults to Knoll Felt - Pewter
- Power Drawer has a space between the drawer and the bottom of the table for wire access/egress when the drawer is closed
- The reveal finish selection will include all interior surfaces on Open Panel bases
- Powder coat is the only option for the Island Base Reveal
- Subtop has a hardwood rail
- Top sections noted are for tables without power units. When power units are specified in the table, the top sections are determined by the size of the power unit, quantity and location.
- An optional Wire Chase column can be specified for more robust wire management needs on tables 96"-144" L with an Open or Closed Panel Base. See pages 29 and 38 for additional information.

REQUIRED INFORMATION (ORDER CANNOT BE ENTERED WITHOUT THIS INFORMATION)

See appendix pages vi-vii for surface material options.

GLASS TOP


- Choose Glass Finish
- Choose Veneer Finish, if Veneer base (-VOP, -VCP or -VVN) is specified, if Veneer sub-top (-VAP) is specified, or if Veneer is selected for Base Reveal (-VBR). If multiple components are specified as Veneer, they will all be the same finish.
- Choose Paint Finish, if painted base (-POP, -PCP or -PVN) is specified, or if painted sub-top (-PAP) is specified. If multiple components are specified as painted, they will all be the same finish.
- Choose Chemetal Finish, if specified as base reveal finish (-CBR)

STONE TOP

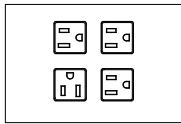
- Choose Stone Finish
- Choose Veneer Finish, if Veneer base (-VOP, -VCP or -VVN) is specified, if Veneer sub-top (-VAP) is specified, or if Veneer is selected for Base Reveal (-VBR). If multiple components are specified as Veneer, they will all be the same finish.
- Choose Paint Finish, if painted base (-POP, -PCP or -PVN) is specified, or if painted sub-top (-PAP) is specified. If multiple components are specified as painted, they will all be the same finish.
- Choose Chemetal Finish, if specified as base reveal finish (-CBR)



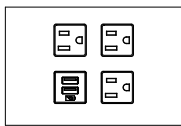
POWER AND DATA OPTIONS

POWER MATRIX SMALL OR COMPACT	MODEL #	DESCRIPTION	W x D	SIMPLEX OUTLETS	BLANK	DATA*	PRICE
	PM-AC-SM-G	Small - Glass Door	6 x 5.375	2	2	1	1,635
	PM-AC-SM-M	Small - Metal Door	6 x 5.375	2	2	1	1,635
	PM-AC-SM-W	Small - Wood Door	6 x 5.375	2	2	1	2,062
	PM-AC-SM-G-C	Compact - Glass Door	6 x 5.375	2	2	1	1,635
	PM-AC-SM-M-C	Compact - Metal Door	6 x 5.375	2	2	1	1,635
	PM-AC-SM-W-C	Compact - Wood Door	6 x 5.375	2	2	1	2,062

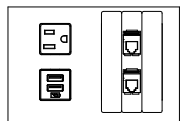
*Each data faceplate includes two RJ-45 (Data) connectors



-FOUR



-THREE-C



-USB-C

OPTIONS	CODE	PRICE	NOTES
4 Simplex Receptacles	Add -FOUR	No Charge	Replace Modular AV Inserts/Plates with 2 simplex receptacles
3 Simplex Receptacles/Charging USB-A+C	Add -THREE-C	No Charge	Replace Modular AV Inserts/Plates with 1 simplex receptacle and 1 charging USB-A+C
USB-A+C Charging	Add -USB-C	\$128 per unit	USB-A+C charger, replaces one of the simplex outlets
Polished Chrome Door	Add -PD	\$245 per unit	Only available with metal door option
Polished Chrome Bezel	Add -PB	\$349 per unit	Only available on glass, stone and laminate top tables
Field-Wired	Add -FW	Deduct \$48 per unit	May be required in New York City, Chicago and San Francisco. Check with an electrician for local codes and requirements.
Single Infeed Option Available	See page 79		

GENERAL INFORMATION

- Compact Power Matrix is the only option available on round tables
- For Veneer, Glass or Solid Surface tables, Power Matrix will be bezel free and the door will match the table top
- For Stone tables, Power Matrix will be bezel free and the door can be specified as metal or glass
- For Laminate or Fenix tables, Power Matrix will have a bezel and the door can be specified as metal or glass
- Wood species and finish will default to the same as the table top if wood door version is specified
- Power Matrix cord is 144" -long
- Glass doors are 3/8" -thick, metal doors are 1/8" -thick
- Wood doors are 1/4" -thick,
- Metal doors are 5/16" -thick
- Glass door is back-painted low-iron glass
- Glass door is square, and does not have the "file folder" design like the metal and wood Power Matrix doors
- Interior body is clear anodized aluminum
- Each unit includes a 15 amp, 12' power infeed (plug in only)
- If Field-Wired option is specified, each unit includes a 6' flexible metal conduit and requires a hardwire connection
- Standard configuration: Two simplex receptacles, two RJ-45 data connectors and two single blank faceplates
- Additional data/AV faceplate options are on page 82

REQUIRED INFORMATION: (ORDER CANNOT BE ENTERED WITHOUT THIS INFORMATION)

See appendix pages vi-vii for surface material options.

- Choose location code & quantity from the charts on pages 14-19
- Choose Glass Door Finish, if glass door version is specified
- Choose Metal Finish, if metal door version is specified or for the bezel finish on laminate tables



POWER AND DATA OPTIONS

POWER MATRIX MEDIUM	MODEL #	DESCRIPTION	W x D	SIMPLEX OUTLETS	BLANK	DATA*	PRICE
	PM-AC-MD-G	Medium - Glass Door	8.25 x 5.375	4	3	1	2,576
	PM-AC-MD-M	Medium - Metal Door	8.25 x 5.375	4	3	1	2,576
	PM-AC-MD-W	Medium - Wood Door	8.25 x 5.375	4	3	1	3,006

*Each data faceplate includes two RJ-45 (Data) connectors

OPTIONS	CODE	PRICE	NOTES
USB-A+C Charging	Add -USB-C	\$128 per unit	USB-A+C charger, replaces one of the simplex outlets
Polished Chrome Door	Add -PD	\$330 per unit	Only available with metal door option
Polished Chrome Bezel	Add -PB	\$390 per unit	Only available on glass, stone and laminate top tables
Field-Wired	Add -FW	Deduct \$48 per unit	May be required in New York City, Chicago and San Francisco. Check with an electrician for local codes and requirements.
Single Infeed Option Available	See s		

GENERAL INFORMATION

- For Veneer, Glass or Solid Surface tables, Power Matrix will be bezel free and the door will match the table top
- For Stone tables, Power Matrix will be bezel free and the door can be specified as metal or glass
- For Laminate or Fenix tables, Power Matrix will have a bezel and the door can be specified as metal or glass
- Wood species and finish will default to the same as the table top if wood door version is specified
- Power Matrix cord is 144"-long
- Glass doors are 3/8"-thick, metal doors are 1/8"-thick
- Wood doors are 1/4"-thick,
- Metal doors are 5/16"-thick
- Glass door is back-painted low-iron glass
- Glass door is square, and does not have the "file folder" design like the metal and wood Power Matrix doors
- Interior body is clear anodized aluminum
- Each unit includes a 15 amp, 12" power infeed (plug in only)
- If Field-Wired option is specified, each unit includes a 6' flexible metal conduit and requires a hardwire connection
- Standard configuration: Four simplex receptacles, two RJ-45 data connectors and three single blank faceplates
- Additional data/AV faceplate options are on page 82

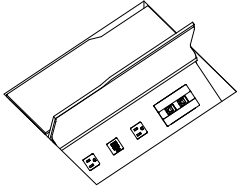
REQUIRED INFORMATION: (ORDER CANNOT BE ENTERED WITHOUT THIS INFORMATION)

See appendix pages vi-vii for surface material options.

- Choose location code & quantity from the charts on pages 14-19
- Choose Glass Door Finish, if glass door version is specified
- Choose Metal Finish, if metal door version is specified or for the bezel finish on laminate and glass tables



POWER AND DATA OPTIONS

POWER MATRIX LARGE	MODEL #	DESCRIPTION	W x D	SIMPLEX OUTLETS	BLANK	DATA*	PRICE
	PM-AC-LG-G	Large - Glass Door	15.25 x 10.25	6	4	2	4,293
	PM-AC-LG-M	Large - Metal Door	15.25 x 10.25	6	4	2	4,293
	PM-AC-LG-W	Large - Wood Door	15.25 x 10.25	6	4	2	4,977

*Each data faceplate includes two RJ-45 (Data) connectors

OPTIONS	CODE	PRICE	NOTES
USB-A+C Charging	Add -USB-C	\$249 per unit	USB-A+C charger, replaces one of the simplex outlets per side
Polished Chrome Door	Add -PD	\$811 per unit	Only available with metal door option
Polished Chrome Bezel	Add -PB	\$627 per unit	Only available on glass, stone and laminate top tables
Field-Wired	Add -FW	Deduct \$87 per unit	May be required in New York City, Chicago and San Francisco. Check with an electrician for local codes and requirements.
Single Infeed Option Available	See page 79		

GENERAL INFORMATION

- For Veneer, Glass or Solid Surface tables, Power Matrix will be bezel free and the door will match the table top
- For Stone tables, Power Matrix will be bezel free and the door can be specified as metal or glass
- For Laminate or Fenix tables, Power Matrix will have a bezel and the door can be specified as metal or glass
- Wood species and finish will default to the same as the table top if wood door version is specified
- Power Matrix cord is 144"-long
- Glass doors are 3/8"-thick, metal doors are 1/8"-thick
- Wood doors are 1/4"-thick,
- Metal doors are 5/16"-thick
- Glass door is back-painted low-iron glass
- Glass door is square, and does not have the "file folder" design like the metal and wood Power Matrix doors
- Interior body is clear anodized aluminum
- Each unit includes a 15 amp, 12' power infeed (plug in only)
- If Field-Wired option is specified, each unit includes a 6' flexible metal conduit and requires a hardwire connection
- Standard configuration: Six simplex receptacles, four RJ-45 data connectors and four single blank faceplates
- Additional data/AV faceplate options are on page 82

REQUIRED INFORMATION: (ORDER CANNOT BE ENTERED WITHOUT THIS INFORMATION)

See appendix pages vi-vii for surface material options.

- Choose location code & quantity from the charts on pages 14-19
- Choose Glass Door Finish, if glass door version is specified
- Choose Metal Finish, if metal door version is specified or for the bezel finish on laminate tables



POWER AND DATA OPTIONS

POWER MATRIX EXTRA LARGE	MODEL #	DESCRIPTION	W x D	SIMPLEX OUTLETS	BLANK	DATA*	PRICE
	PM-AC-XL-G	Extra Large - Glass Door	30.25 x 10.75	8	8	4	6,005
	PM-AC-XL-M	Extra Large - Metal Door	30.25 x 10.75	8	8	4	6,005
	PM-AC-XL-W	Extra Large - Wood Door	30.25 x 10.75	8	8	4	6,692

*Each data faceplate includes two RJ-45 (Data) connectors

OPTIONS	CODE	PRICE	NOTES
USB-A+C Charging	Add -USB-C	\$249 per unit	USB-A+C charger, replaces one of the simplex outlets per side
Polished Chrome Door	Add -PD	\$1,137 per unit	Only available with metal door option
Polished Chrome Bezel	Add -PB	\$817 per unit	Only available on glass, stone and laminate top tables
Field-Wired	Add -FW	Deduct \$87 per unit	May be required in New York City, Chicago and San Francisco. Check with an electrician for local codes and requirements.
Single Infeed Option Available	See page 79		

GENERAL INFORMATION

- For Veneer, Glass or Solid Surface tables, Power Matrix will be bezel free and the door will match the table top
- For Stone tables, Power Matrix will be bezel free and the door can be specified as metal or glass
- For Laminate or Fenix tables, Power Matrix will have a bezel and the door can be specified as metal or glass
- Wood species and finish will default to the same as the table top if wood door version is specified
- Power Matrix cord is 144"-long
- Glass doors are 3/8"-thick, metal doors are 1/8"-thick
- Wood doors are 1/4"-thick,
- Metal doors are 5/16"-thick
- Glass door is back-painted low-iron glass
- Glass door is square, and does not have the "file folder" design like the metal and wood Power Matrix doors
- Interior body is clear anodized aluminum
- Each unit includes a 15 amp, 12' power infeed (plug in only)
- If Field-Wired option is specified, each unit includes a 6' flexible metal conduit and requires a hardwire connection
- Standard configuration: Eight simplex receptacles, eight RJ-45 data connectors and eight single blank faceplates
- Additional data/AV faceplate options are on page 82

REQUIRED INFORMATION: (ORDER CANNOT BE ENTERED WITHOUT THIS INFORMATION)

See appendix pages vi-vii for surface material options.

- Choose location code & quantity from the charts on pages 14-19
- Choose Glass Door Finish, if glass door version is specified
- Choose Metal Finish, if metal door version is specified or for the bezel finish on laminate tables




POWER AND DATA OPTIONS

SINGLE INFEED OPTION	MODEL #	DESCRIPTION	PRICE
	SI-H	Single In-Feed Option, Hard-wired	608
	SI-C	Single In-Feed Option, Corded (Plug-in)	734

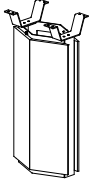
GENERAL INFORMATION

- Tables 72"-120" in length include 2 duplex receptacles with the modular power system
- Tables 132"-240" in length include 3 duplex receptacles with the modular power system
- Hardwired and Corded Single Infeed options are 7' long
- Single Infeed option cannot be specified in conjunction with the Field-Wired (-FW) option
- Corded Single Infeed option will require a 20-amp power outlet in the floor monument and reduces the modular electrical system in the table to a single circuit

RETRACTORS	MODEL #	DESCRIPTION	PRICE
	CR-CAT6	CAT6 Retractor	996
	CR-HDMI	HDMI Retractor	996
	CR-DISPLAY	Display Port Retractor	996
	CR-USB	Data USB Retractor	996

GENERAL INFORMATION

- Mounting bracket and attaching hardware included with each retractor
- Can only be used with Power Matrix Small or Medium units
- Not available on round tables
- One Cable Pass Through Set (one top, one bottom) Modular AV Insert/Plate included. Double style Modular AV Inserts/Plates.
- See page 23 for availability by table size

WIRE CHASE	MODEL #	DIMENSIONS	VENEER -V	PAINTED -P
	ACSB	12.5 x 7.5	1,118	1,062

GENERAL INFORMATION

- Wire Chase option to be used with two base tables (not for structural support)
- May be specified on tables 96"-144" L
- Wire Management opening is 6" x 7"
- Wire Chase is located perpendicular to the base locations (see page 38 for location illustration)

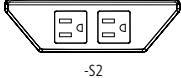
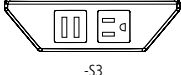
REQUIRED INFORMATION: (ORDER CANNOT BE ENTERED WITHOUT THIS INFORMATION)

See appendix pages vi-vii for surface material options.

- Choose Veneer Finish, if applicable
- Choose Paint Finish, if applicable



POWER AND DATA OPTIONS

HARDWIRE INFEED POWER RAIL KIT	MODEL #	TOTAL # OF RAILS	ELECTRICAL OUTLETS	(2) SIMPLEX -S2	ELECTRICAL OUTLETS	(1) SIMPLEX / (1) CHARGING USB -S3
(Includes Power Rails, Hardwire Infeed and Modular Power Components)  -S2  -S3	AC-RAIL-1-H	1	2	1,462	1	1,462
	AC-RAIL-2-H	2	4	2,320	2	2,320
	AC-RAIL-3-H	3	6	3,177	3	3,177
	AC-RAIL-4-H	4	8	4,036	4	4,036
	AC-RAIL-5-H	5	10	4,894	5	4,894
	AC-RAIL-6-H	6	12	5,749	6	5,749
	AC-RAIL-7-H	7	14	6,605	7	6,605
	AC-RAIL-8-H	8	16	7,461	8	7,461
	AC-RAIL-9-H	9	18	8,321	9	8,321
	AC-RAIL-10-H	10	20	9,179	10	9,179
	AC-RAIL-11-H	11	22	10,035	11	10,035
	AC-RAIL-12-H	12	24	10,892	12	10,892

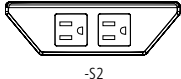
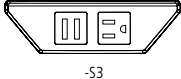
GENERAL INFORMATION

- Includes modular power electrical system
- Hardwire infeed is 7" long
- Not available on Stone Top tables
- Maximum of 12 Power Rails per table
- Simplex receptacles will be white, when Burnished, Cloud or Foil powdercoat finishes are specified. Black simplex receptacles will be used for all other powdercoat finishes.
- Power Rails not available in Clear or Black Anodized

REQUIRED INFORMATION: (ORDER CANNOT BE ENTERED WITHOUT THIS INFORMATION)

See appendix pages vi-vii for surface material options.

- Choose Metal Finish

CORDED INFEED POWER RAIL KIT	MODEL #	TOTAL # OF RAILS	ELECTRICAL OUTLETS	(2) SIMPLEX -S2	ELECTRICAL OUTLETS	(1) SIMPLEX / (1) CHARGING USB -S3
(Includes Power Rails, Corded Infeed and Modular Power Components)  -S2  -S3	AC-RAIL-1-C	1	2	1,589	1	1,589
	AC-RAIL-2-C	2	4	2,450	2	2,450
	AC-RAIL-3-C	3	6	3,306	3	3,306
	AC-RAIL-4-C	4	8	4,161	4	4,161
	AC-RAIL-5-C	5	10	5,018	5	5,018
	AC-RAIL-6-C	6	12	5,879	6	5,879
	AC-RAIL-7-C	7	14	6,736	7	6,736
	AC-RAIL-8-C	8	16	7,591	8	7,591
	AC-RAIL-9-C	9	18	8,448	9	8,448
	AC-RAIL-10-C	10	20	9,307	10	9,307
	AC-RAIL-11-C	11	22	10,165	11	10,165
	AC-RAIL-12-C	12	24	11,021	12	11,021

GENERAL INFORMATION

- Not available on Stone Top tables
- Data rails do not count toward the maximum of 12 Power Rails per table. For information on how many Data Rails a specific table size can accommodate, please contact Nucraft Customer Service.
- Data Rails not available in Clear or Black Anodized

REQUIRED INFORMATION: (ORDER CANNOT BE ENTERED WITHOUT THIS INFORMATION)

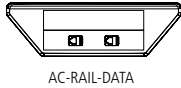
See appendix pages vi-vii for surface material options.

- Choose Metal Finish



POWER AND DATA OPTIONS

DATA RAIL	MODEL #	DESCRIPTION	PRICE
-----------	---------	-------------	-------



AC-RAIL-DATA

AC-RAIL-DATA	Data Rail includes (1) blank faceplate and (1) dual RJ-45 faceplate	664
--------------	---	-----

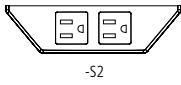
GENERAL INFORMATION

- Not available on Stone Top tables
- Data rails do not count toward the maximum of 12 Power Rails per table. For information on how many Data Rails a specific table size can accommodate, please contact Nucraft Customer Service.
- Data Rails not available in Clear or Black Anodized

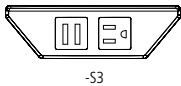
REQUIRED INFORMATION: (ORDER CANNOT BE ENTERED WITHOUT THIS INFORMATION)

- See appendix pages vi-vii for surface material options.
- Choose Metal Finish

FIELD-WIRED	MODEL #	DESCRIPTION	(2) SIMPLEX -S2	(1) SIMPLEX / (1) CHARGING USB -S3
-------------	---------	-------------	--------------------	---------------------------------------



-S2



-S3

AC-RAIL-FW	Field-Wired Power Rail	764	764
------------	------------------------	-----	-----

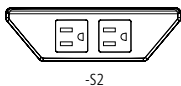
GENERAL INFORMATION

- Includes 6' flexible metal conduit and required a hardwire connection
- Not available on Stone Top tables
- Maximum of 12 Power Rails per table
- May be required in New York City, Chicago and San Francisco. Check with an electrician for local codes and requirements. A junction box will be provided when ordering the FW-RAIL-FW option.
- Power Rails not available in Clear or Black Anodized

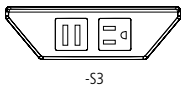
REQUIRED INFORMATION: (ORDER CANNOT BE ENTERED WITHOUT THIS INFORMATION)

- See appendix pages vi-vii for surface material options.
- Choose Metal Finish

INDIVIDUAL POWER RAIL	MODEL #	DESCRIPTION	(2) SIMPLEX -S2	(1) SIMPLEX / (1) CHARGING USB -S3
-----------------------	---------	-------------	--------------------	---------------------------------------



-S2



-S3

AC-RAIL	Power Rail	861	861
---------	------------	-----	-----

GENERAL INFORMATION

- Individual power rails do not include a modular power system. Each Power Rail must directly plug into a floor core with a 6'-corded 15-amp plug-in infeed. (Typically used with smaller tables, rounds, squares, soft squares, where a modular power system is not required.)
- Not available on Stone Top tables
- Maximum of 12 Power Rails per table
- Simplex receptacles will be white, when Burnished, Cloud or Foil powdercoat finishes are specified. Black simplex receptacles will be used for all other powdercoat finishes.
- Power Rails not available in Clear or Black Anodized

REQUIRED INFORMATION: (ORDER CANNOT BE ENTERED WITHOUT THIS INFORMATION)

- See appendix pages vi-vii for surface material options.
- Choose Metal Finish



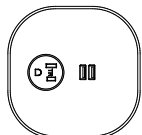
POWER AND DATA OPTIONS

DATA FACEPLATES	MODEL #	DESCRIPTION	STYLE	W x H	PRICE
	FLDF-1	Blank faceplate, single height	Single	3-1/2 x 5/8	81
	FLDF-2	One VGA 15-pin HD Female to Female Gender Changer, one 3.5mm Stereo Mini Jack to Solder Tabs	Single	3-1/2 x 5/8	284
	FLDF-3	One VGA 15-pin HD Female to Female Gender Changer	Single	3-1/2 x 5/8	223
	FLDF-4	One RJ-11 Female to Punch Down - Phone	Single	3-1/2 x 5/8	223
	FLDF-5	One RJ-45 Female to Female Barrel - Data	Single	3-1/2 x 5/8	182
	FLDF-6	Two RJ-45 Female to Female Barrels, single height	Single	3-1/2 x 5/8	244
	FLDF-7	Two RJ-45 Female to Punch Down for CAT 6 - AMP	Single	3-1/2 x 5/8	345
	FLDF-8	Two RJ-45 Female to Punch Down for CAT 6 - Leviton	Single	3-1/2 x 5/8	345
	FLDF-10	Two RJ-45 Female to Punch Down for CAT 6 - Panduit	Single	3-1/2 x 5/8	345
	FLDF-11	Two USB A Female to Two USB A Female on 10" Pigtails	Single	3-1/2 x 5/8	386
	FLDF-12	Blank faceplate, double height	Double	3-1/2 x 1-3/8	101
	FLDF-13	Two RJ-45 Female to Female Barrels, double height	Double	3-1/2 x 1-3/8	244
	FLDF-14	Cable Pass-Through Set - one top, one bottom	Double	3-1/2 x 1-3/8	426
	FLDF-15	One HDMI Female to Female Barrel	Single	3-1/2 x 5/8	284

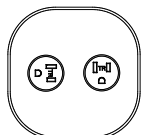
GENERAL INFORMATION

- Each FW-RAIL-DATA unit holds two Single Space faceplates
- Faceplates are black

TWO PORT POWER CAP	MODEL #	DESCRIPTION	W x D	SIMPLEX OUTLETS	USB-A+C	DATA	ONE UNIT (CENTERED) -1
For use with Column Base	ACC-SU-B-C-[]	Black Simplex	5 x 5	1	1	-	1,249
	ACC-SU-W-C-[]	White Simplex	5 x 5	1	1	-	1,249
	ACC-SS-B-[]	Black Simplex	5 x 5	2	-	-	1,072
	ACC-SS-W-[]	White Simplex	5 x 5	2	-	-	1,072



ACC-SU



ACC-SS

OPTIONS	CODE	PRICE	NOTES
Polished Chrome Plate	Add -PCP	\$78 per unit	
Field-Wired	Add -FW	Add \$112 per unit	May be required in New York City, Chicago and San Francisco. Check with an electrician for local codes and requirements.

GENERAL INFORMATION

- Available on Round Tops with Column Base only
- Available at center location only

REQUIRED INFORMATION: (ORDER CANNOT BE ENTERED WITHOUT THIS INFORMATION)

- See appendix pages vi-vii for surface material options.
- Choose Metal Finish (unless Polished Chrome has been specified)

GROMMET	MODEL #	DESCRIPTION	DIAMETER	PRICE
	GR	Round Grommet	2" Dia	242



OPTIONS	CODE	PRICE	NOTES
Polished Chrome Grommet	Add -PCG	\$98 per unit	

GENERAL INFORMATION

- Available on Round Tops with Column Base only
- Available at center location only

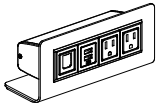
REQUIRED INFORMATION: (ORDER CANNOT BE ENTERED WITHOUT THIS INFORMATION)

- See appendix pages vi-vii for surface material options.
- Choose Metal Finish: Powder Coat, Clear Anodized or Polished Chrome (upcharge applies)

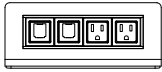


FREESTANDING POWER OPTION

TECH ZONE	MODEL #	DESCRIPTION	SIMPLEX OUTLETS	OPEN DATA PORTS	CHARGING USB-A+C	PRICE
	ZONE-DATA	(2) Simplex receptacles, (2) Open data ports	2	2	-	375
	ZONE-USB-C	(2) Simplex receptacles, (1) Charging USB-A+C, (1) Open data port	2	1	1	449



ZONE-USB-C



ZONE-DATA



ZONE-USB-C

GENERAL INFORMATION

- 72" long plug-in infeed cord
- Finish is black
- Includes a Voice/Data Adapter Kit to accept couplers and jacks when required



Appendix



This price book supercedes all previous versions.

Before placing your order, confirm you have all required information necessary. Lead times for orders begin after all required information is included and correct.

Delivery Information

We know lead times are important and sticking to them even more so. We work to maintain a 6-8 week lead time on all standard products in this book from receipt of a clean order. All orders are acknowledged with an approximate shipping date and will be invoiced with the price in effect at the date the purchase order is received. For current lead times, please review www.nucraft.com/resources/lead-times.

Shipping charges are prepaid (within the continental U.S.). Therefore, pricing is a delivered price based on normal ground transportation. If you have special instructions, need to ship by air, or are shipping to Alaska or Hawaii, contact Nucraft Customer Service. Nucraft can also help arrange to have products blanket wrapped for an additional charge. Contact the Nucraft Customer Service team or specify it on your purchase order.

Minimum Freight Charge: Any order below \$3,000 net will be assessed a \$500 net minimum freight charge (one per order).

Orders are subject to acquiring the materials required for manufacturing. Fulfillment can be affected by strikes, fires, embargoes and acts of government. These elements are beyond our control.

Nucraft offers a variety of services to accommodate a wide range of delivery requirements. Availability of these services is dependent on a number of factors and may not be offered with all shipments. Examples of delivery services that have additional fees include:

- Specific date
- Specific time of day, morning or afternoon
- Delivery to a warehouse before delivery to its final destination (unless product is picked up at the warehouse)

Contact the Nucraft Customer Service team for availability and pricing on these services.

Freight Terms

Shipping charges for Nucraft products are prepaid for standard delivery in the continental United States. Standard delivery is defined as follows: Product is delivered on a 53' trailer being pulled by a long-haul tractor (total length of 85'). Facility will receive delivery Monday through Friday between the hours of 8:00 AM and 4:00 PM. Facility has docks with levelers and a fork truck for unloading. Product will be loaded on load bars two levels high. Receiving facility is responsible to have personnel on hand to unload the truck upon arrival, drivers do not unload. Delivery sites or times that do not meet these criteria may be accommodated, but will incur a charge to cover additional shipping costs. Please **notify Nucraft a minimum of two weeks prior to shipment** to arrange special services and determine additional charges.

Storage

Nucraft has no storage facilities for finished product. If a customer cannot accept an order when it is ready for shipment, the customer must designate an alternative shipping address. If no address is provided, Nucraft may, at its discretion, transfer the product to storage. If product is transferred to an off-site storage facility, the customer may be charged for transportation to the facility and for any associated storage fees. Nucraft considers transfer of the product to a storage facility the equivalent of shipment, including invoicing and payment. Customers assume the risk of damage or loss during storage.

Transportation Times and Delays

Third party carriers that Nucraft contracts with will make reasonable efforts to accommodate requested delivery times and dates. Scheduled delivery appointments may, however, be delayed for a variety of reasons, including inclement weather, traffic, transportation equipment problems, and delays encountered at other delivery locations along the delivery route. Nucraft does not recommend scheduling activities that depend on the delivery appointment (for example, scheduling furniture installers to install furniture the day of the delivery appointment). Nucraft shall not be liable for any costs incurred as a result of a missed delivery appointment.

Shipment Damage Claims

Legal title to merchandise passes to the buyer upon acceptance by the carrier. Inspect all cartons upon delivery. Details of visible damage should be noted on the delivery receipt. Do not destroy packaging, transport to site, or install product if damage is found upon inspection. Inspection of products should be completed upon delivery to the receiver. If visible damage is apparent, a claim should be filed immediately with Nucraft Customer Service. If visible damage is not apparent, sign the delivery receipt "No visible damage." This will allow recourse for a concealed damage claim. Concealed damage claims must be filed within 15 days of receipt, **prior to transporting or installing any product.**

Do not destroy packing materials until shipment has been inspected. If damage is found, proceed to file a claim with Nucraft Customer Service.

Failure to make any claims against Nucraft within 15 days shall constitute acceptance of the merchandise and a waiver of any defects, errors or shortages discovered upon inspection.

Cancellations

Cancellations must be reviewed by our Customer Service team. Because we build your products to order, orders cannot be cancelled once processing has begun. Processing includes but is not limited to development of shop drawings and other engineering drawings. If cancellation is approved, a processing fee of 20-100% will be assessed based on the status of the order.

Change Order Policy

Nucraft will make every attempt to honor any reasonable change request to product provided that the request is received prior to start of production. Change orders will be accepted only if the request is made in writing and received in time to make the change. Nucraft reserves the right to increase our acknowledged price and ship date if necessary to make the requested changes. Please submit any change order request to our Customer Service team. Nucraft will assess charges to the customer as stipulated in the following:

- Standard Orders: Change orders received prior to production will be charged \$400 net to cover administrative costs.
- Special Orders: Change orders received prior to production will be charged \$400 net to cover administrative costs. There may be additional costs associated with engineering labor required for the change order.
- Change orders received after production must be evaluated by Nucraft. If approved, the charge will be \$400 net plus any restocking charges accumulated. There may be additional costs associated with engineering and/or manufacturing labor, as well as material costs, required for the change order.



Repair Authorization

Prior written approval is required for repairs of merchandise charged to Nucraft. Failure to do so will result in customer funded repairs.

Payment Terms

Deposits are required at the time of order due to the custom nature of our products. See information regarding Cancellations above.

Credit terms are available to qualified customers. Please contact AR@Nucraft.com to start the application process. Note that the credit application process requires a valid sales tax exemption or resale tax certificate, Form W-9, and three current trade references.

Credit Card Payments are accepted via web portal. Please contact AR@Nucraft.com for payment instructions. Note that a 2% convenience fee will be added for using this payment method and no early pay discounts are allowed on credit card payments.

Warranty

Nucraft Furniture is warranted to be free from defects in materials and workmanship for a period of ten years of single shift use. Limitations include:

- Mechanical Devices such as latches, casters, and other moving components are warranted for five years of the date of original delivery.
- Height adjustable components are warranted for two years of the date of original delivery.
- The following are warranted for one year of the date of original delivery:
 - Textiles
 - Electrical Components
 - Refrigeration Units
 - Custom Products not described in Nucraft's Catalogue

This warranty is applicable only if furniture is properly installed and maintained in an office environment. This warranty extends only to products manufactured and sold in North America and only to original purchasers acquiring new Nucraft product through authorized dealers or approved sellers.

During this warranty period, Nucraft's sole obligation is to repair or replace, at Nucraft's discretion, products which prove to be defective during the warranty period.

This warranty does not cover:

- Damage caused by a carrier.
- Damage from user modification, misuse, abuse, accident, or negligence.
- Customer's Own Material (COM) specified by the customer that is not a standard product offering.
- Color, grain, or texture of wood and other covering material.

Nucraft extends no other warranties, expressed or implied, including warranty of merchantability or fitness for a particular purpose. Nucraft shall not be liable for loss of time, inconvenience, commercial loss, incidental or consequential damages.

Environmental Statement

Nucraft is committed to supporting responsible environmental policies and practices in all that we do. We strive for sustainability, weighing our business decisions against the costs to the ecological, social and economic systems they affect.

Our products are manufactured to meet the credit requirements of the U.S. Green Building Council's LEED rating systems in one or more of the following categories:

- Recycled Content
- Certified Wood
- Low-Emitting Materials

Computer Aided Planning

Nucraft products and pricing are available via CET and 2020 Worksheet, an AutoCAD®-based space planning tool.

2020 Worksheet is an integrated software system developed specifically for interior designers and facility planners to enhance workplace performance. This modern suite of applications works together seamlessly, in concert. Navigate catalogs, select products, design in plan view and 3D, assign options, create worksheets and build a project where you want, when you want. Take your pick. It's dynamic and interactive. Design projects are a work in progress. And now you can perform any of the many discrete tasks that go into a project any time, any place.

Product symbols (Revit, 2D and 3D) are available on the Nucraft website at www.nucraft.com/resources/designer-tools/product-symbols.

iSpec®

Nucraft offers a free online product configuration and specification service that saves you time and allows you to be creative while leaving the nuts and bolts to someone else. No specific software is required, nor is there any learning curve. This service applies to all Nucraft products. For additional information, visit www.nucraft.com/resources/designer-tools/ispec.



Surface Materials Palette

We crafted our materials palette using the same demanding standards that distinguish our furniture. Thoughtful design and attention to every detail elevate your possibilities.

Anchored by Nucraft veneers, unrivaled for clarity, quality, and depth of finish, our collection of surface materials comprises a sophisticated set of balanced elements that supports your design vision.

Some elements have their roots in Nucraft's rich heritage. Others are new materials and reflect current trends and taste. Together, they ensure that you're ready for today and positioned well for the future. Beautifully.

Custom Finishes

Nucraft specializes in expert custom finish matching. For a nominal upcharge we can provide custom finishes, and we are frequently asked to match the finishes of other furniture manufacturers. For finishes that appear unusual to match or for customers directly requesting a sample, a finish sample will be sent for approval prior to entering the order.

Custom finishes requiring colored varnishes to create a painted look can only be applied to Maple veneer and require one extra week in addition to the standard lead time. Nucraft's standard black finish (G82) can be applied to all Nucraft standard veneers. Walnut is the standard black veneer. Other species must be specified when ordering.

Clear coat on a special veneer requires an approved sample.

Custom finishes carry a 10% upcharge per item, per finish, capped at \$2,200 List.

Custom finish upcharges are not applied to any item that is not wood. Example: casters, ganging connectors, power options..

Treatments

Note: Default veneer sheen will vary per finish and product. Default finish is bolded on pages vi-vii. If no direction is provided on incoming orders, default sheen will be selected. In addition, default veneer cut is noted in the price list. If no direction is provided on incoming orders, default cut will be selected.

Gloss: Gloss is a durable finish that tends to nicely mask normal wear and leaves wood grain visible to the eye. It achieves a medium gloss open pore appearance (40 – 50 sheen range). Finish numbers preceded by the letter "G" indicate a Gloss finish.

Matte: Like Gloss, Matte is durable, tends to nicely mask normal wear and leaves wood grain visible to the eye. It achieves a low luster, open pore appearance (10 – 20 sheen range). Finish numbers preceded by the letter "M" indicate a Matte finish.

Since each veneer type responds differently to both types of treatment, all will have a distinctive look and feel when finished. For example, a Walnut veneer with a Gloss treatment will remain much more textured than a Cherry veneer with the same treatment.

About the Wood

All Nucraft veneers are carefully selected for uniformity of color and grain. Still, wood is a natural substance and minor variations may occur due to its own uniqueness. Because of this, the furniture you receive may not be an exact match to our samples.

Nucraft takes great pride in our finish color consistency. However, wood is a natural product that will have color variation within a single piece of furniture, as well as from one piece to the next. Other factors also affect color over time, such as exposure to light (both intensity and duration). For example, lighter finishes cause more variation in colors over time.

In cases where a returning customer wants a precise match with existing furniture, we recommend sending a sample of the existing furniture finish. Please contact Nucraft Customer Service to determine an appropriate sample. This will ensure a finish match between old and new orders. This type of order is considered a control sample. There will be a 10% upcharge on an order of this type. Due to natural aging of veneers, natural finishes may vary.

Care and Maintenance of Wood Finishes

Our finish material is a crystal clear, urethane acrylic blend. This type of finish may be repaired in the field by a qualified refinisher.

Nucraft recommends using a damp cloth to clean your fine wood furniture. Always wipe with the grain of the wood. Should your wood furniture require a more thorough cleaning, we recommend using a mild cleaner such as Joy dish soap or Murphy's oil soap, thoroughly diluted in water (one part soap to thirty parts water). Water will not damage Nucraft's finish, but it may leave surface spots when it dries. To avoid this, dry the surface with a soft cloth after it is cleaned. Marks that cannot be removed with the cleaning methods above may be able to be removed using naphtha, a mild degreasing solvent.

Caution: while the use of polishes that contain wax, petroleum solvents or silicones may immediately enhance the "shine" of a product, it may also eventually remove the fine original finish applied in our factory. Silicone on the surface of wood may also make it very difficult to respray or refinish.

All Nucraft furniture is inspected and polished before it leaves our factory. In some instances, the packing materials may imprint on the factory polish. Cleaning and polishing the furniture once it is unpacked will normally restore the furniture to its original beauty.

In some cases, the rubber support feet used on the bottom of common office equipment (teleconferencing phones, laptops, microphones, copiers, etc.) can create unsightly marks in the surface of wood tops, due to oxidation of the lacquer finish. We suggest these machines be placed on a protective type of padding, such as felt.

Wood will fade as a result of exposure to UV light. This is particularly prevalent with light finishes. If color changes due to fading are a concern for your application, the impact can be minimized by selecting medium to dark stains for your wood surfaces. Our top coat includes a UV inhibitor which makes the finishes less prone to fading.



Laminates

Selected Formica®, Nevamar®, and Wilsonart® laminates are available on Training Tables, Conference Tables, Conference Room Furniture and select Occasional Tables. For standard laminate and wood pricing, refer to individual item pricing columns. It is important to note that wood grain laminates are unable to be grain matched over multi-piece table top applications.

Non-Standard Laminates and Linoleums

To order a color other than those on our list (see pages vi-vii), refer to Nevamar or Formica standard grade, matte texture laminate offerings and Forbo Furniture Linoleums (excluding manufacturers' non-standard matte offering).

Nucraft can support other laminate and linoleum options beyond what can be found as standard options on pages vi-viii. For pricing, please send a request to quotes@nucraft.com.

Care and Maintenance of Laminate and Novawrap

Laminate and Novawrap surfaces may be cleaned with a damp cloth and ordinary soap or non-abrasive household liquid detergent. Dry the surface with a clean cloth or soft paper towel to prevent streaks from appearing.

Care and Maintenance of Metal

Metal surfaces can be wiped with a damp cloth and rubbed dry. A mild non-abrasive household liquid detergent can be used if necessary. Regular maintenance of metal components, including tightening of fasteners and light lubrication of moving parts, will extend the life of your furniture.

Satin Etched Glass

Glass color may vary slightly on multi-piece conference table tops over 180" x 60" when satin etched glass is specified due to the iron content and etching process of the glass.

Care and Maintenance of Glass

Clear or frosted glass may be cleaned with commercial glass cleaner. Be sure to use a lint-free cloth if cleaning the frosted side of the glass.

Stone and Solid Surface Material

Despite its reputation for durability, natural stone can easily be broken during handling and/or installation if proper techniques are not followed. In addition, Nucraft is not responsible for the installation of natural stone or solid surface materials on its products. Therefore, installers specifically trained in the installation of these materials must be utilized to ensure a quality installation. Nucraft shall not be liable for any damages incurred during the handling and/or installation of natural stone or solid surface materials on its products.

Care and Maintenance of Granite

Granite surfaces may be cleaned with a damp cloth and ordinary soap or non-abrasive household liquid detergent. Dry the surface with a clean cloth or soft paper towel to prevent streaks from appearing.

Care and Maintenance of Leather

Genuine leather requires very little care. Nucraft recommends that leather be dusted regularly. If a more thorough cleaning is needed, use lukewarm water and a mild, non-abrasive soap. Generate some lather and lightly rub the surface with cheesecloth. Rinse off any soap film with clean water and towel dry. The leather may dry dull. To restore the leather to a normal gloss, rub it with a clean towel. Never use furniture polish, oil, varnish or ammonia. Saddle soap may be used to prevent the leather from becoming brittle or cracked and to maintain the original supple finish.

Touch Up Finish Kits

Model #	Description	Price
KIT-M	Metal Kit	85
KIT-P	Paint Kit	85
KIT-S	Stain Kit	85

REQUIRED INFORMATION: (ORDER CANNOT BE ENTERED WITHOUT THIS INFORMATION)

- Kit model number
- Quantity of kits
- Specify finish (See pages vi-vii)

General Information:

- Touch-up kits must be ordered on a purchase order separate from Nucraft product due to Hazmat shipping

Retrofit & Replacements

If needing a partial placement or retrofit solution, please reach out to our quote team. Grain/color matched in a set.



VENEER

STANDARD

Default veneer sheen will vary per finish and were determined by a team of experts who reviewed the colorways to determine if gloss or matte best highlighted the natural characteristics of the species of wood and the color of the stain. Default finish is bolded. If no direction is provided, default sheen will be selected.

	Matte	Gloss
Rift Cut Oak		
Carbon	M03	G03
Flat Cut Oak		
Artisan	M68	G68
Coco	M67	G67
Dove	M66	G66
Dune	M05	G05
Midnight	M69	G69
Portobello	M7413	G7413
Winter	M70	G70
Flaky Oak		
Sahara	M61	G61
Cherry		
Auburn	M93	G93
Cognac	M21	G21
Walnut		
Marron	M35	G35
Mocha	M33	G33
Onyx	M82	G82
Otter	M31	G31
Zinc	M30	G30
Maple		
Natural Maple	M60	G60
Linea		
Euro Birch Linea	M09	G09
Oak Linea	M08	G08
Silver Birch Linea	M10	G10
Walnut Linea	M27	G27
Paldao		
Canyon	M77	G77
Paldao	M76	G76
Thicket	M75	G75

LAMINATE

Coordinating wood finish and edgeband options listed below.

		Solid Edge Band	
Solid Laminates			
Formica Brite White	459-58	R01	
Formica Dover White	7197-58	R01	
Formica Folkstone	927-58	R03	
Formica Graphite	837-58	R05	
Formica Graystone	464-58	R02	
Formica Pearl	934-58	R02	
Patterned Laminates			
Nevamar Calm Distinction	VA6001T	R05	
Nevamar Cool Chic	VA7002T	R02	
Nevamar Easy Elegance	VA5002T	R05	
Nevamar Serene Stardom	VA5001T	R05	
Wilsonart Sheer Mesh	4876-38	R02	
Wilsonart Grey Mesh	4877-38	R02	
Wilsonart Pewter Mesh	4878-38	R05	
		Wood Finish	Woodgrain Edge Band
Wood Grain Laminates			
Formica Aged Ash	8844-58	M8844	R8844
Formica Blackened Legno	8848-58	M8848	R8848
Formica Bleached Legno	8845-58	M8845	R8845
Formica Chestnut Woodline	5884-58	M5884	R5884
Formica Espresso Pear	5489-58	M5489	R5489
Formica Natural Ash	8843-58	M8843	R8843
Formica Oiled Legno	8846-58	M8846	R8846
Formica Pecan Woodline	5883-58	M5883	R5883
Formica Planked Coffee Oak	7413-58	M7413	F7413
Formica Sand Maple	9237-58	G60	W7909
Formica Smoky Brown Pear	5488-58	M5488	R5488
Formica Thermo Walnut	6402-58	M6402	R6402
Formica Urban Planked Oak	9312-58	M9312	R9312
Formica Weathered Ash	8842-58	M8842	R8842
Formica White Ash	8841-58	M8841	R8841

GLASS

	Satin	Gloss
Satin or Gloss Glass		
Black	BS	-
Clove	VS	VG
Meringue	MS	MG
Moonlight	MLS	MLG
Storm	STS	STG
Quill	QS	QG
White	WS	WG

Note: Due to color variation inherent in the natural acid etching process, Satin Etched Glass is not available on tables longer than 180" or wider than 60".



STONE

Stone orders may affect lead times. Standard Cambria finish is polished. For alternative finish options, please contact Nucraft Customer Service.

Stone	Subtop Paint	
Absolute Black Honed Granite	ST01	S8007
Carrara Marble	ST16	S8004

Quartz | Cambria® Signature

Ainsley	STC100	S8004
Armitage	STC101	S44
Avalene	STC192	S8004
Bellingham	STC102	S8004
Berkeley	STC103	S8004
Berwyn	STC104	S8004
Blackbrook	STC105	S44
Bradshaw	STC106	S8004
Bradwell	STC107	S8004
Cambria Black	STC109	S44
Carrick	STC110	S44
Charlestown	STC207	S44
Charston	STC208	S44
Clifton	STC112	S8004
Colton	STC113	S8004
Copeland	STC200	S8004
Crowndale	STC114	S8004
Devon	STC115	S44
Dovestone	STC209	S8004
Fairbourne	STC116	S8004
Fieldstone	STC117	S44
Hadley	STC201	S44
Halewood	STC119	S8004
Hermitage	STC120	S8004
Kendal	STC122	S8004
Laneshaw	STC124	S44
MacBeth	STC202	S8004
Malvern	STC125	S8004
Montgomery	STC128	S8004
New Quay	STC130	S8004
Pendle Hill	STC131	S8004
Praa Sands	STC132	S8004
Ridgegate	STC203	S8004
Rose Bay	STC133	S8004
Sandgate	STC135	S8004
Seacourt	STC204	S8004
Smithfield	STC136	S8004
Sutherland	STC138	S8004
Swanbridge	STC139	S8004
Torquay	STC140	S8004
Trafalgar	STC205	S8004
Travella	STC141	S8004
Weybourne	STC143	S8004
Whitendale	STC206	S8004
Whitney	STC144	S8004
Woodcroft	STC146	S44

Quartz | Cambria® Luxury

Abbey	STC147	S8004
Annicca	STC148	S8004
Beckington	STC150	S8004
Bentley	STC151	S8004
Brighton	STC212	S8004
Brittanicca	STC153	S8004
Brittanicca Gold Cool	STC154	S8004
Brittanicca Gold Warm	STC155	S8004
Brittanicca Warm	STC156	S8004
Claremont	STC215	S8004
Clovelly	STC158	S8004
Delamere	STC159	S44
Delgatie	STC160	S8004
Ella	STC161	S8004
Everleigh	STC162	S8004
Everleigh Warm	STC191	S8004
Gladstone	STC163	S8004
Golden Dragon	STC164	S44
Hailey	STC165	S8004
Harlow	STC166	S8004
Hemsworth	STC167	S8004
Huntley	STC168	S8004
Inverness Blakeley	STC190	S8004
Inverness Bristol Bay	STC169	S8004
Inverness Bronze	STC170	S8004
Inverness Cobalt	STC171	S8004
Inverness Everleigh	STC172	S8004
Inverness Frost	STC196	S8004
Inverness Gold	STC197	S8004
Inverness Platinum	STC173	S8004
Inverness Swansea	STC174	S8004
Ironsbridge	STC175	S8004
Iverness Frost	STC176	S8004
Iverness Gold	STC177	S8004
Kenwood	STC216	S8004
Lakedale	STC179	S8004
Mayfair	STC181	S8004
Mersey	STC182	S44
Notting Hill	STC183	S8004
Oakleigh	STC184	S8004
Portrush	STC185	S8004
Queen Anne	STC186	S8006
Skara Brae	STC187	S8004
Southport	STC188	S8004
White Cliff	STC189	S8004



Quartz | Cambria® Coordinates

Big Sur Mist	STC221	S8004
Black Rock	STC223	S44
Foggy City	STC220	S8004
Mammoth Cave	STC222	S44
Minnesota Snow	STC219	S8004
Salt Lake	STC218	S8004
St. Isley	STC213	S8004
Traymore Bay	STC214	S8004

Quartz | Wilsonart

Carrara Codena	ST21	S8004
Serene	ST17	S8004

FENIX

Coordinating edge band option listed below.

		Edge Band
Fenix		
Bianco Kos	J0032	J0032
Castoro Ottawa	J0717	J0717
Grigio Bromo	J0724	J0724
Grigio Efeso	J0725	J0725
Grigio Londra	J0718	J0718
Nero Ingo	J0720	J0720

METAL

Powder Coat

Aged Bronze	A8010
Black	A44
Burnished	A8009
Cloud	A8004
Foil	A8006
Galaxy	A8007
Moonlight	A87
Satin Bronze	A8011
Shadow	A8005
Storm	A8012

Metal

Clear Anodized	(upcharge applies)	CA
Polished Chrome	(upcharge applies)	PC
Polished Stainless	(upcharge applies)	APS
Satin Bronze Plating	(upcharge applies)	SBP

CHEMETAL*

Brushed Aluminum	(matches Clear Anodized)	902
Brushed Golden Aluminum		931
Light Stainless Aluminum		927
Polished Aluminum	(matches Polished Stainless)	901

*Available on base reveal only.

PAINT

Paint to Match Powder Coat

Aged Bronze	S8010
Black	S44
Burnished	S88
Cloud	S8004
Foil	S8006
Galaxy	S8007
Moonlight	S87
Nero Ingo	S0720
Satin Bronze	S8011
Shadow	S8005
Storm	S8012

Paint to Match Fenix

Bianco Kos	S0032
Castoro Ottawa	S0717
Grigio Bromo	S0724
Grigio Efeso	S0725
Grigio Londra	S0718
Nero Ingo	S0720

Paint to Match

To request a custom paint color, contact Nucraft Customer Service.
A paint sample must be matched and approved prior to order.

EDGE BAND

Ashen	R04
Parchment	R02
Shale	R05
Stone	R03
Whitecap	R01