Fuel Surcharge

Add 3% to net price.

BAJA™

Planning Guide + Price List

QUICK LINKS

PLANNING GUIDE

BAJA PRICING

POWER AND DATA OPTIONS

GENERAL INFORMATION

FINISH INFORMATION

SURFACE MATERIALS

NUCRAFT | June 2022

TABLE OF CONTENTS

Click the shortcuts below to jump to each section.

General Information	ii-iii
Finish Information	iv-v
Surface Materials	vi-vii
Statement of Line	3
Specification Overview	4
Baja Tops and Bases	28-52
Power and Data Options	53-63

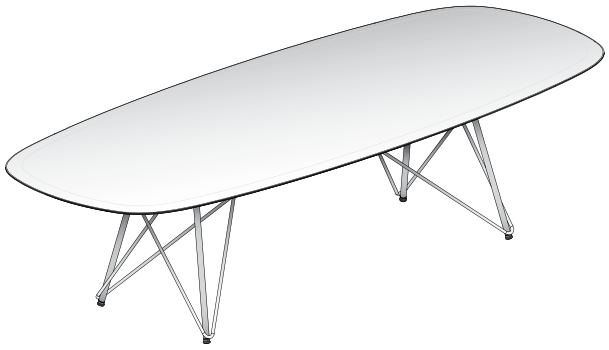

STATEMENT OF LINE

CONFERENCE TABLES

Pages 28-52

Round

Square

Soft Square

Rectangle

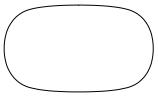

Soft Rectangle

BASES

Pages 28-52

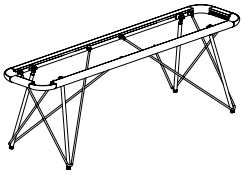

Wire Frame

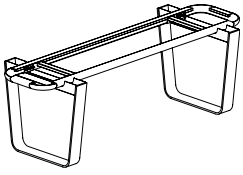

Hoop Base

SPECIFICATION OVERVIEW

1. Select the Top Shape
Options include Round, Square, Soft Square, Rectangle and Soft Rectangle.

2. Select the Top Surface Material
Choose between standard veneer with hardwood edge, laminate with either ABS edge or hardwood edge, and back-painted glass.

3. Select the Top Size
Sizes range from 42" to 60" wide and from 72" to 240" long.

4. Select the Top Edge Profile
Baja tables are offered with two edge profile options on non-glass tops.

- Surf Edge Profile: This edge profile is characterized by a gentle radius along the entire perimeter of the table top. This edge profile is offered in veneer with hardwood edge only. The bottom of these table tops features a black polymer resin and the same radius along the perimeter of the table, creating a unique edge profile that gives it both a thick and thin aesthetic.

- Crest Edge Profile: This edge profile features a flat top with an undercut edge. It is available on veneer and laminate tops.

5. Select the Base Style and Finish
Baja tables are available with two base options:

- Wire Frame: This base style features four steel posts and a steel "wire" design. All surfaces are available in powder coat with options for polished chrome or blackened nickel plating.

- Hoop Base: This base style features an open steel hoop design and is available in powder coat as well as options for polished chrome or blackened nickel plating.

6. Select the Power/AV Option (if desired)
Options for power and AV connectivity include:

- Table Top: Tech Node or Power Matrix (Small or Medium versions)

- Sub-Top: Power Rail

TABLE TOP EDGE PROFILE STYLES

Baja tables are available with three top styles and edge profile combinations; Surf, Crest and Glass.

SURF TOP

These table tops are characterized by a gentle radius along the entire perimeter of the table top. They are offered in veneer with hardwood edge only. The bottom of these table tops features a black polymer resin and the same radius along the perimeter of the table, creating a unique edge profile that gives it a thick aesthetic that transitions down to a thin profile. Available in Round and Soft Square shapes (42” and 48”) as well as a Soft Rectangle shape (from 72” to 120” in length, and 42” and 48” in width).

Surf Top



Surf Edge Profile

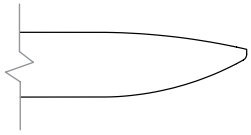

CREST TOP

These table tops feature a flat top with an undercut edge. They are offered in veneer with hardwood edge, inset laminate with hardwood edge and laminate with ABS edge. Available in Round, Soft Square and Square shapes (42” to 60") as well as a Soft Rectangle and Rectangle shape (from 72” to 240” in length and 42” to 60" in width).

Crest Top

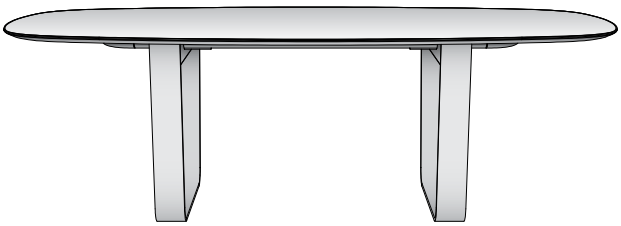

Crest Edge Profile

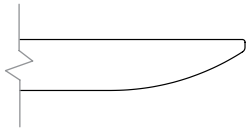

GLASS TOP

These tops feature a ¼”-thick back-painted glass top with pencil edge. The rests on a painted sub-top. Available in Round, Soft Square and Square shapes (42” to 60") as well as a Soft Rectangle and Rectangle shape (from 72” to 240” in length and 42” to 60" in width).

Glass Top



Glass Edge Profile

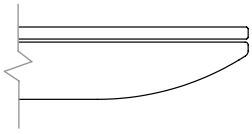

BASE OPTIONS

Baja tables are available with two base styles:

HOOP BASE

This base style features an open steel hoop design and is available in powder coat as well as options for polished chrome or blackened nickel plating. On tables longer than 144", a center Hoop base is included. An optional Center Column Base can be specified for additional cable storage and routing.

Hoop Base

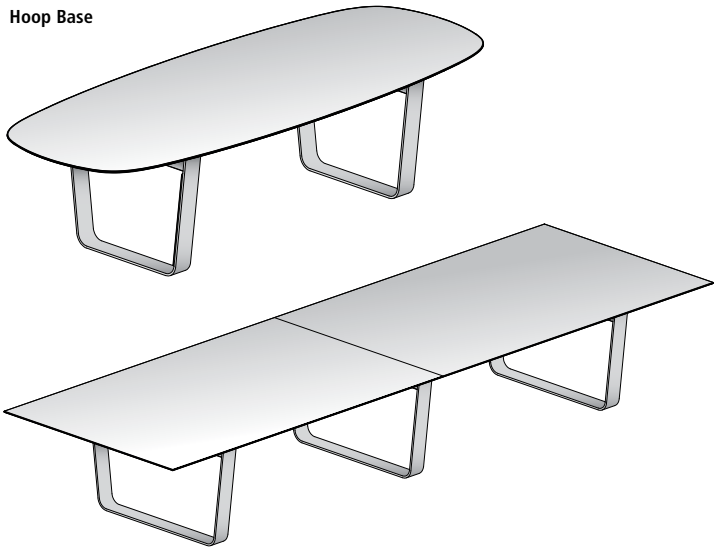

Hoop Base with Optional Center Column Base

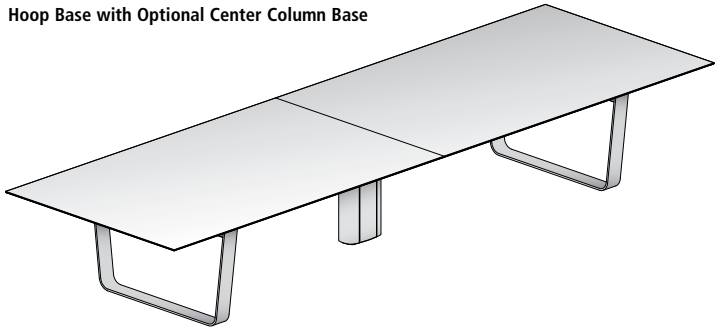

WIRE FRAME

This base style features four steel posts and a steel "wire" design. All surfaces are available in powder coat with options for polished chrome or blackened nickel plating. On tables longer than 144", a center base is included. The Center Column Base includes a hinged door for access to the inside of the base for cable storage and routing.

Wire Frame

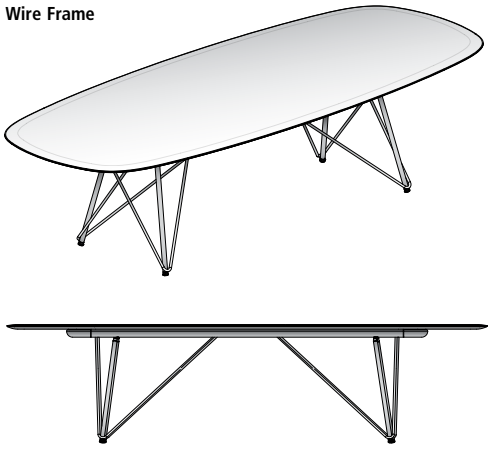

Wire Frame with Optional Center Column Base

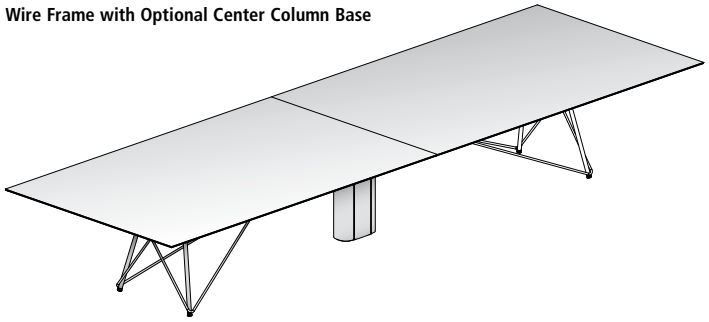

WIRE MANAGEMENT

For tables specified with power options, there are multiple choices relative to managing cables from the floor to the table top.

HOOP BASE

When the Hoop base is specified, a wire channel can be adhered to one of the vertical elements of the base. This channel includes a hinged door and is capable of storing an electrical infeed and several data cables. Each table includes one wire manager.

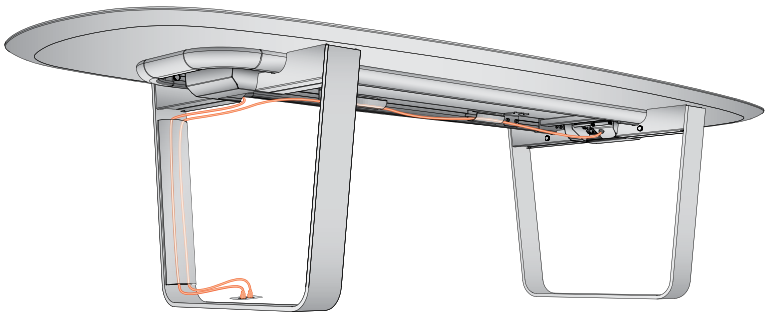

WIRE FRAME

When the wire frame base is specified, a wire channel can be attached to one of the four posts at the corners of the table. This channel is capable of storing an electrical infeed and several data cables. Each table includes one wire manager.

TABLE TOP POWER OPTION: POWER MATRIX

Available in a variety of sizes, styles and connectivity options, Power Matrix is Nucraft's most versatile power option. Power Matrix incorporates a broad array of scalable features and is available across multiple product lines, making it the "go to" solution for power and AV-connectivity needs.

Offered in a Small and Medium size on Baja tables, Power Matrix can handle any power and AV-connectivity need, from the simplest to the most demanding.

Small

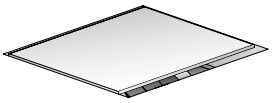

Close-Up

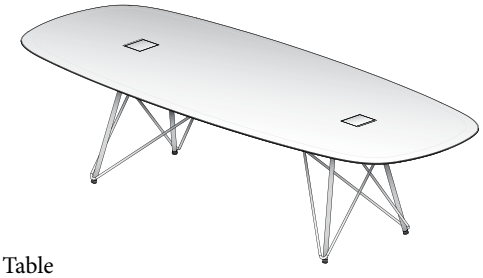

In Table

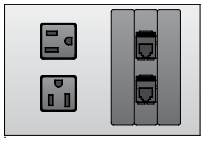

Standard Configuration

Medium

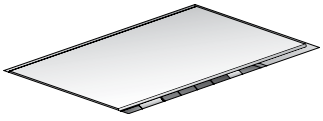

Close-Up

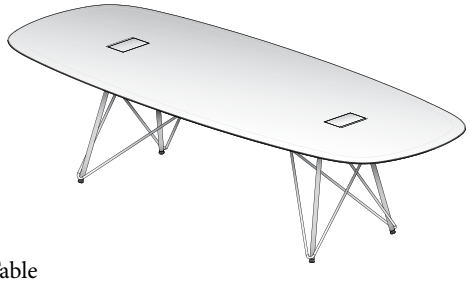

In Table



Standard Configuration

TABLE TOP POWER OPTION: POWER MATRIX

Power Matrix is filled with a broad array of high performance features and refined aesthetic elements.

POWER

Power Matrix features simplex receptacles for power connectivity, the quantity of which is pre-determined based on the size of the unit. An optional dual USB charger can also be specified in place of one of the simplex receptacles when desired. Corded or hardwired in-feed options add flexibility.

DATA/AV FACEPLATES

Power Matrix accommodates Extron Architectural Adaptor Plates (AAPs) for unparalleled flexibility in data and AV connectivity.

DESIGN

Power Matrix units feature a clear anodized aluminum body and a bezel-free flush mount design on wood tables for an elegant appearance. Laminate and glass table tops include a bezel, available in powder coat, polished chrome, blackened nickel plating, or clear anodized finish options.

PERFORMANCE

Friction hinges ensure smooth travel through the door's range of motion and can hold the door in any position. Hidden door stops maintain the minimalist aesthetic. Cable storage is both concealed and ample.

DOORS

Power Matrix is offered in multiple door material options, including metal, glass and grain-matched wood cut from the same table top.

(Medium size shown)

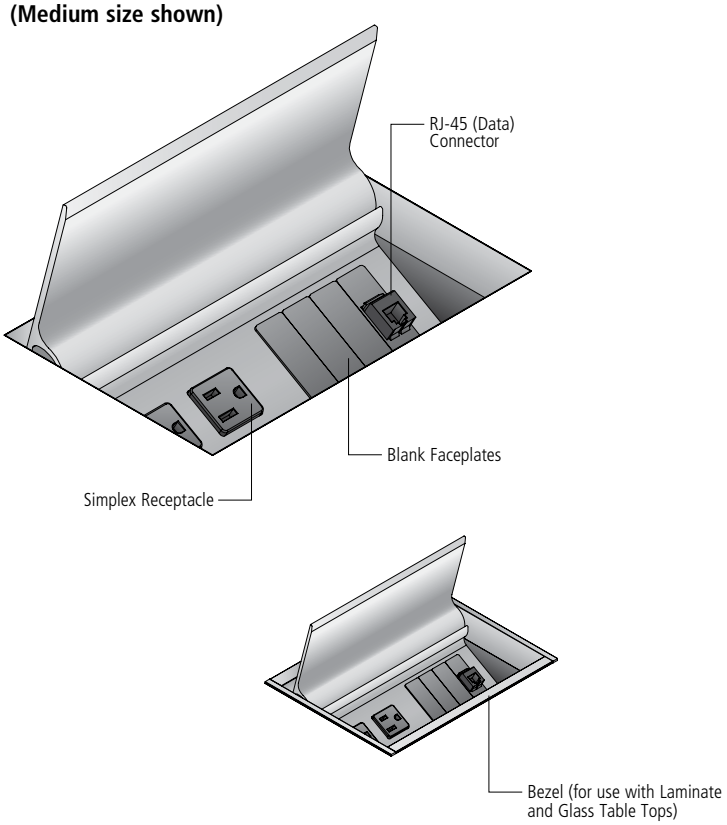

TABLE TOP POWER OPTION: POWER MATRIX

STANDARD CONFIGURATIONS

Power Matrix is available in two sizes for Baja, each with a pre-determined quantity of simplex outlets and AV faceplates. With each size, an optional dual 2 amp USB charger (1 amp per port) replaces one of the simplex outlets.

Small

- Single door design
- 5.375” x 6” cutout
- Two simplex outlets
- Three AV faceplates. Standard configuration includes two blank faceplates and one faceplate with two RJ-45 (CAT6) connectors.

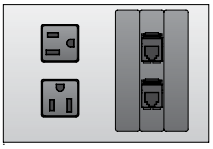

Medium

- Single door design
- 5.375” x 8.25” cutout
- Four simplex outlets
- Four AV faceplates. Standard configuration includes three blank faceplates & one faceplate with two RJ-45 (CAT6) connectors.

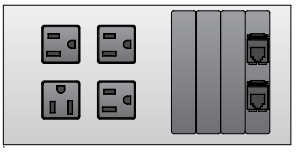

DIMENSIONS

Each Power Matrix unit includes a low-profile pan beneath the work surface to conceal the unit and provide ample storage capacity for excess cables. The size of the cutout in the table top varies with each size of Power Matrix unit.

Small

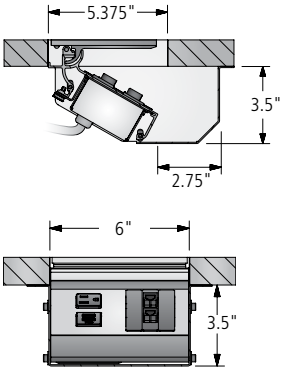

Medium

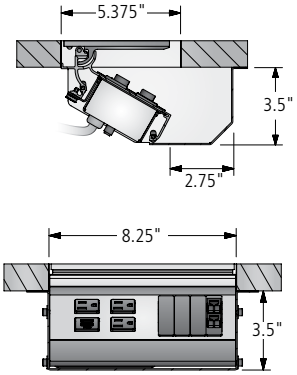

Field Wired

Some local electrical codes may require field-wiring during installation. In such instances, a Field-Wired option may be specified. In this configuration, each Power Matrix unit will be supplied with a 6’ flexible metal conduit with hot, ground and neutral wires.

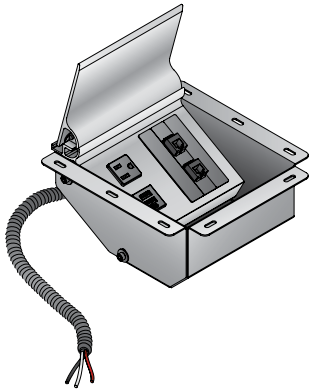

TABLE TOP POWER OPTION: POWER MATRIX

POWER PLANNING

Power Matrix is available with two options for connection with building power:

DIRECT PLUG-IN

The 15-amp power cord from each Power Matrix unit is plugged into a floor monument. The floor monument must have at least one power outlet per small or medium Power Matrix unit in the table (e.g., a table with four small or medium Power Matrix units would need four power outlets in the floor monument).

SINGLE IN-FEED

Each Power Matrix unit is plugged into a two-circuit modular electrical system in the table from which a single connection is made to a floor monument. This connection can be either hardwired (to utilize both of the circuits in the modular electrical system) or corded (which requires a 20-amp power outlet in the floor monument and reduces the modular electrical system in the table to a single circuit).

Direct Plug-In

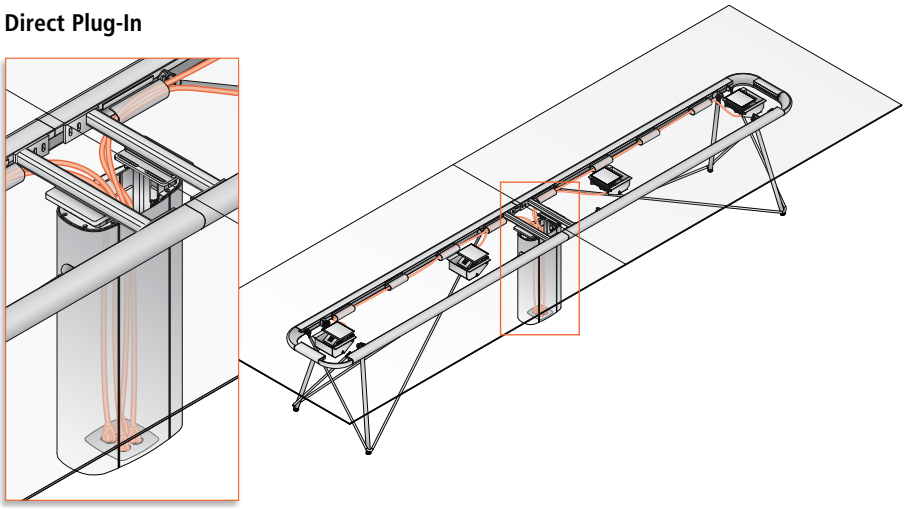

Single Infeed

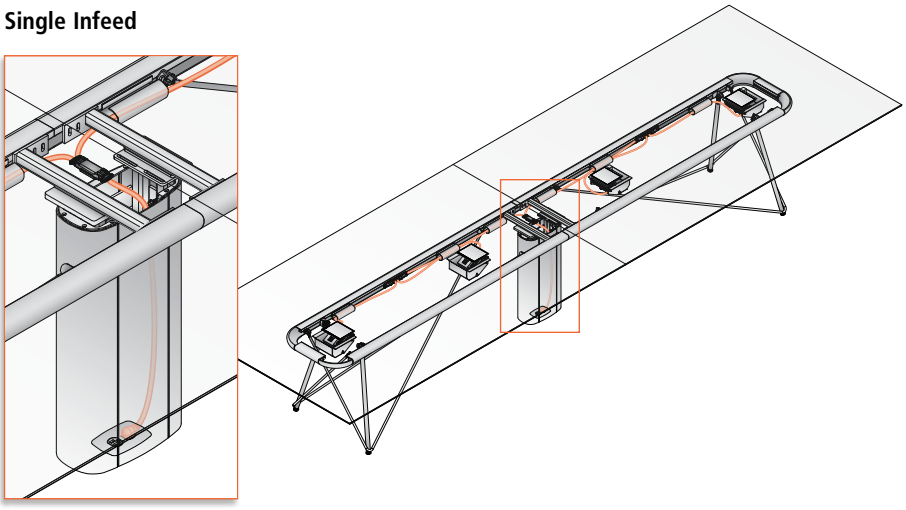

Two-Circuit Modular Electrical System

- 4-wire, 20-amp, 2-circuit modular electrical system
- Only present on tables specified with the Single In-Feed option
- Hardwire or corded (20-amp) in-feed options. A licensed electrician is required to complete hardwire connections to building's power source.
- Neutral (white) wires are 10 gauge, hot and ground wires are 12 gauge
- All electrical components satisfy National Electrical Code (NEC) requirements and are UL listed

Electrical Diagram — Hardwire Power Infeed Only

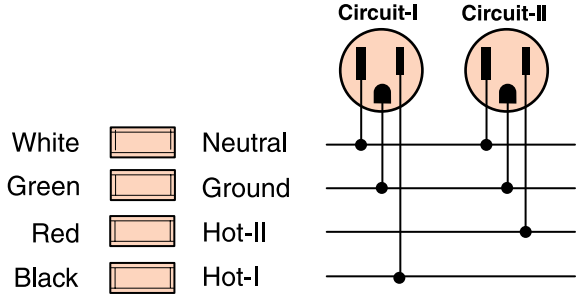

TABLE TOP POWER OPTION: POWER MATRIX

LOCATION CODES

Power Matrix is offered in a variety of locations and quantities per table size, offering a broad range of performance and pricing options.

POWER MATRIX SMALL	POWER MATRIX MEDIUM	LOCATION	QUANTITY OF UNITS TO ORDER
PS-1	PM-1	One at center	1
PS-2	PM-2	One at each end	2
PS-3	PM-3	One at center and one at each end	3
PS-4	PM-4	Four equally spaced	4

DOOR MATERIAL AND LOCATION AVAILABILITY BY TABLE SIZE

W = Wood Door G = Glass Door M = Metal Door

Length	Veneer & Laminate Top Sections	Glass Top Sections	Power Matrix Small				Power Matrix Medium			
			PS-1	PS-2	PS-3	PS-4	PM-1	PM-2	PM-3	PM-4
42	1	1	W/G/M	-	-	-	W/G/M	-	-	-
48	1	1	W/G/M	-	-	-	W/G/M	-	-	-
54	1	1	W/G/M	-	-	-	W/G/M	-	-	-
60	1	1	W/G/M	-	-	-	W/G/M	-	-	-
72	1	1	W/G/M	W/G/M	-	-	W/G/M	W/G/M	-	-
78	1	1	W/G/M	W/G/M	-	-	W/G/M	W/G/M	-	-
84	1	1	W/G/M	W/G/M	-	-	W/G/M	W/G/M	-	-
90	1	1	W/G/M	W/G/M	-	-	W/G/M	W/G/M	-	-
96	1	1	W/G/M	W/G/M	W/G/M	-	W/G/M	W/G/M	W/G/M	-
102	1	2	W/G/M	W/G/M	W/G/M	-	W/G/M	W/G/M	W/G/M	-
102	2	2	-	W/G/M	-	-	-	W/G/M	-	-
108	1	2	W/G/M	W/G/M	W/G/M	-	W/G/M	W/G/M	W/G/M	-
108	2	2	-	W/G/M	-	-	-	W/G/M	-	-
114	1	2	W/G/M	W/G/M	W/G/M	-	W/G/M	W/G/M	W/G/M	-
114	2	2	-	W/G/M	-	-	-	W/G/M	-	-
120	1	2	W/G/M	W/G/M	W/G/M	-	W/G/M	W/G/M	W/G/M	-
120	2	2	-	W/G/M	-	-	-	W/G/M	-	-
132	2	3	-	W/G/M	-	W/G/M	-	W/G/M	-	W/G/M
144	2	3	-	W/G/M	-	W/G/M	-	W/G/M	-	W/G/M
156	2	3	-	W/G/M	-	W/G/M	-	W/G/M	-	W/G/M
168	2	3	-	W/G/M	-	W/G/M	-	W/G/M	-	W/G/M
180	2	3	-	W/G/M	-	W/G/M	-	W/G/M	-	W/G/M
192	2	4	-	W/G/M	-	W/G/M	-	W/G/M	-	W/G/M
192	4	4	-	W/G/M	-	W/G/M	-	W/G/M	-	W/G/M
204	2	4	-	W/G/M	-	W/G/M	-	W/G/M	-	W/G/M
204	4	4	-	W/G/M	-	W/G/M	-	W/G/M	-	W/G/M
216	2	4	-	W/G/M	-	W/G/M	-	W/G/M	-	W/G/M
216	4	4	-	W/G/M	-	W/G/M	-	W/G/M	-	W/G/M
228	2	4	-	W/G/M	-	W/G/M	-	W/G/M	-	W/G/M
228	4	4	-	W/G/M	-	W/G/M	-	W/G/M	-	W/G/M
240	2	4	-	W/G/M	-	W/G/M	-	W/G/M	-	W/G/M
240	4	4	-	W/G/M	-	W/G/M	-	W/G/M	-	W/G/M

TABLE TOP POWER OPTION: POWER MATRIX

POWER MATRIX SMALL OR MEDIUM LOCATION OPTIONS

Please Note: For floor core placement, please reference base location information on page 31.

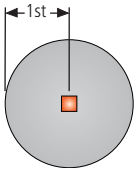

PS-1 or PM-1

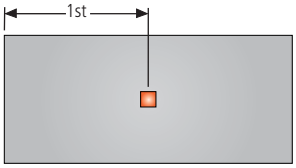

PS-1 or PM-1

PS-1 or PM-1	
Length	**Center of Power Matrix**
42	21
48	24
54	27
60	30
72	36
78	39
84	42
90	45
96	48
102	51
108	54
114	57
120	60

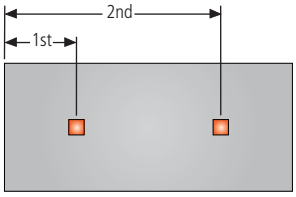

PS-2 or PM-2

PS-2 or PM-2		
Length	**Center of 1st Power Matrix**	**Center of 2nd Power Matrix**
72	26	46
78	26	52
84	26	58
90	26	64
96	26	70
102	26	76
108	26	82
114	26	88
120	26	94
132	26	106
144	26	118
156	26	130
168	26	142
180	26	154
192	26	166
204	26	178
216	26	190
228	26	202
240	26	214

TABLE TOP POWER OPTION: POWER MATRIX

POWER MATRIX SMALL OR MEDIUM LOCATION OPTIONS

Please Note: For floor core placement, please reference base location information on page 31.

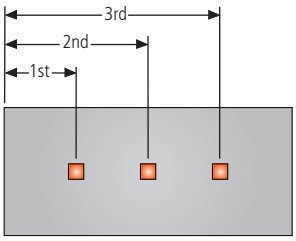

PS-3 or PM-3

PS-3 or PM-3			
Length	Center of 1st Power Matrix	Center of 2nd Power Matrix	Center of 3rd Power Matrix
96	26	48	70
102	26	51	76
108	26	54	82
114	26	57	88
120	26	60	94

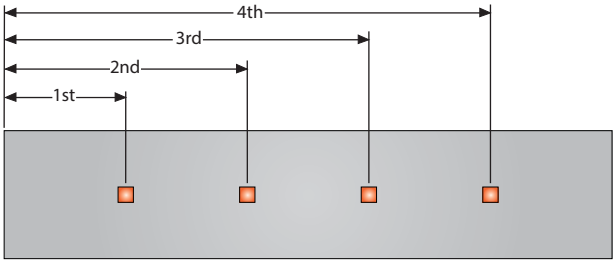

PS-4 or PM-4

PS-4 or PM-4				
Length	Center of 1st Power Matrix	Center of 2nd Power Matrix	Center of 3rd Power Matrix	Center of 4th Power Matrix
132	26	53	79	106
144	26	57	87	118
156	26	61	95	130
168	26	65	103	142
180	26	69	111	154
192	26	73	119	166
204	26	77	127	178
216	26	81	135	190
228	26	85	143	202
240	26	89	151	214

RETRACTORS FOR POWER MATRIX

RETRACTORS

Cable retractors mount directly to the underside of conference room tables using the included mounting bracket. Loaded with 12' of cable that extends out 5' from the retractor. Retractors have a female input from the building infrastructure and a male connector on the output side. Not available on square, round or soft square tables.

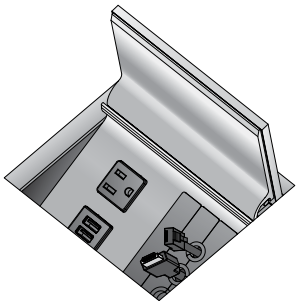

Retractor Wire Management
(Flow table with rectangle bases shown)

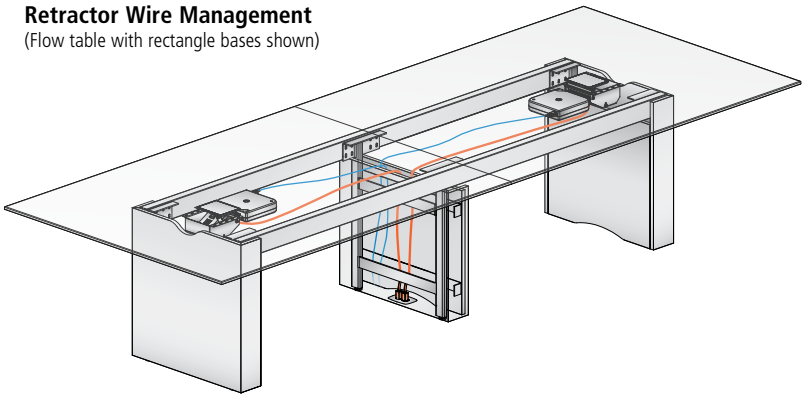

CAT6 Retractor

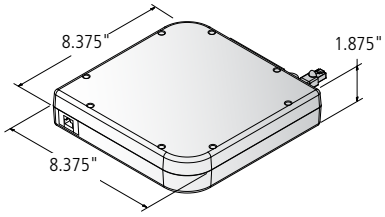

HDMI Retractor

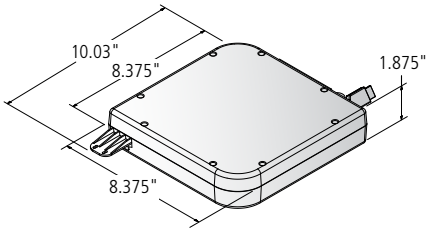

Data USB Retractor

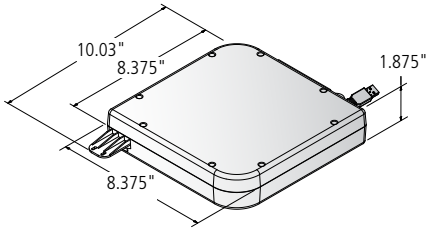

TABLE TOP POWER OPTION: TECH NODE

Tech Node offers convenient access to power and voice/data connections. Tech Node features include a push/push open design that conceals internal components.

Tech Node components:

- Clear or Black Anodized Aluminum
- Fluid one touch accessibility
- Two (2) Simplexes
- Up to two voice/data ports
- 12' 15-Amp cord
- Voice/Data Adapter Kit p/n BE01421 to accept couplers & jacks
- UL Listed
- Overall dimensions - *4-7/16" x 8-5/16"*
- Optional powered USB
- Optional Bluetooth speaker

All electrical components are UL listed.

Tech Node - Cover Open

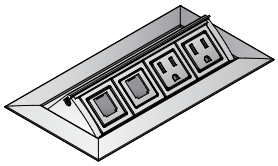

Tech Node - Cover Open with Optional USB

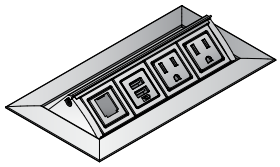

Tech Node - Cover Closed

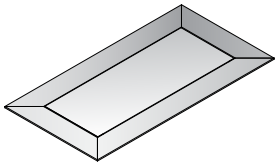

Tech Node - Cover Open with Optional Bluetooth Speaker

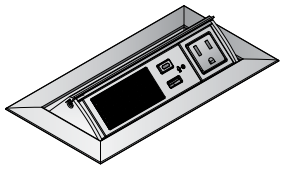

Tech Node - Open Front View

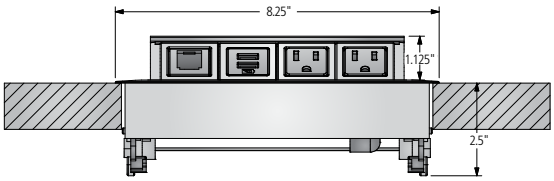

Tech Node - Open Side View

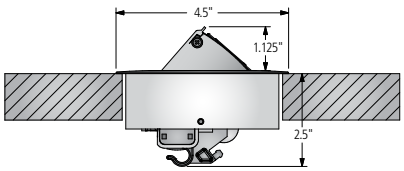

VOICE/DATA PLANNING

Two (2) simplex voice/data cutouts accept customer supplied, field-installed snap-in connectors.

Nucraft recommends consulting an audio/visual (AV) integrator for assistance with voice/data planning.

Voice/Data Product Manufacturers

Manufacturer	Phone Number	Web Site
AMP	1-800-522-6752	www.te.com
Avaya	1-866-462-8292	www.avaya.com
Leviton	1-800-722-2082	www.leviton.com
Panduit	1-800-777-3300	www.panduit.com
Siemon	1-860-945-4200	www.siemon.com

TABLE TOP POWER OPTION: TECH NODE

LOCATION CODES

Location Codes

Tech Node	Location	Qty of Units to Order
TN-1	One at center	1
TN-2	One at each end	2
TN-3	One at center and one at each end	3
TN-4	Four equally spaced	4

TECH NODE LOCATION OPTIONS

Please Note: For floor core placement, please reference base location information on page 31.

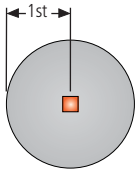

TN-1

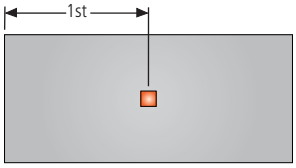

TN-1

TN-1	
Length	Center of Tech Node
42	21
48	24
54	27
60	30
72	36
78	39
84	42
90	45
96	48
102	51
108	54
114	57
120	60
120	60

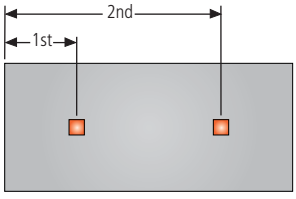

TN-2

TN-2		
Length	Center of 1st Tech Node	Center of 2nd Tech Node
72	26	46
78	26	52
84	26	58
90	26	64
96	26	70
102	26	76
108	26	82
114	26	88
120	26	94
132	26	106
144	26	118
156	26	130
168	26	142
180	26	154
192	26	166
204	26	178
216	26	190
228	26	202
240	26	214

TABLE TOP POWER OPTION: TECH NODE

TECH NODE LOCATION OPTIONS

Please Note: For floor core placement, please reference base location information on page 31.

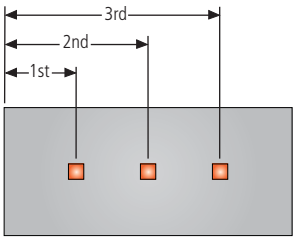

TN-3

TN-3			
Length	Center of 1st Tech Node	Center of 2nd Tech Node	Center of 3rd Tech Node
96	26	48	70
102	26	51	76
108	26	54	82
114	26	57	88
120	26	60	94

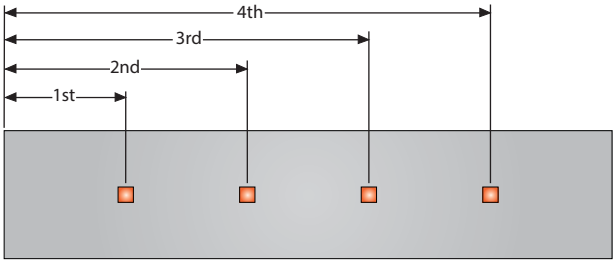

TN-4

TN-4				
Length	Center of 1st Tech Node	Center of 2nd Tech Node	Center of 3rd Tech Node	Center of 4th Tech Node
132	26	53	79	106
144	26	57	87	118
156	26	61	95	130
168	26	65	103	142
180	26	69	111	154
192	26	73	119	166
204	26	77	127	178
216	26	81	135	190
228	26	85	143	202
240	26	89	151	214

TABLE TOP POWER OPTION: POWER SPEC AND USB SPEC

This compact unit allows for the addition of power or data to a work surface in a discreet way. Available in round or square shapes, and multiple finish options.

Power Spec
- Spill-proof power simplex
- Compact design
- 1-3/4” cutout for installation
- UL Listed

Power Spec



USB Spec
- Used to charge devices or transfer data
- Compact design
- Offered with USB
- 1-3/4” cutout
- UL Listed

USB Spec

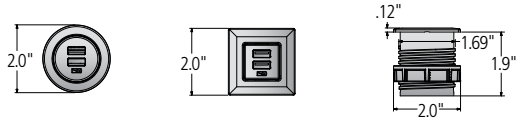

UNDER SURFACE POWER OPTION: POWER RAIL

This low-profile option addresses the need for power & data connectivity just below the table top. This is an ideal choice for those who desire a visually uninterrupted table top and appreciate the inherent flexibility of the Power Rail to be removed at a later date as they transition to a truly wireless environment.

Held in place with screws, Power Rail units can be placed anywhere along the perimeter of the table. This flexible mounting design allows for additional units to be added as necessary, or to be removed when no longer needed.

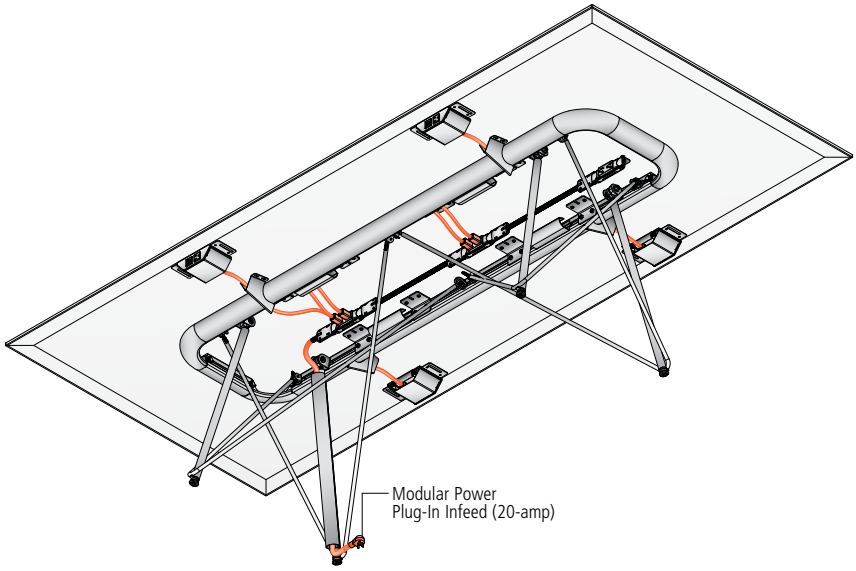

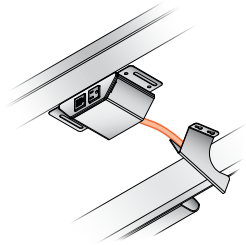

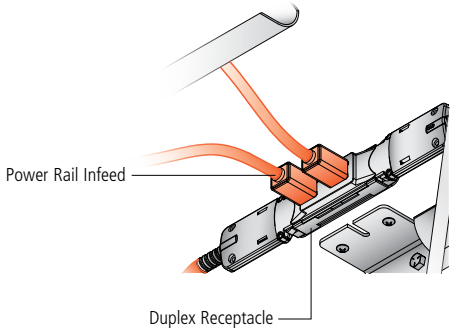

Power Rails are available in three configurations:

- Two simplex receptacles (UL Listed)
- One simplex receptacle and one dual powered USB connector (UL Listed)
- Two single space A/V faceplate designed for use with Extron Architectural Adaptor Plates (AAPs)

When Power Rails are specified on a Baja table, a direct plug-in infeed or hardwired option is available. The direct plug-in infeed option has a single circuit electrical system and the hardwire option requires a two-circuit electrical system. Maximum of 12 Power Rails per table

Front Elevation

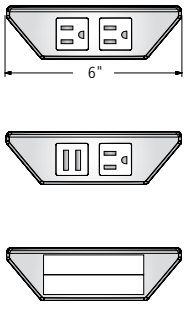

Side Elevation

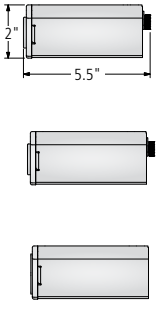

UNDER SURFACE POWER OPTION: CHARGING TRAC

Charging Trac is a low voltage, under surface power system with 2 USB ports per unit. It's modular configuration provides a customizable solution. Offered in a 2 or 4 unit kit of parts with a plug-in infeed. USB-A compatible.

Charging Trac Wire Management
(Flow table with rectangle bases shown)

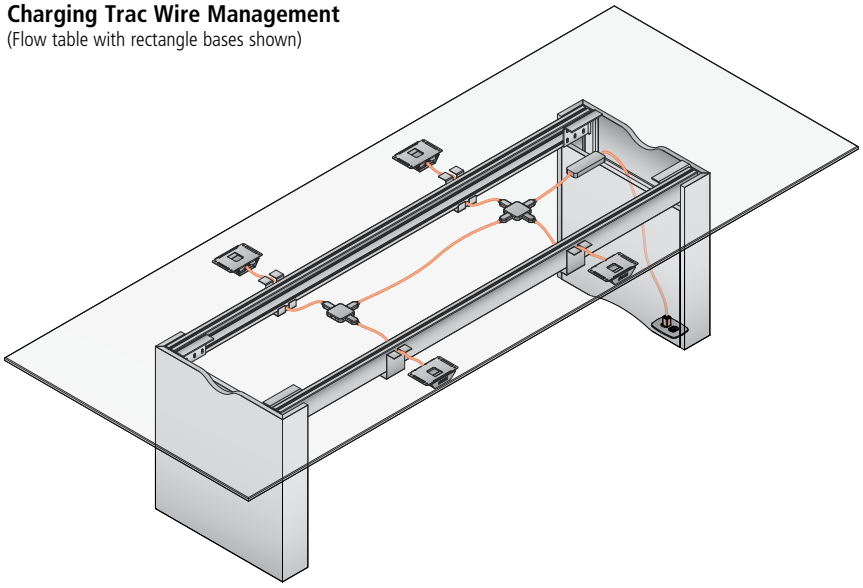

Front Elevation

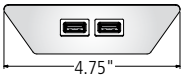

Side Elevation

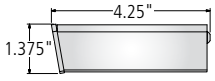

Two-Unit Configuration includes:

- 2 Brackets, each bracket offers 2 USB-A ports
- 1 Puck
- 1 Plug-in infeed

Two-Unit Configuration

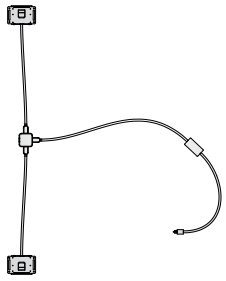

Four-Unit Configuration includes:

- 4 Brackets, each bracket offers 2 USB-A ports
- 2 Pucks
- Jumpers
- 1 Plug-in infeed

Four-Unit Configuration

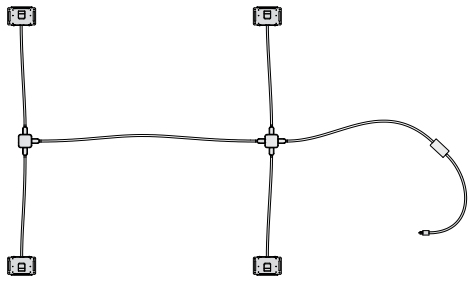

FREESTANDING POWER: CHARGING CUBE AND TECH ZONE

CHARGING CUBE

Charging Cube addresses the need for portable power. The ability to take this device anywhere for collaboration and easy connectivity makes the Charging Cube ideal for those who appreciate flexibility in their workspace.

The Charging Cube can be placed anywhere, and allow up to three devices to be charged at once.

- Two 4 amp USB-A fast charging ports
- One 4 amp USB-C smart charging port
- 11,600 mAh battery capacity
- Charges completely in 4 hours

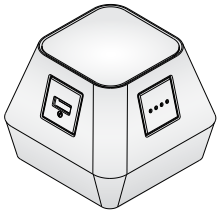

Charging Cube - Top View

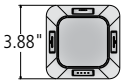

Charging Cube - Side View

TECH ZONE

Simple, easy to use and portable, this freestanding table top power option allows you to easily charge all of your devices.

Available in three configurations with a variety of power and data connectivity options. Includes a 72"-long plug-in infeed cord.

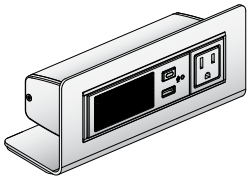

Tech Zone - Side View

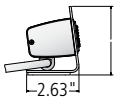

ZONE-SPEAKER
Includes one simplex receptacle, one dual charging USB-A charging port and a Bluetooth speaker

ZONE-DATA
Includes two simplex receptacles and two open data ports

ZONE-USB
Includes two simplex receptacles, one data port and one dual charging USB-A charging port

ZONE-SPEAKER

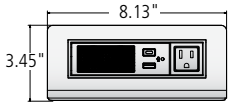

ZONE-DATA



ZONE-USB

FREESTANDING POWER: CHARGING STAND

BATTERY-POWERED CHARGING STAND

At table height, this battery-powered unit provides multiple charging options for collaboration anywhere with cordless power.

- Three 2 amp USB-A charging ports
- One USB-C (18W) charging port

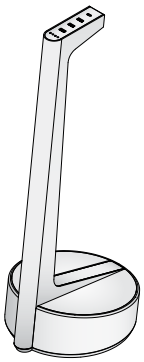

Battery-Powered Charging Stand Side View

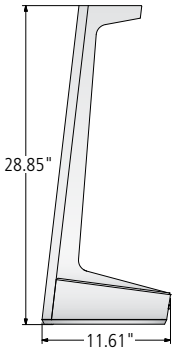

Battery-Powered Charging Stand Top View

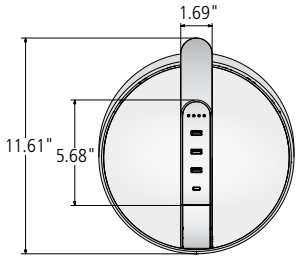

CORDED CHARGING STAND

The corded unit offers various configurations to fit your needs, while still offering easy mobility. Includes a 10'-long plug-in infeed cord.

Three configurations to choose from:

STAND-1C
One simplex receptacle and two USB-A ports, and one USB-C port

STAND-3C
Three simplex receptacles, two USB-A ports, and one USB-C port

STAND-4C
Four simplex receptacles, two USB-A ports and one USB-C port

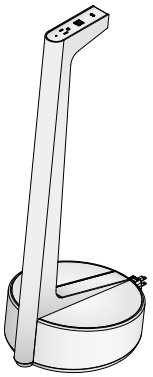

Corded Charging Stand Side View

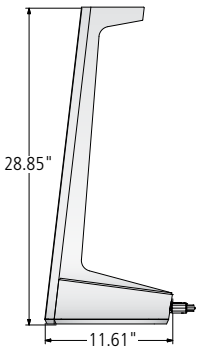

Corded Charging Stand Top View

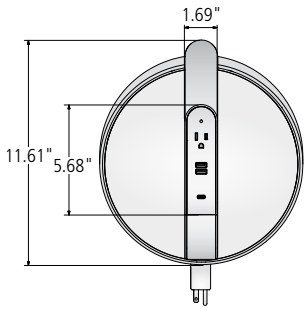

Base Plate Configuration Options

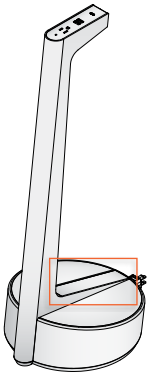

STAND-1C

STAND-3C

STAND-4C

WIRE MANAGEMENT OPENINGS

Wire Frame Base with Wire Manager

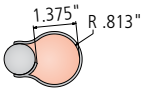

Wire management opening is the same for all tables, regardless of top size. Each table includes one wire management channel.

Hoop Base with Wire Manager

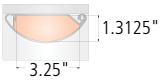

Wire management opening is the same for all tables, regardless of top size. Each table includes one wire management channel.

Wire Frame / Hoop Base (Optional Center Column)

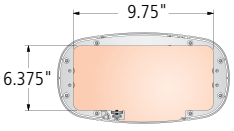

Wire management opening is the same for all tables, regardless of top size

BASE DIMENSIONS

Wire Frame Base - Round, Square and Soft Square Tables

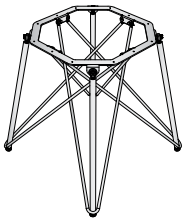

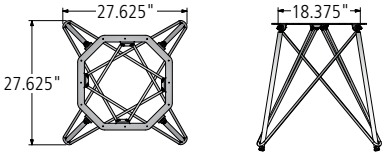

Same size base utilized for all sizes (42"-60") round, square and soft square tables

Wire Frame Base - Rectangle and Soft Rectangle Tables

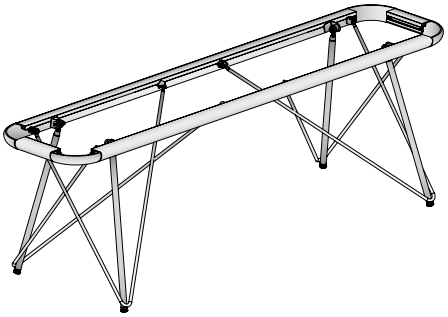

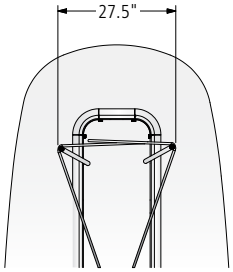

The span between the glides will remain the same for all table sizes

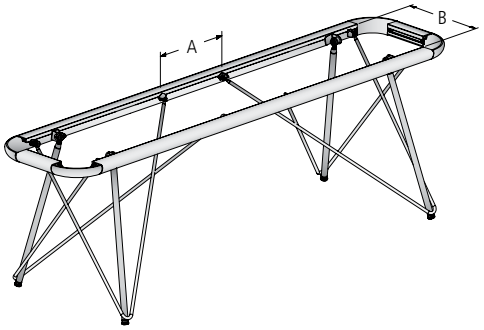

Table Length	A	B
72	2	15-1/2
78	4	15-1/2
84	6	15-1/2
90	2	15-1/2
96	4	15-1/2
102	10	15-1/2
108	2	15-1/2
114	8	15-1/2
120	14	15-1/2
132	2	15-1/2
144	14	15-1/2
156	26	15-1/2
168	2	15-1/2
180	14	15-1/2

BASE DIMENSIONS

Hoop Base - Round, Square and Soft Square Tables

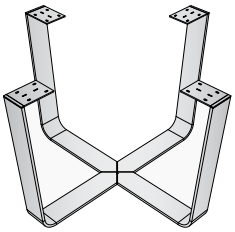

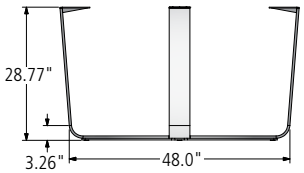

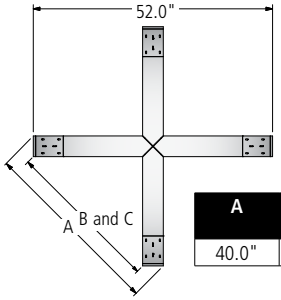

60" Wide Tops

A	B (table top)	C (floor)
40.0"	32.91"	30.04"

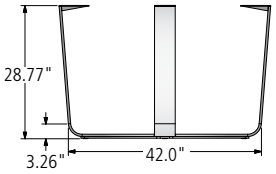

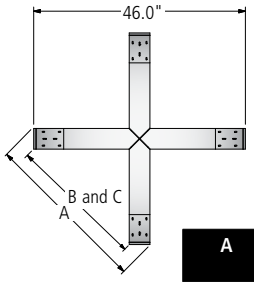

54" Wide Tops

A	B (table top)	C (floor)
35.63"	28.67"	25.79"

Hoop Base - Rectangle and Soft Rectangle Tables

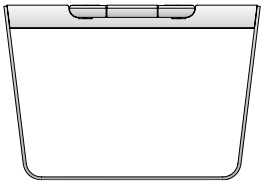

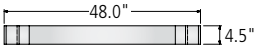

60" Wide Tops



54" Wide Tops

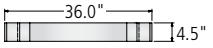

48" Wide Tops

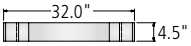

42" Wide Tops

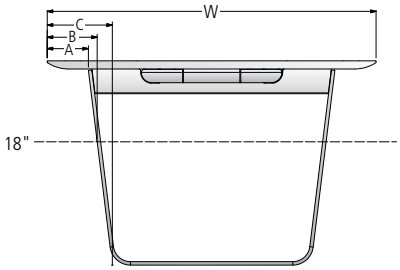

W	A	B	C
42	5	6-1/4	8-1/2
48, 54, 60	6	7-1/4	9-1/2

Center Hoop Base - 54" and 60"-Wide Soft Rectangle Tables

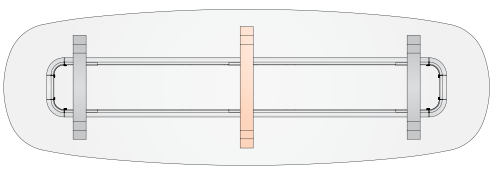

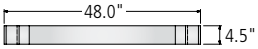

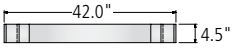

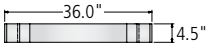

60"-wide Boat tops will have a 48"-wide center base and 42"-wide bases on either end

54"-wide Boat tops will have a 42"-wide center base and 36"-wide bases on either end

BASE LOCATIONS

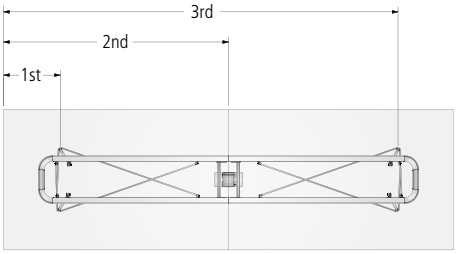

Wire Frame (all table shapes)

Table Length (inches)	Center of 1st Base	Center of 2nd Base	Center of 3rd Base
72	16	56	-
78	18	60	-
84	20	64	-
90	22	68	-
96	24	72	-
102	24	78	-
108	24	84	-
114	24	90	-
120	24	96	-
132	24	108	-
144	24	120	-
156	24	78	132
168	24	84	144
180	24	90	156
192	24	96	168
204	24	102	180
216	24	108	192
228	24	114	204
240	24	120	216

*Wire Frame will not fit over a floor core.

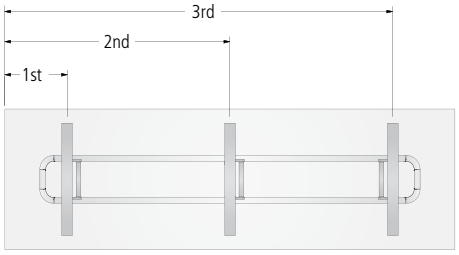

Hoop Base (all table shapes)

Table Length (inches)	Center of 1st Base	Center of 2nd Base	Center of 3rd Base
72	20.125	51.875	-
78	22.125	55.875	-
84	25.75	58.25	-
90	28.75	61.25	-
96	31.25	64.75	-
102	34.25	67.75	-
108	34.25	73.75	-
114	27.25	86.75	-
120	29.25	90.75	-
132	32.25	99.75	-
144	27.25	116.75	-
156	34.25	78	121.75
168	26	84	142
180	29.25	90	150.75
192	31.25	96	160.75
204	31.25	102	172.75
216	34.25	108	181.75
228	26	114	202
240	29.25	120	210.75

*Hoop Base will not fit over a floor core.

VENEER TOP

ROUND TOP

SOFT SQUARE TOP

SQUARE TOP

EDGE PROFILE / BASE KEY

SURF EDGE PROFILE
SWF Wire Frame

CREST EDGE PROFILE
WF Wire Frame
HP Four Leg Hoop

ROUND TABLES

MODEL #	DIAMETER	TOP SECTIONS	SEATING CAPACITY	-SWF	-WF	-HP
BJR-42-V	42	1	4	7,638	5,474	-
BJR-48-V	48	1	4	9,317	6,574	-
BJR-54-V	54	1	4	-	7,891	6,911
BJR-60-V	60	1	4	-	9,119	8,079

SOFT SQUARE TABLES

MODEL #	L x W	TOP SECTIONS	SEATING CAPACITY	-SWF	-WF	-HP
BJQ-42-V	42 x 42	1	4	7,638	5,474	-
BJQ-48-V	48 x 48	1	4	9,317	6,574	-
BJQ-54-V	54 x 54	1	4	-	7,891	6,911
BJQ-60-V	60 x 60	1	4	-	9,119	8,079

SQUARE TABLES

MODEL #	L x W	TOP SECTIONS	SEATING CAPACITY	-WF	-HP
BJS-42-V	42 x 42	1	4	5,474	-
BJS-48-V	48 x 48	1	4	6,574	-
BJS-54-V	54 x 54	1	4	7,891	6,911
BJS-60-V	60 x 60	1	4	9,119	8,079

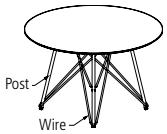

OPTIONS	CODE	PRICE	NOTES
Polished Chrome Base Finish Options:			
Wire Frame Base	**-PCWFS**	$2,885	
Hoop Base	**-PCH4**	$4,581	
Blackened Nickel Base Finish Options:			
Wire Frame Base	**-BNWFS**	$1,400	
Hoop Base	**-BNH4**	$4,581	
Wire Frame Combination Finish Options:			
Polished Chrome Wires with Blackened Nickel Posts	**-TTS-BN**	$2,235	
Polished Chrome Wires with Satin Chrome Posts	**-TTS-BC**	$1,932	
Polished Chrome Wires with Powder Coat Posts	**-TTS-P**	$1,513	
Power and Data Options			See pages 53-61

EDGE PROFILES

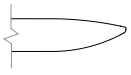

Surf Edge Profile

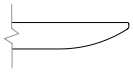

Crest Edge Profile

GENERAL INFORMATION

- Tops are 1-1/8" thick
- Seating capacity based on 27" per person
- Overall table height 29-1/2"
- Standard with flat cut veneer
- If selecting Blackened Nickel base finish, choose Storm for Wire Management color

REQUIRED INFORMATION (ORDER CANNOT BE ENTERED WITHOUT THIS INFORMATION)

See appendix pages vi-vii for surface material options.
- Choose Veneer Finish
- Choose Metal Finish. Clear Anodized (-CA) not available

PLANK VENEER TOP

ROUND TOP

SOFT SQUARE TOP

SQUARE TOP

EDGE PROFILE / BASE KEY

SURF EDGE PROFILE
SWF Wire Frame

CREST EDGE PROFILE
WF Wire Frame
HP Four Leg Hoop

ROUND TABLES

MODEL #	DIAMETER	TOP SECTIONS	SEATING CAPACITY	-SWF	-WF	-HP
BJR-42-PW	42	1	4	8,784	6,296	-
BJR-48-PW	48	1	4	10,715	7,561	-
BJR-54-PW	54	1	4	-	9,075	7,948
BJR-60-PW	60	1	4	-	10,487	9,291

SOFT SQUARE TABLES

MODEL #	L x W	TOP SECTIONS	SEATING CAPACITY	-SWF	-WF	-HP
BJQ-42-PW	42 x 42	1	4	8,784	6,296	-
BJQ-48-PW	48 x 48	1	4	10,715	7,561	-
BJQ-54-PW	54 x 54	1	4	-	9,075	7,948
BJQ-60-PW	60 x 60	1	4	-	10,487	9,291

SQUARE TABLES

MODEL #	L x W	TOP SECTIONS	SEATING CAPACITY	-WF	-HP
BJS-42-PW	42 x 42	1	4	6,296	-
BJS-48-PW	48 x 48	1	4	7,561	-
BJS-54-PW	54 x 54	1	4	9,075	7,948
BJS-60-PW	60 x 60	1	4	10,487	9,291

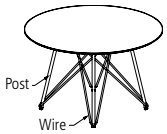

OPTIONS	CODE	PRICE	NOTES
Polished Chrome Base Finish Options:			
Wire Frame Base	**-PCWFS**	$2,885	
Hoop Base	**-PCH4**	$4,581	
Blackened Nickel Base Finish Options:			
Wire Frame Base	**-BNWFS**	$1,400	
Hoop Base	**-BNH4**	$4,581	
Wire Frame Combination Finish Options:			
Polished Chrome Wires with Blackened Nickel Posts	**-TTS-BN**	$2,235	
Polished Chrome Wires with Satin Chrome Posts	**-TTS-BC**	$1,932	
Polished Chrome Wires with Powder Coat Posts	**-TTS-P**	$1,513	
Power and Data Options			See pages 53-61

EDGE PROFILES

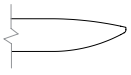
Surf Edge Profile

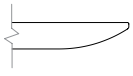
Crest Edge Profile

GENERAL INFORMATION

- Tops are 1-1/8" thick
- Seating capacity based on 27" per person
- Overall table height 29-1/2"
- Standard with flat cut veneer
- If selecting Blackened Nickel base finish, choose Storm for Wire Management color

REQUIRED INFORMATION (ORDER CANNOT BE ENTERED WITHOUT THIS INFORMATION)
See appendix pages vi-vii for surface material options.
- Choose Metal Finish. Clear Anodized (-CA) not available

LAMINATE TOP WITH ABS EDGE

ROUND TOP

SOFT SQUARE TOP

SQUARE TOP

EDGE PROFILE / BASE KEY

CREST EDGE PROFILE
WF Wire Frame
HP Four Leg Hoop

ROUND TABLES

MODEL #	DIAMETER	TOP SECTIONS	SEATING CAPACITY	-WF	-HP
BJR-42-PA	42	1	4	4,927	-
BJR-48-PA	48	1	4	5,917	-
BJR-54-PA	54	1	4	7,102	6,220
BJR-60-PA	60	1	4	8,208	7,272

SOFT SQUARE TABLES

MODEL #	L x W	TOP SECTIONS	SEATING CAPACITY	-WF	-HP
BJQ-42-PA	42 x 42	1	4	4,927	-
BJQ-48-PA	48 x 48	1	4	5,917	-
BJQ-54-PA	54 x 54	1	4	7,102	6,220
BJQ-60-PA	60 x 60	1	4	8,208	7,272

SQUARE TABLES

MODEL #	L x W	TOP SECTIONS	SEATING CAPACITY	-WF	-HP
BJS-42-PA	42 x 42	1	4	4,927	-
BJS-48-PA	48 x 48	1	4	5,917	-
BJS-54-PA	54 x 54	1	4	7,102	6,220
BJS-60-PA	60 x 60	1	4	8,208	7,272

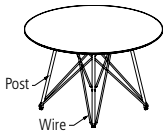

OPTIONS	CODE	PRICE	NOTES
Polished Chrome Base Finish Options:			
Wire Frame Base	**-PCWFS**	$2,885	
Hoop Base	**-PCH4**	$4,581	
Blackened Nickel Base Finish Options:			
Wire Frame Base	**-BNWFS**	$1,400	
Hoop Base	**-BNH4**	$4,581	
Wire Frame Combination Finish Options:			
Polished Chrome Wires with Blackened Nickel Posts	**-TTS-BN**	$2,235	
Polished Chrome Wires with Satin Chrome Posts	**-TTS-BC**	$1,932	
Polished Chrome Wires with Powder Coat Posts	**-TTS-P**	$1,513	
Power and Data Options			See pages 53-61

EDGE PROFILE

Crest Edge Profile

GENERAL INFORMATION

- Tops are 1-1/8" thick
- Seating capacity based on 27" per person
- Overall table height 29-1/2"
- If selecting Blackened Nickel base finish, choose Storm for Wire Management color

REQUIRED INFORMATION (ORDER CANNOT BE ENTERED WITHOUT THIS INFORMATION)
See appendix pages vi-vii for surface material options.
- Choose Laminate
- Choose ABS Edge Finish
- Choose Metal Finish. Clear Anodized (-CA) not available.

INSET LAMINATE TOP WITH HARDWOOD EDGE

ROUND TOP

SOFT SQUARE TOP

SQUARE TOP

EDGE PROFILE / BASE KEY

CREST EDGE PROFILE
WF Wire Frame
HP Four Leg Hoop

ROUND TABLES

MODEL #	DIAMETER	TOP SECTIONS	SEATING CAPACITY	-WF	-HP
BJR-42-P	42	1	4	4,927	-
BJR-48-P	48	1	4	5,917	-
BJR-54-P	54	1	4	7,102	6,220
BJR-60-P	60	1	4	8,208	7,272

SOFT SQUARE TABLES

MODEL #	L x W	TOP SECTIONS	SEATING CAPACITY	-WF	-HP
BJQ-42-P	42 x 42	1	4	4,927	-
BJQ-48-P	48 x 48	1	4	5,917	-
BJQ-54-P	54 x 54	1	4	7,102	6,220
BJQ-60-P	60 x 60	1	4	8,208	7,272

SQUARE TABLES

MODEL #	L x W	TOP SECTIONS	SEATING CAPACITY	-WF	-HP
BJS-42-P	42 x 42	1	4	4,927	-
BJS-48-P	48 x 48	1	4	5,917	-
BJS-54-P	54 x 54	1	4	7,102	6,220
BJS-60-P	60 x 60	1	4	8,208	7,272

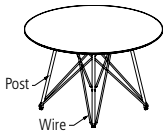

OPTIONS	CODE	PRICE	NOTES
Polished Chrome Base Finish Options:			
Wire Frame Base	**-PCWFS**	$2,885	
Hoop Base	**-PCH4**	$4,581	
Blackened Nickel Base Finish Options:			
Wire Frame Base	**-BNWFS**	$1,400	
Hoop Base	**-BNH4**	$4,581	
Wire Frame Combination Finish Options:			
Polished Chrome Wires with Blackened Nickel Posts	**-TTS-BN**	$2,235	
Polished Chrome Wires with Satin Chrome Posts	**-TTS-BC**	$1,932	
Polished Chrome Wires with Powder Coat Posts	**-TTS-P**	$1,513	
Power and Data Options			See pages 53-61

EDGE PROFILE

Crest Edge Profile

GENERAL INFORMATION

- Tops are 1-1/8" thick
- Seating capacity based on 27" per person
- Overall table height 29-1/2"
- If selecting Blackened Nickel base finish, choose Storm for Wire Management color

REQUIRED INFORMATION (ORDER CANNOT BE ENTERED WITHOUT THIS INFORMATION)

See appendix pages vi-vii for surface material options.
- Choose Laminate
- Choose Veneeer Finish
- Choose Metal Finish. Clear Anodized (-CA) not available.

GLASS TOP

ROUND TOP

SOFT SQUARE TOP

SQUARE TOP

EDGE PROFILE / BASE KEY

CREST EDGE PROFILE
WF Wire Frame
HP Four Leg Hoop

ROUND TABLES

MODEL #	DIAMETER	TOP SECTIONS	SEATING CAPACITY	-WF	-HP
BJR-42-G	42	1	4	7,638	-
BJR-48-G	48	1	4	9,317	-
BJR-54-G	54	1	4	11,350	10,370
BJR-60-G	60	1	4	13,299	12,259

SOFT SQUARE TABLES

MODEL #	L x W	TOP SECTIONS	SEATING CAPACITY	-WF	-HP
BJQ-42-G	42 x 42	1	4	7,638	-
BJQ-48-G	48 x 48	1	4	9,317	-
BJQ-54-G	54 x 54	1	4	11,350	10,370
BJQ-60-G	60 x 60	1	4	13,299	12,259

SQUARE TABLES

MODEL #	L x W	TOP SECTIONS	SEATING CAPACITY	-WF	-HP
BJS-42-G	42 x 42	1	4	7,638	-
BJS-48-G	48 x 48	1	4	9,317	-
BJS-54-G	54 x 54	1	4	11,350	10,370
BJS-60-G	60 x 60	1	4	13,299	12,259

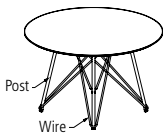

OPTIONS	CODE	PRICE	NOTES
Polished Chrome Base Finish Options:			
Wire Frame Base	**-PCWFS**	$2,885	
Hoop Base	**-PCH4**	$4,581	
Blackened Nickel Base Finish Options:			
Wire Frame Base	**-BNWFS**	$1,400	
Hoop Base	**-BNH4**	$4,581	
Wire Frame Combination Finish Options:			
Polished Chrome Wires with Blackened Nickel Posts	**-TTS-BN**	$2,235	
Polished Chrome Wires with Satin Chrome Posts	**-TTS-BC**	$1,932	
Polished Chrome Wires with Powder Coat Posts	**-TTS-P**	$1,513	
Satin Glass	Add **-RSG**	$340	
Power and Data Options			See pages 53-61

EDGE PROFILE

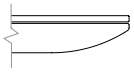

Glass Edge Profile

GENERAL INFORMATION

- Tops include a 1-1/8" thick sub-top with 3/16" deep hardwood edge band and 1/4" thick back-painted, low iron glass
- Seating capacity based on 27" per person
- Overall table height 29-1/2"
- Unless otherwise specified, the sub-top finish will match the base finish, if Polished Chrome finish is specified for the base, the sub-top finish will be Foil
- If selecting Blackened Nickel base finish, choose Storm for Wire Management color

REQUIRED INFORMATION (ORDER CANNOT BE ENTERED WITHOUT THIS INFORMATION)

See appendix pages vi-vii for surface material options.
- Choose Glass Finish
- Choose Paint Sub-Top Finish
- Choose Metal Finish. Clear Anodized (-CA) not available

VENEER TOP

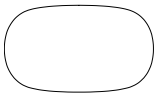

SOFT RECTANGLE TOP

EDGE PROFILE / BASE KEY

SURF EDGE PROFILE		CREST EDGE PROFILE	
SWF	Wire Frame	WF	Wire Frame
SHP	Hoop Base	HP	Hoop Base

SOFT RECTANGLE TABLES

MODEL #	L x W	TOP SECTIONS	BASE QTY	WIRE FRAME SEATING CAPACITY	HOOP BASE SEATING CAPACITY	-SWF	-SHP	-WF	-HP
BJF-7242-V	72 x 42	1	2	6	4	10,339	9,123	7,865	6,649
BJF-7842-V	78 x 42	1	2	6	4	11,408	10,109	8,631	7,332
BJF-8442-V	84 x 42	1	2	8	6	11,762	10,463	8,852	7,553
BJF-8448-V	84 x 48	1	2	8	8	12,840	11,496	9,557	8,213
BJF-9042-V	90 x 42	1	2	8	6	12,744	11,376	9,545	8,177
BJF-9048-V	90 x 48	1	2	8	8	13,941	12,527	10,324	8,910
BJF-9642-V	96 x 42	1	2	8	8	13,115	11,748	9,777	8,410
BJF-9648-V	96 x 48	1	2	8	8	14,376	12,962	10,594	9,180
BJF-10242-V	102 x 42	1	2	8	8	14,236	12,793	10,565	9,122
BJF-10248-V	102 x 48	1	2	8	8	15,633	14,141	11,468	9,976
BJF-10842-V	108 x 42	1	2	10	8	14,627	13,184	10,810	9,367
BJF-10848-V	108 x 48	1	2	10	8	16,091	14,598	11,753	10,260
BJF-11442-V	114 x 42	1	2	10	8	15,809	14,290	11,637	10,118
BJF-11448-V	114 x 48	1	2	10	10	17,422	15,850	12,673	11,101
BJF-12042-V	120 x 42	1	2	10	10	16,222	14,703	11,896	10,377
BJF-12048-V	120 x 48	1	2	10	10	17,904	16,333	12,973	11,402
BJF-12054-V	120 x 54	1	2	12	10	-	-	14,247	12,605
BJF-13248-V	132 x 48	2	2	10	10	-	-	14,139	12,502
BJF-13254-V	132 x 54	2	2	12	10	-	-	15,566	13,857
BJF-14448-V	144 x 48	2	2	12	12	-	-	15,356	13,654
BJF-14454-V	144 x 54	2	2	14	12	-	-	16,945	15,167
BJF-14460-V	144 x 60	2	2	14	12	-	-	18,801	16,928
BJF-15654-V	156 x 54	2	3	14	10	-	-	21,764	19,069
BJF-15660-V	156 x 60	2	3	14	10	-	-	23,966	21,128
BJF-16854-V	168 x 54	2	3	16	10	-	-	22,604	19,909
BJF-16860-V	168 x 60	2	3	16	10	-	-	24,931	22,093
BJF-18054-V	180 x 54	2	3	16	14	-	-	23,443	20,748
BJF-18060-V	180 x 60	2	3	16	14	-	-	25,895	23,057
BJF-19254-V	192 x 54	2	3	18	14	-	-	24,283	21,588
BJF-19260-V	192 x 60	2	3	18	14	-	-	26,860	24,022
BJF-20454-V	204 x 54	2	3	18	14	-	-	26,142	23,338
BJF-20460-V	204 x 60	2	3	18	14	-	-	28,954	26,001
BJF-21654-V	216 x 54	2	3	20	14	-	-	27,675	24,803
BJF-21660-V	216 x 60	2	3	20	14	-	-	30,689	27,664
BJF-22854-V	228 x 54	2	3	20	18	-	-	28,843	25,943
BJF-22860-V	228 x 60	2	3	20	18	-	-	32,019	28,966
BJF-24054-V	240 x 54	2	3	20	18	-	-	30,082	27,150
BJF-24060-V	240 x 60	2	3	20	18	-	-	33,432	30,343

VENEER TOP

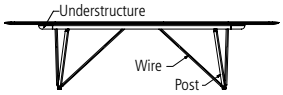

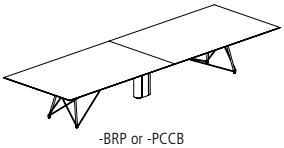

-BRP or -PCCB

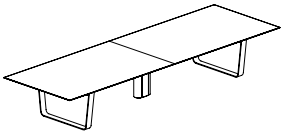

-BRP or -PCCB

OPTIONS	CODE	PRICE	NOTES
Polished Chrome Base Finish Options:			
(2) Hoop Bases	**-PCH2**	$3,791	
(3) Hoop Bases	**-PCH3**	$5,687	
Wire Frame Base 72"-132"	**-PCWFR-1**	$2,371	
Wire Frame Base 144"-240"	**-PCWFR-2**	$3,949	
Blackened Nickel Base Finish Options:			
(2) Hoop Bases	**-BNH2**	$3,791	
(3) Hoop Bases	**-BNH3**	$5,687	
Wire Frame Base 72"-132"	**-BNWFR-1**	$2,371	
Wire Frame Base 144"-240"	**-BNWFR-2**	$3,949	
Wire Frame Combination Finish Options:			
Polished Chrome Wires with Blackened Nickel Posts	**-TTR-BN**	$2,459	
Polished Chrome Wires with Satin Chrome Posts	**-TTR-BC**	$2,574	
Polished Chrome Wires with Powder Coat Posts	**-TTR-P**	$2,273	
Center Column Finish Options:			
Polished Chrome Center Column Base	**-PCCB**	$1,003	
Powder Coat Center Column Base*	**-BRP**	No Charge	Replaces existing middle base on Hoop Base
*When specifying **-BRP** in conjunction with a Polished Chrome finish on Hoop Base tables with 3 bases, use the upcharge code and pricing for 2 base tables (**-PCH2**)			
Multi-Section Tops:			
102", 108", 114" and 120" one-piece tops split into two sections	Specify **-2****	$680	
204", 216", 228" or 240" two-piece tops split into four sections	Specify **-4**	$1,356	
**Note: Two-Piece top option not available with surf edge profile. Also, Power Matrix (center of table location only) cannot be specified with this option.			
Power and Data Options			See pages 53-61

EDGE PROFILES

Surf Edge Profile

Crest Edge Profile

GENERAL INFORMATION

- Tops are 1-1/8" thick
- Seating capacity based on 27" per person
- Overall table height 29.5"
- Tables with three Hoop bases will default to three of the same base. If an alternate center base is needed, specify the -BRP or -PCCB Center Column Base option above.
- Wire Frame base tables 156" or longer include a center column in the same finish as the base. When the Wire Frame base is polished chrome, the center column base will default to Foil. When blackened nickel is specified, the center column base will default to Storm. When specified with the combination finish option, the center column base finish will need to be specified.
- Standard with flat cut veneer
- When Hoop Base or Wire Frame Base is specified in Polished Chrome, the support rails for the table will default to Black
- If selecting Blackened Nickel base finish, choose Storm for Wire Management color

REQUIRED INFORMATION (ORDER CANNOT BE ENTERED WITHOUT THIS INFORMATION)

See appendix pages vi-vii for surface material options.

- Choose Veneer Finish
- Choose Metal Finish. Clear Anodized (-CA) not available

VENEER TOP

RECTANGLE TOP

EDGE PROFILE / BASE KEY

CREST EDGE PROFILE
WF Wire Frame
HP Hoop Base

RECTANGLE TABLES

MODEL #	L x W	TOP SECTIONS	BASE QTY	WIRE FRAME SEATING CAPACITY	HOOP BASE SEATING CAPACITY	-WF	-HP
BJT-7242-V	72 x 42	1	2	6	4	7,865	6,649
BJT-7842-V	78 x 42	1	2	6	4	8,631	7,332
BJT-8442-V	84 x 42	1	2	8	6	8,852	7,553
BJT-8448-V	84 x 48	1	2	8	8	9,557	8,213
BJT-9042-V	90 x 42	1	2	8	6	9,545	8,177
BJT-9048-V	90 x 48	1	2	8	8	10,324	8,910
BJT-9642-V	96 x 42	1	2	8	8	9,777	8,410
BJT-9648-V	96 x 48	1	2	8	8	10,594	9,180
BJT-10242-V	102 x 42	1	2	8	8	10,565	9,122
BJT-10248-V	102 x 48	1	2	8	8	11,468	9,976
BJT-10842-V	108 x 42	1	2	10	8	10,810	9,367
BJT-10848-V	108 x 48	1	2	10	8	11,753	10,260
BJT-11442-V	114 x 42	1	2	10	8	11,637	10,118
BJT-11448-V	114 x 48	1	2	10	10	12,673	11,101
BJT-12042-V	120 x 42	1	2	10	10	11,896	10,377
BJT-12048-V	120 x 48	1	2	10	10	12,973	11,402
BJT-12054-V	120 x 54	1	2	12	10	14,247	12,605
BJT-13248-V	132 x 48	2	2	10	10	14,139	12,502
BJT-13254-V	132 x 54	2	2	12	10	15,566	13,857
BJT-14448-V	144 x 48	2	2	12	12	15,356	13,654
BJT-14454-V	144 x 54	2	2	14	12	16,945	15,167
BJT-14460-V	144 x 60	2	2	14	12	18,801	16,928
BJT-15654-V	156 x 54	2	3	14	10	21,764	19,069
BJT-15660-V	156 x 60	2	3	14	10	23,966	21,128
BJT-16854-V	168 x 54	2	3	16	10	22,604	19,909
BJT-16860-V	168 x 60	2	3	16	10	24,931	22,093
BJT-18054-V	180 x 54	2	3	16	14	23,443	20,748
BJT-18060-V	180 x 60	2	3	16	14	25,895	23,057
BJT-19254-V	192 x 54	2	3	18	14	24,283	21,588
BJT-19260-V	192 x 60	2	3	18	14	26,860	24,022
BJT-20454-V	204 x 54	2	3	18	14	26,142	23,338
BJT-20460-V	204 x 60	2	3	18	14	28,954	26,001
BJT-21654-V	216 x 54	2	3	20	14	27,675	24,803
BJT-21660-V	216 x 60	2	3	20	14	30,689	27,664
BJT-22854-V	228 x 54	2	3	20	18	28,843	25,943
BJT-22860-V	228 x 60	2	3	20	18	32,019	28,966
BJT-24054-V	240 x 54	2	3	20	18	30,082	27,150
BJT-24060-V	240 x 60	2	3	20	18	33,432	30,343

VENEER TOP

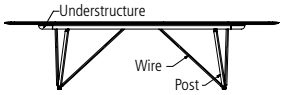

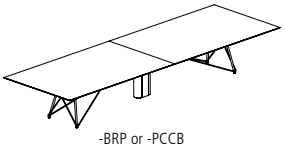

-BRP or -PCCB

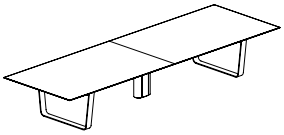

-BRP or -PCCB

OPTIONS	CODE	PRICE	NOTES
Polished Chrome Base Finish Options:			
(2) Hoop Bases	**-PCH2**	$3,791	
(3) Hoop Bases	**-PCH3**	$5,687	
Wire Frame Base 72"-132"	**-PCWFR-1**	$2,371	
Wire Frame Base 144"-240"	**-PCWFR-2**	$3,949	
Blackened Nickel Base Finish Options:			
(2) Hoop Bases	**-BNH2**	$3,791	
(3) Hoop Bases	**-BNH3**	$5,687	
Wire Frame Base 72"-132"	**-BNWFR-1**	$2,371	
Wire Frame Base 144"-240"	**-BNWFR-2**	$3,949	
Wire Frame Combination Finish Options:			
Polished Chrome Wires with Blackened Nickel Posts	**-TTR-BN**	$2,459	
Polished Chrome Wires with Satin Chrome Posts	**-TTR-BC**	$2,574	
Polished Chrome Wires with Powder Coat Posts	**-TTR-P**	$2,273	
Center Column Finish Options:			
Polished Chrome Center Column Base	**-PCCB**	$1,003	
Powder Coat Center Column Base*	**-BRP**	No Charge	Replaces existing middle base on Hoop Base
*When specifying **-BRP** in conjunction with a Polished Chrome finish on Hoop Base tables with 3 bases, use the upcharge code and pricing for 2 base tables (**-PCH2**)			
Multi-Section Tops:			
102", 108", 114" and 120" one-piece tops split into two sections	Specify **-2****	$680	
204", 216", 228" or 240" two-piece tops split into four sections	Specify **-4**	$1,356	
**Note: Two-Piece top option not available with surf edge profile. Also, Power Matrix (center of table location only) cannot be specified with this option.			
Power and Data Options			See pages 53-61

EDGE PROFILE

Crest Edge Profile

GENERAL INFORMATION

- Tops are 1-1/8" thick
- Seating capacity based on 27" per person
- Overall table height 29.5"
- Tables with three Hoop bases will default to three of the same base. If an alternate center base is needed, specify the -BRP or -PCCB Center Column Base option above.
- Wire Frame base tables 156" or longer include a center column in the same finish as the base. When the Wire Frame base is polished chrome, the center column base will default to Foil. When blackened nickel is specified, the center column base will default to Storm. When specified with the combination finish option, the center column base finish will need to be specified.
- Standard with flat cut veneer
- When Hoop Base or Wire Frame Base is specified in Polished Chrome, the support rails for the table will default to Black
- If selecting Blackened Nickel base finish, choose Storm for Wire Management color

REQUIRED INFORMATION (ORDER CANNOT BE ENTERED WITHOUT THIS INFORMATION)

See appendix pages vi-vii for surface material options.

- Choose Veneer Finish
- Choose Metal Finish

PLANK VENEER TOP

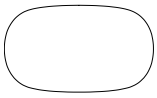

SOFT RECTANGLE TOP

EDGE PROFILE / BASE KEY

SURF EDGE PROFILE		CREST EDGE PROFILE	
SWF	Wire Frame	WF	Wire Frame
SHP	Hoop Base	HP	Hoop Base

SOFT RECTANGLE TABLES

MODEL #	L x W	TOP SECTIONS	BASE QTY	WIRE FRAME SEATING CAPACITY	HOOP BASE SEATING CAPACITY	-SWF	-SHP	-WF	-HP
BJF-7242-PW	72 x 42	1	2	6	4	11,890	10,492	9,045	7,647
BJF-7842-PW	78 x 42	1	2	6	4	13,120	11,626	9,926	8,432
BJF-8442-PW	84 x 42	1	2	8	6	13,527	12,033	10,180	8,686
BJF-8448-PW	84 x 48	1	2	8	8	14,766	13,221	10,991	9,445
BJF-9042-PW	90 x 42	1	2	8	6	14,656	13,083	10,977	9,404
BJF-9048-PW	90 x 48	1	2	8	8	16,033	14,407	11,873	10,247
BJF-9642-PW	96 x 42	1	2	8	8	15,083	13,511	11,244	9,672
BJF-9648-PW	96 x 48	1	2	8	8	16,533	14,907	12,184	10,557
BJF-10242-PW	102 x 42	1	2	8	8	16,372	14,712	12,150	10,491
BJF-10248-PW	102 x 48	1	2	8	8	17,978	16,263	13,189	11,473
BJF-10842-PW	108 x 42	1	2	10	8	16,822	15,162	12,432	10,773
BJF-10848-PW	108 x 48	1	2	10	8	18,505	16,788	13,516	11,799
BJF-11442-PW	114 x 42	1	2	10	8	18,181	16,434	13,383	11,636
BJF-11448-PW	114 x 48	1	2	10	10	20,036	18,228	14,574	12,767
BJF-12042-PW	120 x 42	1	2	10	10	18,656	16,909	13,681	11,934
BJF-12048-PW	120 x 48	1	2	10	10	20,590	18,783	14,919	13,113
BJF-12054-PW	120 x 54	1	2	12	10	-	-	16,385	14,496
BJF-13248-PW	132 x 48	2	2	10	10	-	-	16,260	14,378
BJF-13254-PW	132 x 54	2	2	12	10	-	-	17,901	15,936
BJF-14448-PW	144 x 48	2	2	12	12	-	-	17,660	15,703
BJF-14454-PW	144 x 54	2	2	14	12	-	-	19,487	17,443
BJF-14460-PW	144 x 60	2	2	14	12	-	-	21,622	19,468
BJF-15654-PW	156 x 54	2	3	14	10	-	-	25,029	21,930
BJF-15660-PW	156 x 60	2	3	14	10	-	-	27,561	24,298
BJF-16854-PW	168 x 54	2	3	16	10	-	-	25,995	22,896
BJF-16860-PW	168 x 60	2	3	16	10	-	-	28,671	25,407
BJF-18054-PW	180 x 54	2	3	16	14	-	-	26,960	23,861
BJF-18060-PW	180 x 60	2	3	16	14	-	-	29,780	26,516
BJF-19254-PW	192 x 54	2	3	18	14	-	-	27,926	24,827
BJF-19260-PW	192 x 60	2	3	18	14	-	-	30,889	27,626
BJF-20454-PW	204 x 54	2	3	18	14	-	-	30,064	26,839
BJF-20460-PW	204 x 60	2	3	18	14	-	-	33,298	29,902
BJF-21654-PW	216 x 54	2	3	20	14	-	-	31,827	28,524
BJF-21660-PW	216 x 60	2	3	20	14	-	-	35,293	31,814
BJF-22854-PW	228 x 54	2	3	20	18	-	-	33,170	29,835
BJF-22860-PW	228 x 60	2	3	20	18	-	-	36,822	33,311
BJF-24054-PW	240 x 54	2	3	20	18	-	-	34,595	31,223
BJF-24060-PW	240 x 60	2	3	20	18	-	-	38,447	34,895

PLANK VENEER TOP

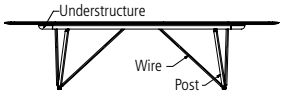

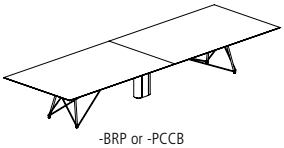

-BRP or -PCCB

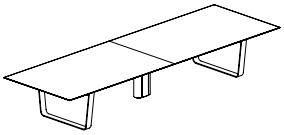

-BRP or -PCCB

OPTIONS	CODE	PRICE	NOTES
Polished Chrome Base Finish Options:			
(2) Hoop Bases	**-PCH2**	$3,791	
(3) Hoop Bases	**-PCH3**	$5,687	
Wire Frame Base 72"-132"	**-PCWFR-1**	$2,371	
Wire Frame Base 144"-240"	**-PCWFR-2**	$3,949	
Blackened Nickel Base Finish Options:			
(2) Hoop Bases	**-BNH2**	$3,791	
(3) Hoop Bases	**-BNH3**	$5,687	
Wire Frame Base 72"-132"	**-BNWFR-1**	$2,371	
Wire Frame Base 144"-240"	**-BNWFR-2**	$3,949	
Wire Frame Combination Finish Options:			
Polished Chrome Wires with Blackened Nickel Posts	**-TTR-BN**	$2,459	
Polished Chrome Wires with Satin Chrome Posts	**-TTR-BC**	$2,574	
Polished Chrome Wires with Powder Coat Posts	**-TTR-P**	$2,273	
Center Column Finish Options:			
Polished Chrome Center Column Base	**-PCCB**	$1,003	
Powder Coat Center Column Base*	**-BRP**	No Charge	Replaces existing middle base on Hoop Base
*When specifying **-BRP** in conjunction with a Polished Chrome finish on Hoop Base tables with 3 bases, use the upcharge code and pricing for 2 base tables (**-PCH2**)			
Multi-Section Tops:			
102", 108", 114" and 120" one-piece tops split into two sections	Specify **-2****	$680	
204", 216", 228" or 240" two-piece tops split into four sections	Specify **-4**	$1,356	
**Note: Two-Piece top option not available with surf edge profile. Also, Power Matrix (center of table location only) cannot be specified with this option.			
Power and Data Options			See pages 53-61

EDGE PROFILES

Surf Edge Profile

Crest Edge Profile

GENERAL INFORMATION

- Tops are 1-1/8" thick
- Seating capacity based on 27" per person
- Overall table height 29.5"
- Tables with three Hoop bases will default to three of the same base. If an alternate center base is needed, specify the -BRP or -PCCB Center Column Base option above.
- Wire Frame base tables 156" or longer include a center column in the same finish as the base. When the Wire Frame base is polished chrome, the center column base will default to Foil. When blackened nickel is specified, the center column base will default to Storm. When specified with the combination finish option, the center column base finish will need to be specified.
- Standard with flat cut veneer
- When Hoop Base or Wire Frame Base is specified in Polished Chrome, the support rails for the table will default to Black
- If selecting Blackened Nickel base finish, choose Storm for Wire Management color

REQUIRED INFORMATION (ORDER CANNOT BE ENTERED WITHOUT THIS INFORMATION)
See appendix pages vi-vii for surface material options.
- Choose Metal Finish. Clear Anodized (-CA) not available

PLANK VENEER TOP

RECTANGLE TOP

EDGE PROFILE / BASE KEY

CREST EDGE PROFILE
WF Wire Frame
HP Hoop Base

RECTANGLE TABLES

MODEL #	L x W	TOP SECTIONS	BASE QTY	WIRE FRAME SEATING CAPACITY	HOOP BASE SEATING CAPACITY	-WF	-HP
BJT-7242-PW	72 x 42	1	2	6	4	9,045	7,647
BJT-7842-PW	78 x 42	1	2	6	4	9,926	8,432
BJT-8442-PW	84 x 42	1	2	8	6	10,180	8,686
BJT-8448-PW	84 x 48	1	2	8	8	10,991	9,445
BJT-9042-PW	90 x 42	1	2	8	6	10,977	9,404
BJT-9048-PW	90 x 48	1	2	8	8	11,873	10,247
BJT-9642-PW	96 x 42	1	2	8	8	11,244	9,672
BJT-9648-PW	96 x 48	1	2	8	8	12,184	10,557
BJT-10242-PW	102 x 42	1	2	8	8	12,150	10,491
BJT-10248-PW	102 x 48	1	2	8	8	13,189	11,473
BJT-10842-PW	108 x 42	1	2	10	8	12,432	10,773
BJT-10848-PW	108 x 48	1	2	10	8	13,516	11,799
BJT-11442-PW	114 x 42	1	2	10	8	13,383	11,636
BJT-11448-PW	114 x 48	1	2	10	10	14,574	12,767
BJT-12042-PW	120 x 42	1	2	10	10	13,681	11,934
BJT-12048-PW	120 x 48	1	2	10	10	14,919	13,113
BJT-12054-PW	120 x 54	1	2	12	10	16,385	14,496
BJT-13248-PW	132 x 48	2	2	10	10	16,260	14,378
BJT-13254-PW	132 x 54	2	2	12	10	17,901	15,936
BJT-14448-PW	144 x 48	2	2	12	12	17,660	15,703
BJT-14454-PW	144 x 54	2	2	14	12	19,487	17,443
BJT-14460-PW	144 x 60	2	2	14	12	21,622	19,468
BJT-15654-PW	156 x 54	2	3	14	10	25,029	21,930
BJT-15660-PW	156 x 60	2	3	14	10	27,561	24,298
BJT-16854-PW	168 x 54	2	3	16	10	25,995	22,896
BJT-16860-PW	168 x 60	2	3	16	10	28,671	25,407
BJT-18054-PW	180 x 54	2	3	16	14	26,960	23,861
BJT-18060-PW	180 x 60	2	3	16	14	29,780	26,516
BJT-19254-PW	192 x 54	2	3	18	14	27,926	24,827
BJT-19260-PW	192 x 60	2	3	18	14	30,889	27,626
BJT-20454-PW	204 x 54	2	3	18	14	30,064	26,839
BJT-20460-PW	204 x 60	2	3	18	14	33,298	29,902
BJT-21654-PW	216 x 54	2	3	20	14	31,827	28,524
BJT-21660-PW	216 x 60	2	3	20	14	35,293	31,814
BJT-22854-PW	228 x 54	2	3	20	18	33,170	29,835
BJT-22860-PW	228 x 60	2	3	20	18	36,822	33,311
BJT-24054-PW	240 x 54	2	3	20	18	34,595	31,223
BJT-24060-PW	240 x 60	2	3	20	18	38,447	34,895

PLANK VENEER TOP

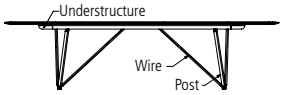

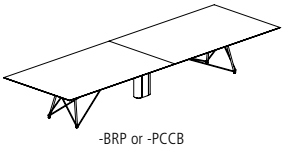

-BRP or -PCCB

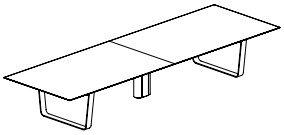

-BRP or -PCCB

OPTIONS	CODE	PRICE	NOTES
Polished Chrome Base Finish Options:			
(2) Hoop Bases	**-PCH2**	$3,791	
(3) Hoop Bases	**-PCH3**	$5,687	
Wire Frame Base 72"-132"	**-PCWFR-1**	$2,371	
Wire Frame Base 144"-240"	**-PCWFR-2**	$3,949	
Blackened Nickel Base Finish Options:			
(2) Hoop Bases	**-BNH2**	$3,791	
(3) Hoop Bases	**-BNH3**	$5,687	
Wire Frame Base 72"-132"	**-BNWFR-1**	$2,371	
Wire Frame Base 144"-240"	**-BNWFR-2**	$3,949	
Wire Frame Combination Finish Options:			
Polished Chrome Wires with Blackened Nickel Posts	**-TTR-BN**	$2,459	
Polished Chrome Wires with Satin Chrome Posts	**-TTR-BC**	$2,574	
Polished Chrome Wires with Powder Coat Posts	**-TTR-P**	$2,273	
Center Column Finish Options:			
Polished Chrome Center Column Base	**-PCCB**	$1,003	
Powder Coat Center Column Base*	**-BRP**	No Charge	Replaces existing middle base on Hoop Base
*When specifying **-BRP** in conjunction with a Polished Chrome finish on Hoop Base tables with 3 bases, use the upcharge code and pricing for 2 base tables (**-PCH2**)			
Multi-Section Tops:			
102", 108", 114" and 120" one-piece tops split into two sections	Specify **-2****	$680	
204", 216", 228" or 240" two-piece tops split into four sections	Specify **-4**	$1,356	
**Note: Two-Piece top option not available with surf edge profile. Also, Power Matrix (center of table location only) cannot be specified with this option.			
Power and Data Options			See pages 53-61

EDGE PROFILE

Crest Edge Profile

GENERAL INFORMATION

- Tops are 1-1/8" thick
- Seating capacity based on 27" per person
- Overall table height 29.5"
- Tables with three Hoop bases will default to three of the same base. If an alternate center base is needed, specify the -BRP or -PCCB Center Column Base option above.
- Wire Frame base tables 156" or longer include a center column in the same finish as the base. When the Wire Frame base is polished chrome, the center column base will default to Foil. When blackened nickel is specified, the center column base will default to Storm. When specified with the combination finish option, the center column base finish will need to be specified.
- Standard with flat cut veneer
- When Hoop Base or Wire Frame Base is specified in Polished Chrome, the support rails for the table will default to Black
- If selecting Blackened Nickel base finish, choose Storm for Wire Management color

REQUIRED INFORMATION (ORDER CANNOT BE ENTERED WITHOUT THIS INFORMATION)

See appendix pages vi-vii for surface material options.

- Choose Metal Finish

LAMINATE TOP WITH ABS EDGE

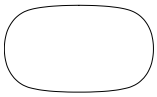

SOFT RECTANGLE TOP

EDGE PROFILE / BASE KEY

CREST EDGE PROFILE
WF Wire Frame
HP Hoop Base

SOFT RECTANGLE TABLES

MODEL #	L x W	TOP SECTIONS	BASE QTY	WIRE FRAME SEATING CAPACITY	HOOP BASE SEATING CAPACITY	-WF	-HP
BJF-7242-PA	72 x 42	1	2	6	4	7,079	5,985
BJF-7842-PA	78 x 42	1	2	6	4	7,768	6,599
BJF-8442-PA	84 x 42	1	2	8	6	7,967	6,798
BJF-8448-PA	84 x 48	1	2	8	8	8,602	7,392
BJF-9042-PA	90 x 42	1	2	8	6	8,591	7,360
BJF-9048-PA	90 x 48	1	2	8	8	9,292	8,019
BJF-9642-PA	96 x 42	1	2	8	8	8,800	7,569
BJF-9648-PA	96 x 48	1	2	8	8	9,535	8,262
BJF-10242-PA	102 x 42	1	2	8	8	9,509	8,210
BJF-10248-PA	102 x 48	1	2	8	8	10,322	8,979
BJF-10842-PA	108 x 42	1	2	10	8	9,729	8,431
BJF-10848-PA	108 x 48	1	2	10	8	10,578	9,234
BJF-11442-PA	114 x 42	1	2	10	8	10,474	9,107
BJF-11448-PA	114 x 48	1	2	10	10	11,406	9,991
BJF-12042-PA	120 x 42	1	2	10	10	10,707	9,340
BJF-12048-PA	120 x 48	1	2	10	10	11,676	10,262
BJF-12054-PA	120 x 54	1	2	12	10	12,823	11,345
BJF-13248-PA	132 x 48	2	2	10	10	12,726	11,252
BJF-13254-PA	132 x 54	2	2	12	10	14,010	12,472
BJF-14448-PA	144 x 48	2	2	12	12	13,821	12,289
BJF-14454-PA	144 x 54	2	2	14	12	15,251	13,651
BJF-14460-PA	144 x 60	2	2	14	12	16,921	15,236
BJF-15654-PA	156 x 54	2	3	14	10	19,588	17,163
BJF-15660-PA	156 x 60	2	3	14	10	21,570	19,016
BJF-16854-PA	168 x 54	2	3	16	10	20,344	17,919
BJF-16860-PA	168 x 60	2	3	16	10	22,438	19,884
BJF-18054-PA	180 x 54	2	3	16	14	21,099	18,674
BJF-18060-PA	180 x 60	2	3	16	14	23,306	20,752
BJF-19254-PA	192 x 54	2	3	18	14	21,855	19,430
BJF-19260-PA	192 x 60	2	3	18	14	24,174	21,620
BJF-20454-PA	204 x 54	2	3	18	14	23,528	21,005
BJF-20460-PA	204 x 60	2	3	18	14	26,059	23,401
BJF-21654-PA	216 x 54	2	3	20	14	24,908	22,323
BJF-21660-PA	216 x 60	2	3	20	14	27,621	24,898
BJF-22854-PA	228 x 54	2	3	20	18	25,959	23,349
BJF-22860-PA	228 x 60	2	3	20	18	28,818	26,070
BJF-24054-PA	240 x 54	2	3	20	18	27,074	24,435
BJF-24060-PA	240 x 60	2	3	20	18	30,089	27,309

LAMINATE TOP WITH ABS EDGE

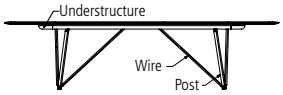

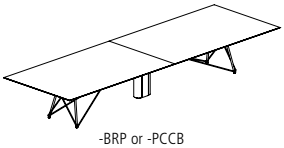

-BRP or -PCCB

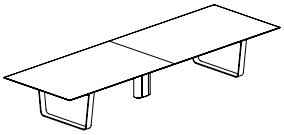

-BRP or -PCCB

OPTIONS	CODE	PRICE	NOTES
Polished Chrome Base Finish Options:			
(2) Hoop Bases	**-PCH2**	$3,791	
(3) Hoop Bases	**-PCH3**	$5,687	
Wire Frame Base 72"-132"	**-PCWFR-1**	$2,371	
Wire Frame Base 144"-240"	**-PCWFR-2**	$3,949	
Blackened Nickel Base Finish Options:			
(2) Hoop Bases	**-BNH2**	$3,791	
(3) Hoop Bases	**-BNH3**	$5,687	
Wire Frame Base 72"-132"	**-BNWFR-1**	$2,371	
Wire Frame Base 144"-240"	**-BNWFR-2**	$3,949	
Wire Frame Combination Finish Options:			
Polished Chrome Wires with Blackened Nickel Posts	**-TTR-BN**	$2,459	
Polished Chrome Wires with Satin Chrome Posts	**-TTR-BC**	$2,574	
Polished Chrome Wires with Powder Coat Posts	**-TTR-P**	$2,273	
Center Column Finish Options:			
Polished Chrome Center Column Base	**-PCCB**	$1,003	
Powder Coat Center Column Base*	**-BRP**	No Charge	Replaces existing middle base on Hoop Base
*When specifying **-BRP** in conjunction with a Polished Chrome finish on Hoop Base tables with 3 bases, use the upcharge code and pricing for 2 base tables (**-PCH2**)			
Multi-Section Tops:			
102", 108", 114" and 120" one-piece tops split into two sections	Specify **-2****	$680	
204", 216", 228" or 240" two-piece tops split into four sections	Specify **-4**	$1,356	
**Note: Two-Piece top option not available with surf edge profile. Also, Power Matrix (center of table location only) cannot be specified with this option.			
Power and Data Options			See pages 53-61

EDGE PROFILE

Crest Edge Profile

GENERAL INFORMATION

- Tops are 1-1/8" thick
- Seating capacity based on 27" per person
- Overall table height 29.5"
- Tables with three Hoop bases will default to three of the same base. If an alternate center base is needed, specify the -BRP or -PCCB Center Column Base option above.
- Wire Frame base tables 156" or longer include a center column in the same finish as the base. When the Wire Frame base is polished chrome, the center column base will default to Foil. When blackened nickel is specified, the center column base will default to Storm. When specified with the combination finish option, the center column base finish will need to be specified.
- When Hoop Base or Wire Frame Base is specified in Polished Chrome, the support rails for the table will default to Black
- If selecting Blackened Nickel base finish, choose Storm for Wire Management color

REQUIRED INFORMATION (ORDER CANNOT BE ENTERED WITHOUT THIS INFORMATION)
See appendix pages vi-vii for surface material options.
- Choose Laminate
- Choose ABS Edge Finish
- Choose Metal Finish. Clear Anodized (-CA) not available.

LAMINATE TOP WITH ABS EDGE

RECTANGLE TOP

EDGE PROFILE / BASE KEY

CREST EDGE PROFILE
WF Wire Frame
HP Hoop Base

RECTANGLE TABLES

MODEL #	L x W	TOP SECTIONS	BASE QTY	WIRE FRAME SEATING CAPACITY	HOOP BASE SEATING CAPACITY	-WF	-HP
BJT-7242-PA	72 x 42	1	2	6	4	7,079	5,985
BJT-7842-PA	78 x 42	1	2	6	4	7,768	6,599
BJT-8442-PA	84 x 42	1	2	8	6	7,967	6,798
BJT-8448-PA	84 x 48	1	2	8	8	8,602	7,392
BJT-9042-PA	90 x 42	1	2	8	6	8,591	7,360
BJT-9048-PA	90 x 48	1	2	8	8	9,292	8,019
BJT-9642-PA	96 x 42	1	2	8	8	8,800	7,569
BJT-9648-PA	96 x 48	1	2	8	8	9,535	8,262
BJT-10242-PA	102 x 42	1	2	8	8	9,509	8,210
BJT-10248-PA	102 x 48	1	2	8	8	10,322	8,979
BJT-10842-PA	108 x 42	1	2	10	8	9,729	8,431
BJT-10848-PA	108 x 48	1	2	10	8	10,578	9,234
BJT-11442-PA	114 x 42	1	2	10	8	10,474	9,107
BJT-11448-PA	114 x 48	1	2	10	10	11,406	9,991
BJT-12042-PA	120 x 42	1	2	10	10	10,707	9,340
BJT-12048-PA	120 x 48	1	2	10	10	11,676	10,262
BJT-12054-PA	120 x 54	1	2	12	10	12,823	11,345
BJT-13248-PA	132 x 48	2	2	10	10	12,726	11,252
BJT-13254-PA	132 x 54	2	2	12	10	14,010	12,472
BJT-14448-PA	144 x 48	2	2	12	12	13,821	12,289
BJT-14454-PA	144 x 54	2	2	14	12	15,251	13,651
BJT-14460-PA	144 x 60	2	2	14	12	16,921	15,236
BJT-15654-PA	156 x 54	2	3	14	10	19,588	17,163
BJT-15660-PA	156 x 60	2	3	14	10	21,570	19,016
BJT-16854-PA	168 x 54	2	3	16	10	20,344	17,919
BJT-16860-PA	168 x 60	2	3	16	10	22,438	19,884
BJT-18054-PA	180 x 54	2	3	16	14	21,099	18,674
BJT-18060-PA	180 x 60	2	3	16	14	23,306	20,752
BJT-19254-PA	192 x 54	2	3	18	14	21,855	19,430
BJT-19260-PA	192 x 60	2	3	18	14	24,174	21,620
BJT-20454-PA	204 x 54	2	3	18	14	23,528	21,005
BJT-20460-PA	204 x 60	2	3	18	14	26,059	23,401
BJT-21654-PA	216 x 54	2	3	20	14	24,908	22,323
BJT-21660-PA	216 x 60	2	3	20	14	27,621	24,898
BJT-22854-PA	228 x 54	2	3	20	18	25,959	23,349
BJT-22860-PA	228 x 60	2	3	20	18	28,818	26,070
BJT-24054-PA	240 x 54	2	3	20	18	27,074	24,435
BJT-24060-PA	240 x 60	2	3	20	18	30,089	27,309

LAMINATE TOP WITH ABS EDGE

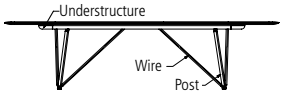

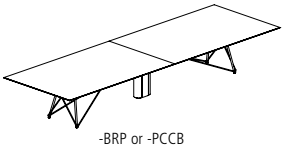

-BRP or -PCCB

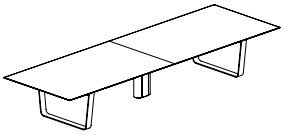

-BRP or -PCCB

OPTIONS	CODE	PRICE	NOTES
Polished Chrome Base Finish Options:			
(2) Hoop Bases	**-PCH2**	$3,791	
(3) Hoop Bases	**-PCH3**	$5,687	
Wire Frame Base 72"-132"	**-PCWFR-1**	$2,371	
Wire Frame Base 144"-240"	**-PCWFR-2**	$3,949	
Blackened Nickel Base Finish Options:			
(2) Hoop Bases	**-BNH2**	$3,791	
(3) Hoop Bases	**-BNH3**	$5,687	
Wire Frame Base 72"-132"	**-BNWFR-1**	$2,371	
Wire Frame Base 144"-240"	**-BNWFR-2**	$3,949	
Wire Frame Combination Finish Options:			
Polished Chrome Wires with Blackened Nickel Posts	**-TTR-BN**	$2,459	
Polished Chrome Wires with Satin Chrome Posts	**-TTR-BC**	$2,574	
Polished Chrome Wires with Powder Coat Posts	**-TTR-P**	$2,273	
Center Column Finish Options:			
Polished Chrome Center Column Base	**-PCCB**	$1,003	
Powder Coat Center Column Base*	**-BRP**	No Charge	Replaces existing middle base on Hoop Base
*When specifying **-BRP** in conjunction with a Polished Chrome finish on Hoop Base tables with 3 bases, use the upcharge code and pricing for 2 base tables (**-PCH2**)			
Multi-Section Tops:			
102", 108", 114" and 120" one-piece tops split into two sections	Specify **-2****	$680	
204", 216", 228" or 240" two-piece tops split into four sections	Specify **-4**	$1,356	
**Note: Two-Piece top option not available with surf edge profile. Also, Power Matrix (center of table location only) cannot be specified with this option.			
Power and Data Options			See pages 53-61

EDGE PROFILE

Crest Edge Profile

GENERAL INFORMATION

- Tops are 1-1/8" thick
- Seating capacity based on 27" per person
- Overall table height 29.5"
- Tables with three Hoop bases will default to three of the same base. If an alternate center base is needed, specify the -BRP or -PCCB Center Column Base option above.
- Wire Frame base tables 156" or longer include a center column in the same finish as the base. When the Wire Frame base is polished chrome, the center column base will default to Foil. When blackened nickel is specified, the center column base will default to Storm. When specified with the combination finish option, the center column base finish will need to be specified.
- When Hoop Base or Wire Frame Base is specified in Polished Chrome, the support rails for the table will default to Black
- If selecting Blackened Nickel base finish, choose Storm for Wire Management color

REQUIRED INFORMATION (ORDER CANNOT BE ENTERED WITHOUT THIS INFORMATION)

See appendix pages vi-vii for surface material options.

- Choose Laminate
- Choose ABS Edge Finish
- Choose Metal Finish

INSET LAMINATE TOP WITH HARDWOOD EDGE

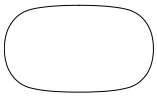

SOFT RECTANGLE TOP

EDGE PROFILE / BASE KEY

CREST EDGE PROFILE
WF Wire Frame
HP Hoop Base

SOFT RECTANGLE TABLES

MODEL #	L x W	TOP SECTIONS	BASE QTY	WIRE FRAME SEATING CAPACITY	HOOP BASE SEATING CAPACITY	-WF	-HP
BJF-7242-P	72 x 42	1	2	6	4	7,079	5,985
BJF-7842-P	78 x 42	1	2	6	4	7,768	6,599
BJF-8442-P	84 x 42	1	2	8	6	7,967	6,798
BJF-8448-P	84 x 48	1	2	8	8	8,602	7,392
BJF-9042-P	90 x 42	1	2	8	6	8,591	7,360
BJF-9048-P	90 x 48	1	2	8	8	9,292	8,019
BJF-9642-P	96 x 42	1	2	8	8	8,800	7,569
BJF-9648-P	96 x 48	1	2	8	8	9,535	8,262
BJF-10242-P	102 x 42	1	2	8	8	9,509	8,210
BJF-10248-P	102 x 48	1	2	8	8	10,322	8,979
BJF-10842-P	108 x 42	1	2	10	8	9,729	8,431
BJF-10848-P	108 x 48	1	2	10	8	10,578	9,234
BJF-11442-P	114 x 42	1	2	10	8	10,474	9,107
BJF-11448-P	114 x 48	1	2	10	10	11,406	9,991
BJF-12042-P	120 x 42	1	2	10	10	10,707	9,340
BJF-12048-P	120 x 48	1	2	10	10	11,676	10,262
BJF-12054-P	120 x 54	1	2	12	10	12,823	11,345
BJF-13248-P	132 x 48	2	2	10	10	12,726	11,252
BJF-13254-P	132 x 54	2	2	12	10	14,010	12,472
BJF-14448-P	144 x 48	2	2	12	12	13,821	12,289
BJF-14454-P	144 x 54	2	2	14	12	15,251	13,651
BJF-14460-P	144 x 60	2	2	14	12	16,921	15,236
BJF-15654-P	156 x 54	2	3	14	10	19,588	17,163
BJF-15660-P	156 x 60	2	3	14	10	21,570	19,016
BJF-16854-P	168 x 54	2	3	16	10	20,344	17,919
BJF-16860-P	168 x 60	2	3	16	10	22,438	19,884
BJF-18054-P	180 x 54	2	3	16	14	21,099	18,674
BJF-18060-P	180 x 60	2	3	16	14	23,306	20,752
BJF-19254-P	192 x 54	2	3	18	14	21,855	19,430
BJF-19260-P	192 x 60	2	3	18	14	24,174	21,620
BJF-20454-P	204 x 54	2	3	18	14	23,528	21,005
BJF-20460-P	204 x 60	2	3	18	14	26,059	23,401
BJF-21654-P	216 x 54	2	3	20	14	24,908	22,323
BJF-21660-P	216 x 60	2	3	20	14	27,621	24,898
BJF-22854-P	228 x 54	2	3	20	18	25,959	23,349
BJF-22860-P	228 x 60	2	3	20	18	28,818	26,070
BJF-24054-P	240 x 54	2	3	20	18	27,074	24,435
BJF-24060-P	240 x 60	2	3	20	18	30,089	27,309

INSET LAMINATE TOP WITH HARDWOOD EDGE

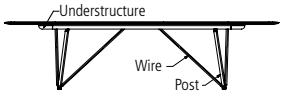

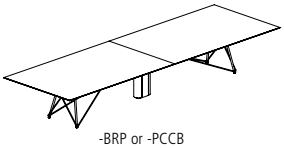

-BRP or -PCCB

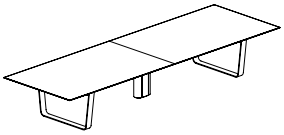

-BRP or -PCCB

OPTIONS	CODE	PRICE	NOTES
Polished Chrome Base Finish Options:			
(2) Hoop Bases	**-PCH2**	$3,791	
(3) Hoop Bases	**-PCH3**	$5,687	
Wire Frame Base 72"-132"	**-PCWFR-1**	$2,371	
Wire Frame Base 144"-240"	**-PCWFR-2**	$3,949	
Blackened Nickel Base Finish Options:			
(2) Hoop Bases	**-BNH2**	$3,791	
(3) Hoop Bases	**-BNH3**	$5,687	
Wire Frame Base 72"-132"	**-BNWFR-1**	$2,371	
Wire Frame Base 144"-240"	**-BNWFR-2**	$3,949	
Wire Frame Combination Finish Options:			
Polished Chrome Wires with Blackened Nickel Posts	**-TTR-BN**	$2,459	
Polished Chrome Wires with Satin Chrome Posts	**-TTR-BC**	$2,574	
Polished Chrome Wires with Powder Coat Posts	**-TTR-P**	$2,273	
Center Column Finish Options:			
Polished Chrome Center Column Base	**-PCCB**	$1,003	
Powder Coat Center Column Base*	**-BRP**	No Charge	Replaces existing middle base on Hoop Base
*When specifying **-BRP** in conjunction with a Polished Chrome finish on Hoop Base tables with 3 bases, use the upcharge code and pricing for 2 base tables (**-PCH2**)			
Multi-Section Tops:			
102", 108", 114" and 120" one-piece tops split into two sections	Specify **-2****	$680	
204", 216", 228" or 240" two-piece tops split into four sections	Specify **-4**	$1,356	
**Note: Two-Piece top option not available with surf edge profile. Also, Power Matrix (center of table location only) cannot be specified with this option.			
Power and Data Options			See pages 53-61

EDGE PROFILE

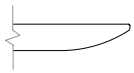

Crest Edge Profile

GENERAL INFORMATION

- Tops are 1-1/8" thick
- Seating capacity based on 27" per person
- Overall table height 29.5"
- Tables with three Hoop bases will default to three of the same base. If an alternate center base is needed, specify the -BRP or -PCCB Center Column Base option above.
- Wire Frame base tables 156" or longer include a center column in the same finish as the base. When the Wire Frame base is polished chrome, the center column base will default to Foil. When blackened nickel is specified, the center column base will default to Storm. When specified with the combination finish option, the center column base finish will need to be specified.
- When Hoop Base or Wire Frame Base is specified in Polished Chrome, the support rails for the table will default to Black
- If selecting Blackened Nickel base finish, choose Storm for Wire Management color

REQUIRED INFORMATION (ORDER CANNOT BE ENTERED WITHOUT THIS INFORMATION)
See appendix pages vi-vii for surface material options.
- Choose Laminate
- Choose Veneer
- Choose Metal Finish. Clear Anodized (-CA) not available.

INSET LAMINATE TOP WITH HARDWOOD EDGE

RECTANGLE TOP

EDGE PROFILE / BASE KEY

CREST EDGE PROFILE
WF Wire Frame
HP Hoop Base

RECTANGLE TABLES

MODEL #	L x W	TOP SECTIONS	BASE QTY	WIRE FRAME SEATING CAPACITY	HOOP BASE SEATING CAPACITY	-WF	-HP
BJT-7242-P	72 x 42	1	2	6	4	7,079	5,985
BJT-7842-P	78 x 42	1	2	6	4	7,768	6,599
BJT-8442-P	84 x 42	1	2	8	6	7,967	6,798
BJT-8448-P	84 x 48	1	2	8	8	8,602	7,392
BJT-9042-P	90 x 42	1	2	8	6	8,591	7,360
BJT-9048-P	90 x 48	1	2	8	8	9,292	8,019
BJT-9642-P	96 x 42	1	2	8	8	8,800	7,569
BJT-9648-P	96 x 48	1	2	8	8	9,535	8,262
BJT-10242-P	102 x 42	1	2	8	8	9,509	8,210
BJT-10248-P	102 x 48	1	2	8	8	10,322	8,979
BJT-10842-P	108 x 42	1	2	10	8	9,729	8,431
BJT-10848-P	108 x 48	1	2	10	8	10,578	9,234
BJT-11442-P	114 x 42	1	2	10	8	10,474	9,107
BJT-11448-P	114 x 48	1	2	10	10	11,406	9,991
BJT-12042-P	120 x 42	1	2	10	10	10,707	9,340
BJT-12048-P	120 x 48	1	2	10	10	11,676	10,262
BJT-12054-P	120 x 54	1	2	12	10	12,823	11,345
BJT-13248-P	132 x 48	2	2	10	10	12,726	11,252
BJT-13254-P	132 x 54	2	2	12	10	14,010	12,472
BJT-14448-P	144 x 48	2	2	12	12	13,821	12,289
BJT-14454-P	144 x 54	2	2	14	12	15,251	13,651
BJT-14460-P	144 x 60	2	2	14	12	16,921	15,236
BJT-15654-P	156 x 54	2	3	14	10	19,588	17,163
BJT-15660-P	156 x 60	2	3	14	10	21,570	19,016
BJT-16854-P	168 x 54	2	3	16	10	20,344	17,919
BJT-16860-P	168 x 60	2	3	16	10	22,438	19,884
BJT-18054-P	180 x 54	2	3	16	14	21,099	18,674
BJT-18060-P	180 x 60	2	3	16	14	23,306	20,752
BJT-19254-P	192 x 54	2	3	18	14	21,855	19,430
BJT-19260-P	192 x 60	2	3	18	14	24,174	21,620
BJT-20454-P	204 x 54	2	3	18	14	23,528	21,005
BJT-20460-P	204 x 60	2	3	18	14	26,059	23,401
BJT-21654-P	216 x 54	2	3	20	14	24,908	22,323
BJT-21660-P	216 x 60	2	3	20	14	27,621	24,898
BJT-22854-P	228 x 54	2	3	20	18	25,959	23,349
BJT-22860-P	228 x 60	2	3	20	18	28,818	26,070
BJT-24054-P	240 x 54	2	3	20	18	27,074	24,435
BJT-24060-P	240 x 60	2	3	20	18	30,089	27,309

INSET LAMINATE TOP WITH HARDWOOD EDGE

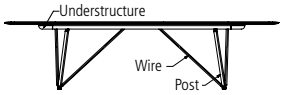

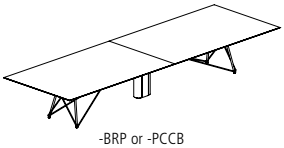

-BRP or -PCCB

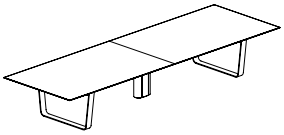

-BRP or -PCCB

OPTIONS	CODE	PRICE	NOTES
Polished Chrome Base Finish Options:			
(2) Hoop Bases	**-PCH2**	$3,791	
(3) Hoop Bases	**-PCH3**	$5,687	
Wire Frame Base 72"-132"	**-PCWFR-1**	$2,371	
Wire Frame Base 144"-240"	**-PCWFR-2**	$3,949	
Blackened Nickel Base Finish Options:			
(2) Hoop Bases	**-BNH2**	$3,791	
(3) Hoop Bases	**-BNH3**	$5,687	
Wire Frame Base 72"-132"	**-BNWFR-1**	$2,371	
Wire Frame Base 144"-240"	**-BNWFR-2**	$3,949	
Wire Frame Combination Finish Options:			
Polished Chrome Wires with Blackened Nickel Posts	**-TTR-BN**	$2,459	
Polished Chrome Wires with Satin Chrome Posts	**-TTR-BC**	$2,574	
Polished Chrome Wires with Powder Coat Posts	**-TTR-P**	$2,273	
Center Column Finish Options:			
Polished Chrome Center Column Base	**-PCCB**	$1,003	
Powder Coat Center Column Base*	**-BRP**	No Charge	Replaces existing middle base on Hoop Base
*When specifying **-BRP** in conjunction with a Polished Chrome finish on Hoop Base tables with 3 bases, use the upcharge code and pricing for 2 base tables (**-PCH2**)			
Multi-Section Tops:			
102", 108", 114" and 120" one-piece tops split into two sections	Specify **-2****	$680	
204", 216", 228" or 240" two-piece tops split into four sections	Specify **-4**	$1,356	
**Note: Two-Piece top option not available with surf edge profile. Also, Power Matrix (center of table location only) cannot be specified with this option.			
Power and Data Options			See pages 53-61

EDGE PROFILE

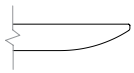

Crest Edge Profile

GENERAL INFORMATION

- Tops are 1-1/8" thick
- Seating capacity based on 27" per person
- Overall table height 29.5"
- Tables with three Hoop bases will default to three of the same base. If an alternate center base is needed, specify the -BRP or -PCCB Center Column Base option above.
- Wire Frame base tables 156" or longer include a center column in the same finish as the base. When the Wire Frame base is polished chrome, the center column base will default to Foil. When blackened nickel is specified, the center column base will default to Storm. When specified with the combination finish option, the center column base finish will need to be specified.
- When Hoop Base or Wire Frame Base is specified in Polished Chrome, the support rails for the table will default to Black
- If selecting Blackened Nickel base finish, choose Storm for Wire Management color

REQUIRED INFORMATION (ORDER CANNOT BE ENTERED WITHOUT THIS INFORMATION)
See appendix pages vi-vii for surface material options.
- Choose Laminate
- Choose ABS Edge Finish
- Choose Metal Finish

GLASS TOP

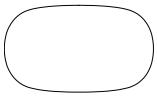

SOFT RECTANGLE TOP

EDGE PROFILE / BASE KEY

CREST EDGE PROFILE
WF Wire Frame
HP Hoop Base

SOFT RECTANGLE TABLES

MODEL #	L x W	SUB-TOP SECTIONS	GLASS TOP SECTIONS	BASE QTY	WIRE FRAME SEATING CAPACITY	HOOP BASE SEATING CAPACITY	-WF	-HP
BJF-7242-G	72 x 42	1	1	2	6	4	10,339	9,123
BJF-7842-G	78 x 42	1	1	2	6	4	11,408	10,109
BJF-8442-G	84 x 42	1	1	2	8	6	11,762	10,463
BJF-8448-G	84 x 48	1	1	2	8	8	12,840	11,496
BJF-9042-G	90 x 42	1	1	2	8	6	12,744	11,376
BJF-9048-G	90 x 48	1	1	2	8	8	13,941	12,527
BJF-9642-G	96 x 42	1	1	2	8	8	13,115	11,748
BJF-9648-G	96 x 48	1	1	2	8	8	14,376	12,962
BJF-10242-G	102 x 42	1	2	2	8	8	14,236	12,793
BJF-10248-G	102 x 48	1	2	2	8	8	15,633	14,141
BJF-10842-G	108 x 42	1	2	2	10	8	14,627	13,184
BJF-10848-G	108 x 48	1	2	2	10	8	16,091	14,598
BJF-11442-G	114 x 42	1	2	2	10	8	15,809	14,290
BJF-11448-G	114 x 48	1	2	2	10	10	17,422	15,850
BJF-12042-G	120 x 42	1	2	2	10	10	16,222	14,703
BJF-12048-G	120 x 48	1	2	2	10	10	17,904	16,333
BJF-12054-G	120 x 54	1	2	2	12	10	19,873	18,231
BJF-13248-G	132 x 48	2	3	2	10	10	19,656	18,019
BJF-13254-G	132 x 54	2	3	2	12	10	21,873	20,164
BJF-14448-G	144 x 48	2	3	2	12	12	21,488	19,786
BJF-14454-G	144 x 54	2	3	2	14	12	23,968	22,190
BJF-14460-G	144 x 60	2	3	2	14	12	26,849	24,976
BJF-15654-G	156 x 54	2	3	3	14	10	29,328	26,633
BJF-15660-G	156 x 60	2	3	3	14	10	32,646	29,808
BJF-16854-G	168 x 54	2	3	3	16	10	30,637	27,942
BJF-16860-G	168 x 60	2	3	3	16	10	34,159	31,321
BJF-18054-G	180 x 54	2	3	3	16	14	31,945	29,250
BJF-18060-G	180 x 60	2	3	3	16	14	35,673	32,835
BJF-19254-G	192 x 54	2	4	3	18	14	33,254	30,559
BJF-19260-G	192 x 60	2	4	3	18	14	37,186	34,348
BJF-20454-G	204 x 54	2	4	3	18	14	35,965	33,161
BJF-20460-G	204 x 60	2	4	3	18	14	40,271	37,318
BJF-21654-G	216 x 54	2	4	3	20	14	38,238	35,366
BJF-21660-G	216 x 60	2	4	3	20	14	42,867	39,842
BJF-22854-G	228 x 54	2	4	3	20	18	40,010	37,110
BJF-22860-G	228 x 60	2	4	3	20	18	44,903	41,850
BJF-24054-G	240 x 54	2	4	3	20	18	41,887	38,955
BJF-24060-G	240 x 60	2	4	3	20	18	47,059	43,970

GLASS TOP

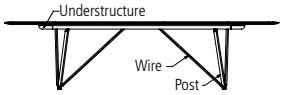

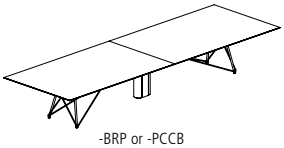

-BRP or -PCCB

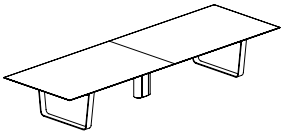

-BRP or -PCCB

OPTIONS	CODE	PRICE	NOTES
Polished Chrome Base Finish Options:			
(2) Hoop Bases	**-PCH2**	$3,791	
(3) Hoop Bases	**-PCH3**	$5,687	
Wire Frame Base 72"-132"	**-PCWFR-1**	$2,371	
Wire Frame Base 144"-240"	**-PCWFR-2**	$3,949	
Blackened Nickel Base Finish Options:			
(2) Hoop Bases	**-BNH2**	$3,791	
(3) Hoop Bases	**-BNH3**	$5,687	
Wire Frame Base 72"-132"	**-BNWFR-1**	$2,371	
Wire Frame Base 144"-240"	**-BNWFR-2**	$3,949	
Wire Frame Combination Finish Options:			
Polished Chrome Wires with Blackened Nickel Posts	**-TTR-BN**	$2,459	
Polished Chrome Wires with Satin Chrome Posts	**-TTR-BC**	$2,574	
Polished Chrome Wires with Powder Coat Posts	**-TTR-P**	$2,273	
Center Column Finish Options:			
Polished Chrome Center Column Base	**-PCCB**	$1,003	
Powder Coat Center Column Base*	**-BRP**	No Charge	Replaces existing middle base on Hoop Base
*When specifying **-BRP** in conjunction with a Polished Chrome finish on Hoop Base tables with 3 bases, use the upcharge code and pricing for 2 base tables (**-PCH2**)			
Satin Glass Options:			
72"-96" Tables	Add **-BSG**	$565	
102"-132" Tables	Add **-BSG**	$753	
144"-180" Tables	Add **-BSG**	$943	
Multi-Section Tops:			
102", 108", 114" and 120" one-piece tops split into two sections	Specify **-2****	$680	
204", 216", 228" or 240" two-piece tops split into four sections	Specify **-4**	$1,356	
**Note: Two-Piece top option not available with surf edge profile. Also, Power Matrix (center of table location only) cannot be specified with this option.			
Power and Data Options			See pages 53-61

EDGE PROFILE

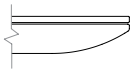

Glass Edge Profile

GENERAL INFORMATION

- Tops are 1-1/8" thick
- Seating capacity based on 27" per person
- Overall table height 29.5"
- Tables with three Hoop bases will default to three of the same base. If an alternate center base is needed, specify the -BRP or -PCCB Center Column Base option above.
- Wire Frame base tables 156" or longer include a center column in the same finish as the base. When the Wire Frame base is polished chrome, the center column base will default to Foil. When blackened nickel is specified, the center column base will default to Storm. When specified with the combination finish option, the center column base finish will need to be specified.
- Unless otherwise specified, the sub-top finish will match the base finish, if Polished Chrome finish is specified for the base, the sub-top finish will be Foil
- When Hoop Base or Wire Frame Base is specified in Polished Chrome, the support rails for the table will default to Black
- If selecting Blackened Nickel base finish, choose Storm for Wire Management color

REQUIRED INFORMATION (ORDER CANNOT BE ENTERED WITHOUT THIS INFORMATION)

See appendix pages vi-vii for surface material options.

- Choose Glass Finish
- Choose Paint Sub-Top Finish
- Choose Metal Finish. Clear Anodized (-CA) not available.

GLASS TOP

RECTANGLE TOP

EDGE PROFILE / BASE KEY

CREST EDGE PROFILE
WF Wire Frame
HP Hoop Base

RECTANGLE TABLES

MODEL #	L x W	SUB-TOP SECTIONS	GLASS TOP SECTIONS	BASE QTY	WIRE FRAME SEATING CAPACITY	HOOP BASE SEATING CAPACITY	-WF	-HP
BJT-7242-G	72 x 42	1	1	2	6	4	10,339	9,123
BJT-7842-G	78 x 42	1	1	2	6	4	11,408	10,109
BJT-8442-G	84 x 42	1	1	2	8	6	11,762	10,463
BJT-8448-G	84 x 48	1	1	2	8	8	12,840	11,496
BJT-9042-G	90 x 42	1	1	2	8	6	12,744	11,376
BJT-9048-G	90 x 48	1	1	2	8	8	13,941	12,527
BJT-9642-G	96 x 42	1	1	2	8	8	13,115	11,748
BJT-9648-G	96 x 48	1	1	2	8	8	14,376	12,962
BJT-10242-G	102 x 42	1	2	2	8	8	14,236	12,793
BJT-10248-G	102 x 48	1	2	2	8	8	15,633	14,141
BJT-10842-G	108 x 42	1	2	2	10	8	14,627	13,184
BJT-10848-G	108 x 48	1	2	2	10	8	16,091	14,598
BJT-11442-G	114 x 42	1	2	2	10	8	15,809	14,290
BJT-11448-G	114 x 48	1	2	2	10	10	17,422	15,850
BJT-12042-G	120 x 42	1	2	2	10	10	16,222	14,703
BJT-12048-G	120 x 48	1	2	2	10	10	17,904	16,333
BJT-12054-G	120 x 54	1	2	2	12	10	19,873	18,231
BJT-13248-G	132 x 48	2	3	2	10	10	19,656	18,019
BJT-13254-G	132 x 54	2	3	2	12	10	21,873	20,164
BJT-14448-G	144 x 48	2	3	2	12	12	21,488	19,786
BJT-14454-G	144 x 54	2	3	2	14	12	23,968	22,190
BJT-14460-G	144 x 60	2	3	2	14	12	26,849	24,976
BJT-15654-G	156 x 54	2	3	3	14	10	29,328	26,633
BJT-15660-G	156 x 60	2	3	3	14	10	32,646	29,808
BJT-16854-G	168 x 54	2	3	3	16	10	30,637	27,942
BJT-16860-G	168 x 60	2	3	3	16	10	34,159	31,321
BJT-18054-G	180 x 54	2	3	3	16	14	31,945	29,250
BJT-18060-G	180 x 60	2	3	3	16	14	35,673	32,835
BJT-19254-G	192 x 54	2	4	3	18	14	33,254	30,559
BJT-19260-G	192 x 60	2	4	3	18	14	37,186	34,348
BJT-20454-G	204 x 54	2	4	3	18	14	35,965	33,161
BJT-20460-G	204 x 60	2	4	3	18	14	40,271	37,318
BJT-21654-G	216 x 54	2	4	3	20	14	38,238	35,366
BJT-21660-G	216 x 60	2	4	3	20	14	42,867	39,842
BJT-22854-G	228 x 54	2	4	3	20	18	40,010	37,110
BJT-22860-G	228 x 60	2	4	3	20	18	44,903	41,850
BJT-24054-G	240 x 54	2	4	3	20	18	41,887	38,955
BJT-24060-G	240 x 60	2	4	3	20	18	47,059	43,970

GLASS TOP

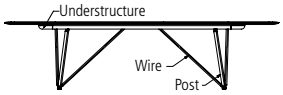

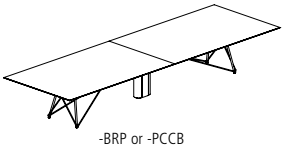

-BRP or -PCCB

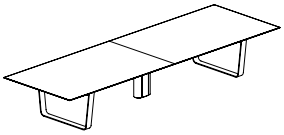

-BRP or -PCCB

OPTIONS	CODE	PRICE	NOTES
Polished Chrome Base Finish Options:			
(2) Hoop Bases	**-PCH2**	$3,791	
(3) Hoop Bases	**-PCH3**	$5,687	
Wire Frame Base 72"-132"	**-PCWFR-1**	$2,371	
Wire Frame Base 144"-240"	**-PCWFR-2**	$3,949	
Blackened Nickel Base Finish Options:			
(2) Hoop Bases	**-BNH2**	$3,791	
(3) Hoop Bases	**-BNH3**	$5,687	
Wire Frame Base 72"-132"	**-BNWFR-1**	$2,371	
Wire Frame Base 144"-240"	**-BNWFR-2**	$3,949	
Wire Frame Combination Finish Options:			
Polished Chrome Wires with Blackened Nickel Posts	**-TTR-BN**	$2,459	
Polished Chrome Wires with Satin Chrome Posts	**-TTR-BC**	$2,574	
Polished Chrome Wires with Powder Coat Posts	**-TTR-P**	$2,273	
Center Column Finish Options:			
Polished Chrome Center Column Base	**-PCCB**	$1,003	
Powder Coat Center Column Base*	**-BRP**	No Charge	Replaces existing middle base on Hoop Base
*When specifying **-BRP** in conjunction with a Polished Chrome finish on Hoop Base tables with 3 bases, use the upcharge code and pricing for 2 base tables (**-PCH2**)			
Satin Glass Options:			
72"-96" Tables	Add **-BSG**	$565	
102"-132" Tables	Add **-BSG**	$753	
144"-180" Tables	Add **-BSG**	$943	
Multi-Section Tops:			
102", 108", 114" and 120" one-piece tops split into two sections	Specify **-2****	$680	
204", 216", 228" or 240" two-piece tops split into four sections	Specify **-4**	$1,356	
**Note: Two-Piece top option not available with surf edge profile. Also, Power Matrix (center of table location only) cannot be specified with this option.			
Power and Data Options			See pages 53-61

EDGE PROFILE

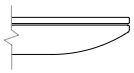

Glass Edge Profile

GENERAL INFORMATION

- Tops are 1-1/8" thick
- Seating capacity based on 27" per person
- Overall table height 29.5"
- Tables with three Hoop bases will default to three of the same base. If an alternate center base is needed, specify the -BRP or -PCCB Center Column Base option above.
- Wire Frame base tables 156" or longer include a center column in the same finish as the base. When the Wire Frame base is polished chrome, the center column base will default to Foil. When blackened nickel is specified, the center column base will default to Storm. When specified with the combination finish option, the center column base finish will need to be specified.
- Unless otherwise specified, the sub-top finish will match the base finish, if Polished Chrome finish is specified for the base, the sub-top finish will be Foil
- When Hoop Base or Wire Frame Base is specified in Polished Chrome, the support rails for the table will default to Black
- If selecting Blackened Nickel base finish, choose Storm for Wire Management color

REQUIRED INFORMATION (ORDER CANNOT BE ENTERED WITHOUT THIS INFORMATION)

See appendix pages vi-vii for surface material options.

- Choose Glass Finish
- Choose Paint Sub-Top Finish
- Choose Metal Finish. Clear Anodized (-CA) not available.

POWER AND DATA OPTIONS

POWER MATRIX SMALL	MODEL #	DESCRIPTION	W x D	SIMPLEX OUTLETS	BLANK	DATA*	PRICE
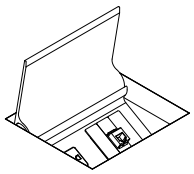	PM-SM-G	Small - Glass Door	6 x 5.375	2	2	1	1,325
	PM-SM-M	Small - Metal Door	6 x 5.375	2	2	1	1,325
	PM-SM-W	Small - Wood Door	6 x 5.375	2	2	1	1,671

*Each data faceplate includes two RJ-45 (Data) connectors

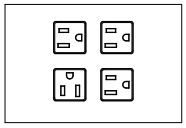
-FOUR

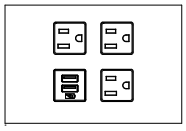
-THREE

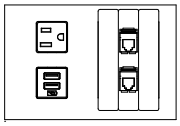
-USB

OPTIONS	CODE	PRICE	NOTES
4 Simplex Receptacles	Add **-FOUR**	No Charge	Replace AAP's with 2 additional simplex receptacles
3 Simplex Receptacles/Dual Charging USB	Add **-THREE**	No Charge	Replace AAP's with 1 additional simplex receptacle and 1 dual charging USB
USB Charging	Add **-USB**	$103 per unit	Dual USB charger, replaces one of the simplex outlets
Polished Chrome Door	Add **-PD**	$198 per unit	Only available with metal door option
Polished Chrome Bezel	Add **-PB**	$282 per unit	Only available on glass and laminate top tables
Field-Wired	Add **-FW**	Deduct $38 per unit	May be required in New York City, Chicago and San Francisco. Check with an electrician for local codes and requirements.
Single Infeed Option Available	See page 56		

GENERAL INFORMATION

- Wood species and finish will default to the same as the table top if wood door version is specified
- Glass & wood doors are 1/4"-thick, metal doors are 1/8"-thick
- Glass door is back-painted low-iron glass
- Interior body is clear anodized aluminum
- Each unit includes a 15 amp, 12' power infeed (plug in only)
- If Field-Wired option is specified, each unit includes a 6' flexible metal conduit and requires a hardwire connection
- Standard configuration: Two simplex receptacles, two RJ-45 data connectors and two single blank faceplates
- When specified on tables with laminate or glass tops, each Power Matrix unit will include a metal bezel and is limited to the glass and metal door options. (-B) will be added to the model number for the bezel.
- Additional data/AV faceplate options are on page 56

REQUIRED INFORMATION: (ORDER CANNOT BE ENTERED WITHOUT THIS INFORMATION)
See appendix pages vi-vii for surface material options.
- Choose location code & quantity from the chart on page 55
- Choose Glass Door Finish, if glass door version is specified
- Choose Metal Finish, if metal door version is specified or for the bezel finish on laminate and glass tables

POWER AND DATA OPTIONS

POWER MATRIX MEDIUM	MODEL #	DESCRIPTION	W x D	SIMPLEX OUTLETS	BLANK	DATA*	PRICE
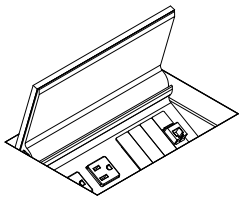	PM-MD-G	Medium - Glass Door	6 x 8.25	4	3	1	2,089
	PM-MD-M	Medium - Metal Door	6 x 8.25	4	3	1	2,087
	PM-MD-W	Medium - Wood Door	6 x 8.25	4	3	1	2,437

*Each data faceplate includes two RJ-45 (Data) connectors

OPTIONS	CODE	PRICE	NOTES
USB Charging	Add **-USB**	$103 per unit	Dual USB charger, replaces one of the simplex outlets
Polished Chrome Door	Add **-PD**	$267 per unit	Only available with metal door option
Polished Chrome Bezel	Add **-PB**	$315 per unit	Only available on glass and laminate top tables
Field-Wired	Add **-FW**	Deduct $38 per unit	May be required in New York City, Chicago and San Francisco. Check with an electrician for local codes and requirements.
Single Infeed Option Available	See page 56		

GENERAL INFORMATION

- Wood species and finish will default to the same as the table top if wood door version is specified
- Glass & wood doors are 1/4"-thick, metal doors are 1/8"-thick
- Glass door is back-painted low-iron glass
- Interior body is clear anodized aluminum
- Each unit includes a 15 amp, 12' power infeed (plug in only)
- If Field-Wired option is specified, each unit includes a 6' flexible metal conduit and requires a hardwire connection
- Standard configuration: Four simplex receptacles, two RJ-45 data connectors and three single blank faceplates
- When specified on tables with laminate, glass or stone/quartz tops, each Power Matrix unit will include a metal bezel and is limited to the glass and metal door options. (-B) will be added to the model number for the bezel.
- Additional data/AV faceplate options are on page 56

REQUIRED INFORMATION: (ORDER CANNOT BE ENTERED WITHOUT THIS INFORMATION)
See appendix pages vi-vii for surface material options.
- Choose location code & quantity from the chart on page 55
- Choose Glass Door Finish, if glass door version is specified
- Choose Metal Finish, if metal door version is specified or for the bezel finish on laminate and glass tables

POWER AND DATA OPTIONS

LOCATION CODES	POWER MATRIX SMALL	POWER MATRIX MEDIUM	LOCATION	QUANTITY OF UNITS TO ORDER
	PS-1	PM-1	One at center	1
	PS-2	PM-2	One at each end	2
	PS-3	PM-3	One at center and one at each end	3
	PS-4	PM-4	Four equally spaced	4

DOOR MATERIAL AND LOCATION AVAILABILITY BY TABLE SIZE

W = Wood Door G = Glass Door M = Metal Door

Length	Veneer & Laminate Top Sections	Glass Top Sections	Power Matrix Small				Power Matrix Medium			
			1	1	PS-3	PS-4	PM-1	PM-2	PM-3	PM-4
42	1	1	W/G/M	-	-	-	W/G/M	-	-	-
48	1	1	W/G/M	-	-	-	W/G/M	-	-	-
54	1	1	W/G/M	-	-	-	W/G/M	-	-	-
60	1	1	W/G/M	-	-	-	W/G/M	-	-	-
72	1	1	W/G/M	W/G/M	-	-	W/G/M	W/G/M	-	-
78	1	1	W/G/M	W/G/M	-	-	W/G/M	W/G/M	-	-
84	1	1	W/G/M	W/G/M	-	-	W/G/M	W/G/M	-	-
90	1	1	W/G/M	W/G/M	-	-	W/G/M	W/G/M	-	-
96	1	1	W/G/M	W/G/M	W/G/M	-	W/G/M	W/G/M	W/G/M	-
102	1	2	W/G/M	W/G/M	W/G/M	-	W/G/M	W/G/M	W/G/M	-
102	2	2	-	W/G/M	-	-	-	W/G/M	-	-
108	1	2	W/G/M	W/G/M	W/G/M	-	W/G/M	W/G/M	W/G/M	-
108	2	2	-	W/G/M	-	-	-	W/G/M	-	-
114	1	2	W/G/M	W/G/M	W/G/M	-	W/G/M	W/G/M	W/G/M	-
114	2	2	-	W/G/M	-	-	-	W/G/M	-	-
120	1	2	W/G/M	W/G/M	W/G/M	-	W/G/M	W/G/M	W/G/M	-
120	2	2	-	W/G/M	-	-	-	W/G/M	-	-
132	2	3	-	W/G/M	-	W/G/M	-	W/G/M	-	W/G/M
144	2	3	-	W/G/M	-	W/G/M	-	W/G/M	-	W/G/M
156	2	3	-	W/G/M	-	W/G/M	-	W/G/M	-	W/G/M
168	2	3	-	W/G/M	-	W/G/M	-	W/G/M	-	W/G/M
180	2	3	-	W/G/M	-	W/G/M	-	W/G/M	-	W/G/M
192	2	4	-	W/G/M	-	W/G/M	-	W/G/M	-	W/G/M
192	4	4	-	W/G/M	-	W/G/M	-	W/G/M	-	W/G/M
204	2	4	-	W/G/M	-	W/G/M	-	W/G/M	-	W/G/M
204	4	4	-	W/G/M	-	W/G/M	-	W/G/M	-	W/G/M
216	2	4	-	W/G/M	-	W/G/M	-	W/G/M	-	W/G/M
216	4	4	-	W/G/M	-	W/G/M	-	W/G/M	-	W/G/M
228	2	4	-	W/G/M	-	W/G/M	-	W/G/M	-	W/G/M
228	4	4	-	W/G/M	-	W/G/M	-	W/G/M	-	W/G/M
240	2	4	-	W/G/M	-	W/G/M	-	W/G/M	-	W/G/M
240	4	4	-	W/G/M	-	W/G/M	-	W/G/M	-	W/G/M

POWER AND DATA OPTIONS

SINGLE INFEED OPTION	MODEL #	DESCRIPTION	PRICE
	SI-H	Single In-Feed Option, Hard-wired	492
	SI-C	Single In-Feed Option, Corded (Plug-in)	594

GENERAL INFORMATION

- Tables 48"-96" in length include 2 duplex receptacles with the modular power system
- Hardwired and Corded Single Infeed options are 7' long
- Single Infeed option cannot be specified in conjunction with the Field-Wired (-FW) option

RETRACTORS	MODEL #	DESCRIPTION	PRICE
	CR-CAT6	CAT6 Retractor	807
	CR-HDMI	HDMI Retractor	807
	CR-DISPLAY	Display Port Retractor	807
	CR-USB	Data USB Retractor	807

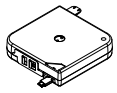

CR-HDMI

GENERAL INFORMATION

- Mounting bracket and attaching hardware included with each retractor
- Not available on square, round or soft square tables
- One Cable Pass Through Set (one top, one bottom) AAP FLDF-14 included. Double style AAP

POWER AND DATA OPTIONS

TECH NODE	MODEL #	W X D	SIMPLEX RECEPTACLES	OPEN DATA PORTS	DUAL CHARGING USB	BLUETOOTH SPEAKER	PRICE
	PUP	8 x 4	2	2	-	-	483
	PUP-USB	8 x 4	2	1	1	-	576
	PUP-SPEAKER	8 x 4	1	-	-	1	739

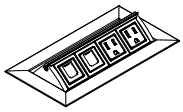

PUP

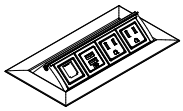

PUP-USB

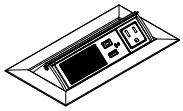

PUP-SPEAKER

OPTIONS	CODE	PRICE	NOTES
Field-Wired	Add **-FW**	No Charge	May be required in New York City, Chicago and San Francisco. Check with an electrician for local codes and requirements.

GENERAL INFORMATION

- 12' cord and a 15 amp plug-in power infeed
- Voice/data modules must be ordered separately; contact your local AV integrator
- PUP defaults to color of metal finish specified on tables (Shadow, Storm, Black, Aged Bronze, Satin Bronze and Galaxy receive Black Anodized Tech Node; Cloud, Burnished and Foil receive Clear Anodized Tech Node)
- Includes a Voice/Data Adapter Kit to accept couplers and jacks when required
- UL Listed

REQUIRED INFORMATION: (ORDER CANNOT BE ENTERED WITHOUT THIS INFORMATION)
See appendix pages vi-vii for surface material options.
- Choose location code and quantity from chart on page 58

POWER SPEC	MODEL #	DESCRIPTION	PRICE
	PWR-R-B	Round Power Spec with Black Faceplate	103
	PWR-R-W	Round Power Spec with White Faceplate	103
	PWR-SQ-B	Square Power Spec with Black Faceplate	103
	PWR-SQ-W	Square Power Spec with Faceplate	103

PWR-R-W

PWR-SQ-W

GENERAL INFORMATION

- Includes one simplex receptable
- 12' cord

REQUIRED INFORMATION: (ORDER CANNOT BE ENTERED WITHOUT THIS INFORMATION)
See appendix pages vi-vii for surface material options.
- Choose Metal Finish: Satin Nickel (SNB) or Chrome (CB)

USB SPEC	MODEL #	DESCRIPTION	PRICE
	USB-R-B	Round Data Spec with Black Faceplate	216
	USB-R-W	Round Data Spec with White Faceplate	216
	USB-SQ-B	Square Data Spec with Black Faceplate	216
	USB-SQ-W	Square Data Spec with Faceplate	216

USB-R-W

USB-SQ-W

GENERAL INFORMATION

- Includes one 2-port charging USB
- 6' cord

REQUIRED INFORMATION: (ORDER CANNOT BE ENTERED WITHOUT THIS INFORMATION)
See appendix pages vi-vii for surface material options.
- Choose Metal Finish: Satin Nickel (SNB) or Chrome (CB)

POWER AND DATA OPTIONS

GROMMET	MODEL #	DESCRIPTION	DIAMETER	PRICE
	GR	Round Grommet	2″ Dia	195

OPTIONS	CODE	PRICE	NOTES
Polished Chrome Grommet	Add **-PCG**	$76 per unit	

GENERAL INFORMATION

- Available at center location only

REQUIRED INFORMATION: (ORDER CANNOT BE ENTERED WITHOUT THIS INFORMATION)
See appendix pages vi-vii for surface material options.
- Choose Metal Finish: Cloud (A8004), Burnished (A8009), Foil (A8006), Shadow (A8005), Galaxy (A8007) or Clear Anodized (CA)

LOCATION CODES	TECH NODE	POWER SPEC	USB SPEC	ROUND GROMMET	LOCATION	QUANTITY OF UNITS TO ORDER
	TN-1	SP-1	SP-1	G-1	One at center	1
	TN-2	SP-2	SP-2		One at each end	2
	TN-3	SP-3	SP-3		One at center and one at each end	3
	TN-4	SP-4	SP-4		Four equally spaced	4

POWER AND DATA OPTIONS

HARDWIRE INFEED POWER RAIL KIT	MODEL #	TOTAL # OF RAILS	ELECTRICAL OUTLETS	(2) SIMPLEX -S2	ELECTRICAL OUTLETS	(1) SIMPLEX / (1) CHARGING USB -S1
(Includes Power Rails, Hardwire Infeed and Modular Power Components)	BJ-RAIL-1-H	1	2	1,184	1	1,184
	BJ-RAIL-2-H	2	4	1,881	2	1,881
	BJ-RAIL-3-H	3	6	2,577	3	2,577
	BJ-RAIL-4-H	4	8	3,272	4	3,272
	BJ-RAIL-5-H	5	10	3,968	5	3,968
	BJ-RAIL-6-H	6	12	4,663	6	4,663
	BJ-RAIL-7-H	7	14	5,357	7	5,357
	BJ-RAIL-8-H	8	16	6,052	8	6,052
	BJ-RAIL-9-H	9	18	6,749	9	6,749
	BJ-RAIL-10-H	10	20	7,445	10	7,445
	BJ-RAIL-11-H	11	22	8,139	11	8,139
	BJ-RAIL-12-H	12	24	8,835	12	8,835

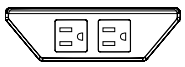

-S2

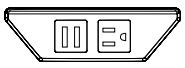

-S1

GENERAL INFORMATION

- Includes modular power electrical system
- Hardwire infeed is 7' long
- Simplex receptacles will be white, when Burnished, Cloud or Foil powdercoat finishes are specified. Black simplex receptacles will be used for all other powdercoat finishes.
- Power Rails not available in Clear or Black Anodized

REQUIRED INFORMATION: (ORDER CANNOT BE ENTERED WITHOUT THIS INFORMATION)
See appendix pages vi-vii for surface material options.
- Choose Metal Finish

CORDED INFEED POWER RAIL KIT	MODEL #	TOTAL # OF RAILS	ELECTRICAL OUTLETS	(2) SIMPLEX -S2	ELECTRICAL OUTLETS	(1) SIMPLEX / (1) CHARGING USB -S1
(Includes Power Rails, Corded Infeed and Modular Power Components)	BJ-RAIL-1-C	1	2	1,289	1	1,289
	BJ-RAIL-2-C	2	4	1,986	2	1,986
	BJ-RAIL-3-C	3	6	2,680	3	2,680
	BJ-RAIL-4-C	4	8	3,375	4	3,375
	BJ-RAIL-5-C	5	10	4,070	5	4,070
	BJ-RAIL-6-C	6	12	4,767	6	4,767
	BJ-RAIL-7-C	7	14	5,463	7	5,463
	BJ-RAIL-8-C	8	16	6,157	8	6,157
	BJ-RAIL-9-C	9	18	6,852	9	6,852
	BJ-RAIL-10-C	10	20	7,549	10	7,549
	BJ-RAIL-11-C	11	22	8,245	11	8,245
	BJ-RAIL-12-C	12	24	8,939	12	8,939

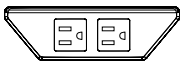

-S2

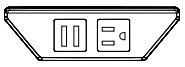

-S1

GENERAL INFORMATION

- Includes modular power electrical system
- Corded single infeed is 7' long
- Corded Single Infeed option will require a 20amp outlet in the floor monument and reduces the modular electrical system in the table to a single circuit
- Simplex receptacles will be white, when Burnished, Cloud or Foil powdercoat finishes are specified. Black simplex receptacles will be used for all other powdercoat finishes.
- Power Rails not available in Clear or Black Anodized

REQUIRED INFORMATION: (ORDER CANNOT BE ENTERED WITHOUT THIS INFORMATION)
See appendix pages vi-vii for surface material options.
- Choose Metal Finish

DATA RAIL	MODEL #	DESCRIPTION	PRICE
	BJ-RAIL-DATA	Data Rail includes (1) blank faceplate and (1) dual RJ-45 faceplate	537

BJ-RAIL-DATA

GENERAL INFORMATION

- Data Rails not available in Clear or Black Anodized

REQUIRED INFORMATION: (ORDER CANNOT BE ENTERED WITHOUT THIS INFORMATION)
See appendix pages vi-vii for surface material options.
- Choose Metal Finish

POWER AND DATA OPTIONS

FIELD-WIRED	MODEL #	DESCRIPTION	(2) SIMPLEX -S2	(1) SIMPLEX / (1) CHARGING USB -S1
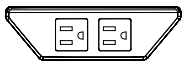 -S2	BJ-RAIL-FW	Field-Wired Power Rail	619	619
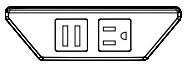 -S1				

GENERAL INFORMATION

- Includes 6' flexible metal conduit and required a hardwire connection
- May be required in New York City, Chicago and San Francisco. Check with an electrician for local codes and requirements. A junction box will be provided when ordering the TW-RAIL-FW option.
- Power Rails not available in Clear or Black Anodized

REQUIRED INFORMATION: (ORDER CANNOT BE ENTERED WITHOUT THIS INFORMATION)
See appendix pages vi-vii for surface material options.
- Choose Metal Finish

INDIVIDUAL POWER RAIL	MODEL #	DESCRIPTION	(2) SIMPLEX -S2	(1) SIMPLEX / (1) CHARGING USB -S1
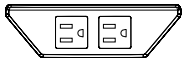 -S2	BJ-RAIL	Power Rail	697	697
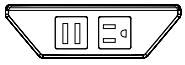 -S1				

GENERAL INFORMATION

- Individual power rails do not include a modular power system. Each Power Rail must directly plug into a floor core with a 6'-corded15-amp plug-in infeed. (Typically used with smaller tables, rounds, squares, soft squares, where a modular power system is not required.)
- Simplex receptacles will be white, when Burnished, Cloud or Foil powdercoat finishes are specified. Black simplex receptacles will be used for all other powdercoat finishes.
- Power Rails not available in Clear or Black Anodized

REQUIRED INFORMATION: (ORDER CANNOT BE ENTERED WITHOUT THIS INFORMATION)
See appendix pages vi-vii for surface material options.
- Choose Metal Finish

POWER AND DATA OPTIONS

SINGLE INFEED OPTION	MODEL #	DESCRIPTION	PRICE
	SI-H	Single In-Feed Option, Hard-wired	492
	SI-C	Single In-Feed Option, Corded (Plug-in)	594

GENERAL INFORMATION

- Tables 48"-96" in length include 2 duplex receptacles with the modular power system
- Hardwired and Corded Single Infeed options are 7' long
- Single Infeed option cannot be specified in conjunction with the Field-Wired (-FW) option

DATA FACEPLATES	MODEL #	DESCRIPTION	STYLE	W x H	PRICE
	FLDF-1	Blank faceplate, single height	Single	3-1/2 x 5/8	65
	FLDF-2	One VGA 15-pin HD Female to Female Gender Changer, one 3.5mm Stereo Mini Jack to Solder Tabs	Single	3-1/2 x 5/8	230
	FLDF-3	One VGA 15-pin HD Female to Female Gender Changer	Single	3-1/2 x 5/8	180
	FLDF-4	One RJ-11 Female to Punch Down - Phone	Single	3-1/2 x 5/8	180
	FLDF-5	One RJ-45 Female to Female Barrel - Data	Single	3-1/2 x 5/8	148
	FLDF-6	Two RJ-45 Female to Female Barrels, single height	Single	3-1/2 x 5/8	198
	FLDF-7	Two RJ-45 Female to Punch Down for CAT 6 - AMP	Single	3-1/2 x 5/8	280
	FLDF-8	Two RJ-45 Female to Punch Down for CAT 6 - Leviton	Single	3-1/2 x 5/8	280
	FLDF-10	Two RJ-45 Female to Punch Down for CAT 6 - Panduit	Single	3-1/2 x 5/8	280
	FLDF-11	Two USB A Female to Two USB A Female on 10" Pigtails	Single	3-1/2 x 5/8	313
	FLDF-12	Blank faceplate, double height	Double	3-1/2 x 1-3/8	81
	FLDF-13	Two RJ-45 Female to Female Barrels, double height	Double	3-1/2 x 1-3/8	198
	FLDF-14	Cable Pass-Through Set - one top, one bottom	Double	3-1/2 x 1-3/8	346
	FLDF-15	One HDMI Female to Female Barrel	Single	3-1/2 x 5/8	230

GENERAL INFORMATION

- All connectors and faceplates are Extron® Architectural Adapter Plates (AAP)
- Each BJ-RAIL-DATA unit holds two Single Space faceplates
- Faceplates are black

CHARGING TRAC	MODEL #	TOTAL BRACKETS	# OF USB PORTS	PRICE
	TRAC-2	2	4	1,796
	TRAC-4	4	8	3,031

GENERAL INFORMATION

- Plug-in Infeed only
- Field Installed
- 15 amp

REQUIRED INFORMATION: (ORDER CANNOT BE ENTERED WITHOUT THIS INFORMATION)
See appendix pages vi-vii for surface material options.
- Choose Metal Finish

POWER AND DATA OPTIONS

WIRE MANAGER	MODEL #	DESCRIPTION	PRICE
	HPWM	Hoop Base Wire Manager	352
	WFWM	Wire Frame Wire Manager	323

OPTIONS	CODE	PRICE	NOTES
Polished Chrome Finish	Add **-PCF**	$418	

GENERAL INFORMATION

- If selecting Blackened Nickel base finish, choose Storm for Wire Management color

REQUIRED INFORMATION: (ORDER CANNOT BE ENTERED WITHOUT THIS INFORMATION)
See appendix pages vi-vii for surface material options.
- Choose Metal Finish

METAL WIRE CHASE COLUMN	MODEL #	DESCRIPTION	PRICE
	BJCB-P	Wire Chase Column	1,012

OPTIONS	CODE	PRICE	NOTES
Polished Chrome Finish	Add **-PCCB**	$1,265	

GENERAL INFORMATION

- To be used with (2) base tables (Not intended as a center support)
- Wire management opening is 9.75" x 6.375"
- Cannot be specified on 72"-long tables

REQUIRED INFORMATION: (ORDER CANNOT BE ENTERED WITHOUT THIS INFORMATION)
See appendix pages vi-vii for surface material options.
- Choose Metal Finish

FREESTANDING POWER OPTIONS

CHARGING STAND (BATTERY-POWERED)	MODEL #	DESCRIPTION	SIMPLEX OUTLETS	USB-A PORTS	USB-C PORTS	PRICE
	STAND-B-W	Battery-Powered White Unit	-	3	1	2,052
	STAND-B-B	Battery-Powered Black Unit	-	3	1	2,052

GENERAL INFORMATION

- Three ports for USB-A and one 18 Watt USB-C
- Charging cord included
- LED lights on top of the unit indicate charge level of the battery. When all 4 lights are on, the battery is fully charged.
- Uses a 40 Amp Hour battery with a 128 Watt Hour capacity. For optimal use, it should be charged every night.
- Charging capacities are estimated, based on charging from no power to full power.
  - 10-12 smart phones
  - 8-10 small tablets (5-7" in size)
  - 4 large tablets (9-11" in size)
- White unit is a combination of White aluminum on the base and neck area, and plastic in the Fog color for the trim inserts
- Weight: 12lbs

CHARGING STAND (CORDED)	MODEL #	DESCRIPTION	SIMPLEX OUTLETS	USB-A PORTS	USB-C PORTS	PRICE
	STAND-1C-W	Corded White Unit	1	2	1	904
	STAND-3C-W	Corded White Unit	3	2	1	912
	STAND-4C-W	Corded White Unit	4	2	1	931
	STAND-1C-B	Corded Black Unit	1	2	1	904
	STAND-3C-B	Corded Black Unit	3	2	1	912
	STAND-4C-B	Corded Black Unit	4	2	1	931

GENERAL INFORMATION

- 10' Plug-In Infeed Cord
- Capable of charging laptops, tablets and mobile phones simultaneously
- STAND-4C version includes a circuit breaker in the base
- Weight: 10lbs

TECH ZONE	MODEL #	DESCRIPTION	SIMPLEX OUTLETS	OPEN DATA PORTS	DUAL CHARGING USB	BLUETOOTH SPEAKER	PRICE
	ZONE-DATA	(2) Simplex receptacles (2) Open data ports	2	2	-	-	303
	ZONE-USB	(2) Simplex receptacles (1) Dual charging USB (1) Open data port	2	1	1	-	363
	ZONE-SPEAKER	(1) Simplex receptacle (1) Dual charging USB (1) Bluetooth speaker	1	-	1	1	736

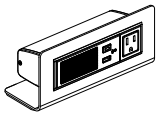
ZONE-SPEAKER

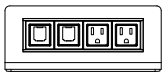
ZONE-DATA

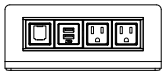
ZONE-USB

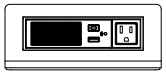
ZONE-SPEAKER

GENERAL INFORMATION

- 72" long plug-in infeed cord
- Finish is black
- Includes a Voice/Data Adapter Kit to accept couplers and jacks when required

CHARGING CUBE	MODEL #	DESCRIPTION	PRICE
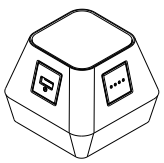	CUBE-W	White Power Cube	354
	CUBE-B	Black Power Cube	354

GENERAL INFORMATION

- Includes (2) 4 Amp USB-A fast charging ports and (1) 4Amp USB-C smart charging port
- The Cube can be recharged completely in 4 hours

Appendix

GENERAL INFORMATION

This price book supercedes all previous versions.

Before placing your order, confirm you have all required information necessary. Lead times for orders begin after all required information is included and correct.

Delivery Information
We know lead times are important and sticking to them even more so. We work to maintain a 6-8 week lead time on all standard products in this book from receipt of a clean order. All orders are acknowledged with an approximate shipping date and will be invoiced with the price in effect at the date the purchase order is received.

Shipping charges are prepaid (within the continental U.S.). Therefore, pricing is a delivered price based on normal ground transportation. If you have special instructions, need to ship by air, or are shipping to Alaska or Hawaii, contact Nucraft Customer Service. Nucraft can also help arrange to have products blanket wrapped for an additional charge. Contact the Nucraft Customer Service team or specify it on your purchase order.

Minimum Freight Charge: Any order below $2,500 net will be assessed a $390 net minimum freight charge (one per order).

Orders are subject to acquiring the materials required for manufacturing. Fulfillment can be affected by strikes, fires, embargoes and acts of government. These elements are beyond our control.

Nucraft offers a variety of services to accommodate a wide range of delivery requirements. Availability of these services is dependent on a number of factors and may not be offered with all shipments. Examples of delivery services that have additional fees include:

- Specific date within our standard 3-5 day delivery window (for orders under $50,000 net)
- Specific time of day, morning or afternoon (for orders under $50,000 net)
- Delivery to a warehouse before delivery to its final destination (unless product is picked up at the warehouse)

Contact the Nucraft Customer Service team for availability and pricing on these services.

Freight Terms
Shipping charges for Nucraft products are prepaid for standard delivery in the continental United States. Standard delivery is defined as follows: Product is delivered on a 53' trailer being pulled by a long-haul tractor (total length of 85'). Facility will receive delivery Monday through Friday between the hours of 8:00 AM and 4:00 PM. Facility has docks with levelers and a fork truck for unloading. Product will be loaded on load bars two levels high. Receiving facility is responsible to have personnel on hand to unload the truck upon arrival, drivers do not unload. Delivery sites or times that do not meet this criteria will be accommodated, but will typically incur a charge to cover additional shipping costs. Please notify Nucraft in advance of the shipment if this is the case and the additional charge (if any) will be determined by Nucraft.

Product ships FOB dock. The customer obtains title to their product and materials, and assumes the risk of loss for them, upon shipment from Nucraft's facilities.

Storage
Nucraft has no storage facilities for finished product. If a customer cannot accept an order when it is ready for shipment, the customer must designate an alternative shipping address. If no address is provided, Nucraft may, at its discretion, transfer the product to storage. If product is transferred to an off-site storage facility, the customer may be charged for transportation to the facility and for any associated storage fees. Nucraft considers transfer of the product to a storage facility the equivalent of shipment, including invoicing and payment. Customers assume the risk of damage or loss during storage.

Transportation Times and Delays
Third party carriers that Nucraft contracts with will make reasonable efforts to accommodate requested delivery times and dates. Scheduled delivery appointments may, however, be delayed for a variety of reasons, including inclement weather, traffic, transportation equipment problems, and delays encountered at other delivery locations along the delivery route. Nucraft does not recommend scheduling activities that depend on the delivery appointment (for example, scheduling furniture installers to install furniture the day of the delivery appointment). Nucraft shall not be liable for any costs incurred as a result of a missed delivery appointment.

Shipment Damage Claims
Legal title to merchandise passes to the buyer upon acceptance by the carrier. **Inspect all cartons upon delivery.** Details of visible damage should be noted on the delivery receipt. Do not install product if damage is found upon inspection. The carrier should be notified by the buyer to inspect the merchandise, and file a claim immediately. If visible damage is not apparent, sign the delivery receipt "No visible damage." This will allow recourse for a concealed damage claim. Although most claims for transportation damages must be filed against the carrier within nine months of the date of delivery, concealed damage claims must be filed within 15 days of receipt.

Do not destroy packing materials until shipment has been inspected. Then proceed to file a claim with the carrier.

Failure to make any claims against Nucraft within 10 days shall constitute acceptance of the merchandise and a waiver of any defects, errors or shortages discovered upon inspection.

Cancellations
Cancellations must be reviewed by our Customer Service team. Because we build your products to order, orders cannot be cancelled once processing has begun. Processing includes but is not limited to development of shop drawings and other engineering drawings. If cancellation is approved, a processing fee of 20-100% will be assessed based on the status of the order.

Change Order Policy
Nucraft will make every attempt to honor any reasonable change request to product provided that the request is received prior to start of production. Change orders will be accepted only if the request is made in writing and received in time to make the change. Nucraft reserves the right to increase our acknowledged price and ship date if necessary to make the requested changes. Please submit any change order request to our Customer Service team. Nucraft will assess charges to the customer as stipulated in the following:

- Standard Orders: Change orders received prior to production will be Charged $200 net to cover print and administrative costs.
- Special Orders: Change orders received prior to production will be charged $200 net to cover print and administrative costs. There may be additional Costs associated with engineering labor required for the change order.
- Change orders received after production must be evaluated by Nucraft. If approved, the charge will be $200 net plus any restocking charges accumulated. There may be additional costs associated with engineering labor required for the change order.

GENERAL INFORMATION

Repair Authorization
Prior written approval is required for repairs of merchandise charged to Nucraft. Failure to do so will result in customer funded repairs.

Payment Terms
Deposits are required at the time of order due to the custom nature of our products. See information regarding Cancellations above.

Credit terms are available to qualified customers. Please contact AR@Nucraft.com to start the application process. Note that the credit application process requires a valid sales tax exemption or resale tax certificate, Form W-9, and three current trade references.

Credit Card Payments are accepted via web portal. Please contact AR@Nucraft.com for payment instructions. Note that a 2% convenience fee will be added for using this payment method and no early pay discounts are allowed on credit card payments.

Warranty
Nucraft Furniture is warranted to be free from defects in materials and workmanship for a period of ten years of single shift use. Limitations include:

- Mechanical Devices such as latches, casters, and other moving components are warranted for five years of the date of original delivery.
- Height adjustable components are warranted for two years of the date of original delivery.
- The following are warranted for one year of the date of original delivery:
  - Textiles
  - Electrical Components
  - Refrigeration Units
  - Custom Products not described in Nucraft's Catalogue

This warranty is applicable only if furniture is properly installed and maintained in an office environment. This warranty extends only to products manufactured and sold in North America and only to original purchasers acquiring new Nucraft product through authorized dealers or approved sellers.

During this warranty period, Nucraft's sole obligation is to repair or replace, at Nucraft's discretion, products which prove to be defective during the warranty period.

This warranty does not cover:

- Damage caused by a carrier.
- Damage from user modification, misuse, abuse, accident, or negligence.
- Customer's Own Material (COM) specified by the customer that is not a standard product offering.
- Color, grain, or texture of wood and other covering material.

Nucraft extends no other warranties, expressed or implied, including warranty of merchantability or fitness for a particular purpose. Nucraft shall not be liable for loss of time, inconvenience, commercial loss, incidental or consequential damages.

Environmental Statement
Nucraft is committed to supporting responsible environmental policies and practices in all that we do. We strive for sustainability, weighing our business decisions against the costs to the ecological, social and economic systems they affect.

Our products are manufactured to meet the credit requirements of the U.S. Green Building Council's LEED rating systems in one or more of the following categories:

- Recycled Content
- Certified Wood
- Low-Emitting Materials

Computer Aided Planning
Nucraft products and pricing are available on CD via 2020 Cap, an AutoCAD®-based space planning tool.

2020 Cap is an integrated software system developed specifically for interior designers and facility planners to enhance workplace performance. This modern suite of applications works together seamlessly, in concert. Navigate catalogs, select products, design in plan view and 3D, assign options, create worksheets and build a project where you want, when you want. Take your pick. It's dynamic and interactive. Design projects are a work in progress. And now you can perform any of the many discrete tasks that go into a project any time, any place.

For additional information, you may contact 2020 Cap direct at 800-227-0038.

iSpec®
Nucraft offers a free online product configuration and specification service that saves you time and allows you to be creative while leaving the nuts and bolts to someone else. No specific software is required, nor is there any learning curve. This service applies to all Nucraft products. For additional information, call 1-877-NUCRAFT and ask for the iSpec Team or log on to www.nucraft.com/ispec.

FINISH INFORMATION

Surface Materials Palette
We crafted our materials palette using the same demanding standards that distinguish our furniture. Thoughtful design and attention to every detail elevate your possibilities.

Anchored by Nucraft veneers, unrivaled for clarity, quality, and depth of finish, our collection of surface materials comprises a sophisticated set of balanced elements that supports your design vision.

Some elements have their roots in Nucraft's rich heritage. Others are new materials and reflect current trends and taste. Together, they ensure that you're ready for today and positioned well for the future. Beautifully.

Custom Finishes
Nucraft specializes in expert custom finish matching. For a nominal upcharge we can provide custom finishes, and we are frequently asked to match the finishes of other furniture manufacturers. For orders over $5000 list, a finish sample will automatically be sent for approval prior to entering the order. Additionally, for finishes that appear unusual to match or for customers directly requesting a sample, a finish sample will also be sent for approval prior to entering the order.

Custom finishes requiring colored varnishes to create a painted look can only be applied to Maple veneer and require one extra week in addition to the standard lead time. Nucraft's standard black finish (G82) can be applied to all Nucraft standard veneers. Walnut is the standard black veneer. Other species must be specified when ordering.

Custom finishes carry a 10% upcharge per item, per finish.

Do not add the finish upcharge to any item that is not wood. Example: casters, ganging connectors.

Treatments
Note: Default veneer sheen will vary per finish and were determined by a team of experts who reviewed the colorways to determine if gloss or matte best highlighted the natural characteristics of the species of wood and the color of the stain. Default finish is bolded on pages vi-viii. If no direction is provided on incoming orders, default sheen will be selected.

Gloss: Gloss is a durable finish that tends to nicely mask normal wear and leaves wood grain visible to the eye. It achieves a medium gloss open pore appearance (40 – 50 sheen range). Finish numbers preceded by the letter "G" indicate a Gloss finish.
Matte: Like Gloss, Matte is durable, tends to nicely mask normal wear and leaves wood grain visible to the eye. It achieves a low luster, open pore appearance (10 – 20 sheen range). Finish numbers preceded by the letter "M" indicate a Matte finish.

Since each veneer type responds differently to both types of treatment, all will have a distinctive look and feel when finished. For example, a Walnut veneer with a Gloss treatment will remain much more textured than a Cherry veneer with the same treatment.

About the Wood
All Nucraft veneers are carefully selected for uniformity of color and grain. Still, wood is a natural substance and minor variations may occur due to its own uniqueness. Because of this, the furniture you receive may not be an exact match to our samples.

Nucraft takes great pride in our finish color consistency. However, wood is a natural product that will have color variation within a single piece of furniture, as well as from one piece to the next. Other factors also affect color over time, such as exposure to light (both intensity and duration). For example, lighter finishes cause more variation in colors over time.

In cases where a returning customer wants a precise match with existing furniture, we recommend sending a sample of the existing furniture finish. Please contact Nucraft Customer Service to determine an appropriate sample. This will ensure a finish match between old and new orders. This type of order is considered a control sample. There will be a 10% upcharge on an order of this type. Due to natural aging of veneers, natural finishes may vary.

Care and Maintenance of Wood Finishes
Our finish material is a crystal clear, urethane acrylic blend. This type of finish may be repaired in the field by a qualified refinisher.

Nucraft recommends using a damp cloth to clean your fine wood furniture. Always wipe with the grain of the wood. Should your wood furniture require a more thorough cleaning, we recommend using a mild cleaner such as Joy dish soap or Murphy's oil soap, thoroughly diluted in water (one part soap to thirty parts water). Water will not damage Nucraft's finish, but it may leave surface spots when it dries. To avoid this, dry the surface with a soft cloth after it is cleaned. Marks that cannot be removed with the cleaning methods above may be able to be removed using naphtha, a mild degreasing solvent.

Caution: while the use of polishes that contain wax, petroleum solvents or silicones may immediately enhance the "shine" of a product, it may also eventually remove the fine original finish applied in our factory. Silicone on the surface of wood may also make it very difficult to respray or refinish.

All Nucraft furniture is inspected and polished before it leaves our factory. In some instances, the packing materials may imprint on the factory polish. Cleaning and polishing the furniture once it is unpacked will normally restore the furniture to its original beauty.

In some cases, the rubber support feet used on the bottom of common office equipment (teleconferencing phones, laptops, microphones, copiers, etc.) can create unsightly marks in the surface of wood tops, due to oxidation of the lacquer finish. We suggest these machines be placed on a protective type of padding, such as felt.

Wood will fade as a result of exposure to UV light. This is particularly prevalent with light finishes. If color changes due to fading are a concern for your application, the impact can be minimized by selecting medium to dark stains for your wood surfaces. Our top coat includes a UV inhibitor which makes the finishes less prone to fading.

FINISH INFORMATION

Laminates
Selected Formica® and Nevamar® laminates are available on Training Tables, Conference Tables, Conference Room Furniture and select Occasional Tables. For standard laminate and wood pricing, refer to individual item pricing columns.

Non-Standard Laminates and Linoleums
To order a color other than those on our list (see pages vi-viii), refer to Nevamar or Formica standard grade, matte texture laminate offerings and Forbo Furniture Linoleums (excluding manufacturers' non-standard matte offering).

- For approved non-standard laminates with a hardwood edge, the upcharge is 10% of the base price per laminate color with a minimum of $500 and capped at $1750.
- For approved non-standard laminate with a standard ABS edge, the upcharge is $175 per laminate color.
- For approved non-standard laminates with a non standard ABS edge, please contact customer service.

To ensure your non standard laminate is on our approved list, please contact customer service. Add one week to the lead-time for all non-standard laminate and linoleum orders. Call the Nucraft Customer Service team for quotes on premium grades and laminates. Mirror and metal laminates are not available.

Care and Maintenance of Laminate and Novawrap
Laminate and Novawrap surfaces may be cleaned with a damp cloth and ordinary soap or non-abrasive household liquid detergent. Dry the surface with a clean cloth or soft paper towel to prevent streaks from appearing.

Care and Maintenance of Metal
Metal surfaces can be wiped with a damp cloth and rubbed dry. A mild non-abrasive household liquid detergent can be used if necessary. Regular maintenance of metal components, including tightening of fasteners and light lubrication of moving parts, will extend the life of your furniture.

Satin Etched Glass
Glass color may vary slightly on multi-piece conference table tops over 180" x 60" when satin etched glass is specified due to the iron content and etching process of the glass.

Care and Maintenance of Glass
Clear or frosted glass may be cleaned with commercial glass cleaner. Be sure to use a lint-free cloth if cleaning the frosted side of the glass.

Stone and Solid Surface Material
Despite its reputation for durability, natural stone can be easily broken during handling and / or installation if proper techniques are not followed. Nucraft is not responsible for the installation of natural stone or solid surface materials on its products, therefore installers specially trained on the installation of these materials must be utilized to ensure a quality installation. Therefore, installers specifically trained in the installation of these materials must be utilized to ensure a quality installation. Nucraft shall not be liable for any damages incurred during the handling and/or installation of natural stone or solid surface materials on its products.

Care and Maintenance of Granite
Granite surfaces may be cleaned with a damp cloth and ordinary soap or non-abrasive household liquid detergent. Dry the surface with a clean cloth or soft paper towel to prevent streaks from appearing.

Care and Maintenance of Leather
Genuine leather requires very little care. Nucraft recommends that leather be dusted regularly. If a more thorough cleaning is needed, use lukewarm water and a mild, non-abrasive soap. Generate some lather and lightly rub the surface with cheesecloth. Rinse off any soap film with clean water and towel dry. The leather may dry dull. To restore the leather to a normal gloss, rub it with a clean towel. Never use furniture polish, oil, varnish or ammonia. Saddle soap may be used to prevent the leather from becoming brittle or cracked and to maintain the original supple finish.

Touch Up Finish Kits

Model #	Description	Price
KIT-M	Metal Kit	80
KIT-P	Paint Kit	80
KIT-S	Stain Kit	80

REQUIRED INFORMATION:
(ORDER CANNOT BE ENTERED WITHOUT THIS INFORMATION)
- Kit model number
- Quantity of kits
- Specify finish (See pages vi-viii)

General Information:
- Touch-up kits must be ordered on a purchase order separate from Nucraft product due to Hazmat shipping

BAJA™ SURFACE MATERIALS

WOOD FINISHES

STANDARD

Default veneer sheen will vary per finish and were determined by a team of experts who reviewed the colorways to determine if gloss or matte best highlighted the natural characteristics of the species of wood and the color of the stain. Default finish is bolded. If no direction is provided, default sheen will be selected.

	Matte	Gloss
Ash		
Blanco	**M44**	G44
Char	**M50**	G50
Rift Cut Oak		
Carbon	M03	**G03**
Flat Cut Oak		
Dune	**M05**	G05
Portobello	**M7413**	G7413
Flaky Oak		
Sahara	**M61**	G61
Cherry		
Cognac	M21	**G21**
Auburn	M93	**G93**
Walnut		
Marron	**M35**	G35
Mocha	**M33**	G33
Zinc	M30	**G30**
Onyx	M82	**G82**
Otter	M31	**G31**
Maple		
Natural Maple	M60	**G60**
Linea		
Oak Linea	**M08**	G08
Walnut Linea	**M27**	G27
Euro Birch Linea	**M09**	G09
Silver Birch Linea	M10	**G10**
Paldao		
Thicket	**M75**	G75
Paldao	**M76**	G76
Canyon	M77	**G77**

PLANK

Plank offers dramatic variations in veneer leaf color, length, and natural characteristics; it simulates randomly matched veneers

	Matte	Gloss
Plank Walnut		
Clear Coat	M38	**G38**

METAL FINISHES

Aged Bronze	A8010
Black	A44
Blackened Nickel*	ABN
Burnished	A8009
Clear Anodized	CA
Cloud	A8004
Foil	A8006
Galaxy	A8007
Polished Chrome*	PC
Satin Bronze	A8011
Satin Chrome*	SC
Shadow	A8005
Storm	A8012

*Up-Charge applies. See specific product line pages for availability and details.

PAINTS

Aged Bronze	S8010
Black	S44
Burnished	S88
Cloud	S8004
Foil	S8006
Galaxy	S8007
Oyster	HS8003
Satin Bronze	S8011
Shadow	S8005
Moonlight	S87
Shadow	S8005
Storm	S8012

Paint to Match

To request a custom paint color, contact Nucraft Customer Service. A paint sample must be matched and approved prior to order.

GLASS (SATIN OR GLOSS)

Note: Due to color variation inherent in the natural acid etching process, Satin Etched Glass is not available on tables longer than 180" or wider than 60"

	Satin	Gloss
Black	BS	-
Clove	VS	VG
Meringue	MS	MG
Quill	QS	QG
White	WS	WG

LAMINATES

	Code	Coordinating Wood Finish	Suggested ABS Edgeband Coordinate
Wood Grain Laminates§			
Formica White Ash	8841-58	M8841	R02, R01
Formica Natural Ash	8843-58	M8843	R02
Formica Aged Ash	8844-58	M8844	R04
Formica Weathered Ash	8842-58	M8842	R05
Formica Oiled Legno	8846-58	M8846	R05
Formica Bleached Legno	8845-58	M8845	R0
Formica Blackened Legno	8848-58	M8848	R05
Formica Urban Planked Oak	9312-58	M9312	R04
Formica Thermo Walnut	6402-58	M6402	R04
Formica Smoky Brown Pear	5488-58	M5488	R05
Formica Espresso Pear	5489-58	M5489	R05
Formica White Knotty Maple	7410-58	M7410	R02
Formica Sand Maple	9237-58	G60	R02
Formica Planked Coffee Oak	7413-58	M7413	R05

§Not available on multiple piece conference tables

Wood Grain Laminates Suitable for Multiple Piece Conference Tables			
Formica Pecan Woodline	5883-58	M5883	R04
Formica Chestnut Woodline	5884-58	M5884	R05
Formica Smoky Walnut Woodline	6926-58	M6926	R05
Solid Laminates			
Formica Brite White	459-58		R01
Formica Dover White	7197-58		R01
Formica Pearl	934-58		R02
Formica Graystone	464-58		R02
Formica Folkstone	927-58		R03
Formica Graphite	837-58		R05
Patterned Laminates			
Nevamar Cool Chic	VA7002T		R02
Nevamar Serene Stardom	VA5001T		R05
Nevamar Calm Distinction	VA6001T		R05
Nevamar Easy Elegance	VA5002T		R05
Wilsonart Sheer Mesh	4876-38		R02
Wilsonart Grey Mesh	4877-38		R02
Wilsonart Pewter Mesh	4878-38		R05

ABS FINISHES

Ashen	R04
Parchment	R02
Shale	R05
Stone	R03
Whitecap	R01