

COMPATTA™ CREDENZA

Planning Guide + Price List

QUICK LINKS

[TYPICALS](#)[PLANNING GUIDE](#)[COMPATTA CREDENZA
PRICING](#)[GENERAL INFORMATION](#)[FINISH INFORMATION](#)[SURFACE MATERIALS](#)



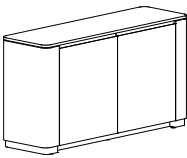
TABLE OF CONTENTS

Click the shortcuts below to jump to each section.

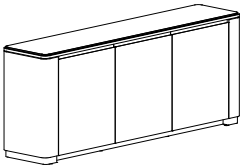
General Information	ii-iii
Finish Information	iv-v
Surface Materials	vi-vii
Specification Overview	3
Typical Configurations	4-7
Step 1: Case	8
Case Dimensions	8
Step 2: Top Materials	9
Step 3: Door and Hardware	10
Step 4: Base	11
Step 5: Power Option and Components	12-13
Component Dimensions	14
PRICE LIST	15-16



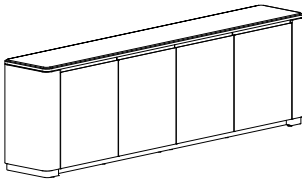
STATEMENT OF LINE



62"L x 18.5"D x 34"H



86"L x 18.5"D x 34"H



111"L x 18.5"D x 34"H



SPECIFICATION OVERVIEW

STEP 1: CASE

Choose a painted or veneer case.

STEP 2: TOP MATERIAL

Choose between veneer with veneer edge, laminate or Fenix® with wood veneer or painted edge options, and raised glass or recessed stone, which sits inset and proud of veneer or painted edge.

STEP 3: DOOR AND HARDWARE

Choose from veneer, paint or framed glass door fronts.

Veneer or painted doors include metal integrated pulls with a powder coat, wood accent, or polished finish. Optional locks can be added.

Glass door option includes flush mount pulls and is offered in two finishes. Locks not available on glass door option.

STEP 4: BASE

Choose between veneer, metal with powder coat or polished stainless finish options. Plinth between each base will be black.

STEP 5: POWER OPTION AND COMPONENTS

Optional power can be added to the interior side panel for power and charging. Equipment cords can be managed through cutouts in back of case.

Cabinet components include vertical equipment racks, pull-out equipment trays, waste/recycling units, a two-drawer refrigerator, or three drawers behind one door. Each cabinet comes standard with adjustable shelves if no component is specified.

MATERIAL OPTIONS



Top

- Veneer
- Inset Laminate
- Inset Fenix®
- Back Painted Gloss Glass
- Back Painted Satin Glass
- Stone

*Reveal between top and case will always be black



Pulls

- Metal, Powder Coat
- Metal, Wood Accent and Powder Coat
- Polished Stainless



Case

- Veneer
- Paint



Doors

- Veneer
- Paint
- Satin Glass (colored) with Powder Coat frame



Base

- Veneer
- Metal, Powder Coat
- Polished Stainless

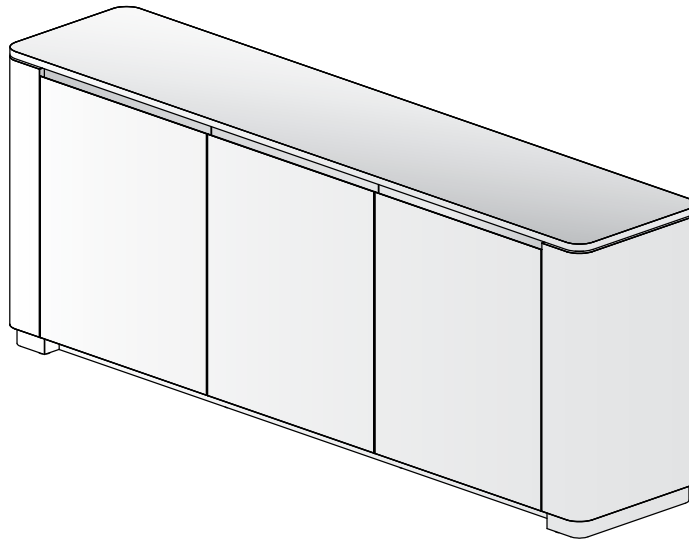


Plinth

- Black



VENEER CONFIGURATION



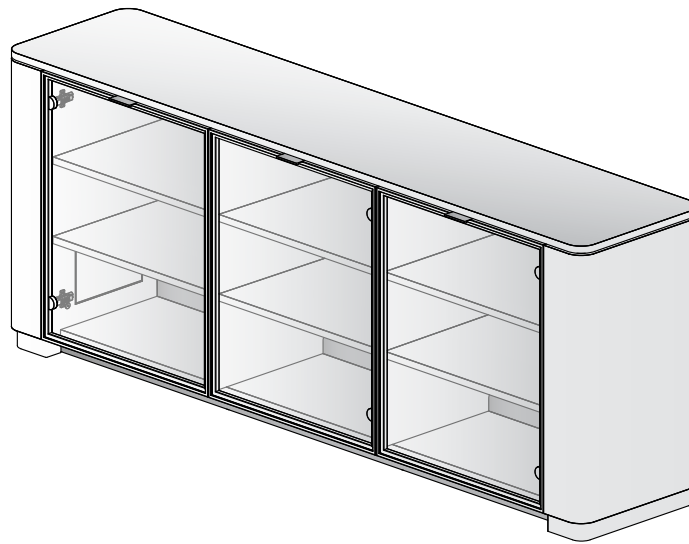
TYPICAL CCBC-01

COMPONENT	MODEL #	DIMENSIONS	DESCRIPTION	PRICE
COMPATTA™ CREDENZA	CCBC-8634	86"L x 18.5"D x 34"H	BUFFET HEIGHT	
Case	VC		Veneer Case	8,852
Top Material	V		Veneer Top with Veneer Edge	1,979
Door Style	VD		Veneer Door	No Charge
Pull Style	MIP-86		Metal Integrated Pull, Powder Coat	No Charge
Base Style	VB		Veneer	No Charge

List Price: \$10,831



GLASS DOOR CONFIGURATION



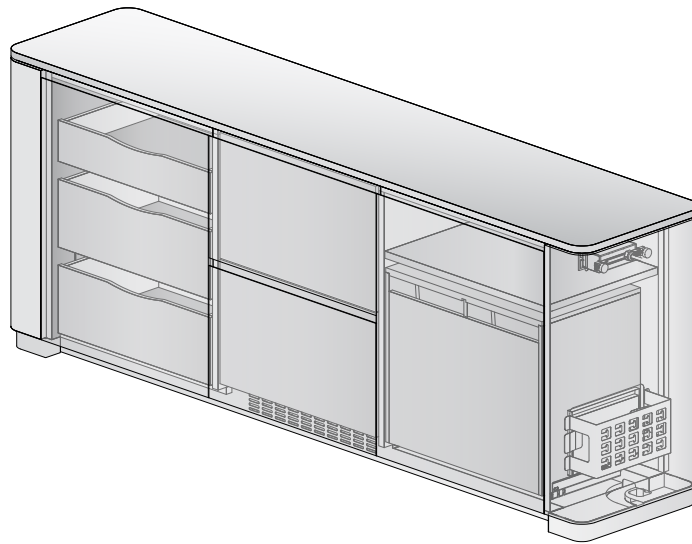
TYPICAL CCBC-02

COMPONENT	MODEL #	DIMENSIONS	DESCRIPTION	PRICE
COMPATTA™ CREDENZA	CCBC-8634	86"L x 18.5"D x 34"H	BUFFET HEIGHT	
Case	VC		Veneer Case	8,852
Top Material	V		Veneer Top with Veneer Edge	1,979
Door Style	SGD-86		Aluminum Frame with Satin Glass (colored) Insert	1,907
Base Style	MB		Metal Base, Powder Coat	148

List Price: \$12,886



HOSPITALITY CONFIGURATION



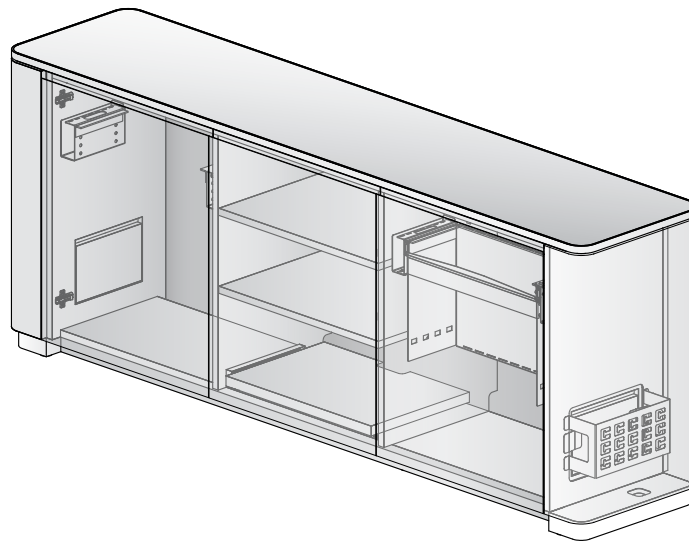
TYPICAL CCBC-03

COMPONENT	MODEL #	DIMENSIONS	DESCRIPTION	PRICE
COMPATTA™ CREDENZA	CCBC-8634	86"L x 18.5"D x 34"H	BUFFET HEIGHT	
Case	VC		Veneer Case	8,852
Top Material	V		Veneer Top with Veneer Edge	1,979
Door Style	VD		Veneer Door	No Charge
Pull Style	APSIP-86		Integrated Pull, Polished Stainless	478
Base Style	APSMB		Metal Base, Polished Stainless	507
Power Options	PORT3-USBC-L		PowerPort (left location)	621
Components	TF-A		Waste & Recycling Unit (A location)	1,188
Components	OMDF18-B		Two-Drawer Refrigerator (B location)	7,241
Components	D3		Three Drawers (C location)	2,673
Drawer Options	CCDO-18		Divider Set Finish: Powder Coat - S44 Black	216
Drawer Options	CCDL-18		Drawer Liner Fabric: Knoll Felt 20 Tar	144

List Price: \$23,899



TECHNOLOGY CONFIGURATION



TYPICAL CCBC-04

COMPONENT	MODEL #	DIMENSIONS	DESCRIPTION	PRICE
COMPATTA™ CREDENZA	CCBC-8634	86"L x 18.5"D x 34"H	BUFFET HEIGHT	
Case	PC		Painted Case	7,966
Top Material	P-P		Inset Laminate Top with Painted Edge	1,484
Door Style	PAD		Painted Door	No Charge
Pull Style	MIP-86		Integrated Pull, Powder Coat	No Charge
Door Locks	L		Locks, Polished Nickel	267
Base Style	MB		Metal Base, Powder Coat	148
Components	VR2-A		Fixed Vertical Equipment Tray (A location)	790
Components	POS-B		Pull-out Equipment Tray (B location)	776
Components	VR1-C		Slide-out Vertical Equipment Tray (C location)	1,482

List Price: \$12,913



STEP 1: CASE

Choose a painted or veneer case.


COMPATTA CASE

- Premium aesthetic with 2" radius corners, finished back, and open black out reveal
- Interior finish will match exterior finish
- Veneer direction on case will run vertical with a slip-match layup
- 111" credenzas will ship with two pieces for the case and one piece base and top

CASE DIMENSIONS

Credenza includes vertical panels that divide the interior.
Dimensions A, B, and C reflect the interior width of each cabinet.

Top Material	Exterior Dimensions	Interior Dimensions		
		A	B	C
Veneer, Laminate, Fenix	86"W x 18.5"D x 33.5"H	23.875	28.625	17
Stone, Glass	86"W x 18.5"D x 34"H	23.875	28.625	17
Case only, no top	86"W x 18.5"D x 32.75"H	23.875	28.625	17



CABLE MANAGEMENT

- Compatta credenzas are standard with removable access panels located within each interior end panel. Includes removable mounting plate to accommodate plug-strip, small devices and facilitate cable management.
- Cables can pass between modules via cutouts in the back corner of each interior vertical panel
- Cables can be routed to and from case through a discreet power infeed located beneath the base, the 3" dia cutouts in the back panel or through the ventilation cut-backs
- Adjustable shelving also includes scalloped cutouts in back to allow for cables to be run vertically
- Tie-downs provided to keep cables secure and out of the way





STEP 2: TOP MATERIALS

Choose between veneer top with veneer edge or inset laminate, Fenix®, glass, and stone top materials available with paint or veneer edge.

- Radius rectangle top shape
- Applied to veneer or painted case for uniform or contrasting finish selection
- Slight height variations dependent upon the surface material selected

VENEER TOP

- 3/4" -thick top with veneer edge
- 3/16" open reveal
- Veneer direction will run the length of the credenza
- If no direction is provided, default sheen will be selected



Veneer Case | Veneer Top



Painted Case | Veneer Top

INSET LAMINATE OR FENIX® TOP

- 3/4" -thick top
- 3/16" hardwood with veneer or painted edge
- 3/16" open reveal
- Woodgrain laminate direction will run the length of the credenza



Veneer Case | Laminate/Fenix® Top



Painted Case | Laminate/Fenix® Top

RAISED GLOSS OR SATIN GLASS TOP

- 3/8" -thick back painted, low-iron glass
- Rests on top of 3/4" -thick veneer or painted edge
- Radius rectangle top shape is set back 3/8" from edge
- 3/16" open reveal



Veneer Case | Glass Top



Painted Case | Glass Top

RECESSED STONE TOP

- 2cm-thick recessed stone
- 3/8"-thick visible radius stone edge profile on top of 3/4"-thick veneer or painted edge
- Radius rectangle top shape is set back 3/8" from edge
- 3/16" open reveal



Veneer Case | Stone Top



Painted Case | Stone Top



STEP 3: DOOR AND HARDWARE

PAINTED DOOR

- Applied to veneer or painted case
- Available in all paint finishes
- If veneer case is specified, paint finish must be selected



Painted Case | Painted Doors



Veneer Case | Painted Doors

VENEER DOOR

- Vertical veneer direction features a slip-match layup
- Applied to painted or veneer case
- Available in all wood finishes
- If painted case is specified, wood finish must be selected



Veneer Case | Veneer Doors



Painted Case | Veneer Doors

Integrated Pull

- Applied to veneer or painted door
- Pull to open with soft close system
- Full length integrated pull with back plate
- **Metal finish must be specified**
- Available in metal powder coat, wood veneer accent with metal back plate, or polished chrome



Metal, Powder Coat



Polished Stainless



Metal, Wood Accent

Locks

- Applied to veneer or painted doors
- Locks not available for pull-out waste/recycling or two-drawer refrigerator components
- Veneer finish selection will receive satin nickel locks
- Paint or powder coat finish selections will receive coordinated lock finish: white, black, satin nickel or polished nickel



Black



White



Satin Nickel



Polished Nickel

GLASS

- Applied to painted or veneer case
- Integrated Pull and lock options not available
- Includes a 3" flush mount pull centered on top of door frame
- Pull to open with soft close system
- Available in two finishes:
 - Black frame with gray (colored) satin glass
 - Arctic silver frame with bronze (colored) satin glass



Arctic Silver Frame - Bronze Satin Glass



Black Matte Frame - Gray Satin Glass



STEP 4: BASE

Finish must be specified. Base available in veneer, metal powder coat or polished stainless. Plinth will always be black.

veneer base



metal base | powder coat



metal base | polished stainless

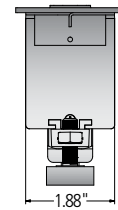
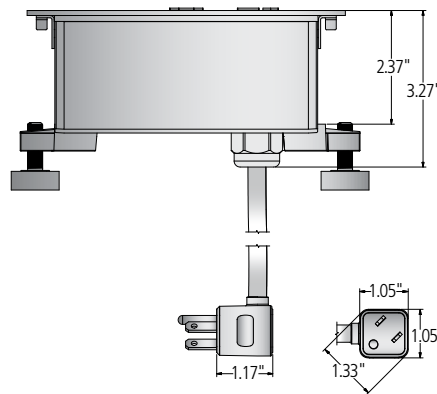
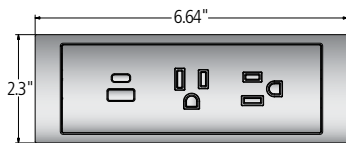




STEP 5: POWER OPTION AND COMPONENTS

POWERPORT

- Discreetly integrated for convenient powering and charging of surface lighting, appliances, or other technologies
- Black powder-coated trim and coordinating faceplate
- Three Window Unit includes 1 USB-A+C, 2 Power
- 15 Amp power simplexes
- Gray fabric wrapped cord, 108"-length with right angle plug head
- Optional field wire



LOCATION AND CABLE MANAGEMENT

- Located in left or right upper interior end panel
- Route equipment cables through 3" dia. cutout in back panel
- Power infeed thoughtfully located beneath base
- Cable management accessible through removable access panel



STEP 5: POWER OPTION AND COMPONENTS

Specify location for each component, one per location. Location comes standard with adjustable shelves if no component is specified.

VERTICAL EQUIPMENT RACK

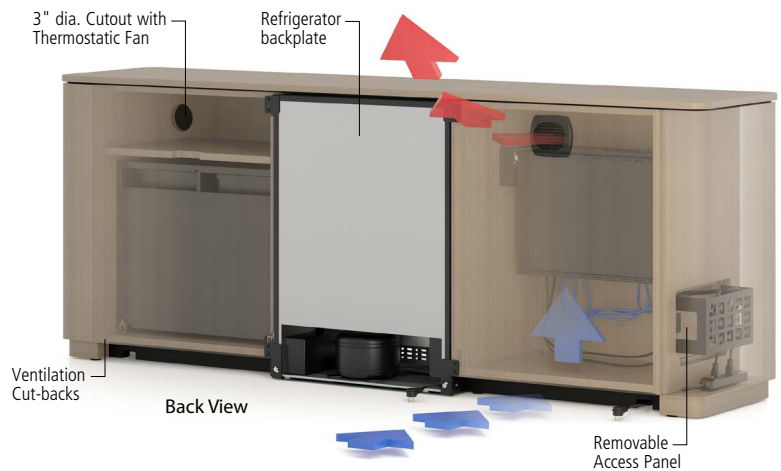
Select from slide-out or fixed vertical equipment racks.

- Color: Black
- Slide out rack has 7" extension. Weight capacity: 75lbs
- To control ventilation, a thermostatic fan can be added to the 3" dia. cutout. The fan is included when the sliding or fixed rack is specified, or can be ordered separately. The fan activates automatically at 87° F and turns off when the ambient temperature in the cabinet reaches 85° F.
- Ventilation cut-backs located on the front and back of bottom panel and 3" dia cutouts in each cabinet create a convection current needed for passive ventilation
- Access panel includes removable mounting plate and tie-downs to accommodate most small devices and facilitate cable management



TWO-DRAWER REFRIGERATOR

- Grain-matched drawer fronts
- Includes integrated pull option
- Vented plinth
- Stainless steel drawers
- Digital thermostat & interior lighting
- Adjustable drawer dividers
- Not Available with 62" length credenza
- Cabinet B location only; not available with Glass Door
- Some installation required.



PULL-OUT WASTE/RECYCLING

- Front-opening double waste bin system
- Bin container and lid finish will be gray
- Bin Size: (2) 27 Qt. (6.75 gal)
- Upper shelf above

PULL-OUT EQUIPMENT TRAY

- Located on bottom panel behind single door
- Includes adjustable shelving above
- Color: Gray

THREE DRAWERS

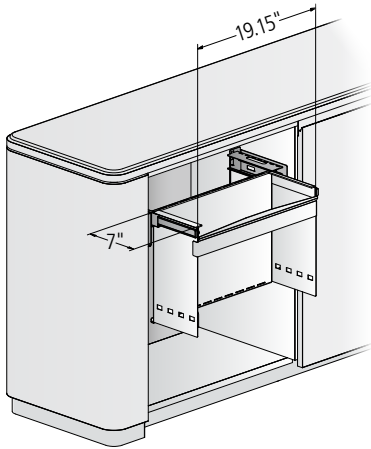
- Set of three drawers behind one door
- Color: Gray
- Optional Divider Set: (9) dividers, (3) per drawer
 - Black powder coat finish
- Optional Drawer Liners: Applied to all (3) drawers
 - Knoll Felt fabric, Tar (black)



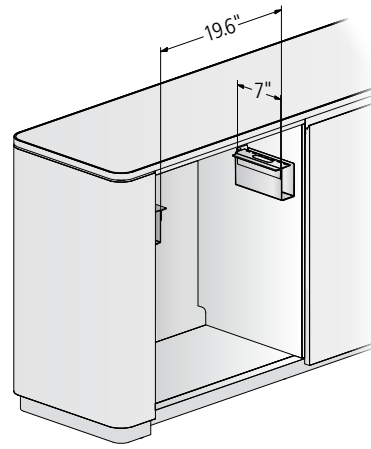


COMPONENT DIMENSIONS

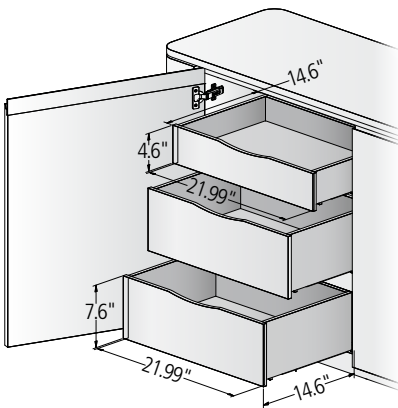
Slide-Out Equipment Rack



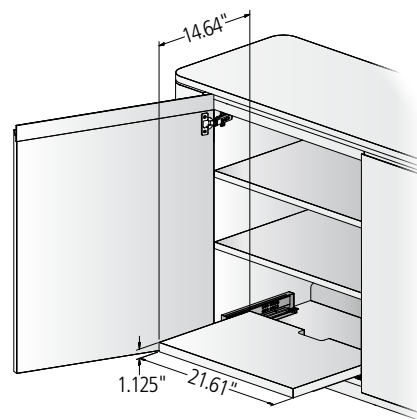
Fixed Equipment Rack



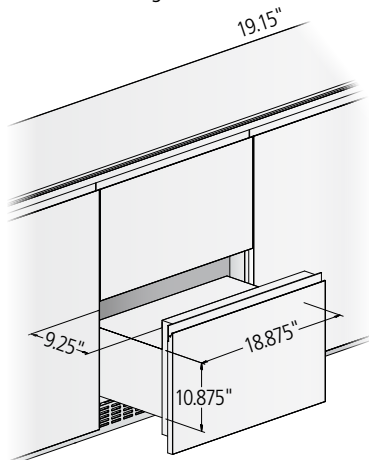
Three Drawer



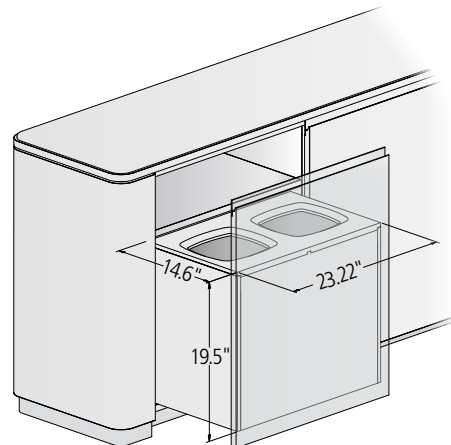
Pull-Out Equipment Tray

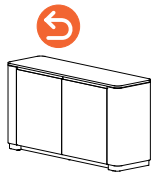


Two-Drawer Refrigerator



Waste/Recycling





BUFFET HEIGHT

MODEL NUMBER: CCBC-6234

STEP 1: CASE

MUST SPECIFY

STARTING PRICE

Veneer Case	VC	7,170
Painted Case	PC	6,453

STEP 2: TOP MATERIAL Applied to Veneer Case (VC) or Painted Case (PC)

MUST SPECIFY

PRICE

TOP WITH VENEER EDGE

Veneer (wood finish must be specified)	-V	+1,603
Inset Laminate	-V-P	+1,203
Inset Fenix®	-V-X	+2,223
Raised Gloss Glass	-V-RGG	+2,130
Raised Satin Glass	-V-RSG	+2,751
Recessed Stone	-V-RS	+3,753

TOP WITH PAINTED EDGE

Inset Laminate	-P-P	+1,203
Inset Fenix®	-P-X	+2,223
Raised Gloss Glass	-P-RGG	+2,130
Raised Satin Glass	-P-RSG	+2,751
Recessed Stone	-P-RS	+3,753

STEP 3: DOOR AND PULL STYLE

MUST SPECIFY

PRICE

VENEER AND PAINTED DOOR

Paint	PAD	No Charge
Veneer	VD	No Charge

INTEGRATED PULL OPTIONS - Applied to Veneer (VD) or Painted (PAD) Doors

Metal, Powder Coat	MIP-62	No Charge
Metal, Wood Accent	WIP-62	+72
Polished Stainless	APSIP-62	+319

LOCKS Coordinated lock color based on finish selections

Door Locks	L-62	+178
------------	------	------

GLASS DOOR Includes flush mount finger pull. Glass Door not available with locks or Integrated Pull.

Aluminum Frame with (colored) Satin Glass Insert	SGD-62	+1,272
--	--------	--------

STEP 4: BASE STYLE Plinth will always be black

MUST SPECIFY

PRICE

Veneer	VB	No Charge
Metal, Powder Coat	MB	+148
Polished Stainless	APSMB-62	+507

STEP 5: POWER OPTIONS AND COMPONENTS

PRICE

POWERPORT May choose (1) PowerPort, Left or Right location. Finish will always be Black.

(2) Simplex, (1) USB-A+C, LEFT	PORT3-USBC-L	+621
(2) Simplex, (1) USB-A+C, RIGHT	PORT3-USBC-R	+621

OPTIONS

Field-Wired (May be required in New York City, Chicago and San Francisco. Check with an electrician for local codes and requirements.)	FW	+97
--	----	-----

COMPONENTS Location comes standard with adjustable shelves if no component is specified.

[] Select desired components for each cabinet location.

A	B
---	---

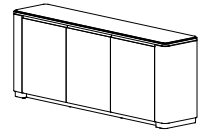
Pull-out Equipment Tray (includes adjustable shelves)	POS-[]	+776
Fixed Vertical Equipment Tray (4RU)	VR2-[]	+790
Slide-out Vertical Equipment Tray (4RU)	VR1-[]	+1,482
Pull-out Waste/Recycling - (2) 27 qt. containers; not available with Glass Door	TF-[]	+1,188
Three drawers (behind one door)	D3-[]	+2,673
Two-Drawer Refrigerator - Not Available		

DRAWER OPTIONS Divider Set finish: Powdercoat - S44 Black | Drawer Liner fabric: Knoll Felt 20 Tar

Divider Set - (9) dividers, three per drawer	CCBO-18	+216
Drawer Liner - (3) liners, one per drawer	CCDL-18	+144



BUFFET HEIGHT



MODEL NUMBER: CCBC-8634

STEP 1: CASE

MUST SPECIFY

STARTING PRICE

Veneer Case	VC	8,852
Painted Case	PC	7,967

STEP 2: TOP MATERIAL Applied to Veneer Case (VC) or Painted Case (PC)

MUST SPECIFY

PRICE

TOP WITH VENEER EDGE		
Veneer (wood finish must be specified)	-V	+1,979
Inset Laminate	-V-P	+1,485
Inset Fenix®	-V-X	+2,744
Raised Gloss Glass	-V-RGG	+2,630
Raised Satin Glass	-V-RSG	+3,396
Recessed Stone	-V-RS	+4,633
TOP WITH PAINTED EDGE		
Inset Laminate	-P-P	+1,485
Inset Fenix®	-P-X	+2,744
Raised Gloss Glass	-P-RGG	+2,630
Raised Satin Glass	-P-RSG	+3,396
Recessed Stone	-P-RS	+4,633

STEP 3: DOOR AND PULL STYLE

MUST SPECIFY

PRICE

VENEER AND PAINTED DOOR		
Paint	PAD	No Charge
Veneer	VD	No Charge
INTEGRATED PULL OPTIONS - Applied to Veneer (VD) or Painted (PAD) Doors		
Metal, Powder Coat	MIP-86	No Charge
Metal, Wood Accent	WIP-86	+216
Polished Stainless	APSP-86	+478
LOCKS Coordinated lock color based on finish selections		
Door Locks	L-86	+267
GLASS DOOR Includes flush mount finger pull. Glass Door not available with Locks or Integrated Pull.		
Aluminum Frame with (colored) Satin Glass Insert	SGD-86	+1,908

STEP 4: BASE STYLE Plinth will always be black

MUST SPECIFY

PRICE

Veneer	VB	No Charge
Metal, Powder Coat	MB	+148
Polished Stainless	APSMB-86	+507

STEP 5: POWER OPTIONS AND COMPONENTS

PRICE

POWERPORT May choose (1) PowerPort, Left or Right location. Finish will always be Black.		
(2) Simplex, (1) USB-A+C, LEFT	PORT3-USBC-L	+621
(2) Simplex, (1) USB-A+C, RIGHT	PORT3-USBC-R	+621

OPTIONS

Field-Wired (May be required in New York City, Chicago and San Francisco. Check with an electrician for local codes and requirements.)	FW	+97
--	----	-----

COMPONENTS Location comes standard with adjustable shelves if no component is specified.

[] Select desired components for each cabinet location.

A	B	C
---	---	---

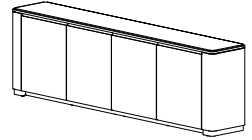
Pull-out Equipment Tray (includes adjustable shelves)	POS-[]	+776
Fixed Vertical Equipment Tray (4RU)	VR2-[]	+790
Slide-out Vertical Equipment Tray (4RU)	VR1-[]	+1,482
Pull-out Waste/Recycling - (2) 27 qt. containers; not available with Glass Door	TF-[]	+1,188
Two-Drawer Refrigerator - B location only; not available with Glass Door	OMDF18-B	+7,241
Three drawers (behind one door)	D3-[]	+2,673

DRAWER OPTIONS Divider Set finish: Powdercoat - S44 Black | Drawer Liner fabric: Knoll Felt 20 Tar

Divider Set - (9) dividers, three per drawer	CCBO-18	+216
Drawer Liner - (3) liners, one per drawer	CCDL-18	+144



BUFFET HEIGHT



MODEL NUMBER: CCBC-11134

STEP 1: CASE MUST SPECIFY STARTING PRICE

Veneer Case	VC	10,180
Painted Case	PC	9,162

STEP 2: TOP MATERIAL Applied to Veneer Case (VC) or Painted Case (PC) MUST SPECIFY PRICE

TOP WITH VENEER EDGE		
Veneer (wood finish must be specified)	-V	+2,276
Inset Laminate	-V-P	+1,708
Inset Fenix®	-V-X	+3,156
Raised Gloss Glass	-V-RGG	+3,024
Raised Satin Glass	-V-RSG	+3,905
Recessed Stone	-V-RS	+5,328
TOP WITH PAINTED EDGE		
Inset Laminate	-P-P	+1,708
Inset Fenix®	-P-X	+3,156
Raised Gloss Glass	-P-RGG	+3,024
Raised Satin Glass	-P-RSG	+3,905
Recessed Stone	-P-RS	+5,328

STEP 3: DOOR AND PULL STYLE MUST SPECIFY PRICE

VENEER AND PAINTED DOOR		
Paint	PAD	No Charge
Veneer	VD	No Charge
INTEGRATED PULL OPTIONS - Applied to Veneer (VD) or Painted (PAD) Doors		
Metal, Powder Coat	MIP-111	No Charge
Metal, Wood Accent	WIP-111	+288
Polished Stainless	APSIP-111	+637
LOCKS Coordinated lock color based on finish selections		
Door Locks	L-111	+356
GLASS DOOR Includes flush mount finger pull. Glass Door not available with Locks or Integrated Pull.		
Aluminum Frame with (colored) Satin Glass Insert	SGD-111	+2,544

STEP 4: BASE STYLE Plinth will always be black MUST SPECIFY PRICE

Veneer	VB	No Charge
Metal, Powder Coat	MB	+148
Polished Stainless	APSMB	+507

STEP 5: POWER OPTIONS AND COMPONENTS PRICE

POWERPORT May choose (1) PowerPort, Left or Right location. Finish will always be Black.		
(2) Simplex, (1) USB-A+C, LEFT	PORT3-USBC-L	+621
(2) Simplex, (1) USB-A+C, RIGHT	PORT3-USBC-R	+621

OPTIONS		
Field-Wired (May be required in New York City, Chicago and San Francisco. Check with an electrician for local codes and requirements.)	FW	+97

COMPONENTS Location comes standard with adjustable shelves if no component is specified.

[] Select desired components for each cabinet location.

A	B	C	D
---	---	---	---

Pull-out Equipment Tray (includes adjustable shelves)	POS-[]	+776
Fixed Vertical Equipment Tray (4RU)	VR2-[]	+790
Slide-out Vertical Equipment Tray (4RU)	VR1-[]	+1,482
Pull-out Waste/Recycling - (2) 27 qt. containers; not available with Glass Door	TF-[]	+1,188
Two-Drawer Refrigerator - B location only; not available with Glass Door	OMDF18-B	+7,241
Three drawers (behind one door)	D3-[]	+2,673

DRAWER OPTIONS Divider Set finish: Powdercoat - S44 Black | Drawer Liner fabric: Knoll Felt 20 Tar

Divider Set - (9) dividers, three per drawer	CCBO-18	+216
Drawer Liner - (3) liners, one per drawer	CCDL-18	+144



Appendix



GENERAL INFORMATION

This price book supercedes all previous versions.

Before placing your order, confirm you have all required information necessary. Lead times for orders begin after all required information is included and correct.

Delivery Information

We know lead times are important and sticking to them even more so. We work to maintain a 6-8 week lead time on all standard products in this book from receipt of a clean order. All orders are acknowledged with an approximate shipping date and will be invoiced with the price in effect at the date the purchase order is received.

Shipping charges are prepaid (within the continental U.S.). Therefore, pricing is a delivered price based on normal ground transportation. If you have special instructions, need to ship by air, or are shipping to Alaska or Hawaii, contact Nucraft Customer Service. Nucraft can also help arrange to have products blanket wrapped for an additional charge. Contact the Nucraft Customer Service team or specify it on your purchase order.

Minimum Freight Charge: Any order below \$2,800 net will be assessed a \$450 net minimum freight charge (one per order).

Orders are subject to acquiring the materials required for manufacturing. Fulfillment can be affected by strikes, fires, embargoes and acts of government. These elements are beyond our control.

Nucraft offers a variety of services to accommodate a wide range of delivery requirements. Availability of these services is dependent on a number of factors and may not be offered with all shipments. Examples of delivery services that have additional fees include:

- Specific date within our standard 3-5 day delivery window (for orders under \$50,000 net)
- Specific time of day, morning or afternoon (for orders under \$50,000 net)
- Delivery to a warehouse before delivery to its final destination (unless product is picked up at the warehouse)

Contact the Nucraft Customer Service team for availability and pricing on these services.

Freight Terms

Shipping charges for Nucraft products are prepaid for standard delivery in the continental United States. Standard delivery is defined as follows: Product is delivered on a 53' trailer being pulled by a long-haul tractor (total length of 85'). Facility will receive delivery Monday through Friday between the hours of 8:00 AM and 4:00 PM. Facility has docks with levelers and a fork truck for unloading. Product will be loaded on load bars two levels high. Receiving facility is responsible to have personnel on hand to unload the truck upon arrival, drivers do not unload. Delivery sites or times that do not meet this criteria will be accommodated, but will typically incur a charge to cover additional shipping costs. Please notify Nucraft in advance of the shipment if this is the case and the additional charge (if any) will be determined by Nucraft.

Product ships FOB dock. The customer obtains title to their product and materials, and assumes the risk of loss for them, upon shipment from Nucraft's facilities.

Storage

Nucraft has no storage facilities for finished product. If a customer cannot accept an order when it is ready for shipment, the customer must designate an alternative shipping address. If no address is provided, Nucraft may, at its discretion, transfer the product to storage. If product is transferred to an off-site storage facility, the customer may be charged for transportation to the facility and for any associated storage fees. Nucraft considers transfer of the product to a storage facility the equivalent of shipment, including invoicing and payment. Customers assume the risk of damage or loss during storage.

Transportation Times and Delays

Third party carriers that Nucraft contracts with will make reasonable efforts to accommodate requested delivery times and dates. Scheduled delivery appointments may, however, be delayed for a variety of reasons, including inclement weather, traffic, transportation equipment problems, and delays encountered at other delivery locations along the delivery route. Nucraft does not recommend scheduling activities that depend on the delivery appointment (for example, scheduling furniture installers to install furniture the day of the delivery appointment). Nucraft shall not be liable for any costs incurred as a result of a missed delivery appointment.

Shipment Damage Claims

Legal title to merchandise passes to the buyer upon acceptance by the carrier. **Inspect all cartons upon delivery.** Details of visible damage should be noted on the delivery receipt. Do not install product if damage is found upon inspection. The carrier should be notified by the buyer to inspect the merchandise, and file a claim immediately. If visible damage is not apparent, sign the delivery receipt "No visible damage." This will allow recourse for a concealed damage claim. Although most claims for transportation damages must be filed against the carrier within nine months of the date of delivery, concealed damage claims must be filed within 15 days of receipt.

Do not destroy packing materials until shipment has been inspected. Then proceed to file a claim with the carrier.

Failure to make any claims against Nucraft within 10 days shall constitute acceptance of the merchandise and a waiver of any defects, errors or shortages discovered upon inspection.

Cancellations

Cancellations must be reviewed by our Customer Service team. Because we build your products to order, orders cannot be cancelled once processing has begun. Processing includes but is not limited to development of shop drawings and other engineering drawings. If cancellation is approved, a processing fee of 20-100% will be assessed based on the status of the order.

Change Order Policy

Nucraft will make every attempt to honor any reasonable change request to product provided that the request is received prior to start of production. Change orders will be accepted only if the request is made in writing and received in time to make the change. Nucraft reserves the right to increase our acknowledged price and ship date if necessary to make the requested changes. Please submit any change order request to our Customer Service team. Nucraft will assess charges to the customer as stipulated in the following:

- Standard Orders: Change orders received prior to production will be charged \$400 net to cover administrative costs.
- Special Orders: Change orders received prior to production will be charged \$400 net to cover administrative costs. There may be additional costs associated with engineering labor required for the change order.
- Change orders received after production must be evaluated by Nucraft. If approved, the charge will be \$400 net plus any restocking charges accumulated. There may be additional costs associated with engineering and/or manufacturing labor, as well as material costs, required for the change order.



GENERAL INFORMATION

Repair Authorization

Prior written approval is required for repairs of merchandise charged to Nucraft. Failure to do so will result in customer funded repairs.

Payment Terms

Deposits are required at the time of order due to the custom nature of our products. See information regarding Cancellations above.

Credit terms are available to qualified customers. Please contact AR@Nucraft.com to start the application process. Note that the credit application process requires a valid sales tax exemption or resale tax certificate, Form W-9, and three current trade references.

Credit Card Payments are accepted via web portal. Please contact AR@Nucraft.com for payment instructions. Note that a 2% convenience fee will be added for using this payment method and no early pay discounts are allowed on credit card payments.

Warranty

Nucraft Furniture is warranted to be free from defects in materials and workmanship for a period of ten years of single shift use. Limitations include:

- Mechanical Devices such as latches, casters, and other moving components are warranted for five years of the date of original delivery.
- Height adjustable components are warranted for two years of the date of original delivery.
- The following are warranted for one year of the date of original delivery:
 - Textiles
 - Electrical Components
 - Refrigeration Units
 - Custom Products not described in Nucraft's Catalogue

This warranty is applicable only if furniture is properly installed and maintained in an office environment. This warranty extends only to products manufactured and sold in North America and only to original purchasers acquiring new Nucraft product through authorized dealers or approved sellers.

During this warranty period, Nucraft's sole obligation is to repair or replace, at Nucraft's discretion, products which prove to be defective during the warranty period.

This warranty does not cover:

- Damage caused by a carrier.
- Damage from user modification, misuse, abuse, accident, or negligence.
- Customer's Own Material (COM) specified by the customer that is not a standard product offering.
- Color, grain, or texture of wood and other covering material.

Nucraft extends no other warranties, expressed or implied, including warranty of merchantability or fitness for a particular purpose. Nucraft shall not be liable for loss of time, inconvenience, commercial loss, incidental or consequential damages.

Environmental Statement

Nucraft is committed to supporting responsible environmental policies and practices in all that we do. We strive for sustainability, weighing our business decisions against the costs to the ecological, social and economic systems they affect.

Our products are manufactured to meet the credit requirements of the U.S. Green Building Council's LEED rating systems in one or more of the following categories:

- Recycled Content
- Certified Wood
- Low-Emitting Materials

Computer Aided Planning

Nucraft products and pricing are available on CD via 2020 Cap, an AutoCAD®-based space planning tool.

2020 Cap is an integrated software system developed specifically for interior designers and facility planners to enhance workplace performance. This modern suite of applications works together seamlessly, in concert. Navigate catalogs, select products, design in plan view and 3D, assign options, create worksheets and build a project where you want, when you want. Take your pick. It's dynamic and interactive. Design projects are a work in progress. And now you can perform any of the many discrete tasks that go into a project any time, any place.

For additional information, you may contact 2020 Cap direct at 800-227-0038.

iSpec®

Nucraft offers a free online product configuration and specification service that saves you time and allows you to be creative while leaving the nuts and bolts to someone else. No specific software is required, nor is there any learning curve. This service applies to all Nucraft products. For additional information, call 1-877-NUCRAFT and ask for the iSpec Team or log on to www.nucraft.com/ispec.



FINISH INFORMATION

Surface Materials Palette

We crafted our materials palette using the same demanding standards that distinguish our furniture. Thoughtful design and attention to every detail elevate your possibilities.

Anchored by NuCraft veneers, unrivaled for clarity, quality, and depth of finish, our collection of surface materials comprises a sophisticated set of balanced elements that supports your design vision.

Some elements have their roots in NuCraft's rich heritage. Others are new materials and reflect current trends and taste. Together, they ensure that you're ready for today and positioned well for the future. Beautifully.

Custom Finishes

NuCraft specializes in expert custom finish matching. For a nominal upcharge we can provide custom finishes, and we are frequently asked to match the finishes of other furniture manufacturers. For finishes that appear unusual to match or for customers directly requesting a sample, a finish sample will be sent for approval prior to entering the order.

Custom finishes requiring colored varnishes to create a painted look can only be applied to Maple veneer and require one extra week in addition to the standard lead time. NuCraft's standard black finish (G82) can be applied to all NuCraft standard veneers. Walnut is the standard black veneer. Other species must be specified when ordering.

Clear coat on a special veneer requires an approved sample.

Custom finishes carry a 10% upcharge per item, per finish, capped at \$1,975 List.

Custom finish upcharges are not applied to any item that is not wood. Example: casters, ganging connectors, power options..

Treatments

Note: Default veneer sheen will vary per finish and product. Default finish is bolded on pages vi-vii. If no direction is provided on incoming orders, default sheen will be selected. In addition, default veneer cut is noted in the price list. If no direction is provided on incoming orders, default cut will be selected.

Gloss: Gloss is a durable finish that tends to nicely mask normal wear and leaves wood grain visible to the eye. It achieves a medium gloss open pore appearance (40 – 50 sheen range). Finish numbers preceded by the letter "G" indicate a Gloss finish.

Matte: Like Gloss, Matte is durable, tends to nicely mask normal wear and leaves wood grain visible to the eye. It achieves a low luster, open pore appearance (10 – 20 sheen range). Finish numbers preceded by the letter "M" indicate a Matte finish.

Since each veneer type responds differently to both types of treatment, all will have a distinctive look and feel when finished. For example, a Walnut veneer with a Gloss treatment will remain much more textured than a Cherry veneer with the same treatment.

About the Wood

All NuCraft veneers are carefully selected for uniformity of color and grain. Still, wood is a natural substance and minor variations may occur due to its own uniqueness. Because of this, the furniture you receive may not be an exact match to our samples.

NuCraft takes great pride in our finish color consistency. However, wood is a natural product that will have color variation within a single piece of furniture, as well as from one piece to the next. Other factors also affect color over time, such as exposure to light (both intensity and duration). For example, lighter finishes cause more variation in colors over time.

In cases where a returning customer wants a precise match with existing furniture, we recommend sending a sample of the existing furniture finish. Please contact NuCraft Customer Service to determine an appropriate sample. This will ensure a finish match between old and new orders. This type of order is considered a control sample. There will be a 10% upcharge on an order of this type. Due to natural aging of veneers, natural finishes may vary.

Care and Maintenance of Wood Finishes

Our finish material is a crystal clear, urethane acrylic blend. This type of finish may be repaired in the field by a qualified refinisher.

NuCraft recommends using a damp cloth to clean your fine wood furniture. Always wipe with the grain of the wood. Should your wood furniture require a more thorough cleaning, we recommend using a mild cleaner such as Joy dish soap or Murphy's oil soap, thoroughly diluted in water (one part soap to thirty parts water). Water will not damage NuCraft's finish, but it may leave surface spots when it dries. To avoid this, dry the surface with a soft cloth after it is cleaned. Marks that cannot be removed with the cleaning methods above may be able to be removed using naphtha, a mild degreasing solvent.

Caution: while the use of polishes that contain wax, petroleum solvents or silicones may immediately enhance the "shine" of a product, it may also eventually remove the fine original finish applied in our factory. Silicone on the surface of wood may also make it very difficult to respray or refinish.

All NuCraft furniture is inspected and polished before it leaves our factory. In some instances, the packing materials may imprint on the factory polish. Cleaning and polishing the furniture once it is unpacked will normally restore the furniture to its original beauty.

In some cases, the rubber support feet used on the bottom of common office equipment (teleconferencing phones, laptops, microphones, copiers, etc.) can create unsightly marks in the surface of wood tops, due to oxidation of the lacquer finish. We suggest these machines be placed on a protective type of padding, such as felt.

Wood will fade as a result of exposure to UV light. This is particularly prevalent with light finishes. If color changes due to fading are a concern for your application, the impact can be minimized by selecting medium to dark stains for your wood surfaces. Our top coat includes a UV inhibitor which makes the finishes less prone to fading.



FINISH INFORMATION

Laminates

Selected Formica® and Nevamar® laminates are available on Training Tables, Conference Tables, Conference Room Furniture and select Occasional Tables. For standard laminate and wood pricing, refer to individual item pricing columns.

Non-Standard Laminates and Linoleums

To order a color other than those on our list (see pages vi-vii), refer to Nevamar or Formica standard grade, matte texture laminate offerings and Forbo Furniture Linoleums (excluding manufacturers' non-standard matte offering).

- For approved non-standard laminates with a hardwood edge, the upcharge is 10% of the base price per laminate color with a minimum of \$500 and capped at \$1975.
- For approved non-standard laminate with a standard ABS edge, the upcharge is \$175 per laminate color.
- For approved non-standard laminates with a non standard ABS edge, please contact customer service.

To ensure your non standard laminate is on our approved list, please contact customer service. Add one week to the lead-time for all non-standard laminate and linoleum orders. Call the Nucraft Customer Service team for quotes on premium grades and laminates. Mirror and metal laminates are not available.

Care and Maintenance of Laminate and Novawrap

Laminate and Novawrap surfaces may be cleaned with a damp cloth and ordinary soap or non-abrasive household liquid detergent. Dry the surface with a clean cloth or soft paper towel to prevent streaks from appearing.

Care and Maintenance of Metal

Metal surfaces can be wiped with a damp cloth and rubbed dry. A mild non-abrasive household liquid detergent can be used if necessary. Regular maintenance of metal components, including tightening of fasteners and light lubrication of moving parts, will extend the life of your furniture.

Satin Etched Glass

Glass color may vary slightly on multi-piece conference table tops over 180" x 60" when satin etched glass is specified due to the iron content and etching process of the glass.

Care and Maintenance of Glass

Clear or frosted glass may be cleaned with commercial glass cleaner. Be sure to use a lint-free cloth if cleaning the frosted side of the glass.

Stone and Solid Surface Material

Despite its reputation for durability, natural stone can easily be broken during handling and/or installation if proper techniques are not followed. In addition, Nucraft is not responsible for the installation of natural stone or solid surface materials on its products. Therefore, installers specifically trained in the installation of these materials must be utilized to ensure a quality installation. Nucraft shall not be liable for any damages incurred during the handling and/or installation of natural stone or solid surface materials on its products.

Care and Maintenance of Granite

Granite surfaces may be cleaned with a damp cloth and ordinary soap or non-abrasive household liquid detergent. Dry the surface with a clean cloth or soft paper towel to prevent streaks from appearing.

Care and Maintenance of Leather

Genuine leather requires very little care. Nucraft recommends that leather be dusted regularly. If a more thorough cleaning is needed, use lukewarm water and a mild, non-abrasive soap. Generate some lather and lightly rub the surface with cheesecloth. Rinse off any soap film with clean water and towel dry. The leather may dry dull. To restore the leather to a normal gloss, rub it with a clean towel. Never use furniture polish, oil, varnish or ammonia. Saddle soap may be used to prevent the leather from becoming brittle or cracked and to maintain the original supple finish.

Touch Up Finish Kits

Model #	Description	Price
KIT-M	Metal Kit	80
KIT-P	Paint Kit	80
KIT-S	Stain Kit	80

REQUIRED INFORMATION:

(ORDER CANNOT BE ENTERED WITHOUT THIS INFORMATION)

- Kit model number
- Quantity of kits
- Specify finish (See pages vi-vii)

General Information:

- Touch-up kits must be ordered on a purchase order separate from Nucraft product due to Hazmat shipping



COMPATTA™ CREDENZA SURFACE MATERIALS

WOOD FINISHES

STANDARD

Default veneer sheen will vary per finish and were determined by a team of experts who reviewed the colorways to determine if gloss or matte best highlighted the natural characteristics of the species of wood and the color of the stain. Default finish is bolded. If no direction is provided, default sheen will be selected.

	Matte	Gloss
Ash		
Blanco	M44	G44
Char	M50	G50
Rift Cut Oak		
Carbon	M03	G03
Flat Cut Oak		
Dune	M05	G05
Portobello	M7413	G7413
Flaky Oak		
Sahara	M61	G61
Cherry		
Cognac	M21	G21
Auburn	M93	G93
Walnut		
Marron	M35	G35
Mocha	M33	G33
Zinc	M30	G30
Onyx	M82	G82
Otter	M31	G31
Maple		
Natural Maple	M60	G60
Linea		
Oak Linea	M08	G08
Walnut Linea	M27	G27
Euro Birch Linea	M09	G09
Silver Birch Linea	M10	G10
Paldo		
Thicket	M75	G75
Paldo	M76	G76
Canyon	M77	G77

METAL FINISHES

Powder Coat

Aged Bronze	A8010
Black	A44
Burnished	A8009
Cloud	A8004
Foil	A8006
Galaxy	A8007
Satin Bronze	A8011
Shadow	A8005
Storm	A8012

Metal

Clear Anodized	CA
Polished Stainless*	APS
Satin Bronze Plating*	SBP

*Up-Charge applies.

PAINTS

	Code	High Sheen
Aged Bronze	S8010	
Black	S44	
Burnished	S88	
Cloud	S8004	HS8004
Foil	S8006	
Galaxy	S8007	
Moonlight	S87	HS87
Satin Bronze	S8011	
Shadow	S8005	
Storm	S8012	

Paint to Match

To request a custom paint color, contact NuCraft Customer Service. A paint sample must be matched and approved prior to order.



STONE TOPS

Stone orders may affect lead times. Please contact NuCraft Customer Service for details.

		Subtop Paint Color
Quartz Cambria® Signature		
Ainsley	STC100	S8004
Armitage	STC101	S44
Bellingham	STC102	S8004
Berkeley	STC103	S8004
Berwyn	STC104	S8004
Blackbrook	STC105	S44
Bradshaw	STC106	S8004
Bradwell	STC107	S8004
Cambria Black	STC109	S44
Carrick	STC110	S44
Clifton	STC112	S8004
Colton	STC113	S8004
Crowndale	STC114	S8004
Devon	STC115	S44
Fairbourne	STC116	S8004
Fieldstone	STC117	S44
Halewood	STC119	S8004
Hermitage	STC120	S8004
Highgate	STC121	S8004
Kendal	STC122	S8004
Laneshaw	STC124	S44
Malvern	STC125	S8004
Montgomery	STC128	S8004
Nevers	STC129	S8004
New Quay	STC130	S8004
Pendle Hill	STC131	S8004
Praa Sands	STC132	S8004
Rose Bay	STC133	S8004
Sandgate	STC135	S8004
Smithfield	STC136	S8004
Summerhill	STC137	S8004
Sutherland	STC138	S8004
Swanbridge	STC139	S8004
Torquay	STC140	S8004
Travella	STC141	S8004
Weybourne	STC143	S8004
Whitney	STC144	S8004
Woodcroft	STC146	S44

Quartz | Cambria® Luxury

Abbey	STC147	S8004
Annicca	STC148	S8004
Baybridge	STC149	S8004
Beckington	STC150	S8004
Bentley	STC151	S8004
Blackpool Matte	STC152	S44
Brittanica	STC153	S8004
Brittanica Gold Cool	STC154	S8004
Brittanica Gold Warm	STC155	S8004
Brittanica Warm	STC156	S8004
Clovelly	STC158	S8004
Delamere	STC159	S44
Delgatie	STC160	S8004
Ella	STC161	S8004
Everleigh	STC162	S8004
Gladstone	STC163	S8004
Golden Dragon	STC164	S44
Hailey	STC165	S8004
Harlow	STC166	S8004
Hemsworth	STC167	S8004
Huntley	STC168	S8004
Inverness Bristol Bay	STC169	S8004
Inverness Bronze	STC170	S8004
Inverness Cobalt	STC171	S8004
Inverness Everleigh	STC172	S8004
Inverness Platinum	STC173	S8004
Inverness Swansea	STC174	S8004
Ironsbridge	STC175	S8004
Iverness Frost	STC176	S8004
Iverness Gold	STC177	S8004
Ivybridge	STC178	S8004
Lakedale	STC179	S8004
Mayfair	STC181	S8004
Mersey	STC182	S44
Notting Hill	STC183	S8004
Oakleigh	STC184	S8004
Portrush	STC185	S8004
Queen Anne	STC186	S8006
Skara Brae	STC187	S8004
Southport	STC188	S8004
White Cliff	STC189	S8004

Quartz | Wilsonart

Carrara Codena	ST21	S8004
Serene	ST17	S8004

Stone

Absolute Black Honed Granite	ST01	S8007
Carrara Marble	ST16	S8004



GLASS (SATIN OR GLOSS)

	Satin	Gloss
Black	BS	-
Clove	VS	VG
Meringue	MS	MG
Quill	QS	QG
White	WS	WG

Note: Due to color variation inherent in the natural acid etching process, Satin Etched Glass is not available on tables longer than 180" or wider than 60"

GLASS DOOR OPTION (SGD)

Black Matte Frame - Gray Satin Glass	AF016-XGS
Arctic Silver Frame - Bronze Satin Glass	AF016-ASBS

FENIX

	Code
Bianco Kos	0032
Grigio Bromo	0724
Nero Ingo	0720
Grigio Efeso	0725

LAMINATES

Wood Grain Laminates

	Code
Formica White Ash	8841-58
Formica Natural Ash	8843-58
Formica Aged Ash	8844-58
Formica Weathered Ash	8842-58
Formica Oiled Legno	8846-58
Formica Bleached Legno	8845-58
Formica Blackened Legno	8848-58
Formica Urban Planked Oak	9312-58
Formica Thermo Walnut	6402-58
Formica Smoky Brown Pear	5488-58
Formica Espresso Pear	5489-58
Formica Pecan Woodline	5883-58
Formica Chestnut Woodline	5884-58
Formica White Knotty Maple	7410-58
Formica Sand Maple	9237-58
Formica Planked Coffee Oak	7413-58

Solid Laminates

	Code
Formica Brite White	459-58
Formica Dover White	7197-58
Formica Pearl	934-58
Formica Graystone	464-58
Formica Folkstone	927-58
Formica Graphite	837-58

Patterned Laminates

	Code
Nevamar Cool Chic	VA7002T
Nevamar Serene Stardom	VA5001T
Nevamar Calm Distinction	VA6001T
Nevamar Easy Elegance	VA5002T
Wilsonart Sheer Mesh	4876-38
Wilsonart Grey Mesh	4877-38
Wilsonart Pewter Mesh	4878-38



COMPAT^TA CREDENZA SURFACE MATERIALS

FABRICS

Knoll Felt* | K1207 | Grade C

Ivory	1
Apple	3
Canary	5
Poppy	7
Cadet	11
Mocha	15
Pewter	17
Tar	20

UltraFabrics Brisa Original | 533 | Grade B

French Vanilla	3866
Birch	3019
White	5747
Bone	3822
Shiitake	3022
New Sand	3946
Bark	3914
Peat	3200
Canyon	3825
Coffee Bean	3023
Black Onyx	5749