Fuel Surcharge

Add 3% to net price.

# CROSSBEAM

## Planning Guide + Price List

QUICK LINKS


PLANNING GUIDE

CROSSBEAM PRICING

POWER AND DATA OPTIONS

GENERAL INFORMATION

FINISH INFORMATION

SURFACE MATERIALS

# TABLE OF CONTENTS

**Click the shortcuts below to jump to each section.**


| | |
|---|---|
| General Information | ii-iii |
| Finish Information | iv-v |
| Surface Materials | vi-vii |
| Specification Overview | 3 |
| Planning Guide | 4 |
| Price List | 13-17 |
| Rectangle Table With Power Drawer | 13-14 |
| Rectangle Table Without Power Drawer | 15 |
| Power and Data Options | 16-17 |


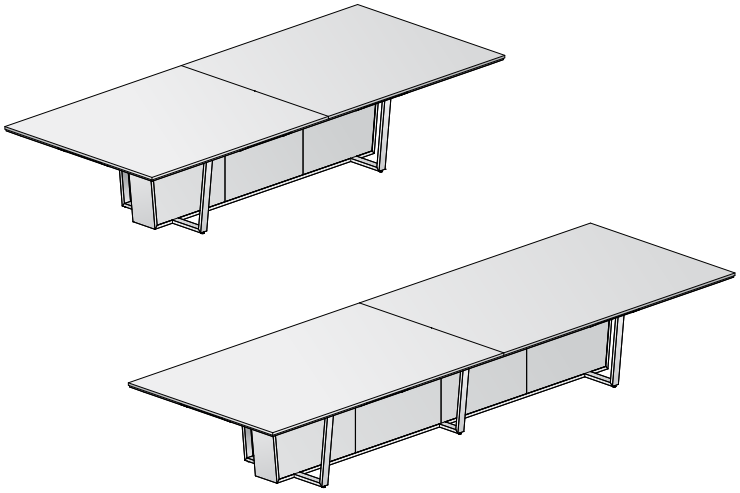

# SPECIFICATION OVERVIEW

**1. Select the Table Size**
Crossbeam tables are available from 120” to 240” in length.

**2. Select the Top Material and Edge Profile**
Crossbeam tables are available with laminate, veneer, glass, solid surface and stone top options. Edge profile options are Square and Knife edge.

**3. Select the Metal Finish**
Crossbeam metal elements can be specified in a variety of powder coated finishes.

**4. Select the Center Base Material**
The center base of Crossbeam tables features removable panels to access the interior cavity of the base. These panels can be specified with veneer, paint, laminate, Chemetal or acrylic finishes.

**5. Select the Power Option (Optional)**
Crossbeam tables can be specified with or without power. Power options include:

- Table top: Power Matrix (Compact version) can be specified in a variety of locations and quantities
- Below Table top: Power Drawers, the quantity and locations of which are pre-determined based on table size.

# DETAIL OVERVIEW

## CROSSBEAM TABLE

With its attention to detail, the Crossbeam table provides a fresh angle on premium conference room products. Designed for large group gatherings, high-end formal conference rooms and board rooms, this table brings inspiration and sophistication to any conference room.

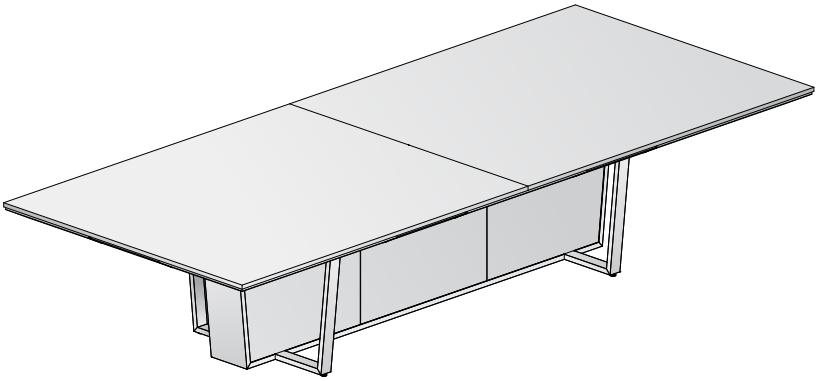

### Center Base

The center base on Crossbeam provides a substantial visual element, robust in length while at the same time narrow in width. This design hides cables, stores technology and covers floor outlets delivering building power and AV connections. Side panels are offered in veneer, paint, laminate, Chemetal and acrylic options for a broad aesthetic variety.

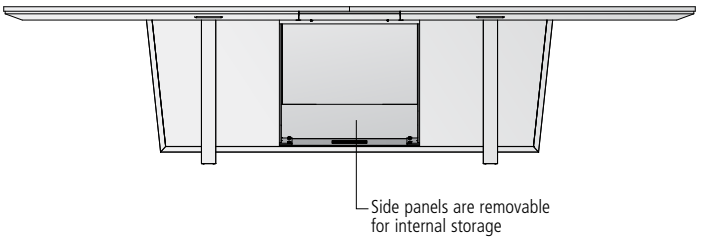


### Cross Legs

In contrast to the strong visual of the center base, the metal cross legs on Crossbeam are much lighter in visual appearance, offering a dichotomy in scale on the same table. The cross legs are available in a wide range of powder coat options and are spaced to always fall between chairs based on the seating capacity for each table size.

### Edge Profiles

Crossbeam tables are available with two edge profile options, square and knife, offering alternate aesthetic options for a thicker or thinner appearance (excluding solid surface and glass tops).

**Square Edge Profile**

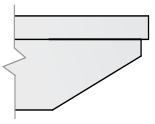

**Knife Edge Profile**

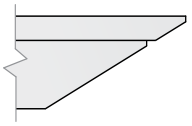

### Power Drawers

Discreetly incorporated into the apron of the table, Power Drawers provide convenient yet covert access to power and AV connectivity while leaving the table surface uninterrupted. The quantity of Power Drawers per table is determined based on the size of the table.

**Crossbeam Table with Power Drawers**

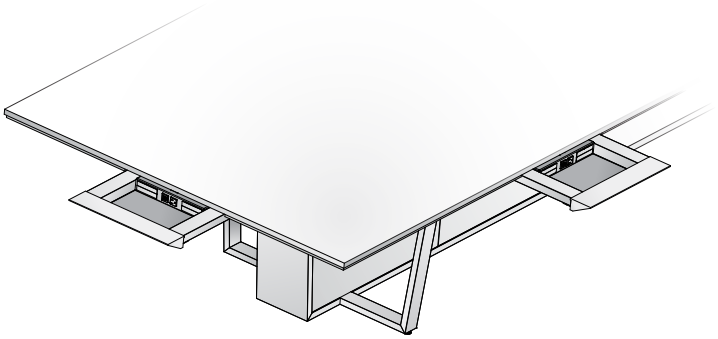

# UNDER SURFACE POWER OPTION: POWER DRAWER

## POWER DRAWERS

Discreetly incorporated into the apron of the table, Power Drawers provide convenient yet covert access to power and AV connectivity while leaving the table surface uninterrupted. The quantity of Power Drawers per table is determined based on the size of the table. The drawer front features the same profile as the apron, allowing it to blend seamlessly into the table design so technology is unobtrusive. Power drawers pull out 11 inches beyond the edge of the table. A small gap at the top of the drawer front allows the drawer to be closed while cables are connected to devices on the table top. Connectivity options includes power (simplex and charging USB) as well as Extron Architectural Adaptor Plates (AAPs) for easy customization of AV connectivity. The leather-lined drawers also provide storage for extra cables or other items.

When Power Drawers are specified, Crossbeam tables include a modular electrical system within the center base of the table, allowing for a single point of connection to building power. This connection can be either hardwired or corded (which requires a 20-amp power outlet in the floor monument), both of which are included with the table. See page 12 for more information on this electrical system.

**Power Drawer**

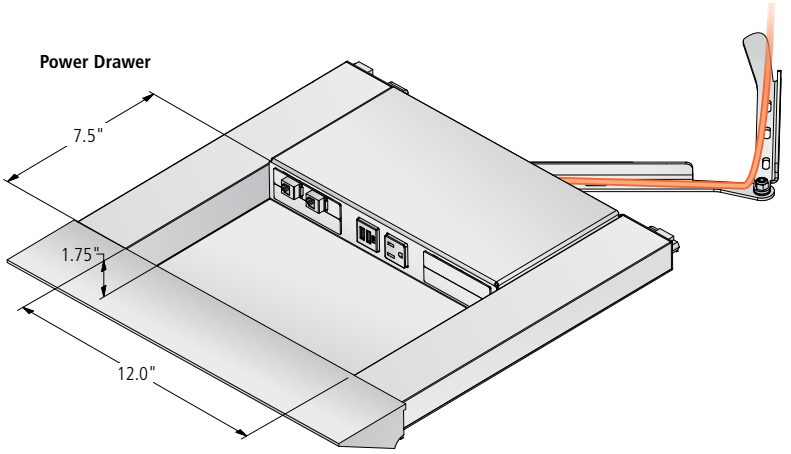


**Power Drawer Dashboard**

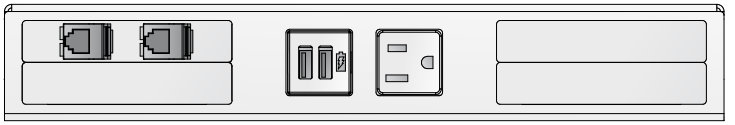

**Wire Management Gap Between Table Top and Power Drawer**

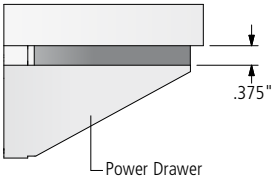


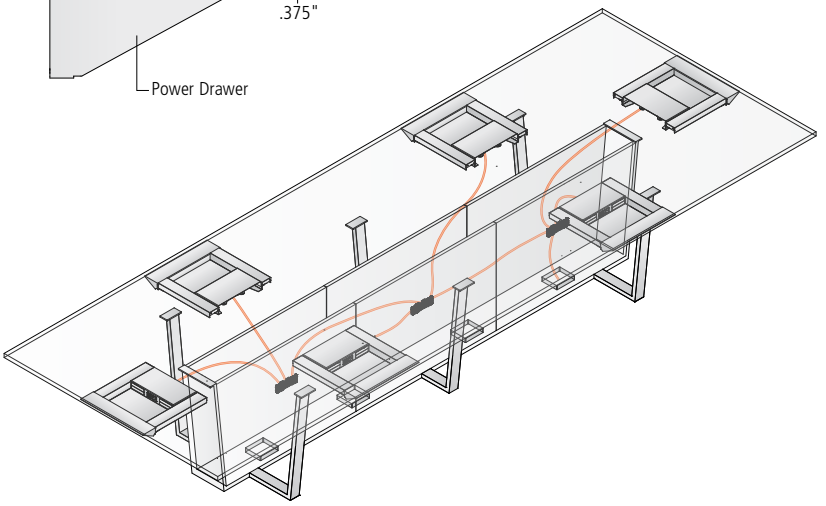

## POWER DRAWERS PER TABLE SIZE

The quantity of Power Drawers per table is determined based on the size of the table.

| TABLE SIZE | SEATING CAPACITY | POWER DRAWERS PER TABLE | POWER DRAWERS PER LONG SIDE | POWER DRAWERS PER END | TOTAL # OF RECEPTACLES | TOTAL # OF USB-A PORTS | TOTAL # OF RJ-45 CONNECTORS | BLANK FACEPLATES |
|---|---|---|---|---|---|---|---|---|
| 120 x 60 | 10 | 4 | 1 per side | 1 per end | 4 | 8 | 8 | 12 |
| 144 x 60 | 12 | 6 | 2 per side | 1 per end | 6 | 12 | 12 | 18 |
| 168 x 60 | 14 | 6 | 2 per side | 1 per end | 6 | 12 | 12 | 18 |
| 192 x 60 | 16 | 6 | 2 per side | 1 per end | 6 | 12 | 12 | 18 |
| 216 x 60 | 18 | 10 | 4 per side | 1 per end | 10 | 20 | 20 | 30 |
| 240 x 60 | 20 | 10 | 4 per side | 1 per end | 10 | 20 | 20 | 30 |

# TABLE TOP POWER OPTION: POWER MATRIX COMPACT

For table top access, Power Matrix is offered in various quantities based on table length and location choice.

## POWER

Power Matrix units feature one simplex receptacle and a dual USB charger for power connectivity. Where more power is desired and AV connectivity is not required,
an optional version includes three simplex receptacles and a dual USB charger with no Extron AAPs (see below).

## DATA/AV FACEPLATES

Power Matrix includes three Extron Architectural Adaptor Plates (AAPs) for unparalleled flexibility in data and AV connectivity. One faceplate includes two RJ-45 (Data) connectors and two faceplates are blank. Optional faceplates provide a wide range of AV connectivity choices.

## DESIGN

Power Matrix units feature a clear anodized aluminum body and a bezel-free flush mount design on wood tables for an elegant appearance. Laminate, solid surface, stone, and glass table tops include a bezel, available in powder coat, polished chrome, blackened nickel plating, or clear anodized finish options.

## PERFORMANCE

Friction hinges ensure smooth travel through the door's range of motion and can hold the door in any position. Hidden door stops maintain the minimalist aesthetic. Cable storage is both concealed and ample.

## DOORS

Power Matrix is offered in multiple door material options, including metal, glass and grain-matched wood cut from the same
table top.

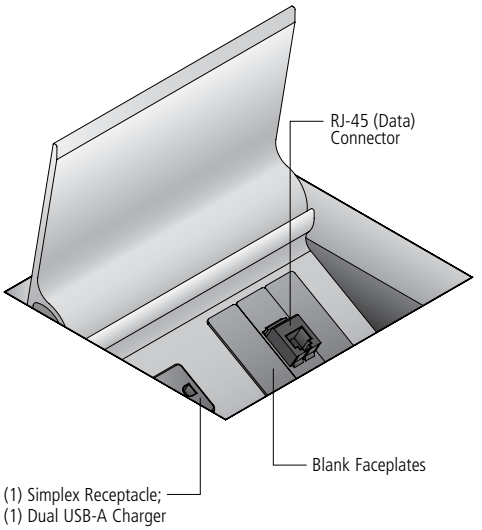


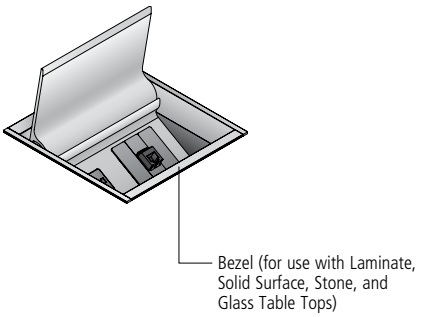


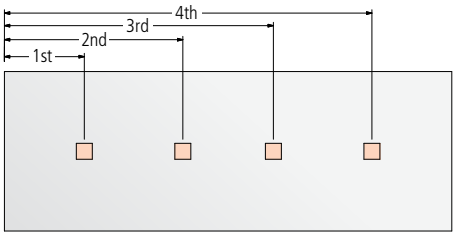


### Power Matrix Locations

| Table Length (inches) | Center of 1st Power Matrix | Center of 2nd Power Matrix | Center of 3rd Power Matrix | Center of 4th Power Matrix |
|---|---|---|---|---|
| 120 | 29 | - | - | 91 |
| 144 | 29 | 54 | 90 | 115 |
| 168 | 29 | 72 | 96 | 139 |
| 192 | 29 | 72 | 120 | 163 |
| 216 | 29 | 90 | 126 | 187 |
| 240 | 29 | 72 | 168 | 210 |

# TABLE TOP POWER OPTION: POWER MATRIX COMPACT

## STANDARD CONFIGURATION

Power Matrix is offered with a pre-determined quantity of simplex outlets and AV faceplates. An optional dual 2 amp USB charger (1 amp per port) replaces one of the simplex outlets.

**Compact**

- Single door design
- 5.375” x 6” cutout
- Two simplex outlets
- Three AV faceplates. Standard configuration includes two blank faceplates and one faceplate with two RJ-45 (data) connectors.
- (1) 12’ plug-in infeed cord

**Standard Configuration**

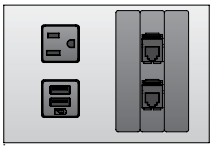

**Optional Configuration**



## DIMENSIONS

The compact Power Matrix unit includes a low-profile pan beneath the work surface to conceal the unit.

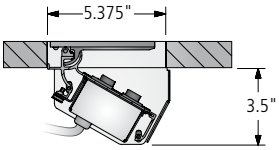


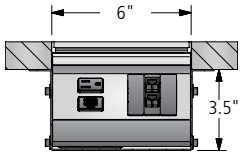


## LOCATIONS

Power Matrix units can be specified with one at each end, or four equally spaced.

## MODULAR ELECTRICAL SYSTEM

When Power Matrix units are specified, Crossbeam tables include a modular electrical system within the center base of the table, allowing for a single point of connection to building power. This connection can be either hardwired or corded (which requires a 20-amp power outlet in the floor monument), both of which are included with the table. See page 12 for more information on this electrical system.

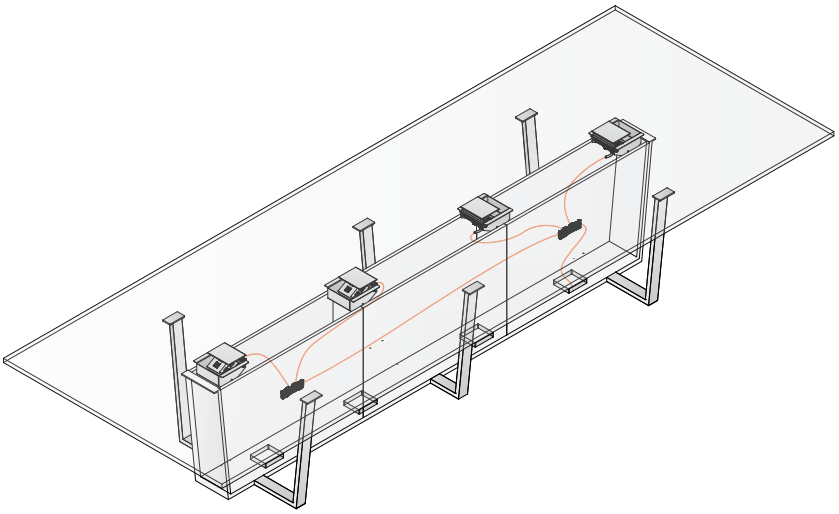

# WIRE MANAGEMENT

## PRE-WIRED ELECTRICAL SYSTEM

With Crossbeam, connections to building power include hardwired or direct plug-in infeed options, both of which are included with the table. Key elements of the pre-wired electrical system include:

- 4-wire, 20-amp modular electrical system
- All tables are pre-wired on a single circuit
- When connected to building power via the direct plug-in infeed, a 20-amp outlet is required. The direct plug-in infeed is 84" long.
- When connected to building power via the hardwired infeed, a licensed electrician is required to complete the hardwire connections to the building's power source. The hardwire power infeed is 84" long.
- Neutral (white) wires are 10 gauge, hot and ground wires are 12 gauge
- All electrical components satisfy National Electrical Code (NEC) requirements and are UL listed

**Electrical Diagram — Hardwire Power Infeed Only**

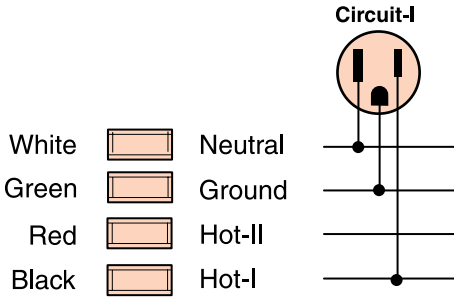


## FIELD-WIRED

Some local electrical codes may require field-wiring during installation. In such instances, a Field-Wired option may be specified. In this configuration, each Power Matrix unit will be supplied with a 6' conduit with hot, ground and neutral wires.

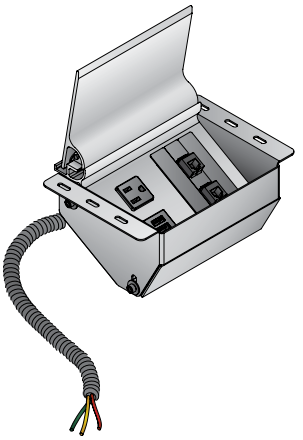

# BASE CUT-OUT LOCATIONS

Crossbeam's center base provides multiple locations from which building power (floor cores) can be accessed. The location of these 5” x 5” square cut-outs, as measured from the end of the table, vary based on table length and are documented in the drawings below.

**120" Tables**

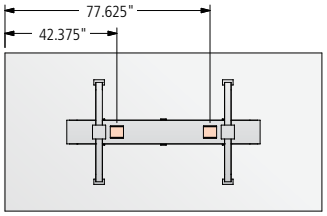


**192" Tables**

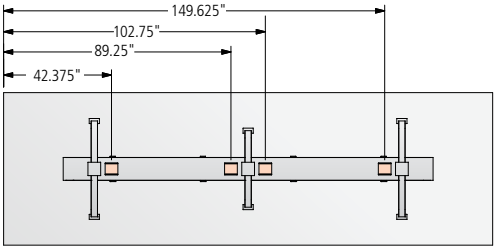


**144" Tables**

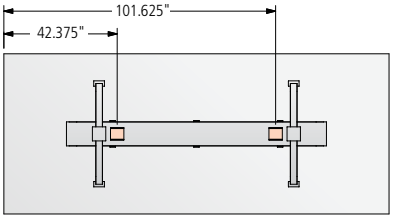


**216" Tables**

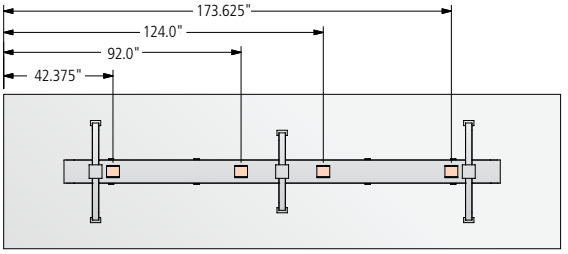


**168" Tables**

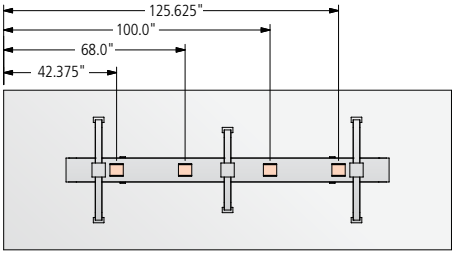


**240" Tables**

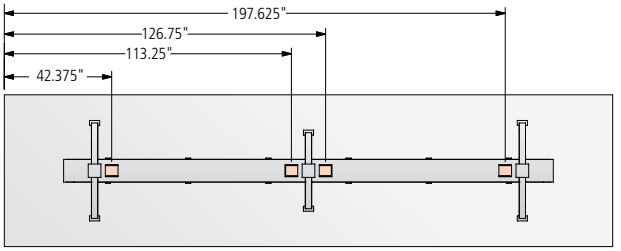

# INTERNAL CLEARANCE DIMENSIONS

**120" Tables**

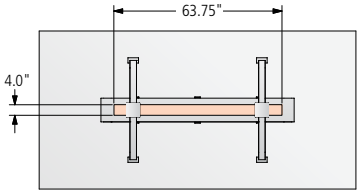


**192" Tables**

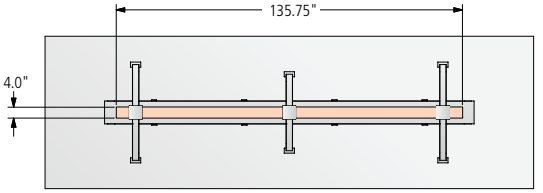


**144" Tables**

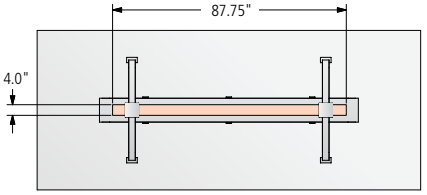


**216" Tables**

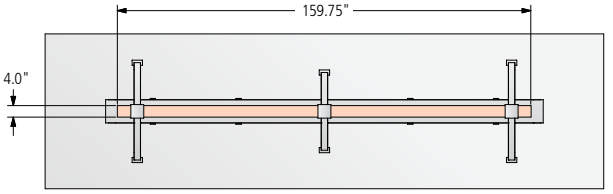


**168" Tables**

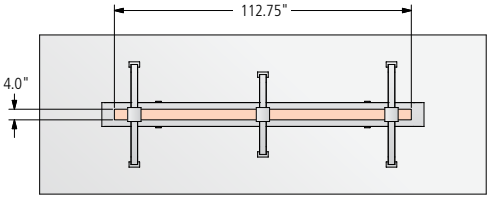


**240" Tables**

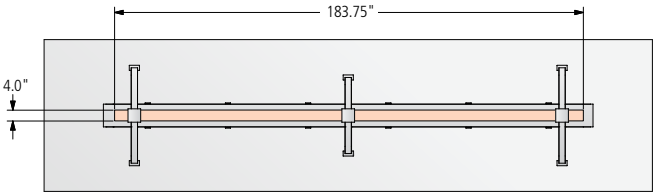

# TABLE TOP EDGE PROFILE STYLES

Crossbeam tables are available with two edge profile options, square and knife, offering alternate aesthetic options for a thicker or thinner appearance on veneer, laminate and stone tops. Glass and solid surface tops have one edge profile each.

**Veneer or Laminate Square Edge**

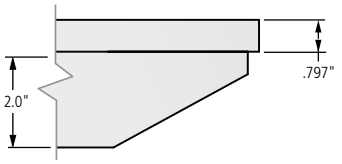


**Veneer or Laminate Knife Edge**

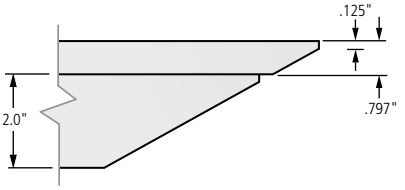


**Stone Square Edge**

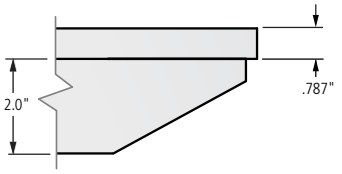


**Stone Knife Edge**

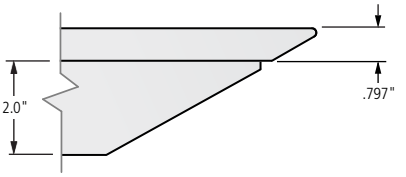


**Glass Square Edge**

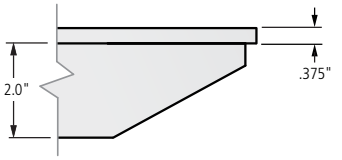


**Solid Surface Square Edge**

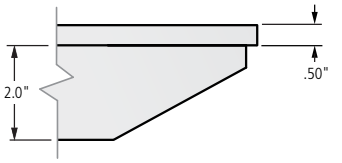

# SEATING CAPACITY

## RECTANGLE TABLES

Note: Seating capacity is based on 27” per person.

**120" Seating Capacity**

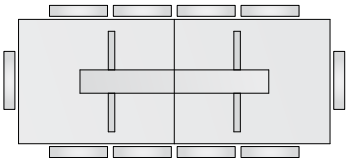

**144" Seating Capacity**

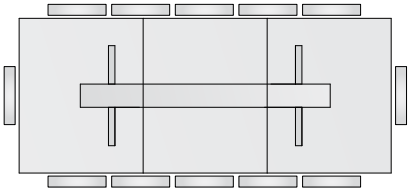

**168" Seating Capacity**

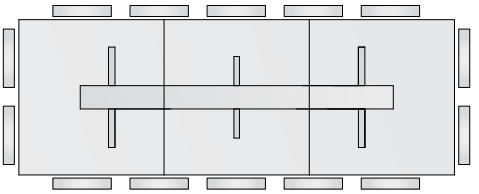

**192" Seating Capacity**

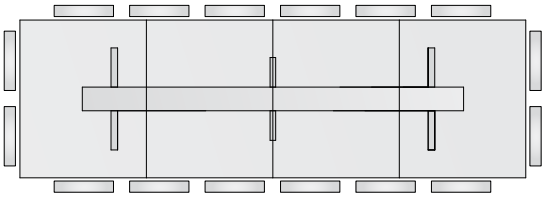

**216" Seating Capacity**

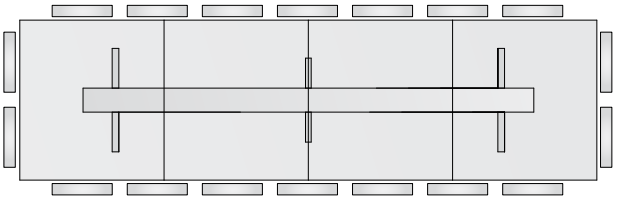

**240" Seating Capacity**

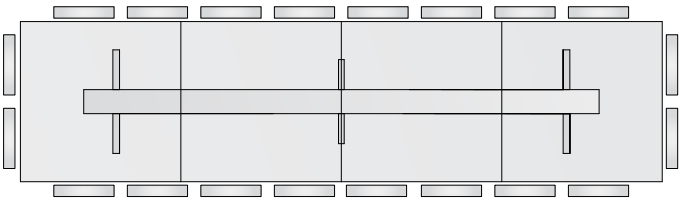

# RECTANGLE TABLE WITH POWER DRAWER

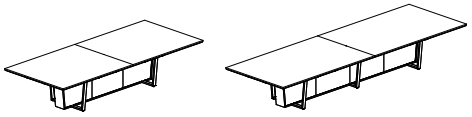

**TOP MATERIAL KEY**

| | |
|---|---|
| PE | Laminate with ABS Edge Top |
| P | Inset Laminate with Hardwood Edge Top |
| V | Veneer Top |
| G | Glass Top |
| SS | Solid Surface Top |
| S | Stone Top |

## RECTANGLE

| MODEL # | L x W | LAMINATE & VENEER TOP SECTIONS | GLASS & SOLID SURFACE TOP SECTIONS | STONE TOP SECTIONS | CROSS LEG QTY | SEATING CAPACITY | POWER DRAWERS | -PE | -P | -V | -G | -SS | -S |
|---|---|---|---|---|---|---|---|---|---|---|---|---|---|
| CMT-12060-PD[ ] | 120 x 60 | 1 | 2 | 2 | 4 | 10 | 4 | 23,743 | 24,675 | 25,814 | 30,994 | 32,030 | 41,353 |
| CMT-14460-PD[ ] | 144 x 60 | 2 | 2 | 3 | 4 | 12 | 6 | 29,460 | 30,550 | 31,883 | 37,943 | 39,155 | 50,063 |
| CMT-16860-PD[ ] | 168 x 60 | 2 | 2 | 4 | 6 | 14 | 6 | 31,315 | 32,499 | 33,945 | 40,521 | 41,836 | 53,671 |
| CMT-19260-PD[ ] | 192 x 60 | 2 | 3 | 4 | 6 | 16 | 6 | 32,946 | 34,211 | 35,757 | 42,786 | 44,191 | 56,842 |
| CMT-21660-PD[ ] | 216 x 60 | 2 | 3 | 4 | 6 | 18 | 10 | 41,450 | 42,886 | 44,640 | 52,615 | 54,210 | 68,565 |
| CMT-24060-PD[ ] | 240 x 60 | 2 | 3 | 5 | 6 | 20 | 10 | 43,827 | 45,382 | 47,281 | 55,917 | 57,644 | 73,187 |

[ ] Specify Base Panel Material: List of materials available under Options section

| OPTIONS | CODE | PRICE | NOTES |
|---|---|---|---|
| **Center Base Panel Finish:** | | | |
| Bronze Mirrored Acrylic Center Base Panel | Add **-MABP** | $1,931 for 120"-144" tables<br>$2,897 for 168"-192" tables<br>$3,861 for 216"-240" tables | |
| Chemetal Center Base Panel | Add **-CBP** | $2,975 for 120"-144" tables<br>$4,461 for 168"-192" tables<br>$5,948 for 216"-240" tables | |
| Paint | Add **-PBP** | No charge | |
| Veneer | Add **-VBP** | No charge | |
| **Polished Chrome Base:** | | | |
| 120" - 144"-Long Tables | Add **-PCMB4** | $4,836 | |
| 168" - 240"-Long Tables | Add **-PCMB6** | $7,248 | |
| **Satin Glass:** | | | |
| 120"-Long Tables | Add **-CSG1** | $665 | |
| 144"-Long Tables | Add **-CSG2** | $995 | |
| 168"-Long Tables | Add **-CSG3** | $1,328 | |
| **Field Wiring:** | | | |
| Field-Wired Power Drawers | Add **-FWPD** | No charge | |

## GENERAL INFORMATION

- Each Power Drawer includes one simplex receptacle, one dual USB-A charger and four single-height Extron AAP faceplates. One faceplate includes dual RJ45 connectors and three faceplates are blank.
- Each Power Drawer is leather lined. Choose from Spinneybeck Vicenza color options. If an option is not specified, the leather will default to Costozza VZ2116
- Power Drawer connection can be either hardwired or corded (which requires a 20-amp power outlet in the floor monument), both of which are included with the table
- Apron is painted to match the metal finish specified on the table.
- Base panels default based on the top material selected unless otherwise specified. The default for Veneer is Veneer panels. The default for Laminate, Stone, Solid Surface or Glass tops is Paint.
- This connection can be either hardwired or corded (which requires a 20-amp power outlet in the floor monument), both of which are included with the table.

# RECTANGLE TABLE WITH POWER DRAWER

**REQUIRED INFORMATION (ORDER CANNOT BE ENTERED WITHOUT THIS INFORMATION)**
**MUST SPECIFY TABLE TOP FINISH, METAL LEG FINISH, CENTER BASE PANEL FINISH AND INFEED**

See pages 5-6 for surface material options.

- Choose Wood Species and Finish, if -P or -V top material selected
- Choose Laminate Finish, if -PE or -P top material selected
- Choose ABS Finish, if -PE top materail selected
- Choose Glass Finish, if -G top material selected
- Choose Solid Surface Finish, if -SS top material selected
- Choose Stone Finish, if -S top material selected
- Choose Metal Finish
- Choose Chemetal Finish, if -CPB option selected (#927 Light Stainless Aluminum or #931 Brushed Golden Aluminum)
- Choose Paint Finish for center base panels, if -PBP option selected
- Choose Veneer Finish for center base panels, if -VBP option selected
- Choose Leather for Interior of Power Drawers - Choose from Spinneybeck Vicenza color options. (If not specified, default is Costozza VZ2116)
- Choose Edge Profile:

-CSQ
Crossbeam Square Edge

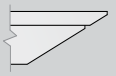

-CKN
Crossbeam Knife Edge

**POWER DRAWER**

## POWER DRAWERS PER TABLE SIZE

| TABLE SIZE | SEATING CAPACITY | POWER DRAWERS PER TABLE | POWER DRAWERS PER LONG SIDE | POWER DRAWERS PER END | TOTAL # OF RECEPTACLES | TOTAL # OF USB-A PORTS | TOTAL # OF RJ-45 CONNECTORS | BLANK FACEPLATES |
|---|---|---|---|---|---|---|---|---|
| 120x60 | 10 | 4 | 1 per side | 1 per end | 4 | 8 | 8 | 12 |
| 144x60 | 12 | 6 | 2 per side | 1 per end | 6 | 12 | 12 | 18 |
| 168x60 | 14 | 6 | 2 per side | 1 per end | 6 | 12 | 12 | 18 |
| 192x60 | 16 | 6 | 2 per side | 1 per end | 6 | 12 | 12 | 18 |
| 216x60 | 18 | 10 | 4 per side | 1 per end | 10 | 20 | 20 | 30 |
| 240x60 | 20 | 10 | 4 per side | 1 per end | 10 | 20 | 20 | 30 |

*Power Drawer cannot be located at the center of the long side of a Crossbeam table due to center base placement

# RECTANGLE TABLE WITHOUT POWER DRAWER

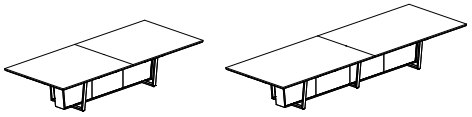

**TOP MATERIAL KEY**

| | |
|---|---|
| PE | Laminate with ABS Edge Top |
| P | Inset Laminate with Hardwood Edge Top |
| V | Veneer Top |
| G | Glass Top |
| SS | Solid Surface Top |
| S | Stone Top |

## RECTANGLE

| MODEL # | L x W | LAMINATE & VENEER TOP SECTIONS | GLASS & SOLID SURFACE TOP SECTIONS | STONE TOP SECTIONS | CROSS LEG QTY | SEATING CAPACITY | -PE | -P | -V | -G | -SS | -S |
|---|---|---|---|---|---|---|---|---|---|---|---|---|
| CMT-12048[ ] | 120 x 48 | 1 | 2 | 2 | 4 | 10 | 15,597 | 16,376 | 17,329 | 21,662 | 22,528 | 30,326 |
| CMT-14460[ ] | 144 x 60 | 2 | 2 | 3 | 4 | 12 | 21,816 | 22,906 | 24,239 | 30,299 | 31,511 | 42,419 |
| CMT-16860[ ] | 168 x 60 | 2 | 2 | 4 | 6 | 14 | 23,671 | 24,855 | 26,301 | 32,877 | 34,192 | 46,027 |
| CMT-19260[ ] | 192 x 60 | 2 | 3 | 4 | 6 | 16 | 25,302 | 26,567 | 28,113 | 35,142 | 36,547 | 49,198 |
| CMT-21660[ ] | 216 x 60 | 2 | 3 | 4 | 6 | 18 | 28,710 | 30,146 | 31,900 | 39,875 | 41,470 | 55,825 |
| CMT-24060[ ] | 240 x 60 | 2 | 3 | 5 | 6 | 20 | 31,087 | 32,642 | 34,541 | 43,177 | 44,904 | 60,447 |

[ ] Specify Base Panel Material: List of materials available under Options section

| OPTIONS | CODE | PRICE | NOTES |
|---|---|---|---|
| **Center Base Panel Finish:** | | | |
| Bronze Mirrored Acrylic Center Base Panel | Add **-MABP** | $1,931 for 120"-144" tables<br>$2,897 for 168"-192" tables<br>$3,861 for 216"-240" tables | |
| Chemetal Center Base Panel | Add **-CBP** | $2,975 for 120"-144" tables<br>$4,461 for 168"-192" tables<br>$5,948 for 216"-240" tables | |
| Paint | Add **-PBP** | No charge | |
| Veneer | Add **-VBP** | No charge | |
| **Polished Chrome Base:** | | | |
| 120" - 144"-Long Tables | Add **-PCMB4** | $4,836 | |
| 168" - 240"-Long Tables | Add **-PCMB6** | $7,248 | |
| **Satin Glass:** | | | |
| 120"-Long Tables | Add **-CSG1** | $665 | |
| 144"-Long Tables | Add **-CSG2** | $995 | |
| 168"-Long Tables | Add **-CSG3** | $1,328 | |

## POWER & DATA OPTIONS

See pages 20-21 for power and data options.

## GENERAL INFORMATION

- Apron is painted to match the metal finish specified on the table. If Polished Chrome metal is specified for the legs, the apron will default to Foil.
- Base panels default based on the top material selected unless otherwise specified. The default for Veneer is Veneer panels. The default for Laminate, Stone, Solid Surface or Glass tops is Paint.

**REQUIRED INFORMATION (ORDER CANNOT BE ENTERED WITHOUT THIS INFORMATION)**
**MUST SPECIFY TABLE TOP FINISH, METAL LEG FINISH, CENTER BASE PANEL FINISH AND INFEED**

See pages 5-6 for surface material options.

- Choose Wood Species and Finish, if -P or -V top material selected
- Choose Laminate Finish, if -PE or -P top material selected
- Choose ABS Finish, if -PE top materail selected
- Choose Glass Finish, if -G top material selected
- Choose Solid Surface Finish, if -SS top material selected
- Choose Stone Finish, if -S top material selected
- Choose Metal Finish
- Choose Chemetal Finish, if -CPB option selected (#927 Light Stainless Aluminum or #931 Brushed Golden Aluminum)
- Choose Paint Finish for center base panels, if -PBP option selected
- Choose Veneer Finish for center base panels, if -VBP option selected
- Choose Chemetal Finish, if -CPB option selected (#927 Light Stainless Aluminum or #931 Brushed Golden Aluminum)
- Choose Edge Profile:

-CSQ
Crossbeam Square Edge

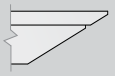

-CKN
Crossbeam Knife Edge

# POWER AND DATA OPTIONS

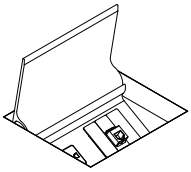

| POWER MATRIX - COMPACT | MODEL # | DESCRIPTION | W x D | SIMPLEX OUTLETS | DATA/AV FACEPLATES BLANK | DATA/AV FACEPLATES DATA* | PRICE |
|---|---|---|---|---|---|---|---|
| | PM-SM-G-C | Compact - Glass Door | 6 x 5.375 | 2 | 2 | 1 | 1,325 |
| | PM-SM-M-C | Compact - Metal Door | 6 x 5.375 | 2 | 2 | 1 | 1,325 |
| | PM-SM-W-C | Compact - Wood Door | 6 x 5.375 | 2 | 2 | 1 | 1,671 |

*Each data faceplate includes two RJ-45 (Data) connectors

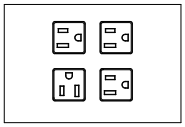

-FOUR

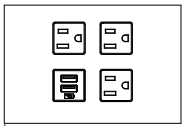

-THREE

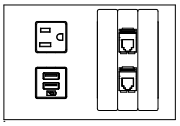

-USB

| OPTIONS | CODE | PRICE | NOTES |
|---|---|---|---|
| 4 Simplex Receptacles | Add **-FOUR** | No Upcharge | Replace AAP's with 2 additional simplex receptacles |
| 3 Simplex Receptacles | Add **-THREE** | No Upcharge | Replace AAP's with 1 additional simplex receptacle |
| USB Charging | Add **-USB** | $103 per unit | Dual USB charger, replaces one of the simplex outlets |
| Polished Chrome Door | Add **-PD** | $198 per unit | Only available with metal door option |
| Polished Chrome Bezel | Add **-PB** | $282 per unit | Only available on glass, stone/quartz, solid surface and laminate top tables |
| Field-Wired | Add **-FW** | Deduct $38 per unit | May be required in New York City, Chicago and San Francisco. Check with an electrician for local codes and requirements. |

## GENERAL INFORMATION

- Wood species and finish will default to the same as the table top if wood door version is specified
- Glass & wood doors are 1/4"-thick, metal doors are 1/8"-thick
- Glass door is back painted low-iron glass
- Interior body is clear anodized aluminum
- Power Matrix connection can be either hardwired or corded (which requires a 20-amp power outlet in the floor monument), both of which are included with the table
- If Field-Wired option is specified, each unit includes a 6' flexible metal conduit and requires a hardwire connection
- Standard configuration: Two simplex receptacles, two RJ-45 data connectors and two single blank faceplates
- When specified on tables with laminate, glass, solid surface or stone tops, each Power Matrix unit will include a metal bezel and is limited to the glass and metal door options. (-B) will be added to the model number for the bezel.
- Additional data/AV faceplate options are on page 21
- This connection can be either hardwired or corded (which requires a 20-amp power outlet in the floor monument), both of which are included with the table.

**REQUIRED INFORMATION: (ORDER CANNOT BE ENTERED WITHOUT THIS INFORMATION)**
See pages 5-6 for surface material options.
- Choose location code & quantity from the chart below
- Choose Glass Door Finish, if glass door version is specified
- Choose Metal Finish, if metal door version is specified or for the bezel finish on laminate, glass, solid surface and stone tables

| LOCATION CODES | POWER MATRIX COMPACT | LOCATION | QUANTITY OF UNITS TO ORDER |
|---|---|---|---|
| | PS-2 | One at each end | 2 |
| | PS-4 | Four units. See page 10 for location chart (tables 144" and longer) | 4 |

**DOOR MATERIAL AND LOCATION AVAILABILITY BY TABLE SIZE**

W = Wood Door G = Glass Door M = Metal Door

| | POWER MATRIX COMPACT | |
|---|---|---|
| Length | PS-2 | PS-4 |
| 120 | W/G/M | - |
| 144 | W/G/M | W/G/M |
| 168 | W/G/M | W/G/M |
| 192 | W/G/M | W/G/M |
| 216 | W/G/M | W/G/M |
| 240 | W/G/M | W/G/M |

# POWER AND DATA OPTIONS

| AV CONNECTORS AND MOUNTING PLATES | MODEL # | DESCRIPTION | STYLE | W x H | PRICE |
|---|---|---|---|---|---|
| | FLDF-1 | Blank faceplate, single height | Single | 3-1/2 x 5/8 | 65 |
| | FLDF-2 | One VGA 15-pin HD Female to Female Gender Changer, one 3.5mm Stereo Mini Jack to Solder Tabs | Single | 3-1/2 x 5/8 | 230 |
| | FLDF-3 | One VGA 15-pin HD Female to Female Gender Changer | Single | 3-1/2 x 5/8 | 180 |
| | FLDF-4 | One RJ-11 Female to Punch Down - Phone | Single | 3-1/2 x 5/8 | 180 |
| | FLDF-5 | One RJ-45 Female to Female Barrel - Data | Single | 3-1/2 x 5/8 | 148 |
| | FLDF-6 | Two RJ-45 Female to Female Barrels, single height | Single | 3-1/2 x 5/8 | 198 |
| | FLDF-7 | Two RJ-45 Female to Punch Down for CAT 6 - AMP | Single | 3-1/2 x 5/8 | 280 |
| | FLDF-8 | Two RJ-45 Female to Punch Down for CAT 6 - Leviton | Single | 3-1/2 x 5/8 | 280 |
| | FLDF-10 | Two RJ-45 Female to Punch Down for CAT 6 - Panduit | Single | 3-1/2 x 5/8 | 280 |
| | FLDF-11 | Two USB A Female to Two USB A Female on 10" Pigtails | Single | 3-1/2 x 5/8 | 313 |
| | FLDF-12 | Blank faceplate, double height | Double | 3-1/2 x 1-3/8 | 81 |
| | FLDF-13 | Two RJ-45 Female to Female Barrels, double height | Double | 3-1/2 x 1-3/8 | 198 |
| | FLDF-14 | Cable Pass-Through Set - one top, one bottom | Double | 3-1/2 x 1-3/8 | 346 |
| | FLDF-15 | One HDMI Female to Female Barrel | Single | 3-1/2 x 5/8 | 230 |

## GENERAL INFORMATION

- All connectors and faceplates are Extron® Architectural Adapter Plates (AAP)
- Faceplates are black

# Appendix

# GENERAL INFORMATION

This price book supercedes all previous versions.

**Before placing your order, confirm you have all required information necessary. Lead times for orders begin after all required information is included and correct.**

**Delivery Information**
We know lead times are important and sticking to them even more so. We work to maintain a 6-8 week lead time on all standard products in this book from receipt of a clean order. All orders are acknowledged with an approximate shipping date and will be invoiced with the price in effect at the date the purchase order is received.

Shipping charges are prepaid (within the continental U.S.). Therefore, pricing is a delivered price based on normal ground transportation. If you have special instructions, need to ship by air, or are shipping to Alaska or Hawaii, contact Nucraft Customer Service. Nucraft can also help arrange to have products blanket wrapped for an additional charge. Contact the Nucraft Customer Service team or specify it on your purchase order.

**Minimum Freight Charge: Any order below $2,250 net will be assessed a $390 net minimum freight charge (one per order).**

Orders are subject to acquiring the materials required for manufacturing. Fulfillment can be affected by strikes, fires, embargoes and acts of government. These elements are beyond our control.

Nucraft offers a variety of services to accommodate a wide range of delivery requirements. Availability of these services is dependent on a number of factors and may not be offered with all shipments. Examples of delivery services that have additional fees include:

- Specific date within our standard 3-5 day delivery window (for orders under $50,000 net)
- Specific time of day, morning or afternoon (for orders under $50,000 net)
- Delivery to a warehouse before delivery to its final destination (unless product is picked up at the warehouse)

Contact the Nucraft Customer Service team for availability and pricing on these services.

**Freight Terms**
Shipping charges for Nucraft products are prepaid for standard delivery in the continental United States. Standard delivery is defined as follows: Product is delivered on a 53' trailer being pulled by a long-haul tractor (total length of 85'). Facility will receive delivery Monday through Friday between the hours of 8:00 AM and 4:00 PM. Facility has docks with levelers and a fork truck for unloading. Product will be loaded on load bars two levels high. Receiving facility is responsible to have personnel on hand to unload the truck upon arrival, drivers do not unload. Delivery sites or times that do not meet this criteria will be accommodated, but will typically incur a charge to cover additional shipping costs. Please notify Nucraft in advance of the shipment if this is the case and the additional charge (if any) will be determined by Nucraft.

Product ships FOB dock. The customer obtains title to their product and materials, and assumes the risk of loss for them, upon shipment from Nucraft's facilities.

**Storage**
Nucraft has no storage facilities for finished product. If a customer cannot accept an order when it is ready for shipment, the customer must designate an alternative shipping address. If no address is provided, Nucraft may, at its discretion, transfer the product to storage. If product is transferred to an off-site storage facility, the customer may be charged for transportation to the facility and for any associated storage fees. Nucraft considers transfer of the product to a storage facility the equivalent of shipment, including invoicing and payment. Customers assume the risk of damage or loss during storage.

**Transportation Times and Delays**
Third party carriers that Nucraft contracts with will make reasonable efforts to accommodate requested delivery times and dates. Scheduled delivery appointments may, however, be delayed for a variety of reasons, including inclement weather, traffic, transportation equipment problems, and delays encountered at other delivery locations along the delivery route. Nucraft does not recommend scheduling activities that depend on the delivery appointment (for example, scheduling furniture installers to install furniture the day of the delivery appointment). Nucraft shall not be liable for any costs incurred as a result of a missed delivery appointment.

**Shipment Damage Claims**
Legal title to merchandise passes to the buyer upon acceptance by the carrier. **Inspect all cartons upon delivery.** Details of visible damage should be noted on the delivery receipt. Do not install product if damage is found upon inspection. The carrier should be notified by the buyer to inspect the merchandise, and file a claim immediately. If visible damage is not apparent, sign the delivery receipt "No visible damage." This will allow recourse for a concealed damage claim. Although most claims for transportation damages must be filed against the carrier within nine months of the date of delivery, concealed damage claims must be filed within 15 days of receipt.

Do not destroy packing materials until shipment has been inspected. Then proceed to file a claim with the carrier.

**Failure to make any claims against Nucraft within 10 days shall constitute acceptance of the merchandise and a waiver of any defects, errors or shortages discovered upon inspection.**

**Cancellations**
Cancellations must be reviewed by our Customer Service team. Because we build your products to order, orders cannot be cancelled once processing has begun. Processing includes but is not limited to development of shop drawings and other engineering drawings. If cancellation is approved, a processing fee of 20-100% will be assessed based on the status of the order.

**Change Order Policy**
Nucraft will make every attempt to honor any reasonable change request to product provided that the request is received prior to start of production. Change orders will be accepted only if the request is made in writing and received in time to make the change. Nucraft reserves the right to increase our acknowledged price and ship date if necessary to make the requested changes. Please submit any change order request to our Customer Service team. Nucraft will assess charges to the customer as stipulated in the following:

- Standard Orders: Change orders received prior to production will be Charged $200 net to cover print and administrative costs.
- Special Orders: Change orders received prior to production will be charged $200 net to cover print and administrative costs. There may be additional Costs associated with engineering labor required for the change order.
- Change orders received after production must be evaluated by Nucraft. If approved, the charge will be $200 net plus any restocking charges accumulated. There may be additional costs associated with engineering labor required for the change order.

# GENERAL INFORMATION

**Repair Authorization**
Prior written approval is required for repairs of merchandise charged to Nucraft. Failure to do so will result in customer funded repairs.

**Payment Terms**
Terms consist of a 1% cash discount for payment within 10 days of invoice date, or payment of the net amount within 30 days of the invoice date (1% 10 days, net 30 days). Discount is not allowed on credit card payments.

**Credit Card Payments**
When paying by credit card (Visa, Mastercard or American Express), include the card number, expiration date, card holder name (printed) and card holder signature on the purchase order. A credit card payment form is available upon request. No cash discount allowed on credit card payments.

**Warranty**
Nucraft Furniture is warranted to be free from defects in materials and workmanship for a period of ten years of single shift use. Limitations include:

- Mechanical Devices such as latches, casters, and other moving components are warranted for five years of the date of original delivery.
- Height adjustable components are warranted for two years of the date of original delivery.
- The following are warranted for one year of the date of original delivery:
  - Textiles
  - Electrical Components
  - Refrigeration Units
  - Custom Products not described in Nucraft's Catalogue

This warranty is applicable only if furniture is properly installed and maintained in an office environment. This warranty extends only to products manufactured and sold in North America and only to original purchasers acquiring new Nucraft product through authorized dealers or approved sellers.

During this warranty period, Nucraft's sole obligation is to repair or replace, at Nucraft's discretion, products which prove to be defective during the warranty period.

This warranty does not cover:

- Damage caused by a carrier.
- Damage from user modification, misuse, abuse, accident, or negligence.
- Customer's Own Material (COM) specified by the customer that is not a standard product offering.
- Color, grain, or texture of wood and other covering material.

**Nucraft extends no other warranties, expressed or implied, including warranty of merchantability or fitness for a particular purpose. Nucraft shall not be liable for loss of time, inconvenience, commercial loss, incidental or consequential damages.**

**Environmental Statement**
Nucraft is committed to supporting responsible environmental policies and practices in all that we do. We strive for sustainability, weighing our business decisions against the costs to the ecological, social and economic systems they affect.

Our products are manufactured to meet the credit requirements of the U.S. Green Building Council's LEED rating systems in one or more of the following categories:

- Recycled Content
- Certified Wood
- Low-Emitting Materials

**Computer Aided Planning**
Nucraft products and pricing are available on CD via 2020 Cap, an AutoCAD®-based space planning tool.

2020 Cap is an integrated software system developed specifically for interior designers and facility planners to enhance workplace performance. This modern suite of applications works together seamlessly, in concert. Navigate catalogs, select products, design in plan view and 3D, assign options, create worksheets and build a project where you want, when you want. Take your pick. It's dynamic and interactive. Design projects are a work in progress. And now you can perform any of the many discrete tasks that go into a project any time, any place.

For additional information, you may contact 2020 Cap direct at 800-227-0038.

**iSpec®**
Nucraft offers a free online product configuration and specification service that saves you time and allows you to be creative while leaving the nuts and bolts to someone else. No specific software is required, nor is there any learning curve. This service applies to all Nucraft products. For additional information, call 1-877-NUCRAFT and ask for the iSpec Team or log on to www.nucraft.com/ispec.

# FINISH INFORMATION

**Surface Materials Palette**
We crafted our materials palette using the same demanding standards that distinguish our furniture. Thoughtful design and attention to every detail elevate your possibilities.

Anchored by Nucraft veneers, unrivaled for clarity, quality, and depth of finish, our collection of surface materials comprises a sophisticated set of balanced elements that supports your design vision.

Some elements have their roots in Nucraft's rich heritage. Others are new materials and reflect current trends and taste. Together, they ensure that you're ready for today and positioned well for the future. Beautifully.

**Custom Finishes**
Nucraft specializes in expert custom finish matching. For a nominal upcharge we can provide custom finishes, and we are frequently asked to match the finishes of other furniture manufacturers. For orders over $5000 list, a finish sample will automatically be sent for approval prior to entering the order. Additionally, for finishes that appear unusual to match or for customers directly requesting a sample, a finish sample will also be sent for approval prior to entering the order.

Custom finishes requiring colored varnishes to create a painted look can only be applied to Maple veneer and require one extra week in addition to the standard lead time. Nucraft's standard black finish (G82) can be applied to all Nucraft standard veneers. Walnut is the standard black veneer. Other species must be specified when ordering.

Custom finishes carry a 10% upcharge per item, per finish.

Do not add the finish upcharge to any item that is not wood. Example: casters, ganging connectors.

**Treatments**
**Note: Default veneer sheen will vary per finish and were determined by a team of experts who reviewed the colorways to determine if gloss or matte best highlighted the natural characteristics of the species of wood and the color of the stain. Default finish is bolded on pages 5-6. If no direction is provided on incoming orders, default sheen will be selected.**

Gloss: Gloss is a durable finish that tends to nicely mask normal wear and leaves wood grain visible to the eye. It achieves a medium gloss open pore appearance (40 – 50 sheen range). Finish numbers preceded by the letter "G" indicate a Gloss finish.
Matte: Like Gloss, Matte is durable, tends to nicely mask normal wear and leaves wood grain visible to the eye. It achieves a low luster, open pore appearance (10 – 20 sheen range). Finish numbers preceded by the letter "M" indicate a Matte finish.

Since each veneer type responds differently to both types of treatment, all will have a distinctive look and feel when finished. For example, a Walnut veneer with a Gloss treatment will remain much more textured than a Cherry veneer with the same treatment.

**About the Wood**
All Nucraft veneers are carefully selected for uniformity of color and grain. Still, wood is a natural substance and minor variations may occur due to its own uniqueness. Because of this, the furniture you receive may not be an exact match to our samples.

Nucraft takes great pride in our finish color consistency. However, wood is a natural product that will have color variation within a single piece of furniture, as well as from one piece to the next. Other factors also affect color over time, such as exposure to light (both intensity and duration). For example, lighter finishes cause more variation in colors over time.

In cases where a returning customer wants a precise match with existing furniture, we recommend sending a sample of the existing furniture finish. Please contact Nucraft Customer Service to determine an appropriate sample. This will ensure a finish match between old and new orders. This type of order is considered a control sample. There will be a 10% upcharge on an order of this type. Due to natural aging of veneers, natural finishes may vary.

**Care and Maintenance of Wood Finishes**
Our finish material is a crystal clear, urethane acrylic blend. This type of finish may be repaired in the field by a qualified refinisher.

Nucraft recommends using a damp cloth to clean your fine wood furniture. Always wipe with the grain of the wood. Should your wood furniture require a more thorough cleaning, we recommend using a mild cleaner such as Joy dish soap or Murphy's oil soap, thoroughly diluted in water (one part soap to thirty parts water). Water will not damage Nucraft's finish, but it may leave surface spots when it dries. To avoid this, dry the surface with a soft cloth after it is cleaned. Marks that cannot be removed with the cleaning methods above may be able to be removed using naphtha, a mild degreasing solvent.

Caution: while the use of polishes that contain wax, petroleum solvents or silicones may immediately enhance the "shine" of a product, it may also eventually remove the fine original finish applied in our factory. Silicone on the surface of wood may also make it very difficult to respray or refinish.

All Nucraft furniture is inspected and polished before it leaves our factory. In some instances, the packing materials may imprint on the factory polish. Cleaning and polishing the furniture once it is unpacked will normally restore the furniture to its original beauty.

In some cases, the rubber support feet used on the bottom of common office equipment (teleconferencing phones, laptops, microphones, copiers, etc.) can create unsightly marks in the surface of wood tops, due to oxidation of the lacquer finish. We suggest these machines be placed on a protective type of padding, such as felt.

Wood will fade as a result of exposure to UV light. This is particularly prevalent with light finishes. If color changes due to fading are a concern for your application, the impact can be minimized by selecting medium to dark stains for your wood surfaces. Our top coat includes a UV inhibitor which makes the finishes less prone to fading.

# FINISH INFORMATION

**Laminates**
Selected Formica® and Nevamar® laminates are available on Training Tables, Conference Tables, Conference Room Furniture and select Occasional Tables. For standard laminate and wood pricing, refer to individual item pricing columns.

**Non-Standard Laminates and Linoleums**
To order a color other than those on our list (see pages 5-6), refer to Nevamar or Formica standard grade, matte texture laminate offerings and Forbo Furniture Linoleums (excluding manufacturers' non-standard matte offering).

- For approved non-standard laminates with a hardwood edge, the upcharge is 10% of the base price per laminate color with a minimum of $500 and capped at $1750.
- For approved non-standard laminate with a standard ABS edge, the upcharge is $175 per laminate color.
- For approved non-standard laminates with a non standard ABS edge, please contact customer service.

To ensure your non standard laminate is on our approved list, please contact customer service. Add one week to the lead-time for all non-standard laminate and linoleum orders. Call the Nucraft Customer Service team for quotes on premium grades and laminates. Mirror and metal laminates are not available.

**Care and Maintenance of Laminate and Novawrap**
Laminate and Novawrap surfaces may be cleaned with a damp cloth and ordinary soap or non-abrasive household liquid detergent. Dry the surface with a clean cloth or soft paper towel to prevent streaks from appearing.

**Care and Maintenance of Metal**
Metal surfaces can be wiped with a damp cloth and rubbed dry. A mild non-abrasive household liquid detergent can be used if necessary. Regular maintenance of metal components, including tightening of fasteners and light lubrication of moving parts, will extend the life of your furniture.

**Satin Etched Glass**
Glass color may vary slightly on multi-piece conference table tops over 180" x 60" when satin etched glass is specified due to the iron content and etching process of the glass.

**Care and Maintenance of Glass**
Clear or frosted glass may be cleaned with commercial glass cleaner. Be sure to use a lint-free cloth if cleaning the frosted side of the glass.

**Stone and Solid Surface Material**
Despite its reputation for durability, natural stone can be easily broken during handling and / or installation if proper techniques are not followed. Nucraft is not responsible for the installation of natural stone or solid surface materials on its products, therefore installers specially trained on the installation of these materials must be utilized to ensure a quality installation. Therefore, installers specifically trained in the installation of these materials must be utilized to ensure a quality installation. Nucraft shall not be liable for any damages incurred during the handling and/or installation of natural stone or solid surface materials on its products.

**Care and Maintenance of Granite**
Granite surfaces may be cleaned with a damp cloth and ordinary soap or non-abrasive household liquid detergent. Dry the surface with a clean cloth or soft paper towel to prevent streaks from appearing.

**Care and Maintenance of Leather**
Genuine leather requires very little care. Nucraft recommends that leather be dusted regularly. If a more thorough cleaning is needed, use lukewarm water and a mild, non-abrasive soap. Generate some lather and lightly rub the surface with cheesecloth. Rinse off any soap film with clean water and towel dry. The leather may dry dull. To restore the leather to a normal gloss, rub it with a clean towel. Never use furniture polish, oil, varnish or ammonia. Saddle soap may be used to prevent the leather from becoming brittle or cracked and to maintain the original supple finish.

**Touch Up Finish Kits**

| Model # | Description | Price |
|---|---|---|
| KIT-M | Metal Kit | 80 |
| KIT-P | Paint Kit | 80 |
| KIT-S | Stain Kit | 80 |

**REQUIRED INFORMATION:**
**(ORDER CANNOT BE ENTERED WITHOUT THIS INFORMATION)**
- Kit model number
- Quantity of kits
- Specify finish (See appendix pages vi-vii)

**General Information:**
- Touch-up kits must be ordered on a purchase order separate from Nucraft product due to Hazmat shipping

# CROSSBEAM SURFACE MATERIALS

## WOOD FINISHES

**STANDARD**

Default veneer sheen will vary per finish and were determined by a team of experts who reviewed the colorways to determine if gloss or matte best highlighted the natural characteristics of the species of wood and the color of the stain. Default finish is bolded. If no direction is provided, default sheen will be selected.

| | Matte | Gloss |
|---|---|---|
| **Ash** | | |
| Blanco | **M44** | G44 |
| Char | **M50** | G50 |
| **Rift Cut Oak** | | |
| Carbon | M03 | **G03** |
| **Flat Cut Oak** | | |
| Dune | **M05** | G05 |
| Portobello | **M7413** | G7413 |
| **Flaky Oak** | | |
| Sahara | **M61** | G61 |
| **Cherry** | | |
| Cognac | M21 | **G21** |
| Auburn | M93 | **G93** |
| **Walnut** | | |
| Marron | **M35** | G35 |
| Mocha | **M33** | G33 |
| Zinc | M30 | **G30** |
| Onyx | M82 | **G82** |
| Otter | M31 | **G31** |
| **Maple** | | |
| Natural Maple | M60 | **G60** |
| **Linea** | | |
| Oak Linea | **M08** | G08 |
| Walnut Linea | **M27** | G27 |
| Euro Birch Linea | **M09** | G09 |
| Silver Birch Linea | M10 | **G10** |
| **Paldao** | | |
| Thicket | **M75** | G75 |
| Paldao | **M76** | G76 |
| Canyon | M77 | **G77** |

## SOLID SURFACE TOPS

| | |
|---|---|
| Wilsonart Designer White | ST11 |

## STONE TOPS

Stone orders may affect lead times. Please contact Nucraft Customer Service for details.

| | | Subtop Paint Color |
|---|---|---|
| **Stone** | | |
| Absolute Black Honed Granite | ST01 | S8007 |
| Carrara Marble | ST16 | S8004 |
| **Quartz \| Wilsonart** | | |
| Haida | ST14 | S8004 |
| Lazio | ST18 | S8004 |
| Serene | ST17 | S8004 |
| Grey Lake | ST20 | S8007 |

## LEATHER

| | |
|---|---|
| **Spinneybeck \| Vicenza** | |
| Ponte Furo | VZ 2102 |
| Salvi | VZ 2011 |
| Villabalzana | VZ 2108 |
| Castello di Bellaguardia | VZ 2112 |
| Scamozzi | VZ 2114 |
| Peralolo | VZ 2115 |
| Costozza | VZ 2116 |
| Nocciola | VZ 2117 |
| Appia Antica | VZ 2120 |
| Cinque Terre | VZ 2122 |
| Black | VZ BLCK |

# CROSSBEAM SURFACE MATERIALS

## METAL FINISHES

| | |
|---|---|
| Aged Bronze | A8010 |
| Black | A44 |
| Burnished | A8009 |
| Cloud | A8004 |
| Foil | A8006 |
| Galaxy | A8007 |
| Polished Chrome* | PC |
| Satin Bronze | A8011 |
| Shadow | A8005 |
| Storm | A8012 |

*Up-Charge applies.

## PAINTS

| | |
|---|---|
| Aged Bronze | S8010 |
| Black | S44 |
| Burnished | S88 |
| Cloud | S8004 |
| Foil | S8006 |
| Galaxy | S8007 |
| Satin Bronze | S8011 |
| Shadow | S8005 |
| Storm | S8012 |

Paint to Match

To request a custom paint color, contact Nucraft Customer Service. A paint sample must be matched and approved prior to order.

## GLASS (SATIN OR GLOSS)

| | Satin | Gloss |
|---|---|---|
| Black | BS | - |
| Clove | VS | VG |
| Meringue | MS | MG |
| Quill | QS | QG |
| White | WS | WG |

Note: Due to color variation inherent in the natural acid etching process, Satin Etched Glass is not available on tables longer than 180" or wider than 60"

## ACRYLIC

Crossbeam Center Base Panels only. Upcharge applies.

| | |
|---|---|
| Bronze Mirrored | MABP |

## CHEMETAL

Crossbeam Center Base Panels only. Upcharge applies.

| | |
|---|---|
| Light Stainless Aluminum | 927 |
| Brushed Golden Aluminum | 931 |

## LAMINATES

| | Code | Coordinating Wood Finish | Suggested ABS Edgeband Coordinate |
|---|---|---|---|
| **Wood Grain Laminates§** | | | |
| Formica White Ash | 8841-58 | M8841 | R02, R01 |
| Formica Natural Ash | 8843-58 | M8843 | R02 |
| Formica Aged Ash | 8844-58 | M8844 | R04 |
| Formica Weathered Ash | 8842-58 | M8842 | R05 |
| Formica Oiled Legno | 8846-58 | M8846 | R05 |
| Formica Bleached Legno | 8845-58 | M8845 | R04 |
| Formica Blackened Legno | 8848-58 | M8848 | R05 |
| Formica Urban Planked Oak | 9312-58 | M9312 | R04 |
| Formica Thermo Walnut | 6402-58 | M6402 | R04 |
| Formica Smoky Brown Pear | 5488-58 | M5488 | R05 |
| Formica Espresso Pear | 5489-58 | M5489 | R05 |
| Formica White Knotty Maple | 7410-58 | M7410 | R02 |
| Formica Sand Maple | 9237-58 | G60 | R02 |
| Formica Planked Coffee Oak | 7413-58 | M7413 | R05 |

§Not available on multiple piece conference tables

| | | | |
|---|---|---|---|
| **Wood Grain Laminates Suitable for Multiple Piece Conference Tables** | | | |
| Formica Pecan Woodline | 5883-58 | M5883 | R04 |
| Formica Chestnut Woodline | 5884-58 | M5884 | R05 |
| Formica Smoky Walnut Woodline | 6926-58 | M6926 | R05 |
| **Solid Laminates** | | | |
| Formica Brite White | 459-58 | | R01 |
| Formica Dover White | 7197-58 | | R01 |
| Formica Pearl | 934-58 | | R02 |
| Formica Graystone | 464-58 | | R02 |
| Formica Folkstone | 927-58 | | R03 |
| Formica Graphite | 837-58 | | R05 |
| **Patterned Laminates** | | | |
| Nevamar Cool Chic | VA7002T | | R02 |
| Nevamar Serene Stardom | VA5001T | | R05 |
| Nevamar Calm Distinction | VA6001T | | R05 |
| Nevamar Easy Elegance | VA5002T | | R05 |
| Wilsonart Sheer Mesh | 4876-38 | | R02 |
| Wilsonart Grey Mesh | 4877-38 | | R02 |
| Wilsonart Pewter Mesh | 4878-38 | | R05 |

## ABS FINISHES

| | |
|---|---|
| Ashen | R04 |
| Parchment | R02 |
| Shale | R05 |
| Stone | R03 |
| Whitecap | R01 |