

# EMBER LOUNGE™

## Planning Guide + Price List

---

### QUICK LINKS

[PLANNING GUIDE](#)

[LAPTOP TABLE  
PRICING](#)

[ISLAND BASE TABLE  
PRICING](#)

[FOUR POST LEG TABLE  
PRICING](#)

[GENERAL INFORMATION](#)

[FINISH INFORMATION](#)

[SURFACE MATERIALS](#)



# TABLE OF CONTENTS

Click the shortcuts below to jump to each section.

General Information	ii-iii
Finish Information	iv-v
Surface Materials	vi-viii
Statement of Line	3
PLANNING GUIDE	4-38
- Material Options	4
- Detail Overview	5-13
- Laptop Table	5-6
- Island Base Table	7-10
- Four Post Table	11-15
PRICE LIST	16-21
- Laptop Tables	16
- Island Base Tables	17-18
- Four Post Base Tables	19-20



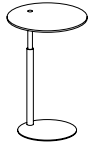


# STATEMENT OF LINE

## LAPTOP TABLES

---

Page 16



Round

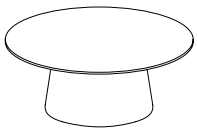


Radius Rectangle

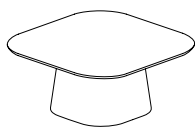
## ISLAND BASE TABLES

---

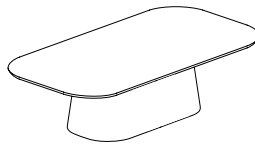
Pages 17-18



Round



Radius Square

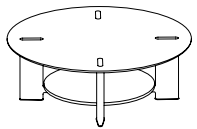


Radius Rectangle

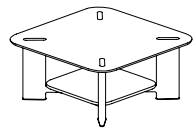
## FOUR POST BASE TABLES

---

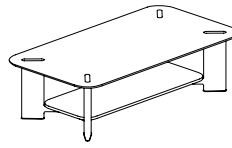
Page 19-20



Round



Radius Square



Radius Rectangle



# MATERIAL OPTIONS



Laptop Table

Island Base Table

Four Post Base Table

## LAPTOP TABLE



### Top

- Laminate
- Veneer
- Fenix®
- Glass




### Base

- Powder Coat
- Polished Chrome\*
- Bright Brass\*

\*Applied to Laptop Table exterior column

## ISLAND BASE TABLE



### Top


- Laminate
- Veneer
- Fenix®
- Glass
- Stone/Quartz



### Base

- Veneer
- Paint

## FOUR POST BASE TABLE



### Top

- Laminate
- Veneer
- Fenix®
- Glass
- Stone/Quartz

### Shelf

- Paint
- Veneer
- Stone/Quartz



### Base

- Powder Coat



# DETAIL OVERVIEW: LAPTOP TABLES

## TOP MATERIALS

Choose between laminate, veneer, FENIX®, or glass tops.

### LAMINATE TOP

- Laminate over painted hardwood
- Hardwood paint color will match solid color laminate
- Hardwood paint color will coordinate with woodgrain or patterned laminate



Laminate / Paint

### VENEER TOP

- Wood veneer over hardwood
- Hardwood finish will match veneer selection



Veneer / Wood

### FENIX® TOP

- FENIX® over hardwood or painted hardwood
- Select a hardwood finish or painted hardwood color will match FENIX®



FENIX® / Wood

### GLASS TOP

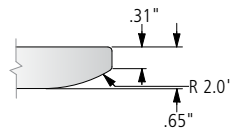
- Back-painted gloss or satin glass over hardwood or painted hardwood
- Select a hardwood finish or painted hardwood color will match glass color



Glass / Paint

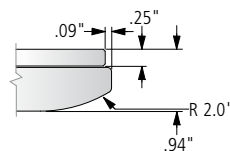
## EDGE PROFILES

### LAMINATE, VENEER, AND FENIX® TOPS



Laminate, Veneer, and FENIX® Dimensions

### GLASS TOPS



Glass Top Dimensions



# DETAIL OVERVIEW: LAPTOP TABLES

## FEATURES

### BASE

- Available in powder coat
- Optional polished chrome or Bright Brass exterior column
- Steel base and column with gas cylinder
- Base plate are .2" thick solid steel, cut to match tabletop shapes
- Standard with plastic glides



Laptop Table in lowest setting (22.5" H)



Laptop Table in highest setting (30.5" H)

### HEIGHT ADJUSTMENT BUTTON

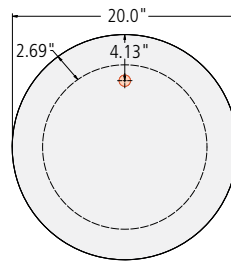
- Button activated adjustable height from 22.5" H to 30.5" H
- Metal finish to match base
- Press to lift; press again and apply light pressure to lower



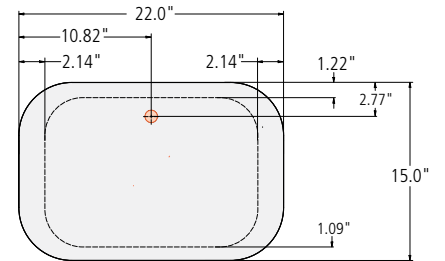
Height Adjustment Button



Button activated adjustable height



Button Location and Base Dimensions - Round



Button Location and Base Dimensions - Radius Rectangle



## DETAIL OVERVIEW: ISLAND BASE TABLES

### TOP MATERIALS

Choose between laminate, veneer, FENIX®, glass, or stone/quartz tops.

#### LAMINATE TOP

- Laminate over painted hardwood
- Hardwood paint color will match solid color laminate
- Hardwood paint color will coordinate with woodgrain or patterned laminate



Laminate / Paint

#### VENEER TOP

- Wood veneer over hardwood
- Hardwood finish will match veneer selection



Veneer / Wood

#### FENIX® TOP

- FENIX® over hardwood or painted hardwood
- Select a hardwood finish or painted hardwood color will match FENIX®



FENIX® / Paint

#### GLASS TOP


- Back-painted gloss or satin glass over painted subtop
- Subtop paint color will coordinate with stone or quartz selection



Back-painted Glass

#### STONE OR QUARTZ TOP

- Stone or quartz over painted subtop
- Painted subtop will coordinate with stone or quartz selection



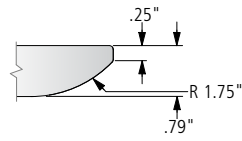
Stone or Quartz



# DETAIL OVERVIEW: ISLAND BASE TABLES

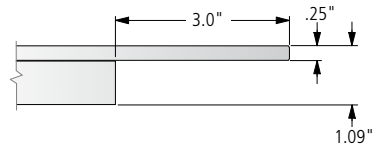
## EDGE PROFILES

### LAMINATE, VENEER, AND FENIX® TOPS



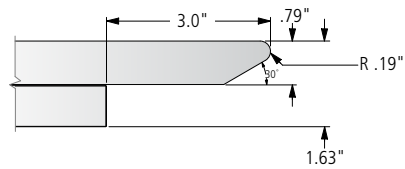
Laminate, Veneer, and FENIX® Top Dimensions

### GLASS TOPS



Glass Top Dimensions

### STONE OR QUARTZ TOPS

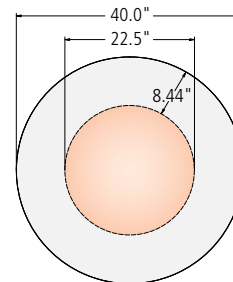


Stone or Quartz Tops Dimensions

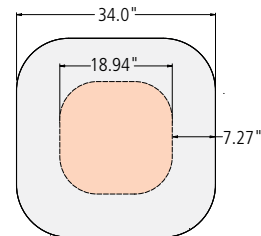
## FEATURES

### BASE

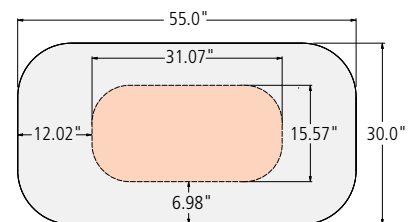
- Veneer or painted base
- Standard with adjustable glides



Island Base Dimensions - Round



Island Base Dimensions - Radius Square



Island Base Dimensions - Radius Rectangle




# DETAIL OVERVIEW: ISLAND BASE TABLES

## POWER OPTIONS & WIRE MANAGEMENT

### GROMMET

- Centered
- Powder coat finish

Grommet



### POWER MATRIX COMPACT


Power Matrix is filled with a broad array of high performance features and refined aesthetic elements.

- **Power:** Features simplex receptacles for power connectivity; optional USB-C+C or USB-A+C charger can also be specified in place of one of the simplex receptacles when desired. Corded or field-wired infeed options add flexibility.
- **Data/AV Faceplates :** Accommodates Modular AV Inserts/Plates for unparalleled flexibility in data and AV connectivity.
- **Design:** Feature a clear anodized aluminum body and a bezel-free flush mount design on veneer, glass, stone/quartz, FENIX<sup>®</sup>, and laminate surfaces for an elegant appearance.
- **Performance:** Friction hinges ensure smooth travel through the door's range of motion and can hold the door in any position. Hidden door stops maintain the minimalist aesthetic.
- **Doors:** Offered in multiple door material options, including metal, glass, stone, and grain-matched wood cut from the same tabletop.


Power Matrix shown in Veneer on Veneer Top Table



Veneer Top Table with Veneer Door Power Matrix



Laminate Top Table with Metal Door Power Matrix



Glass Top Table with Glass Door Power Matrix



Stone Top Table with Stone Door Power Matrix



### POWER MATRIX COMPACT DOOR AVAILABILITY BY SURFACE MATERIAL

	WOOD DOOR	GLASS DOOR	METAL DOOR	STONE DOOR
VENEER	X	X	X	-
LAMINATE	-	X	X	-
FENIX	-	X	X	-
GLASS	-	X	X	-
STONE/QUARTZ	-	X	X	X



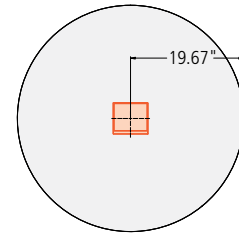
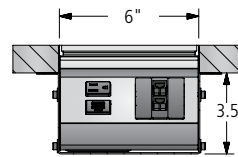
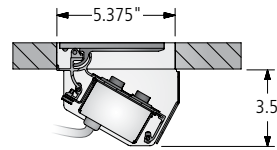
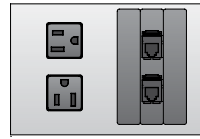
# DETAIL OVERVIEW: ISLAND BASE TABLES

## POWER MATRIX COMPACT, CONTINUED

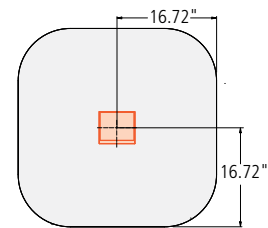
Power Matrix Compact is offered with a predetermined quantity of simplex outlets and AV faceplates, with an optional 2 amp USB-A+C charger (1 amp per port) or USB-C+C to replace one of the simplex outlets.

### Standard Configuration:

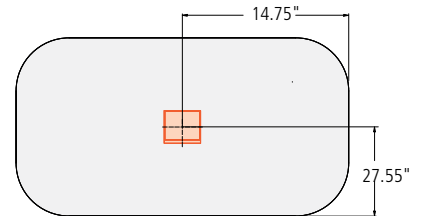
- Single door design
- 5.375" x 6" cutout
- Two simplex outlets
- Three AV faceplates. Standard configuration includes two blank faceplates and one faceplate with two RJ-45 (data) connectors.
- (1) 6' plug-in in-feed cord, straight plug head



Power Matrix Location - Round



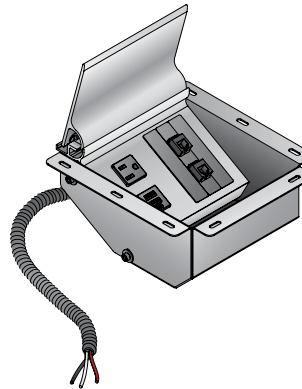
Power Matrix Location - Radius Square



Power Matrix Location - Radius Rectangle

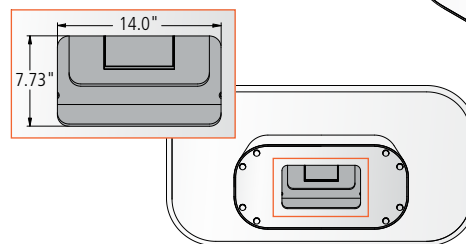
## FIELD-WIRED

Some local electrical codes may require field-wiring during installation. In such instances, a field-wired option may be specified. In this configuration, each Power Matrix unit will be supplied with a 6' flexible metal conduit with hot, ground and neutral wires.

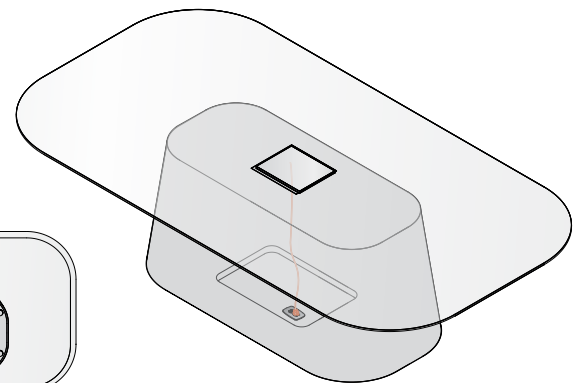


## WIRE MANAGEMENT

Table bases are designed to handle wire management cables. Island Base cutout allows for wires to run discretely from tabletop to floor outlet.



Island Base Cutout





## DETAIL OVERVIEW: FOUR POST BASE TABLES

### TOP MATERIALS

Choose between laminate, veneer, FENIX®, glass, or stone/quartz tops.

#### LAMINATE TOP

- Laminate over painted hardwood
- Hardwood paint color will match solid color laminate
- Hardwood paint color will coordinate with woodgrain or patterned laminate



Laminate / Paint

#### VENEER TOP

- Wood veneer over hardwood
- Hardwood finish will match veneer selection



Veneer / Wood

#### FENIX® TOP


- FENIX® over hardwood or painted hardwood
- Select a hardwood finish or painted hardwood color will match FENIX®



FENIX® / Paint

#### GLASS TOP

- Back-painted gloss or satin glass over painted subtop
- Subtop paint color will match glass color



Back-painted Glass

#### STONE OR QUARTZ TOP

- Stone or quartz over painted subtop
- Subtop paint color will coordinate with stone or quartz selection



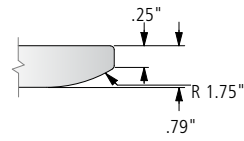
Stone or Quartz



# DETAIL OVERVIEW: FOUR POST BASE TABLES

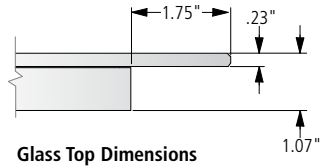
## EDGE PROFILES

### VENEER, FENIX®, AND LAMINATE TOPS



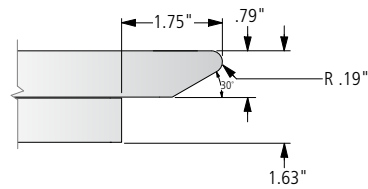
Veneer, FENIX®, and Laminate Top Dimensions

### GLASS TOPS



Glass Top Dimensions

### STONE OR QUARTZ TOPS

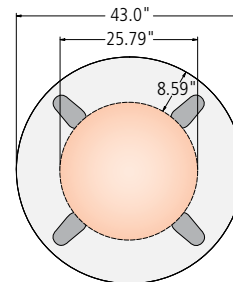


Stone or Quartz Tops Dimensions

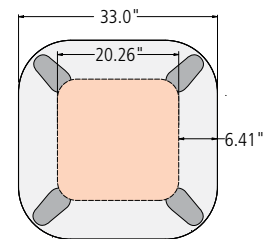
## FEATURES

### BASE

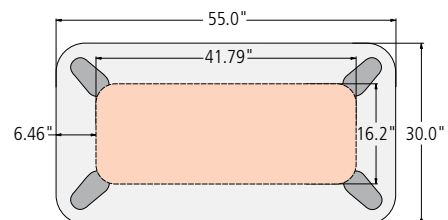
- Aluminum base
- Standard with plastic glides



Four Post Base and Shelf Dimensions - Round



Four Post Base and Shelf Dimensions - Radius Square



Four Post Base and Shelf Dimensions - Radius Rectangle



# DETAIL OVERVIEW: FOUR POST BASE TABLES

## SHELF

- Choose between veneer, paint, stone or quartz shelves.
- Vertical space between shelf and top: 10.25"
- Vertical Space between shelf and floor: 3"



Painted Shelf



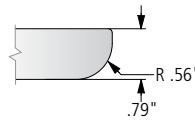
Veneer Shelf



Stone or Quartz Shelf

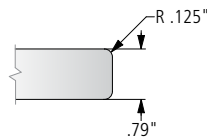
## EDGE PROFILES

### PAINTED AND VENEER SHELF



Painted and Veneer Shelf Dimensions

### STONE SHELF



Stone Shelf Dimensions



# DETAIL OVERVIEW: FOUR POST BASE TABLES

## POWER OPTIONS & WIRE MANAGEMENT

### DUAL USB-C LEG CAP

The Dual USB-C Leg Cap transforms the Ember table into a refined charging solution. Finished in durable powder coat and precision-designed to sit flush within the leg cap, while averaging 65W per port. With two leg caps per table, users enjoy effortless access to power — without visual compromise.

- **Fast charging:** Supports up to 140W when a single port is in use
- **Intelligent power sharing:**
  - 65W per port when two ports are active
  - 35W per port when all four ports are in use
- **Discreet integration:** Flush-mounted within the leg cap
- **Durability:** Powder coat finish
- **Standard configuration:**
  - Two leg caps per table (four total ports)
  - (1) 6' plug-in in-feed cord, angled plug head
  - (1) Power Supply attached to underside of shelf

Veneer Top Table with Dual USB-C Leg Cap



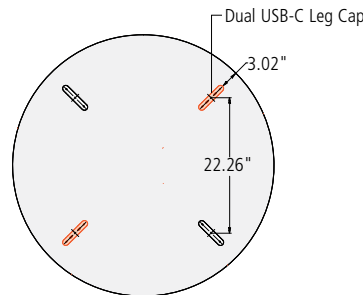
FENIX® Top Table with Dual USB-C Leg Cap



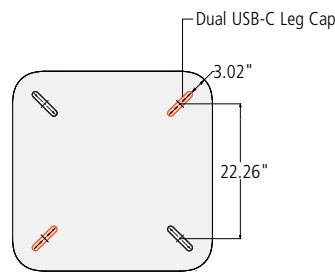
Glass Top Table with Dual USB-C Leg Cap



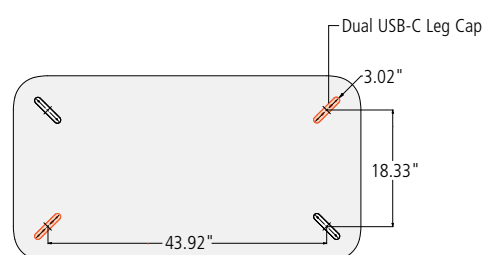
Stone Top Table with Dual USB-C Leg Cap



Dual USB-C Leg Cap Location - Round



Dual USB-C Leg Cap Location - Radius Square



Dual USB-C Leg Cap Location - Radius Rectangle



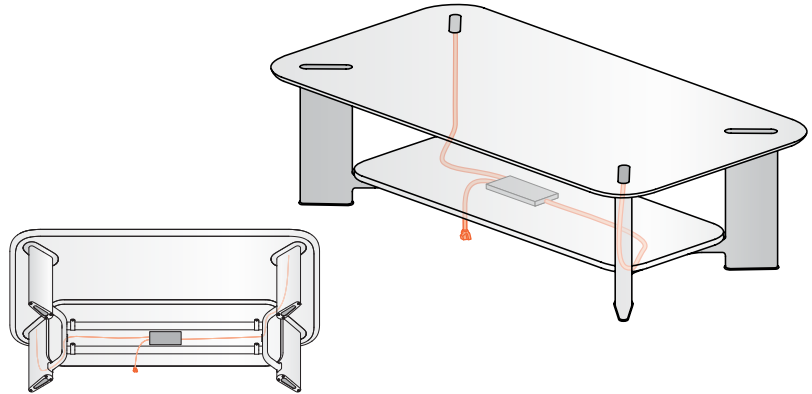
## DETAIL OVERVIEW: FOUR POST BASE TABLES

### WIRE MANAGEMENT

Table bases are design to handle wire management cables. Four Post Base allows for wires to run discreetly within metal base from tabletop to central power supply beneath shelf. 3" clearance between shelf and floor outlet

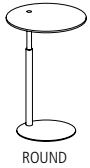
### FIELD-WIRED

Some local electrical codes may require fieldwiring during installation. In such instances, a field-wired option may be specified. In this configuration, USB-C Leg Cap will be supplied with a 6' flexible metal conduit with hot, ground and neutral wires.

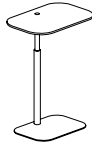




# LAPTOP TABLES



ROUND



RADIUS RECTANGLE

## ROUND TABLES

MODEL #	DIAMETER	HEIGHT	TOP MATERIAL / SUBTOP	PRICE
EBLR-20-P-P	20	22.5 - 30.5	Laminate / Paint	1,721
EBLR-20-V-V	20	22.5 - 30.5	Veneer / Wood	1,780
EBLR-20-X-P	20	22.5 - 30.5	FENIX® / Paint	1,843
EBLR-20-X-V	20	22.5 - 30.5	FENIX® / Wood	1,843
EBLR-20-G-P	20	22.5 - 30.5	Glass / Paint	2,231
EBLR-20-G-V	20	22.5 - 30.5	Glass / Wood	2,231

## RADIUS RECTANGLE TABLES

MODEL #	L x W	HEIGHT	TOP MATERIAL / SUBTOP	PRICE
EBLT-2215-P-P	22 x 15	22.5 - 30.5	Laminate / Paint	1,726
EBLT-2215-V-V	22 x 15	22.5 - 30.5	Veneer / Wood	1,785
EBLT-2215-X-P	22 x 15	22.5 - 30.5	FENIX® / Paint	1,848
EBLT-2215-X-V	22 x 15	22.5 - 30.5	FENIX® / Wood	1,848
EBLT-2215-G-P	22 x 15	22.5 - 30.5	Glass / Paint	2,238
EBLT-2215-G-V	22 x 15	22.5 - 30.5	Glass / Wood	2,238

### TOP OPTIONS

#### Satin Glass Options:

	CODE	PRICE	NOTES
Round Satin Glass	Add <b>-ESG</b>	\$106	Satin Glass is advised in place of Gloss Glass for computer mouse surface compatibility. For optimal performance, computer mouse tracking surface should be consistent and non-reflective.
Radius Rectangle Satin Glass	Add <b>-ESG</b>	\$107	

### BASE OPTIONS

#### Metal Finish Options:

	CODE	PRICE	NOTES
Powder Coat	No Code	No Charge	Powder coat finishes applied to height adjustment button, post, and base plate.
Polished Chrome	Add <b>-PC</b>	\$321	Polished chrome finish applied to exterior column.
Bright Brass	Add <b>-PBB</b>	\$602	Bright Brass finish applied to exterior column.

## GENERAL INFORMATION

- Laminate / Paint: Paint color will match solid color laminate or coordinate with woodgrain & patterned laminate selection
- Veneer / Wood: Hardwood finish will match veneer selection
- FENIX® / Paint: Paint color will match FENIX® selection
- FENIX® / Wood: Hardwood finish requires veneer selection
- Glass / Paint: Paint color will match glass color
- Glass / Wood: Hardwood finish requires veneer selection

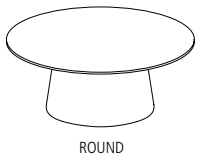
### REQUIRED INFORMATION (ORDER CANNOT BE ENTERED WITHOUT THIS INFORMATION)

See appendix pages vi-xii for surface material options.

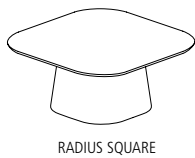
- Choose Top Material and Finish
- Choose Hardwood Finish, if FENIX® / Wood (X-V) or Glass / Wood (G-V) is specified
- Choose Base Finish



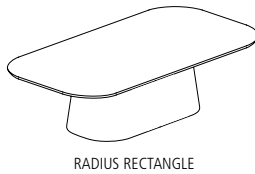
# ISLAND BASE TABLES



ROUND



RADIUS SQUARE



RADIUS RECTANGLE

**BASE MATERIAL KEY**

VB Veneer Base  
PB Painted Base

**ROUND TABLES**

MODEL #	DIAMETER	HEIGHT	TOP MATERIAL / SUBTOP	-VB	-PB
EBNR-40-P	40	15	Laminate / Paint	4,866	4,696
EBNR-40-V	40	15	Veneer / Wood	4,951	4,780
EBNR-40-XP	40	15	FENIX® / Paint	5,041	4,870
EBNR-40-XV	40	15	FENIX® / Wood	5,041	4,870
EBNR-40-G	40	15	Back-painted Glass	5,595	5,424
EBNR-40-S	40	15	Stone or Quartz	6,363	6,193

**RADIUS SQUARE TABLES**

MODEL #	L x W	HEIGHT	TOP MATERIAL / SUBTOP	-VB	-PB
EBNS-3434-P	34 x 34	15	Laminate / Paint	4,667	4,505
EBNS-3434-V	34 x 34	15	Veneer / Wood	4,750	4,588
EBNS-3434-XP	34 x 34	15	FENIX® / Paint	4,838	4,677
EBNS-3434-XV	34 x 34	15	FENIX® / Wood	4,838	4,677
EBNS-3434-G	34 x 34	15	Back-painted Glass	5,384	5,222
EBNS-3434-S	34 x 34	15	Stone or Quartz	6,140	5,978

**RADIUS RECTANGLE TABLES**

MODEL #	L x W	HEIGHT	TOP MATERIAL / SUBTOP	-VB	-PB
EBNT-5530-P	55 x 30	15	Laminate / Paint	5,054	4,879
EBNT-5530-V	55 x 30	15	Veneer / Wood	5,144	4,968
EBNT-5530-XP	55 x 30	15	FENIX® / Paint	5,240	5,064
EBNT-5530-XV	55 x 30	15	FENIX® / Wood	5,240	5,064
EBNT-5530-G	55 x 30	15	Back-painted Glass	5,829	5,654
EBNT-5530-S	55 x 30	15	Stone or Quartz	6,646	6,471

**TOP OPTIONS**

TOP OPTIONS	CODE	PRICE	NOTES
<b>Satin Glass Options:</b>			
Round Satin Glass	Add <b>-ESG</b>	\$152	Satin Glass is advised in place of Gloss Glass for computer mouse surface compatibility. For optimal performance, computer mouse tracking surface should be consistent and non-reflective.
Radius Square Satin Glass	Add <b>-ESG</b>	\$150	
Radius Rectangle Satin Glass	Add <b>-ESG</b>	\$162	

**POWER OPTIONS**

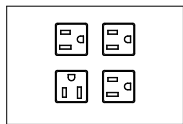
POWER OPTIONS	CODE	PRICE	W x D	SIMPLEX OUTLETS	BLANK	DATA*
<b>Power Matrix Compact:</b>						
Glass Door	Add <b>-PM-SM-G-C</b>	\$1,635	6 x 5.375	2	2	2
Metal Door	Add <b>-PM-SM-M-C</b>	\$1,635	6 x 5.375	2	2	2
Wood Door	Add <b>-PM-SM-W-C</b>	\$2,062	6 x 5.375	2	2	2
Stone Door	Add <b>-PM-SM-ST-C</b>	\$2,585	6 x 5.375	2	2	2

\*Each data faceplate includes two RJ-45 (Data) connectors

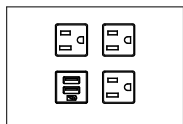
<b>Options:</b>						
4 Simplex Receptacles	Add <b>-FOUR</b>	No Charge	Replace Modular AV Inserts/Plates with 2 simplex receptacles			
3 Simplex Receptacles/Charging USB-A+C	Add <b>-THREE-C</b>	No Charge	Replace Modular AV Inserts/Plates with 1 simplex receptacle and 1 charging USB-A+C			

USB-A+C Charging	Add <b>-USB-C</b>	\$128 per unit	USB-A+C charger, replaces one of the simplex outlets			
USB-C+C Charging	Add <b>-USB-DualC</b>	\$128 per unit	USB-C+C charger, replaces USB-A+C			
Field-Wired	Add <b>-FW</b>	DEDUCT \$48 per unit	May be required in New York City, Chicago and San Francisco. Check with an electrician for local codes and requirements.			

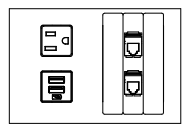
<b>Grommet:</b>						
2"-dia Round Grommet	Add <b>-GR</b>	\$242				



-FOUR



-THREE-C



-USB-C



# ISLAND BASE TABLES

## GENERAL INFORMATION

- Laminate / Paint: Paint color will match solid color laminate or coordinate with woodgrain & patterned laminate selection
- Veneer / Wood: Hardwood finish will match veneer selection
- FENIX® / Paint: Paint color will match FENIX® selection
- FENIX® / Wood: Hardwood finish requires veneer selection
- Back-painted Glass: Subtop paint color will match glass color
- Stone or Quartz: Subtop paint color will coordinate with stone or quartz design
- Power Matrix Compact:
  - Glass and wood doors are 1/4" -thick, metal doors are 1/8" -thick, stone/quartz doors are 3/8" -thick
  - Wood finish will default to the same as the table top, if wood door specified
  - Glass door is back-painted low-iron glass
  - Stone door will default to the same finish as the stone/quartz table top, if stone door specified
  - Interior body is clear anodized aluminum
  - Unit includes a 15 amp, 12' power infeed (plug-in only)
  - Standard configuration: two simplex receptacles, two RJ-45 data connectors, and two single blank faceplates
  - If field-wired option is specified, unit includes a 6' flexible metal conduit and requires a hardwire connection
  - Additional data/AV faceplate options below

### REQUIRED INFORMATION (ORDER CANNOT BE ENTERED WITHOUT THIS INFORMATION)

See appendix pages vi-xii for surface material options.

- Choose Top Material and Finish
- Choose Veneer Finish, if Veneer Base (-VB)
- Choose Hardwood Finish, if FENIX® / Wood (XV) is specified
- Choose Paint Finish, if Painted Base (-PB) is specified
- Choose Glass Door Finish, if glass door Power Matrix Compact is specified
- Choose Metal Finish, if metal door Power Matrix Compact or Grommet is specified

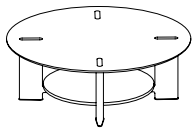
DATA FACEPLATES	MODEL #	DESCRIPTION	STYLE	W x H	PRICE
	FLDF-1	Blank faceplate, single height	Single	3-1/2 x 5/8	81
	FLDF-2	One VGA 15-pin HD Female to Female Gender Changer, one 3.5mm Stereo Mini Jack to Solder Tabs	Single	3-1/2 x 5/8	284
	FLDF-3	One VGA 15-pin HD Female to Female Gender Changer	Single	3-1/2 x 5/8	223
	FLDF-4	One RJ-11 Female to Punch Down - Phone	Single	3-1/2 x 5/8	223
	FLDF-5	One RJ-45 Female to Female Barrel - Data	Single	3-1/2 x 5/8	182
	FLDF-6	Two RJ-45 Female to Female Barrels, single height	Single	3-1/2 x 5/8	244
	FLDF-7	Two RJ-45 Female to Punch Down for CAT 6 - AMP	Single	3-1/2 x 5/8	345
	FLDF-8	Two RJ-45 Female to Punch Down for CAT 6 - Leviton	Single	3-1/2 x 5/8	345
	FLDF-10	Two RJ-45 Female to Punch Down for CAT 6 - Panduit	Single	3-1/2 x 5/8	345
	FLDF-11	Two USB A Female to Two USB A Female on 10" Pigtails	Single	3-1/2 x 5/8	386
	FLDF-12	Blank faceplate, double height	Double	3-1/2 x 1-3/8	101
	FLDF-13	Two RJ-45 Female to Female Barrels, double height	Double	3-1/2 x 1-3/8	244
	FLDF-14	Cable Pass-Through Set - one top, one bottom	Double	3-1/2 x 1-3/8	426
	FLDF-15	One HDMI Female to Female Barrel	Single	3-1/2 x 5/8	284

## GENERAL INFORMATION

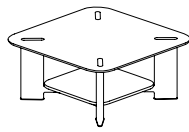
- Faceplates are black



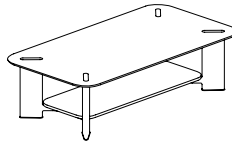
# FOUR POST BASE TABLES



ROUND



RADIUS SQUARE



RADIUS RECTANGLE

**SHELF MATERIAL KEY**

- V Veneer Shelf
- P Painted Shelf
- S Stone Shelf

**ROUND TABLES**

MODEL #	DIAMETER	HEIGHT	TOP MATERIAL / SUBTOP	-V	-P	-S
EB4R-43-P	43	15	Laminate / Paint	5,458	5,382	6,855
EB4R-43-V	43	15	Veneer / Wood	5,561	5,485	6,958
EB4R-43-XP	43	15	FENIX® / Paint	5,670	5,594	7,067
EB4R-43-XV	43	15	FENIX® / Wood	5,670	5,594	7,067
EB4R-43-G	43	15	Back-painted Glass	6,346	6,270	7,743
EB4R-43-S	43	15	Stone or Quartz	7,282	7,207	8,679

**RADIUS SQUARE TABLES**

MODEL #	L x W	HEIGHT	TOP MATERIAL / SUBTOP	-V	-P	-S
EB4S-3333-P	33 x 33	15	Laminate / Paint	5,311	5,239	6,641
EB4S-3333-V	33 x 33	15	Veneer / Wood	5,410	5,338	6,739
EB4S-3333-XP	33 x 33	15	FENIX® / Paint	5,515	5,443	6,844
EB4S-3333-XV	33 x 33	15	FENIX® / Wood	5,515	5,443	6,844
EB4S-3333-G	33 x 33	15	Back-painted Glass	6,163	6,090	7,492
EB4S-3333-S	33 x 33	15	Stone or Quartz	7,060	6,988	8,390

**RADIUS RECTANGLE TABLES**

MODEL #	L x W	HEIGHT	TOP MATERIAL / SUBTOP	-V	-P	-S
EB4T-5530-P	55 x 30	15	Laminate / Paint	5,323	5,245	6,757
EB4T-5530-V	55 x 30	15	Veneer / Wood	5,416	5,338	6,850
EB4T-5530-XP	55 x 30	15	FENIX® / Paint	5,515	5,437	6,949
EB4T-5530-XV	55 x 30	15	FENIX® / Wood	5,515	5,437	6,949
EB4T-5530-G	55 x 30	15	Back-painted Glass	6,124	6,046	7,558
EB4T-5530-S	55 x 30	15	Stone or Quartz	6,968	6,890	8,402

**TOP OPTIONS**

**Satin Glass Options:**

	CODE	PRICE	NOTES
Round Satin Glass	Add <b>-ESG</b>	\$186	
Radius Square Satin Glass	Add <b>-ESG</b>	\$178	
Radius Rectangle Satin Glass	Add <b>-ESG</b>	\$167	

**POWER OPTIONS**

**Dual USB-C Leg Cap:**

	CODE	PRICE	TOTAL DUAL USB-C	USB-C	INFEED
Corded Infeed: (2) Dual USB-C Leg Cap	Add <b>-DUSBC-2-C</b>	\$1,421	2	4	1
Field-Wired: (2) Dual USB-C Leg Cap	Add <b>-DUSBC-2-FW</b>	\$1,373	2	4	1



# FOUR POST BASE TABLES

## GENERAL INFORMATION

---

- Laminate / Paint: Paint color will match solid color laminate or coordinate with woodgrain & patterned laminate selection
- Veneer / Wood: Hardwood finish will match veneer selection
- FENIX® / Paint: Paint color will match FENIX® selection
- FENIX® / Wood: Hardwood finish requires veneer selection
- Back-painted Glass: Subtop paint color will match glass color
- Stone or Quartz: Subtop paint color will coordinate with stone or quartz design
- Leg Cap will match metal powder coat finish
- Corded Infeed Dual USB-C Leg Cap:
  - Two leg caps per table (four total ports)
  - (1) 6' plug-in in-feed cord, angled plug head
  - (1) Power Supply attached to underside of shelf
- Corded Infeed Dual USB-C Leg Cap:
  - Two leg caps per table (four total ports)
  - (1) 6' hardwired in-feed cord, angled plug head
  - (1) Power Supply attached to underside of shelf

## REQUIRED INFORMATION (ORDER CANNOT BE ENTERED WITHOUT THIS INFORMATION)

See appendix pages vi-xii for surface material options.

- Choose Top Material and Finish
- Choose Hardwood Finish, if FENIX® / Wood (XV) is specified
- Choose Shelf Material and Finish
- Choose Metal Powder Coat Finish



# Appendix

---



This price book supercedes all previous versions.

**Before placing your order, confirm you have all required information necessary. Lead times for orders begin after all required information is included and correct.**

## Delivery Information

We know lead times are important and sticking to them even more so. We work to maintain a 6-8 week lead time on all standard products in this book from receipt of a clean order. All orders are acknowledged with an approximate shipping date and will be invoiced with the price in effect at the date the purchase order is received. For current lead times, please review [www.nucraft.com/resources/lead-times](http://www.nucraft.com/resources/lead-times).

Shipping charges are prepaid (within the continental U.S.). Therefore, pricing is a delivered price based on normal ground transportation. If you have special instructions, need to ship by air, or are shipping to Alaska or Hawaii, contact Nucraft Customer Service. Nucraft can also help arrange to have products blanket wrapped for an additional charge. Contact the Nucraft Customer Service team or specify it on your purchase order.

**Minimum Freight Charge: Any order below \$3,000 net will be assessed a \$500 net minimum freight charge (one per order).**

Orders are subject to acquiring the materials required for manufacturing. Fulfillment can be affected by strikes, fires, embargoes and acts of government. These elements are beyond our control.

Nucraft offers a variety of services to accommodate a wide range of delivery requirements. Availability of these services is dependent on a number of factors and may not be offered with all shipments. Examples of delivery services that have additional fees include:

- Specific date
- Specific time of day, morning or afternoon
- Delivery to a warehouse before delivery to its final destination (unless product is picked up at the warehouse)

Contact the Nucraft Customer Service team for availability and pricing on these services.

## Freight Terms

Shipping charges for Nucraft products are prepaid for standard delivery in the continental United States. Standard delivery is defined as follows: Product is delivered on a 53' trailer being pulled by a long-haul tractor (total length of 85'). Facility will receive delivery Monday through Friday between the hours of 8:00 AM and 4:00 PM. Facility has docks with levelers and a fork truck for unloading. Product will be loaded on load bars two levels high. Receiving facility is responsible to have personnel on hand to unload the truck upon arrival, drivers do not unload. Delivery sites or times that do not meet these criteria may be accommodated, but will incur a charge to cover additional shipping costs. Please **notify Nucraft a minimum of two weeks prior to shipment** to arrange special services and determine additional charges.

## Storage

Nucraft has no storage facilities for finished product. If a customer cannot accept an order when it is ready for shipment, the customer must designate an alternative shipping address. If no address is provided, Nucraft may, at its discretion, transfer the product to storage. If product is transferred to an off-site storage facility, the customer may be charged for transportation to the facility and for any associated storage fees. Nucraft considers transfer of the product to a storage facility the equivalent of shipment, including invoicing and payment. Customers assume the risk of damage or loss during storage.

## Transportation Times and Delays

Third party carriers that Nucraft contracts with will make reasonable efforts to accommodate requested delivery times and dates. Scheduled delivery appointments may, however, be delayed for a variety of reasons, including inclement weather, traffic, transportation equipment problems, and delays encountered at other delivery locations along the delivery route. Nucraft does not recommend scheduling activities that depend on the delivery appointment (for example, scheduling furniture installers to install furniture the day of the delivery appointment). Nucraft shall not be liable for any costs incurred as a result of a missed delivery appointment.

## Shipment Damage Claims

Legal title to merchandise passes to the buyer upon acceptance by the carrier. Inspect all cartons upon delivery. Details of visible damage should be noted on the delivery receipt. Do not destroy packaging, transport to site, or install product if damage is found upon inspection. Inspection of products should be completed upon delivery to the receiver. If visible damage is apparent, a claim should be filed immediately with Nucraft Customer Service. If visible damage is not apparent, sign the delivery receipt "No visible damage." This will allow recourse for a concealed damage claim. Concealed damage claims must be filed within 15 days of receipt, **prior to transporting or installing any product.**

Do not destroy packing materials until shipment has been inspected. If damage is found, proceed to file a claim with Nucraft Customer Service.

**Failure to make any claims against Nucraft within 15 days shall constitute acceptance of the merchandise and a waiver of any defects, errors or shortages discovered upon inspection.**

## Cancellations

Cancellations must be reviewed by our Customer Service team. Because we build your products to order, orders cannot be cancelled once processing has begun. Processing includes but is not limited to development of shop drawings and other engineering drawings. If cancellation is approved, a processing fee of 20-100% will be assessed based on the status of the order.

## Change Order Policy

Nucraft will make every attempt to honor any reasonable change request to product provided that the request is received prior to start of production. Change orders will be accepted only if the request is made in writing and received in time to make the change. Nucraft reserves the right to increase our acknowledged price and ship date if necessary to make the requested changes. Please submit any change order request to our Customer Service team. Nucraft will assess charges to the customer as stipulated in the following:

- Standard Orders: Change orders received prior to production will be charged \$400 net to cover administrative costs.
- Special Orders: Change orders received prior to production will be charged \$400 net to cover administrative costs. There may be additional costs associated with engineering labor required for the change order.
- Change orders received after production must be evaluated by Nucraft. If approved, the charge will be \$400 net plus any restocking charges accumulated. There may be additional costs associated with engineering and/or manufacturing labor, as well as material costs, required for the change order.



## Repair Authorization

Prior written approval is required for repairs of merchandise charged to Nucraft. Failure to do so will result in customer funded repairs.

## Payment Terms

Deposits are required at the time of order due to the custom nature of our products. See information regarding Cancellations above.

Credit terms are available to qualified customers. Please contact AR@Nucraft.com to start the application process. Note that the credit application process requires a valid sales tax exemption or resale tax certificate, Form W-9, and three current trade references.

Credit Card Payments are accepted via web portal. Please contact AR@Nucraft.com for payment instructions. Note that a 2% convenience fee will be added for using this payment method and no early pay discounts are allowed on credit card payments.

## Warranty

Nucraft Furniture is warranted to be free from defects in materials and workmanship for a period of ten years of single shift use. Limitations include:

- Mechanical Devices such as latches, casters, and other moving components are warranted for five years of the date of original delivery.
- Height adjustable components are warranted for two years of the date of original delivery.
- The following are warranted for one year of the date of original delivery:
  - Textiles
  - Electrical Components
  - Refrigeration Units
  - Custom Products not described in Nucraft's Catalogue

This warranty is applicable only if furniture is properly installed and maintained in an office environment. This warranty extends only to products manufactured and sold in North America and only to original purchasers acquiring new Nucraft product through authorized dealers or approved sellers.

During this warranty period, Nucraft's sole obligation is to repair or replace, at Nucraft's discretion, products which prove to be defective during the warranty period.

This warranty does not cover:

- Damage caused by a carrier.
- Damage from user modification, misuse, abuse, accident, or negligence.
- Customer's Own Material (COM) specified by the customer that is not a standard product offering.
- Color, grain, or texture of wood and other covering material.

**Nucraft extends no other warranties, expressed or implied, including warranty of merchantability or fitness for a particular purpose. Nucraft shall not be liable for loss of time, inconvenience, commercial loss, incidental or consequential damages.**

## Environmental Statement

Nucraft is committed to supporting responsible environmental policies and practices in all that we do. We strive for sustainability, weighing our business decisions against the costs to the ecological, social and economic systems they affect.

Our products are manufactured to meet the credit requirements of the U.S. Green Building Council's LEED rating systems in one or more of the following categories:

- Recycled Content
- Certified Wood
- Low-Emitting Materials

## Computer Aided Planning

Nucraft products and pricing are available via CET and 2020 Worksheet, an AutoCAD®-based space planning tool.

2020 Worksheet is an integrated software system developed specifically for interior designers and facility planners to enhance workplace performance. This modern suite of applications works together seamlessly, in concert. Navigate catalogs, select products, design in plan view and 3D, assign options, create worksheets and build a project where you want, when you want. Take your pick. It's dynamic and interactive. Design projects are a work in progress. And now you can perform any of the many discrete tasks that go into a project any time, any place.

Product symbols (Revit, 2D and 3D) are available on the Nucraft website at [www.nucraft.com/resources/designer-tools/product-symbols](http://www.nucraft.com/resources/designer-tools/product-symbols).

## iSpec®

Nucraft offers a free online product configuration and specification service that saves you time and allows you to be creative while leaving the nuts and bolts to someone else. No specific software is required, nor is there any learning curve. This service applies to all Nucraft products. For additional information, visit [www.nucraft.com/resources/designer-tools/ispec](http://www.nucraft.com/resources/designer-tools/ispec).



## Surface Materials Palette

We crafted our materials palette using the same demanding standards that distinguish our furniture. Thoughtful design and attention to every detail elevate your possibilities.

Anchored by Nucraft veneers, unrivaled for clarity, quality, and depth of finish, our collection of surface materials comprises a sophisticated set of balanced elements that supports your design vision.

Some elements have their roots in Nucraft's rich heritage. Others are new materials and reflect current trends and taste. Together, they ensure that you're ready for today and positioned well for the future. Beautifully.

## Custom Finishes

Nucraft specializes in expert custom finish matching. For a nominal upcharge we can provide custom finishes, and we are frequently asked to match the finishes of other furniture manufacturers. For finishes that appear unusual to match or for customers directly requesting a sample, a finish sample will be sent for approval prior to entering the order.

Custom finishes requiring colored varnishes to create a painted look can only be applied to Maple veneer and require one extra week in addition to the standard lead time. Nucraft's standard black finish (G82) can be applied to all Nucraft standard veneers. Walnut is the standard black veneer. Other species must be specified when ordering.

Clear coat on a special veneer requires an approved sample.

Custom finishes carry a 10% upcharge per item, per finish, capped at \$2,200 List.

Custom finish upcharges are not applied to any item that is not wood. Example: casters, ganging connectors, power options..

## Treatments

**Note: Default veneer sheen will vary per finish and product. Default finish is bolded on pages vi-vii. If no direction is provided on incoming orders, default sheen will be selected. In addition, default veneer cut is noted in the price list. If no direction is provided on incoming orders, default cut will be selected.**

**Gloss:** Gloss is a durable finish that tends to nicely mask normal wear and leaves wood grain visible to the eye. It achieves a medium gloss open pore appearance (40 – 50 sheen range). Finish numbers preceded by the letter "G" indicate a Gloss finish.

**Matte:** Like Gloss, Matte is durable, tends to nicely mask normal wear and leaves wood grain visible to the eye. It achieves a low luster, open pore appearance (10 – 20 sheen range). Finish numbers preceded by the letter "M" indicate a Matte finish.

Since each veneer type responds differently to both types of treatment, all will have a distinctive look and feel when finished. For example, a Walnut veneer with a Gloss treatment will remain much more textured than a Cherry veneer with the same treatment.

## About the Wood

All Nucraft veneers are carefully selected for uniformity of color and grain. Still, wood is a natural substance and minor variations may occur due to its own uniqueness. Because of this, the furniture you receive may not be an exact match to our samples.

Nucraft takes great pride in our finish color consistency. However, wood is a natural product that will have color variation within a single piece of furniture, as well as from one piece to the next. Other factors also affect color over time, such as exposure to light (both intensity and duration). For example, lighter finishes cause more variation in colors over time.

In cases where a returning customer wants a precise match with existing furniture, we recommend sending a sample of the existing furniture finish. Please contact Nucraft Customer Service to determine an appropriate sample. This will ensure a finish match between old and new orders. This type of order is considered a control sample. There will be a 10% upcharge on an order of this type. Due to natural aging of veneers, natural finishes may vary.

## Care and Maintenance of Wood Finishes

Our finish material is a crystal clear, urethane acrylic blend. This type of finish may be repaired in the field by a qualified refinisher.

Nucraft recommends using a damp cloth to clean your fine wood furniture. Always wipe with the grain of the wood. Should your wood furniture require a more thorough cleaning, we recommend using a mild cleaner such as Joy dish soap or Murphy's oil soap, thoroughly diluted in water (one part soap to thirty parts water). Water will not damage Nucraft's finish, but it may leave surface spots when it dries. To avoid this, dry the surface with a soft cloth after it is cleaned. Marks that cannot be removed with the cleaning methods above may be able to be removed using naphtha, a mild degreasing solvent.

Caution: while the use of polishes that contain wax, petroleum solvents or silicones may immediately enhance the "shine" of a product, it may also eventually remove the fine original finish applied in our factory. Silicone on the surface of wood may also make it very difficult to respray or refinish.

All Nucraft furniture is inspected and polished before it leaves our factory. In some instances, the packing materials may imprint on the factory polish. Cleaning and polishing the furniture once it is unpacked will normally restore the furniture to its original beauty.

In some cases, the rubber support feet used on the bottom of common office equipment (teleconferencing phones, laptops, microphones, copiers, etc.) can create unsightly marks in the surface of wood tops, due to oxidation of the lacquer finish. We suggest these machines be placed on a protective type of padding, such as felt.

Wood will fade as a result of exposure to UV light. This is particularly prevalent with light finishes. If color changes due to fading are a concern for your application, the impact can be minimized by selecting medium to dark stains for your wood surfaces. Our top coat includes a UV inhibitor which makes the finishes less prone to fading.



## Laminates

Selected Formica®, Nevamar®, and Wilsonart® laminates are available on Training Tables, Conference Tables, Conference Room Furniture and select Occasional Tables. For standard laminate and wood pricing, refer to individual item pricing columns. It is important to note that wood grain laminates are unable to be grain matched over multi-piece table top applications.

## Non-Standard Laminates and Linoleums

To order a color other than those on our list (see pages vi-vii), refer to Nevamar or Formica standard grade, matte texture laminate offerings and Forbo Furniture Linoleums (excluding manufacturers' non-standard matte offering).

Nucraft can support other laminate and linoleum options beyond what can be found as standard options on pages vi-viii. For pricing, please send a request to quotes@nucraft.com.

## Care and Maintenance of Laminate and Novawrap

Laminate and Novawrap surfaces may be cleaned with a damp cloth and ordinary soap or non-abrasive household liquid detergent. Dry the surface with a clean cloth or soft paper towel to prevent streaks from appearing.

## Care and Maintenance of Metal

Metal surfaces can be wiped with a damp cloth and rubbed dry. A mild non-abrasive household liquid detergent can be used if necessary. Regular maintenance of metal components, including tightening of fasteners and light lubrication of moving parts, will extend the life of your furniture.

## Satin Etched Glass

Glass color may vary slightly on multi-piece conference table tops over 180" x 60" when satin etched glass is specified due to the iron content and etching process of the glass.

## Care and Maintenance of Glass

Clear or frosted glass may be cleaned with commercial glass cleaner. Be sure to use a lint-free cloth if cleaning the frosted side of the glass.

## Stone and Solid Surface Material

Despite its reputation for durability, natural stone can easily be broken during handling and/or installation if proper techniques are not followed. In addition, Nucraft is not responsible for the installation of natural stone or solid surface materials on its products. Therefore, installers specifically trained in the installation of these materials must be utilized to ensure a quality installation. Nucraft shall not be liable for any damages incurred during the handling and/or installation of natural stone or solid surface materials on its products.

## Care and Maintenance of Granite

Granite surfaces may be cleaned with a damp cloth and ordinary soap or non-abrasive household liquid detergent. Dry the surface with a clean cloth or soft paper towel to prevent streaks from appearing.

## Care and Maintenance of Leather

Genuine leather requires very little care. Nucraft recommends that leather be dusted regularly. If a more thorough cleaning is needed, use lukewarm water and a mild, non-abrasive soap. Generate some lather and lightly rub the surface with cheesecloth. Rinse off any soap film with clean water and towel dry. The leather may dry dull. To restore the leather to a normal gloss, rub it with a clean towel. Never use furniture polish, oil, varnish or ammonia. Saddle soap may be used to prevent the leather from becoming brittle or cracked and to maintain the original supple finish.

## Touch Up Finish Kits

Model #	Description	Price
KIT-M	Metal Kit	85
KIT-P	Paint Kit	85
KIT-S	Stain Kit	85

### REQUIRED INFORMATION:

#### (ORDER CANNOT BE ENTERED WITHOUT THIS INFORMATION)

- Kit model number
- Quantity of kits
- Specify finish (See pages vi-vii)

### General Information:

- Touch-up kits must be ordered on a purchase order separate from Nucraft product due to Hazmat shipping

### Retrofit & Replacements

If needing a partial placement or retrofit solution, please reach out to our quote team. Grain/color matched in a set.



## VENEER AND HARDWOOD

### STANDARD

Default veneer sheen will vary per finish and were determined by a team of experts who reviewed the colorways to determine if gloss or matte best highlighted the natural characteristics of the species of wood and the color of the stain. Default finish is bolded. If no direction is provided, default sheen will be selected.

	Matte	Gloss
<b>Rift Cut Oak</b>		
Carbon	M03	<b>G03</b>

### Flat Cut Oak

Artisan	<b>M68</b>	G68
Coco	<b>M67</b>	G67
Dove	<b>M66</b>	G66
Dune	<b>M05</b>	G05
Midnight	<b>M69</b>	G69
Portobello	<b>M7413</b>	G7413
Winter	<b>M70</b>	G70

### Flaky Oak

Sahara	<b>M61</b>	G61
--------	------------	-----

### Cherry

Auburn	M93	<b>G93</b>
Cognac	M21	<b>G21</b>

### Walnut

Marron	<b>M35</b>	G35
Mocha	<b>M33</b>	G33
Onyx	M82	<b>G82</b>
Otter	M31	<b>G31</b>
Zinc	M30	<b>G30</b>

### Maple

Natural Maple	M60	<b>G60</b>
---------------	-----	------------

### Linea

Euro Birch Linea	<b>M09</b>	G09
Oak Linea	<b>M08</b>	G08
Silver Birch Linea	M10	<b>G10</b>
Walnut Linea	<b>M27</b>	G27

### Paldo

Canyon	M77	<b>G77</b>
Paldo	<b>M76</b>	G76
Thicket	<b>M75</b>	G75

## LAMINATE

Coordinating paint color and hardwood finish options listed below.

		Paint
<b>Solid Laminates</b>		
Formica Brite White	459-58	M8008
Formica Dover White	7197-58	M7197P
Formica Folkstone	927-58	M927-58P
Formica Graphite	837-58	M837-58P
Formica Graystone	464-58	M464-58P
Formica Pearl	934-58	M934P

### Patterned Laminates

Nevamar Calm Distinction	VA6001T	S8012
Nevamar Cool Chic	VA7002T	M934P
Nevamar Easy Elegance	VA5002T	S44
Nevamar Serene Stardom	VA5001T	SR05
Wilsonart Sheer Mesh	4876-38	SR02
Wilsonart Grey Mesh	4877-38	S88
Wilsonart Pewter Mesh	4878-38	SR02

		Hardwood	Paint
<b>Wood Grain Laminates</b>			
Formica Aged Ash	8844-58	M8844	S88
Formica Blackened Legno	8848-58	M8848	S44
Formica Bleached Legno	8845-58	M8845	S88
Formica Chestnut Woodline	5884-58	M5884	S8010
Formica Espresso Pear	5489-58	M5489	S44
Formica Natural Ash	8843-58	M8843	S88
Formica Oiled Legno	8846-58	M8846	S8010
Formica Pecan Woodline	5883-58	M5883	S88
Formica Planked Coffee Oak	7413-58	M7413	S8010
Formica Sand Maple	9237-58	G60	S88
Formica Smoky Brown Pear	5488-58	M5488	S8005
Formica Thermo Walnut	6402-58	M6402	S8010
Formica Urban Planked Oak	9312-58	M9312	S88
Formica Weathered Ash	8842-58	M8842	S88
Formica White Ash	8841-58	M8841	S8004

## GLASS

	Satin	Gloss	Subtop Paint
<b>Satin or Gloss Glass</b>			
Black	BS	-	S44
Clove	VS	VG	S8000
Meringue	MS	MG	S8002
Moonlight	MLS	MLG	S87
Storm	STS	STG	S8001
Quill	QS	QG	S8012
White	WS	WG	S8004



## STONE

Stone orders may affect lead times. Standard Cambria finish is polished. For alternative finish options, please contact Nucraft Customer Service.

Stone	Subtop Paint	
Absolute Black Honed Granite	ST01	S8007
Carrara Marble	ST16	S8004

## Quartz | Cambria® Signature

Ainsley	STC100	S8004
Armitage	STC101	S44
Avalene	STC192	S8004
Bellingham	STC102	S8004
Berkeley	STC103	S8004
Berwyn	STC104	S8004
Blackbrook	STC105	S44
Bradshaw	STC106	S8004
Bradwell	STC107	S8004
Cambria Black	STC109	S44
Carrick	STC110	S44
Charlestown	STC207	S44
Charston	STC208	S44
Clifton	STC112	S8004
Colton	STC113	S8004
Copeland	STC200	S8004
Crowndale	STC114	S8004
Devon	STC115	S44
Dovestone	STC209	S8004
Fairbourne	STC116	S8004
Fieldstone	STC117	S44
Hadley	STC201	S44
Halewood	STC119	S8004
Hermitage	STC120	S8004
Kendal	STC122	S8004
Laneshaw	STC124	S44
MacBeth	STC202	S8004
Malvern	STC125	S8004
Montgomery	STC128	S8004
New Quay	STC130	S8004
Pendle Hill	STC131	S8004
Praa Sands	STC132	S8004
Ridgegate	STC203	S8004
Rose Bay	STC133	S8004
Sandgate	STC135	S8004
Seacourt	STC204	S8004
Smithfield	STC136	S8004
Sutherland	STC138	S8004
Swanbridge	STC139	S8004
Torquay	STC140	S8004
Trafalgar	STC205	S8004
Travella	STC141	S8004
Weybourne	STC143	S8004
Whitendale	STC206	S8004
Whitney	STC144	S8004
Woodcroft	STC146	S44

## Quartz | Cambria® Luxury

Abbey	STC147	S8004
Annicca	STC148	S8004
Beckington	STC150	S8004
Bentley	STC151	S8004
Brighton	STC212	S8004
Brittanica	STC153	S8004
Brittanica Gold Cool	STC154	S8004
Brittanica Gold Warm	STC155	S8004
Brittanica Warm	STC156	S8004
Claremont	STC215	S8004
Clovelly	STC158	S8004
Delamere	STC159	S44
Delgatie	STC160	S8004
Ella	STC161	S8004
Everleigh	STC162	S8004
Everleigh Warm	STC191	S8004
Gladstone	STC163	S8004
Golden Dragon	STC164	S44
Hailey	STC165	S8004
Harlow	STC166	S8004
Hemsworth	STC167	S8004
Huntley	STC168	S8004
Inverness Blakeley	STC190	S8004
Inverness Bristol Bay	STC169	S8004
Inverness Bronze	STC170	S8004
Inverness Cobalt	STC171	S8004
Inverness Everleigh	STC172	S8004
Inverness Frost	STC196	S8004
Inverness Gold	STC197	S8004
Inverness Platinum	STC173	S8004
Inverness Swansea	STC174	S8004
Ironsbridge	STC175	S8004
Iverness Frost	STC176	S8004
Iverness Gold	STC177	S8004
Kenwood	STC216	S8004
Lakedale	STC179	S8004
Mayfair	STC181	S8004
Mersey	STC182	S44
Notting Hill	STC183	S8004
Oakleigh	STC184	S8004
Portrush	STC185	S8004
Queen Anne	STC186	S8006
Skara Brae	STC187	S8004
Southport	STC188	S8004
White Cliff	STC189	S8004



## Quartz | Cambria® Coordinates

Big Sur Mist	STC221	S8004
Black Rock	STC223	S44
Foggy City	STC220	S8004
Mammoth Cave	STC222	S44
Minnesota Snow	STC219	S8004
Salt Lake	STC218	S8004
St. Isley	STC213	S8004
Traymore Bay	STC214	S8004

## Quartz | Wilsonart

Carrara Codena	ST21	S8004
Serene	ST17	S8004

## FENIX

Coordinating paint option listed below.

		Paint
<b>Fenix</b>		
Bianco Kos	J0032	S0032
Castoro Ottawa	J0717	S0717
Grigio Bromo	J0724	S0724
Grigio Efeso	J0725	S0725
Grigio Londra	J0718	S0718
Nero Ingo	J0720	S0720

## METAL

### Powder Coat

Aged Bronze	A8010
Black	A44
Burnished	A8009
Cloud	A8004
Foil	A8006
Galaxy	A8007
Moonlight	A87
Satin Bronze	A8011
Shadow	A8005
Storm	A8012

### Metal

Polished Chrome*	PC
------------------	----

\*Applied to Laptop Table exterior column

## PAINT

### Paint to Match Powder Coat

Aged Bronze	S8010
Black	S44
Brite White	M8008
Burnished	S88
Cloud	S8004
Clove	S8000
Dover White	M7197P
Foil	S8006
Folkstone	M927-58P
Galaxy	S8007
Graphite	M837-58P
Graystone	M464-58P
Meringue	S8002
Moonlight	S87
Parchment	SR02
Pearl	M934P
Quill	S8001
Shadow	S8005
Shale	SR05
Storm	S8012

### Paint to Match

To request a custom paint color, contact Nucraft Customer Service.  
A paint sample must be matched and approved prior to order.