

EMME

GSA Planning Guide + Price List

QUICK LINKS

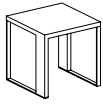
[EMME PRICING](#)[GENERAL INFORMATION](#)[FINISH INFORMATION](#)[SURFACE MATERIALS](#)



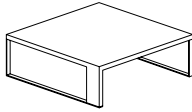
STATEMENT OF LINE

OCCASIONAL TABLES

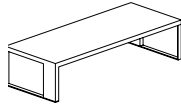
Pages 3-4



Occasional



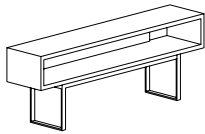
Square Coffee



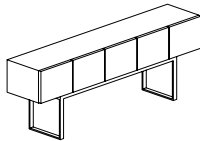
Rectangle Coffee

CONSOLES

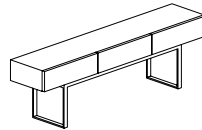
Pages 5-7



Open Console



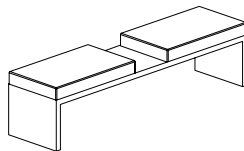
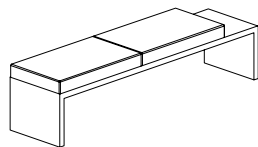
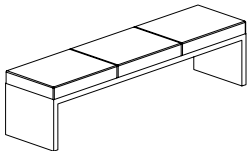
Doors Console



Drawers Console

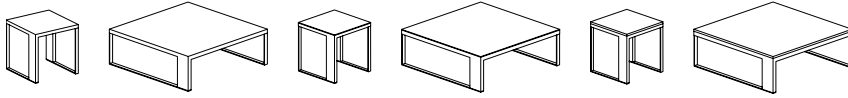
BENCHES

Page 8





SQUARE OCCASIONAL TABLES



SQUARE WITH WOOD TOP

SQUARE WITH GLASS OVER WOOD TOP

SQUARE WITH STONE OVER WOOD TOP

SURFACE MATERIAL KEY

S	All Paint
VC	Veneer with Metal Legs
VL	Veneer with Polished Stainless Legs
VD	Veneer with Brushed Stainless Legs
VB	Veneer with Blackened Nickel Legs

SQUARE WITH WOOD TOP

MODEL #	W x D x H	DESCRIPTION	-S	-VC	-VL	-VD	-VB
EMS-1620-W	16 x 16 x 20	End Table	2,238	2,238	3,132	3,351	3,351
EMS-2020-W	20 x 20 x 20	End Table	2,350	2,350	3,282	3,519	3,519
EMS-3614-W	36 x 36 x 14	Coffee Table	2,975	2,975	4,165	4,462	4,462
EMS-4214-W	42 x 42 x 14	Coffee Table	3,329	3,329	4,658	4,991	4,991
EMS-4814-W	48 x 48 x 14	Coffee Table	3,734	3,734	5,223	5,599	5,599

SQUARE WITH GLASS OVER WOOD TOP

MODEL #	W x D x H	DESCRIPTION	-S	-VC	-VL	-VD	-VB
EMS-1620-G	16 x 16 x 20	End Table	2,505	2,505	3,400	3,623	3,623
EMS-2020-G	20 x 20 x 20	End Table	2,773	2,773	3,709	3,941	3,941
EMS-3614-G	36 x 36 x 14	Coffee Table	4,348	4,348	5,541	5,837	5,837
EMS-4214-G	42 x 42 x 14	Coffee Table	5,203	5,203	6,529	6,861	6,861
EMS-4814-G	48 x 48 x 14	Coffee Table	6,182	6,182	7,673	8,046	8,046

SQUARE WITH STONE OVER WOOD TOP

MODEL #	W x D x H	DESCRIPTION	-S	-VC	-VL	-VD	-VB
EMS-1620-S	16 x 16 x 20	End Table	3,057	3,057	3,950	4,169	4,169
EMS-2020-S	20 x 20 x 20	End Table	3,628	3,628	4,565	4,803	4,803
EMS-3614-S	36 x 36 x 14	Coffee Table	7,131	7,131	8,317	8,614	8,614
EMS-4214-S	42 x 42 x 14	Coffee Table	8,982	8,982	10,309	10,641	10,641
EMS-4814-S	48 x 48 x 14	Coffee Table	11,118	11,118	12,609	12,981	12,981

OPTIONS

Satin Glass

CODE

Add **-SG**

PRICE

\$465

NOTES

GENERAL INFORMATION

- Wood top on End Tables are 1-1/4" thick; Wood Top on Coffee Tables are 1-1/2" thick
- Wood legs on End Tables are 4-1/2" wide; Wood legs on Coffee Tables are 5-3/4" wide
- Metal legs on End Tables are 1-1/4" wide; Metal legs on Coffee Tables are 1-1/2" wide
- Glass top adds 1/4" to the overall height
- Stone top adds 2 cm (approx. 3/4 inches) to the overall height
- Satin glass creates a translucent matte appearance which obscures view while maintaining a high level of light transmittance.
- To create a monochromatic look, specify All Paint (-S) option
- Laminate not available
- Standard veneer tops feature quarter cut veneers, with the exception of the following finishes:
 - Dune and Portobello (Flat Cut Oak)
 - Cognac and Auburn (Flat Cut Cherry)
 - Carbon (Rift Cut Oak)
- All products ship assembled

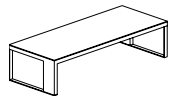
REQUIRED INFORMATION (ORDER CANNOT BE ENTERED WITHOUT THIS INFORMATION)

See appendix pages vi-viii for surface material options.

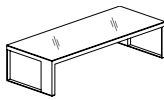
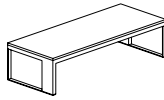
- Choose Veneer Finish
- Choose Paint Finish
- Choose Metal Finish (-VC or -PC option only)
- Choose Glass Finish, if applicable
- Choose Stone Top Finish, if applicable



RECTANGLE OCCASIONAL TABLES



RECTANGLE WITH WOOD TOP

RECTANGLE WITH
GLASS OVER WOOD TOPRECTANGLE WITH
STONE OVER WOOD TOP

SURFACE MATERIAL KEY

S	All Paint
VC	Veneer with Metal Legs
VL	Veneer with Polished Stainless Legs
VD	Veneer with Brushed Stainless Legs
VB	Veneer with Blackened Nickel Legs

RECTANGLE WITH WOOD TOP

MODEL #	W x D x H	DESCRIPTION	-S	-VC	-VL	-VD	-VB
EMT-4814-W	48 x 24 x 14	Coffee Table	2,870	2,870	4,012	4,298	4,298
EMT-6014-W	60 x 24 x 14	Coffee Table	3,086	3,086	4,313	4,624	4,624

RECTANGLE WITH GLASS OVER WOOD TOP

MODEL #	W x D x H	DESCRIPTION	-S	-VC	-VL	-VD	-VB
EMT-4814-G	48 x 24 x 14	Coffee Table	4,089	4,089	5,238	5,518	5,518
EMT-6014-G	60 x 24 x 14	Coffee Table	4,610	4,610	5,842	6,154	6,154

RECTANGLE WITH STONE OVER WOOD TOP

MODEL #	W x D x H	DESCRIPTION	-S	-VC	-VL	-VD	-VB
EMT-4814-S	48 x 24 x 14	Coffee Table	6,558	6,558	7,703	7,988	7,988
EMT-6014-S	60 x 24 x 14	Coffee Table	7,697	7,697	8,925	9,236	9,236

OPTIONS

OPTIONS	CODE	PRICE	NOTES
Satin Glass	Add -SG	\$465	

GENERAL INFORMATION

- Wood top on End Tables are 1-1/4" thick; Wood Top on Coffee Tables are 1-1/2" thick
- Wood legs on End Tables are 4-1/2" wide; Wood legs on Coffee Tables are 5-3/4" wide
- Metal legs on End Tables are 1-1/4" wide; Metal legs on Coffee Tables are 1-1/2" wide
- Glass top adds 1/4" to the overall height
- Stone top adds 2 cm (approx. 3/4 inches) to the overall height
- Satin glass creates a translucent matte appearance which obscures view while maintaining a high level of light transmittance.
- To create a monochromatic look, specify All Paint (-S) option
- Laminate not available
- Standard veneer tops feature quarter cut veneers, with the exception of the following finishes:
 - Dune and Portobello (Flat Cut Oak)
 - Cognac and Auburn (Flat Cut Cherry)
 - Carbon (Rift Cut Oak)
- All products ship assembled

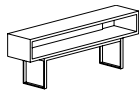
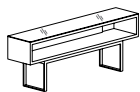
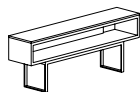
REQUIRED INFORMATION (ORDER CANNOT BE ENTERED WITHOUT THIS INFORMATION)

See appendix pages vi-viii for surface material options.

- Choose Veneer Finish
- Choose Paint Finish
- Choose Metal Finish (-VC or -PC option only)
- Choose Glass Finish, if applicable
- Choose Stone Top Finish, if applicable



OPEN CONSOLES

OPEN CONSOLE
WITH WOOD TOPOPEN CONSOLE WITH
GLASS OVER WOOD TOPOPEN CONSOLE WITH
STONE OVER WOOD TOP

SURFACE MATERIAL KEY

S	All Paint
VC	Veneer with Metal Legs
VL	Veneer with Polished Stainless Legs
VD	Veneer with Brushed Stainless Legs
VB	Veneer with Blackened Nickel Legs

OPEN CONSOLE WITH WOOD TOP

MODEL #	W x D x H	DESCRIPTION	-S	-VC	-VL	-VD	-VB
EMC-6026-NN-W	60 x 15 x 26.5	Open Console	5,972	5,972	9,542	6,925	6,925
EMC-7226-NN-W	72 x 15 x 26.5	Open Console	6,275	6,275	10,030	7,278	7,278

OPEN CONSOLE WITH GLASS OVER WOOD TOP

MODEL #	W x D x H	DESCRIPTION	-S	-VC	-VL	-VD	-VB
EMC-6026-NN-G	60 x 15 x 26.5	Open Console	6,933	6,933	10,505	7,885	7,885
EMC-7226-NN-G	72 x 15 x 26.5	Open Console	7,428	7,428	11,182	8,431	8,431

OPEN CONSOLE WITH STONE OVER WOOD TOP

MODEL #	W x D x H	DESCRIPTION	-S	-VC	-VL	-VD	-VB
EMC-6026-NN-S	60 x 15 x 26.5	Open Console	8,857	8,857	12,429	9,811	9,811
EMC-7226-NN-S	72 x 15 x 26.5	Open Console	9,736	9,736	13,491	10,733	10,733

OPTIONS	CODE	PRICE	NOTES
Satin Glass	Add -SG	\$465	

GENERAL INFORMATION

- Grain direction runs horizontally on the Door and Drawer fronts
- Metal legs are 1-1/2" wide
- Glass top adds 1/4" to the overall height
- Stone top adds 2 cm (approx. 3/4 inches) to the overall height
- Satin glass creates a translucent matte appearance which obscures view while maintaining a high level of light transmittance
- Drawer console has painted drawer boxes with soft close undermount slides; Door Console has soft close hinges
- To create a monochromatic look, specify All Paint (-S) option
- Laminate not available
- Standard veneer tops feature quarter cut veneers, with the exception of the following finishes:
 - Dune and Portobello (Flat Cut Oak)
 - Cognac and Auburn (Flat Cut Cherry)
 - Carbon (Rift Cut Oak)
- All products ship assembled
- Open Console has a painted back panel that partially covers back of the console

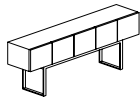
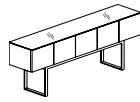
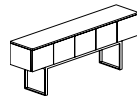
REQUIRED INFORMATION (ORDER CANNOT BE ENTERED WITHOUT THIS INFORMATION)

See appendix pages vi-viii for surface material options.

- Choose Veneer Finish
- Choose Paint Finish (-S option only)
- Choose Metal Finish (-VC or -PC option only)
- Choose Glass Finish, if applicable
- Choose Stone Top Finish, if applicable
- Choose Paint Finish for Back Panel



DOORS CONSOLES

DOORS CONSOLE
WITH WOOD TOPDOORS CONSOLE WITH
GLASS OVER WOOD TOPDOORS CONSOLE WITH
STONE OVER WOOD TOP

SURFACE MATERIAL KEY

VC	Veneer with Metal Legs
VL	Veneer with Polished Stainless Legs
VD	Veneer with Brushed Stainless Legs
VB	Veneer with Blackened Nickel Legs

DOORS CONSOLE WITH WOOD TOP

MODEL #	W x D x H	DESCRIPTION	-VC	-VL	-VD	-VB
EMC-6026-DR-W	60 x 15 x 26.5	4 Doors	6,293	9,865	7,242	7,242
EMC-7226-DR-W	72 x 15 x 26.5	5 Doors	6,724	10,479	7,725	7,725

DOORS CONSOLE WITH GLASS OVER WOOD TOP

MODEL #	W x D x H	DESCRIPTION	-VC	-VL	-VD	-VB
EMC-6026-DR-G	60 x 15 x 26.5	4 Doors	7,251	10,825	8,204	8,204
EMC-7226-DR-G	72 x 15 x 26.5	5 Doors	7,879	11,632	8,882	8,882

DOORS CONSOLE WITH STONE OVER WOOD TOP

MODEL #	W x D x H	DESCRIPTION	-VC	-VL	-VD	-VB
EMC-6026-DR-S	60 x 15 x 26.5	4 Doors	9,174	12,751	10,129	10,129
EMC-7226-DR-S	72 x 15 x 26.5	5 Doors	10,185	13,940	11,184	11,184

OPTIONS	CODE	PRICE	NOTES
Satin Glass	Add -SG	\$465	

GENERAL INFORMATION

- Grain direction runs horizontally on the Door and Drawer fronts
- Metal legs are 1-1/2" wide
- Glass top adds 1/4" to the overall height
- Stone top adds 2 cm (approx. 3/4 inches) to the overall height
- Satin glass creates a translucent matte appearance which obscures view while maintaining a high level of light transmittance
- Drawer console has painted drawer boxes with soft close undermount slides; Door Console has soft close hinges
- To create a monochromatic look, specify All Paint (-S) option
- Laminate not available
- Standard veneer tops feature quarter cut veneers, with the exception of the following finishes:
 - Dune and Portobello (Flat Cut Oak)
 - Cognac and Auburn (Flat Cut Cherry)
 - Carbon (Rift Cut Oak)
- All products ship assembled

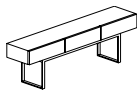
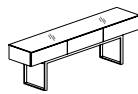
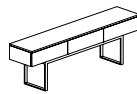
REQUIRED INFORMATION (ORDER CANNOT BE ENTERED WITHOUT THIS INFORMATION)

See appendix pages vi-viii for surface material options.

- Choose Veneer Finish
- Choose Paint Finish (-S option only)
- Choose Metal Finish (-VC or -PC option only)
- Choose Glass Finish, if applicable
- Choose Stone Top Finish, if applicable



DRAWERS CONSOLES

DRAWERS CONSOLE
WITH WOOD TOPDRAWERS CONSOLE WITH
GLASS OVER WOOD TOPDRAWERS CONSOLE WITH
STONE OVER WOOD TOP

SURFACE MATERIAL KEY

VC	Veneer with Metal Legs
VL	Veneer with Polished Stainless Legs
VD	Veneer with Brushed Stainless Legs
VB	Veneer with Blackened Nickel Legs

DRAWERS CONSOLE WITH WOOD TOP

MODEL #	W x D x H	DESCRIPTION	-VC	-VL	-VD	-VB
EMC-6022-DW-W	60 x 15 x 22.5	2 Drawers	6,613	10,185	7,566	7,566
EMC-7222-DW-W	72 x 15 x 22.5	3 Drawers	7,197	10,952	8,199	8,199

DRAWERS CONSOLE WITH GLASS OVER WOOD TOP

MODEL #	W x D x H	DESCRIPTION	-VC	-VL	-VD	-VB
EMC-6022-DW-G	60 x 15 x 22.5	2 Drawers	7,573	11,150	8,525	8,525
EMC-7222-DW-G	72 x 15 x 22.5	3 Drawers	8,355	12,107	9,352	9,352

DRAWERS CONSOLE WITH STONE OVER WOOD TOP

MODEL #	W x D x H	DESCRIPTION	-VC	-VL	-VD	-VB
EMC-6022-DW-S	60 x 15 x 22.5	2 Drawers	9,496	13,072	10,449	10,449
EMC-7222-DW-S	72 x 15 x 22.5	3 Drawers	10,656	14,414	11,658	11,658

OPTIONS	CODE	PRICE	NOTES
Satin Glass	Add -SG	\$465	

GENERAL INFORMATION

- Grain direction runs horizontally on the Door and Drawer fronts
- Metal legs are 1-1/2" wide
- Glass top adds 1/4" to the overall height
- Stone top adds 2 cm (approx. 3/4 inches) to the overall height
- Satin glass creates a translucent matte appearance which obscures view while maintaining a high level of light transmittance
- Drawer console has painted drawer boxes with soft close undermount slides; Door Console has soft close hinges
- To create a monochromatic look, specify All Paint (-S) option
- Laminate not available
- Standard veneer tops feature quarter cut veneers, with the exception of the following finishes:
 - Dune and Portobello (Flat Cut Oak)
 - Cognac and Auburn (Flat Cut Cherry)
 - Carbon (Rift Cut Oak)
- All products ship assembled

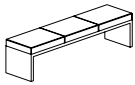
REQUIRED INFORMATION (ORDER CANNOT BE ENTERED WITHOUT THIS INFORMATION)

See appendix pages vi-viii for surface material options.

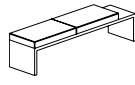
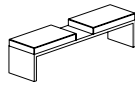
- Choose Veneer Finish
- Choose Paint Finish (-S option only)
- Choose Metal Finish (-VC or -PC option only)
- Choose Glass Finish, if applicable
- Choose Stone Top Finish, if applicable



BENCHES



FULL WIDTH CUSHION

PARTIAL WIDTH CUSHION
OPEN ON ENDPARTIAL WIDTH CUSHION
OPEN IN CENTER

VENEER WITH FULL WIDTH CUSHION

MODEL #	W x D x H	YARDAGE	COM	A	B	C	D	E	F	G	H
EMB-6018-F-V	60 x 18 x 18	2	4,505	4,777	4,920	5,052	5,196	5,331	5,466	5,602	5,659
EMB-7218-F-V	72 x 18 x 18	3	5,032	5,451	5,659	5,859	6,068	6,278	6,476	6,686	6,765

VENEER WITH PARTIAL WIDTH CUSHION - OPEN ON END

MODEL #	W x D x H	YARDAGE	COM	A	B	C	D	E	F	G	H
EMB-6018-P-V	60 x 18 x 18	2	4,341	4,617	4,759	4,892	5,030	5,169	5,303	5,444	5,497
EMB-7218-P-V	72 x 18 x 18	2	4,854	5,128	5,270	5,404	5,544	5,682	5,814	5,957	6,004

VENEER WITH PARTIAL WIDTH CUSHION - OPEN IN CENTER

MODEL #	W x D x H	YARDAGE	COM	A	B	C	D	E	F	G	H
EMB-6018-C-V	60 x 18 x 18	2	4,341	4,617	4,759	4,892	5,030	5,169	5,303	5,444	5,497
EMB-7218-C-V	72 x 18 x 18	2	4,854	5,128	5,270	5,404	5,544	5,682	5,814	5,957	6,004

PAINTED WITH FULL WIDTH CUSHION

MODEL #	W x D x H	YARDAGE	COM	A	B	C	D	E	F	G	H
EMB-6018-F-S	60 x 18 x 18	2	4,505	4,777	4,920	5,052	5,196	5,331	5,466	5,602	5,659
EMB-7218-F-S	72 x 18 x 18	3	5,032	5,451	5,659	5,859	6,068	6,278	6,476	6,686	6,765

PAINTED WITH PARTIAL WIDTH CUSHION - OPEN ON END

MODEL #	W x D x H	YARDAGE	COM	A	B	C	D	E	F	G	H
EMB-6018-P-S	60 x 18 x 18	2	4,341	4,617	4,759	4,892	5,030	5,169	5,303	5,444	5,497
EMB-7218-P-S	72 x 18 x 18	2	4,854	5,128	5,270	5,404	5,544	5,682	5,814	5,957	6,004

PAINTED WITH PARTIAL WIDTH CUSHION - OPEN IN CENTER

MODEL #	W x D x H	YARDAGE	COM	A	B	C	D	E	F	G	H
EMB-6018-C-S	60 x 18 x 18	2	4,341	4,617	4,759	4,892	5,030	5,169	5,303	5,444	5,497
EMB-7218-C-S	72 x 18 x 18	2	4,854	5,128	5,270	5,404	5,544	5,682	5,814	5,957	6,004

GENERAL INFORMATION

- Cushion is 3 1/2" -thick
- Opening on End and Center for 60" wide and 72" wide are 12"W x 18"D
- Standard veneer tops feature quarter cut veneers, with the exception of the following finishes:
 - Dune and Portobello (Flat Cut Oak)
 - Cognac and Auburn (Flat Cut Cherry)
 - Carbon (Rift Cut Oak)
- All products ship assembled
- **Note:** To accommodate its crisp corner construction, fabrics and other cushion materials must often be adhered to Emme cushions to prevent excessive rippling and puckering. Some materials do not lend themselves to this process, including some fabrics and alleathers. Nucraft alerts its customers when these are selected and recommends selecting an alternative material. If customers choose to proceed with the original selection, Nucraft will not be responsible for the rippling and puckering that may occur.

REQUIRED INFORMATION (ORDER CANNOT BE ENTERED WITHOUT THIS INFORMATION)

See appendix pages vi-viii for surface material options.

- Choose Veneer Finish
- Choose Paint Finish, if applicable
- Minimum Freight Charge: Add \$500 net per order below \$3,000 net



FREESTANDING POWER OPTION: TECH ZONE

TECH ZONE

Simple, easy to use and portable, this freestanding table top power option allows you to easily charge all of your devices.

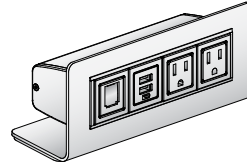
Available in two configurations with a variety of power and data connectivity options. Includes a 72"-long plug-in infeed cord.

ZONE-USB-C

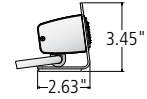
Includes two simplex receptacles, one data port and one charging USB-A+C charging port

ZONE-DATA

Includes two simplex receptacles and two open data ports



Tech Zone - Side View



ZONE-USB-C



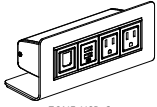
ZONE-DATA





FREESTANDING POWER OPTION

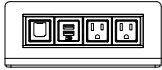
TECH ZONE	MODEL #	DESCRIPTION	SIMPLEX OUTLETS	OPEN DATA PORTS	CHARGING USB-A+C	PRICE
	ZONE-DATA	(2) Simplex receptacles, (2) Open data ports	2	2	-	375
	ZONE-USB-C	(2) Simplex receptacles, (1) Charging USB-A+C, (1) Open data port	2	1	1	449



ZONE-USB-C



ZONE-DATA



ZONE-USB-C

GENERAL INFORMATION

- 72" long plug-in infeed cord
- Finish is black
- Includes a Voice/Data Adapter Kit to accept couplers and jacks when required



Appendix



This price book supercedes all previous versions.

Before placing your order, confirm you have all required information necessary. Lead times for orders begin after all required information is included and correct.

Delivery Information

We know lead times are important and sticking to them even more so. We work to maintain a 6-8 week lead time on all standard products in this book from receipt of a clean order. All orders are acknowledged with an approximate shipping date and will be invoiced with the price in effect at the date the purchase order is received. For current lead times, please review www.nucraft.com/resources/lead-times.

Shipping charges are prepaid (within the continental U.S.). Therefore, pricing is a delivered price based on normal ground transportation. If you have special instructions, need to ship by air, or are shipping to Alaska or Hawaii, contact Nucraft Customer Service. Nucraft can also help arrange to have products blanket wrapped for an additional charge. Contact the Nucraft Customer Service team or specify it on your purchase order.

Minimum Freight Charge: Any order below \$3,000 net will be assessed a \$500 net minimum freight charge (one per order).

Orders are subject to acquiring the materials required for manufacturing. Fulfillment can be affected by strikes, fires, embargoes and acts of government. These elements are beyond our control.

Nucraft offers a variety of services to accommodate a wide range of delivery requirements. Availability of these services is dependent on a number of factors and may not be offered with all shipments. Examples of delivery services that have additional fees include:

- Specific date
- Specific time of day, morning or afternoon
- Delivery to a warehouse before delivery to its final destination (unless product is picked up at the warehouse)

Contact the Nucraft Customer Service team for availability and pricing on these services.

Freight Terms

Shipping charges for Nucraft products are prepaid for standard delivery in the continental United States. Standard delivery is defined as follows: Product is delivered on a 53' trailer being pulled by a long-haul tractor (total length of 85'). Facility will receive delivery Monday through Friday between the hours of 8:00 AM and 4:00 PM. Facility has docks with levelers and a fork truck for unloading. Product will be loaded on load bars two levels high. Receiving facility is responsible to have personnel on hand to unload the truck upon arrival, drivers do not unload. Delivery sites or times that do not meet these criteria may be accommodated, but will incur a charge to cover additional shipping costs. Please **notify Nucraft a minimum of two weeks prior to shipment** to arrange special services and determine additional charges.

Storage

Nucraft has no storage facilities for finished product. If a customer cannot accept an order when it is ready for shipment, the customer must designate an alternative shipping address. If no address is provided, Nucraft may, at its discretion, transfer the product to storage. If product is transferred to an off-site storage facility, the customer may be charged for transportation to the facility and for any associated storage fees. Nucraft considers transfer of the product to a storage facility the equivalent of shipment, including invoicing and payment. Customers assume the risk of damage or loss during storage.

Transportation Times and Delays

Third party carriers that Nucraft contracts with will make reasonable efforts to accommodate requested delivery times and dates. Scheduled delivery appointments may, however, be delayed for a variety of reasons, including inclement weather, traffic, transportation equipment problems, and delays encountered at other delivery locations along the delivery route. Nucraft does not recommend scheduling activities that depend on the delivery appointment (for example, scheduling furniture installers to install furniture the day of the delivery appointment). Nucraft shall not be liable for any costs incurred as a result of a missed delivery appointment.

Shipment Damage Claims

Legal title to merchandise passes to the buyer upon acceptance by the carrier. Inspect all cartons upon delivery. Details of visible damage should be noted on the delivery receipt. Do not destroy packaging, transport to site, or install product if damage is found upon inspection. Inspection of products should be completed upon delivery to the receiver. If visible damage is apparent, a claim should be filed immediately with Nucraft Customer Service. If visible damage is not apparent, sign the delivery receipt "No visible damage." This will allow recourse for a concealed damage claim. Concealed damage claims must be filed within 15 days of receipt, **prior to transporting or installing any product.**

Do not destroy packing materials until shipment has been inspected. If damage is found, proceed to file a claim with Nucraft Customer Service.

Failure to make any claims against Nucraft within 15 days shall constitute acceptance of the merchandise and a waiver of any defects, errors or shortages discovered upon inspection.

Cancellations

Cancellations must be reviewed by our Customer Service team. Because we build your products to order, orders cannot be cancelled once processing has begun. Processing includes but is not limited to development of shop drawings and other engineering drawings. If cancellation is approved, a processing fee of 20-100% will be assessed based on the status of the order.

Change Order Policy

Nucraft will make every attempt to honor any reasonable change request to product provided that the request is received prior to start of production. Change orders will be accepted only if the request is made in writing and received in time to make the change. Nucraft reserves the right to increase our acknowledged price and ship date if necessary to make the requested changes. Please submit any change order request to our Customer Service team. Nucraft will assess charges to the customer as stipulated in the following:

- Standard Orders: Change orders received prior to production will be charged \$400 net to cover administrative costs.
- Special Orders: Change orders received prior to production will be charged \$400 net to cover administrative costs. There may be additional costs associated with engineering labor required for the change order.
- Change orders received after production must be evaluated by Nucraft. If approved, the charge will be \$400 net plus any restocking charges accumulated. There may be additional costs associated with engineering and/or manufacturing labor, as well as material costs, required for the change order.



Repair Authorization

Prior written approval is required for repairs of merchandise charged to Nucraft. Failure to do so will result in customer funded repairs.

Payment Terms

Deposits are required at the time of order due to the custom nature of our products. See information regarding Cancellations above.

Credit terms are available to qualified customers. Please contact AR@Nucraft.com to start the application process. Note that the credit application process requires a valid sales tax exemption or resale tax certificate, Form W-9, and three current trade references.

Credit Card Payments are accepted via web portal. Please contact AR@Nucraft.com for payment instructions. Note that a 2% convenience fee will be added for using this payment method and no early pay discounts are allowed on credit card payments.

Warranty

Nucraft Furniture is warranted to be free from defects in materials and workmanship for a period of ten years of single shift use. Limitations include:

- Mechanical Devices such as latches, casters, and other moving components are warranted for five years of the date of original delivery.
- Height adjustable components are warranted for two years of the date of original delivery.
- The following are warranted for one year of the date of original delivery:
 - Textiles
 - Electrical Components
 - Refrigeration Units
 - Custom Products not described in Nucraft's Catalogue

This warranty is applicable only if furniture is properly installed and maintained in an office environment. This warranty extends only to products manufactured and sold in North America and only to original purchasers acquiring new Nucraft product through authorized dealers or approved sellers.

During this warranty period, Nucraft's sole obligation is to repair or replace, at Nucraft's discretion, products which prove to be defective during the warranty period.

This warranty does not cover:

- Damage caused by a carrier.
- Damage from user modification, misuse, abuse, accident, or negligence.
- Customer's Own Material (COM) specified by the customer that is not a standard product offering.
- Color, grain, or texture of wood and other covering material.

Nucraft extends no other warranties, expressed or implied, including warranty of merchantability or fitness for a particular purpose. Nucraft shall not be liable for loss of time, inconvenience, commercial loss, incidental or consequential damages.

Environmental Statement

Nucraft is committed to supporting responsible environmental policies and practices in all that we do. We strive for sustainability, weighing our business decisions against the costs to the ecological, social and economic systems they affect.

Our products are manufactured to meet the credit requirements of the U.S. Green Building Council's LEED rating systems in one or more of the following categories:

- Recycled Content
- Certified Wood
- Low-Emitting Materials

Computer Aided Planning

Nucraft products and pricing are available via CET and 2020 Worksheet, an AutoCAD®-based space planning tool.

2020 Worksheet is an integrated software system developed specifically for interior designers and facility planners to enhance workplace performance. This modern suite of applications works together seamlessly, in concert. Navigate catalogs, select products, design in plan view and 3D, assign options, create worksheets and build a project where you want, when you want. Take your pick. It's dynamic and interactive. Design projects are a work in progress. And now you can perform any of the many discrete tasks that go into a project any time, any place.

Product symbols (Revit, 2D and 3D) are available on the Nucraft website at www.nucraft.com/resources/designer-tools/product-symbols.

iSpec®

Nucraft offers a free online product configuration and specification service that saves you time and allows you to be creative while leaving the nuts and bolts to someone else. No specific software is required, nor is there any learning curve. This service applies to all Nucraft products. For additional information, visit www.nucraft.com/resources/designer-tools/ispec.



Surface Materials Palette

We crafted our materials palette using the same demanding standards that distinguish our furniture. Thoughtful design and attention to every detail elevate your possibilities.

Anchored by Nucraft veneers, unrivaled for clarity, quality, and depth of finish, our collection of surface materials comprises a sophisticated set of balanced elements that supports your design vision.

Some elements have their roots in Nucraft's rich heritage. Others are new materials and reflect current trends and taste. Together, they ensure that you're ready for today and positioned well for the future. Beautifully.

Custom Finishes

Nucraft specializes in expert custom finish matching. For a nominal upcharge we can provide custom finishes, and we are frequently asked to match the finishes of other furniture manufacturers. For finishes that appear unusual to match or for customers directly requesting a sample, a finish sample will be sent for approval prior to entering the order.

Custom finishes requiring colored varnishes to create a painted look can only be applied to Maple veneer and require one extra week in addition to the standard lead time. Nucraft's standard black finish (G82) can be applied to all Nucraft standard veneers. Walnut is the standard black veneer. Other species must be specified when ordering.

Clear coat on a special veneer requires an approved sample.

Custom finishes carry a 10% upcharge per item, per finish, capped at \$2,200 List.

Custom finish upcharges are not applied to any item that is not wood. Example: casters, ganging connectors, power options..

Treatments

Note: Default veneer sheen will vary per finish and product. Default finish is bolded on pages vi-vii. If no direction is provided on incoming orders, default sheen will be selected. In addition, default veneer cut is noted in the price list. If no direction is provided on incoming orders, default cut will be selected.

Gloss: Gloss is a durable finish that tends to nicely mask normal wear and leaves wood grain visible to the eye. It achieves a medium gloss open pore appearance (40 – 50 sheen range). Finish numbers preceded by the letter "G" indicate a Gloss finish.

Matte: Like Gloss, Matte is durable, tends to nicely mask normal wear and leaves wood grain visible to the eye. It achieves a low luster, open pore appearance (10 – 20 sheen range). Finish numbers preceded by the letter "M" indicate a Matte finish.

Since each veneer type responds differently to both types of treatment, all will have a distinctive look and feel when finished. For example, a Walnut veneer with a Gloss treatment will remain much more textured than a Cherry veneer with the same treatment.

About the Wood

All Nucraft veneers are carefully selected for uniformity of color and grain. Still, wood is a natural substance and minor variations may occur due to its own uniqueness. Because of this, the furniture you receive may not be an exact match to our samples.

Nucraft takes great pride in our finish color consistency. However, wood is a natural product that will have color variation within a single piece of furniture, as well as from one piece to the next. Other factors also affect color over time, such as exposure to light (both intensity and duration). For example, lighter finishes cause more variation in colors over time.

In cases where a returning customer wants a precise match with existing furniture, we recommend sending a sample of the existing furniture finish. Please contact Nucraft Customer Service to determine an appropriate sample. This will ensure a finish match between old and new orders. This type of order is considered a control sample. There will be a 10% upcharge on an order of this type. Due to natural aging of veneers, natural finishes may vary.

Care and Maintenance of Wood Finishes

Our finish material is a crystal clear, urethane acrylic blend. This type of finish may be repaired in the field by a qualified refinisher.

Nucraft recommends using a damp cloth to clean your fine wood furniture. Always wipe with the grain of the wood. Should your wood furniture require a more thorough cleaning, we recommend using a mild cleaner such as Joy dish soap or Murphy's oil soap, thoroughly diluted in water (one part soap to thirty parts water). Water will not damage Nucraft's finish, but it may leave surface spots when it dries. To avoid this, dry the surface with a soft cloth after it is cleaned. Marks that cannot be removed with the cleaning methods above may be able to be removed using naphtha, a mild degreasing solvent.

Caution: while the use of polishes that contain wax, petroleum solvents or silicones may immediately enhance the "shine" of a product, it may also eventually remove the fine original finish applied in our factory. Silicone on the surface of wood may also make it very difficult to respray or refinish.

All Nucraft furniture is inspected and polished before it leaves our factory. In some instances, the packing materials may imprint on the factory polish. Cleaning and polishing the furniture once it is unpacked will normally restore the furniture to its original beauty.

In some cases, the rubber support feet used on the bottom of common office equipment (teleconferencing phones, laptops, microphones, copiers, etc.) can create unsightly marks in the surface of wood tops, due to oxidation of the lacquer finish. We suggest these machines be placed on a protective type of padding, such as felt.

Wood will fade as a result of exposure to UV light. This is particularly prevalent with light finishes. If color changes due to fading are a concern for your application, the impact can be minimized by selecting medium to dark stains for your wood surfaces. Our top coat includes a UV inhibitor which makes the finishes less prone to fading.



Laminates

Selected Formica®, Nevamar®, and Wilsonart® laminates are available on Training Tables, Conference Tables, Conference Room Furniture and select Occasional Tables. For standard laminate and wood pricing, refer to individual item pricing columns. It is important to note that wood grain laminates are unable to be grain matched over multi-piece table top applications.

Non-Standard Laminates and Linoleums

To order a color other than those on our list (see pages vi-viii), refer to Nevamar or Formica standard grade, matte texture laminate offerings and Forbo Furniture Linoleums (excluding manufacturers' non-standard matte offering).

Nucraft can support other laminate and linoleum options beyond what can be found as standard options on pages vi-viii. For pricing, please send a request to quotes@nucraft.com.

Care and Maintenance of Laminate and Novawrap

Laminate and Novawrap surfaces may be cleaned with a damp cloth and ordinary soap or non-abrasive household liquid detergent. Dry the surface with a clean cloth or soft paper towel to prevent streaks from appearing.

Care and Maintenance of Metal

Metal surfaces can be wiped with a damp cloth and rubbed dry. A mild non-abrasive household liquid detergent can be used if necessary. Regular maintenance of metal components, including tightening of fasteners and light lubrication of moving parts, will extend the life of your furniture.

Satin Etched Glass

Glass color may vary slightly on multi-piece conference table tops over 180" x 60" when satin etched glass is specified due to the iron content and etching process of the glass.

Care and Maintenance of Glass

Clear or frosted glass may be cleaned with commercial glass cleaner. Be sure to use a lint-free cloth if cleaning the frosted side of the glass.

Stone and Solid Surface Material

Despite its reputation for durability, natural stone can easily be broken during handling and/or installation if proper techniques are not followed. In addition, Nucraft is not responsible for the installation of natural stone or solid surface materials on its products. Therefore, installers specifically trained in the installation of these materials must be utilized to ensure a quality installation. Nucraft shall not be liable for any damages incurred during the handling and/or installation of natural stone or solid surface materials on its products.

Care and Maintenance of Granite

Granite surfaces may be cleaned with a damp cloth and ordinary soap or non-abrasive household liquid detergent. Dry the surface with a clean cloth or soft paper towel to prevent streaks from appearing.

Care and Maintenance of Leather

Genuine leather requires very little care. Nucraft recommends that leather be dusted regularly. If a more thorough cleaning is needed, use lukewarm water and a mild, non-abrasive soap. Generate some lather and lightly rub the surface with cheesecloth. Rinse off any soap film with clean water and towel dry. The leather may dry dull. To restore the leather to a normal gloss, rub it with a clean towel. Never use furniture polish, oil, varnish or ammonia. Saddle soap may be used to prevent the leather from becoming brittle or cracked and to maintain the original supple finish.

Touch Up Finish Kits

Model #	Description	Price
KIT-M	Metal Kit	85
KIT-P	Paint Kit	85
KIT-S	Stain Kit	85

REQUIRED INFORMATION:

(ORDER CANNOT BE ENTERED WITHOUT THIS INFORMATION)

- Kit model number
- Quantity of kits
- Specify finish (See pages vi-vii)

General Information:

- Touch-up kits must be ordered on a purchase order separate from Nucraft product due to Hazmat shipping

Retrofit & Replacements

If needing a partial placement or retrofit solution, please reach out to our quote team. Grain/color matched in a set.



VENEER

STANDARD

Default veneer sheen will vary per finish and were determined by a team of experts who reviewed the colorways to determine if gloss or matte best highlighted the natural characteristics of the species of wood and the color of the stain. Default finish is bolded. If no direction is provided, default sheen will be selected.

	Matte	Gloss
Rift Cut Oak		
Carbon	M03	G03
Flat Cut Oak		
Artisan	M68	G68
Coco	M67	G67
Dove	M66	G66
Dune	M05	G05
Midnight	M69	G69
Portobello	M7413	G7413
Winter	M70	G70
Flaky Oak		
Sahara	M61	G61
Cherry		
Auburn	M93	G93
Cognac	M21	G21
Walnut		
Marron	M35	G35
Mocha	M33	G33
Onyx	M82	G82
Otter	M31	G31
Zinc	M30	G30
Maple		
Natural Maple	M60	G60
Linea		
Euro Birch Linea	M09	G09
Oak Linea	M08	G08
Silver Birch Linea	M10	G10
Walnut Linea	M27	G27
Paldo		
Canyon	M77	G77
Paldo	M76	G76
Thicket	M75	G75

GLASS

	Satin	Gloss
Satin or Gloss Glass		
Black	BS	-
Clove	VS	VG
Meringue	MS	MG
Moonlight	MLS	MLG
Storm	STS	STG
Quill	QS	QG
White	WS	WG



STONE

Stone orders may affect lead times. Standard Cambria finish is polished. For alternative finish options, please contact Nucraft Customer Service.

Stone	Subtop Paint	
Absolute Black Honed Granite	ST01	S8007
Carrara Marble	ST16	S8004

Quartz | Cambria® Signature

Ainsley	STC100	S8004
Armitage	STC101	S44
Avalene	STC192	S8004
Bellingham	STC102	S8004
Berkeley	STC103	S8004
Berwyn	STC104	S8004
Blackbrook	STC105	S44
Bradshaw	STC106	S8004
Bradwell	STC107	S8004
Cambria Black	STC109	S44
Carrick	STC110	S44
Charlestown	STC207	S44
Charston	STC208	S44
Clifton	STC112	S8004
Colton	STC113	S8004
Copeland	STC200	S8004
Crowndale	STC114	S8004
Devon	STC115	S44
Dovestone	STC209	S8004
Fairbourne	STC116	S8004
Fieldstone	STC117	S44
Hadley	STC201	S44
Halewood	STC119	S8004
Hermitage	STC120	S8004
Kendal	STC122	S8004
Laneshaw	STC124	S44
MacBeth	STC202	S8004
Malvern	STC125	S8004
Montgomery	STC128	S8004
New Quay	STC130	S8004
Pendle Hill	STC131	S8004
Praa Sands	STC132	S8004
Ridgegate	STC203	S8004
Rose Bay	STC133	S8004
Sandgate	STC135	S8004
Seacourt	STC204	S8004
Smithfield	STC136	S8004
Sutherland	STC138	S8004
Swanbridge	STC139	S8004
Torquay	STC140	S8004
Trafalgar	STC205	S8004
Travella	STC141	S8004
Weybourne	STC143	S8004
Whitendale	STC206	S8004
Whitney	STC144	S8004
Woodcroft	STC146	S44

Quartz | Cambria® Luxury

Abbey	STC147	S8004
Annicca	STC148	S8004
Beckington	STC150	S8004
Bentley	STC151	S8004
Brighton	STC212	S8004
Brittanica	STC153	S8004
Brittanica Gold Cool	STC154	S8004
Brittanica Gold Warm	STC155	S8004
Brittanica Warm	STC156	S8004
Claremont	STC215	S8004
Clovelly	STC158	S8004
Delamere	STC159	S44
Delgatie	STC160	S8004
Ella	STC161	S8004
Everleigh	STC162	S8004
Everleigh Warm	STC191	S8004
Gladstone	STC163	S8004
Golden Dragon	STC164	S44
Hailey	STC165	S8004
Harlow	STC166	S8004
Hemsworth	STC167	S8004
Huntley	STC168	S8004
Inverness Blakeley	STC190	S8004
Inverness Bristol Bay	STC169	S8004
Inverness Bronze	STC170	S8004
Inverness Cobalt	STC171	S8004
Inverness Everleigh	STC172	S8004
Inverness Frost	STC196	S8004
Inverness Gold	STC197	S8004
Inverness Platinum	STC173	S8004
Inverness Swansea	STC174	S8004
Ironsbridge	STC175	S8004
Iverness Frost	STC176	S8004
Iverness Gold	STC177	S8004
Kenwood	STC216	S8004
Lakedale	STC179	S8004
Mayfair	STC181	S8004
Mersey	STC182	S44
Notting Hill	STC183	S8004
Oakleigh	STC184	S8004
Portrush	STC185	S8004
Queen Anne	STC186	S8006
Skara Brae	STC187	S8004
Southport	STC188	S8004
White Cliff	STC189	S8004



Quartz | Cambria® Coordinates

Big Sur Mist	STC221	S8004
Black Rock	STC223	S44
Foggy City	STC220	S8004
Mammoth Cave	STC222	S44
Minnesota Snow	STC219	S8004
Salt Lake	STC218	S8004
St. Isley	STC213	S8004
Traymore Bay	STC214	S8004

Quartz | Wilsonart

Carrara Codena	ST21	S8004
Serene	ST17	S8004

METAL

Powder Coat

Aged Bronze	A8010
Black	A44
Burnished	A8009
Cloud	A8004
Foil	A8006
Galaxy	A8007
Moonlight	A87
Satin Bronze	A8011
Shadow	A8005
Storm	A8012

Metal

Blackened Nickel	ABN
Brushed Stainless Steel	BSS
Polished Stainless Steel	APS

PAINT

Aged Bronze	S8010
Black	S44
Blush	S6052
Burnished	S88
Cayenne	S84
Cloud	S8004
Eco	S6447
Flirt	S6860
Foil	S8006
Galaxy	S8007
Limelight	S89
Moonlight	S87
Oyster	HS8003
Peacock	S86
Punch	S83
Santorini	S6966
Satin Bronze	S8011
Serendipity	S6907
Shadow	S8005
Storm	S8012

Paint to Match

To request a custom paint color, contact NuCraft Customer Service.
A paint sample must be matched and approved prior to order.



Applies to Benches.

Nucraft is pleased to partner with KnollTextiles, Kvadrat, Spinneybeck, and UltraFabrics to offer a concise selection of standard upholstery fabrics pre-approved for use on our products, with prices that are figured into our graded-in system. We've carefully curated a selection of each of the textile's color lines to coordinate with our materials offering. However, all colorways are approved and available as standard. Please contact fabric manufacturer for sampling support.

Knoll Hourglass | K1523 | Grade B

Aegean	18
Alley	27
Bark	21
Beeswax	6
Bluebird	13
Flax	5
Gull	2
Misty	24
Sandbar	3
Sizzle	9
Spring	16
Tart	11

UltraFabrics Brisa Original | 533 | Grade C

Abyss	9378
Apple Green	4448
Ash	5802
Aztec	3823
Bark	3914
Beet Root	1361
Birch	3019
Black Onyx	5749
Blue Sea	2621
Bone	3822
Cabernet	9400
Cambridge Blue	2645
Canyon	3825
Caramel	3591
Celery	4510
Cinnabar	8245
Clear Quartz	6528
Coffee Bean	3023
Cream	3863
Desert Clay	3864
Esmeralda	4302
Evening Blue	2620
Ginger	3051
Harbor Mist	2793
Hazy	5360
Honeydew	4345

Ice Pink	6596
Iceberg	3272
Indigo	2683
Koi	8202
Lambs Ear	4361
Mineral	2697
Moon	3277
Mystic Beige	3775
New Sand	3946
Night Navy	2694
Olive	4488
Peat	3200
Pompeian Red	1383
Putty	3915
Quicksilver	5820
Rising Tide	2794
Rose Red	1344
Sage	4487
Salsa	1373
Seaweed	4303
Shiitake	3022
Skyway	2696
Sterling Blue	2698
Truffle	3913
White	5747
Wishbone	3276
Wrought Iron	5703
Yukon Gold	8269

Knoll Hopsack | K1206 | Grade C

Admiral	11
Black	16
Buff	1
Lime	4
Magenta	9
Putty	13
Red	10
Stucco	2

Knoll Felt | K1207 | Grade D

Apple	3
Cadet	11
Canary	5
Ivory	1
Mocha	15
Pewter	17
Poppy	7
Tar	20



LEATHER

Spinneybeck Vincenza | VZ | Grade E

Appia Antica	2120
Black	BLCK
Castello di Bellaguardia	2112
Cinque Terre	2122
Costozza	2116
Peralolo	2115
Ponte Furo	2102
Nocciola	2117
Salvi	2101
Scamozzi	2114
Villabalzana	2108

Spinneybeck Volo | VO | Grade F

Black	BLCK
Casablanca	975
Dromedary	977
Lichen	902
Mauve Beige	954
Oatmeal	957
Parchment	960
Petroglyph	962
Rust	905
Talc	939
Tuscany	963

GRADED-IN FABRIC PROGRAM

Top quality upholstery and fabrics have been graded into the price lists. We work with various distributors and now offer a larger selection of fabrics. For fabric grades and availability, check our website at www.nucraft.com.

NET PRICE PER YARD	NUCRAFT GRADE
\$0 - \$30.00	A
\$30.01 - \$45.00	B
\$45.01 - \$60.00	C
\$60.01 - \$75.00	D
\$75.01 - \$90.00	E
\$90.01 - \$105.00	F
\$105.01 - \$120.00	G
\$120.01 - \$135.00	H

\$135.00 and above: Contact Nucraft Customer Service



COM SPECIFICATION

For COM orders, please include the following:

- Name of customer
- Customer's purchase order number
- Model number and quantity of piece(s) to be covered
- Specify right-way or railroad application (railroad is the default if no selection is made)
- If fabric is a stripe or pattern, specify vertical or horizontal application
- Supplier's name, material number, and description

YARDAGE ESTIMATING

All yardages in the price list are based on 54" wide plain (no match) fabric.

The following is a guide for fabrics that are less than 54" wide or have a pattern match.

Fabric Less than 54" Wide

For 50" wide fabrics, allow 10% additional fabric.
For 48" wide fabrics, allow 15% additional fabric.
For 45" wide fabrics, allow 20% additional fabric.
For 36" wide fabrics, allow 50% additional fabric.

For Pattern Match Fabrics

For 3" to 14" repeat, allow 15% additional fabric.
For 15" to 19" repeat, allow 20% additional fabric.
For 20" to 27" repeat, allow 25% additional fabric.
For 28" to 36" repeat, allow 30% additional fabric.

Nucraft may add a charge for sewing, cutting and matching unusual COM or COL materials to cover additional costs. Call customer service for pricing.

It is the sole responsibility of the customer to determine that the fabric is appropriate for the application in which it will be used.

Once COM/COL is accepted, Nucraft assumes no responsibility for its overall appearance, flammability, normal durability, color fastness, or any other quality after upholstered on a Nucraft product beyond our normal quality standards.

The fabric should be sent to the following address:

Nucraft Furniture Company
5151 West River Drive
Comstock Park, MI 49321
Attn: Order Processing

FIRE RESISTANCE

Nucraft will only work with textiles that meet the ACT Voluntary Performance Guidelines:

- Nucraft fabric tack panels incorporate fabrics that meet the ASTM E 84 standard US flammability test for wrapped panels.
- Nucraft upholstery fabrics for benches and cushions must meet one or more of the following flammability tests; NFPA 260, NFPA 701, or CAL 117.
- All COM fabrics must meet the required flammability standards per fabric application.
- Nucraft reserves the right to decline any fabrics that do not meet ACT standard flammability requirements.

COM LEATHER SPECIFICS

The following is a guide for specifying leather requirements. The guide is based on the following general information.

A full "domestic" hide is approximately 50-60 square feet. A specialty or calf hide is approximately 35 square feet. Of this footage there are various non-usable areas included in the hide's size. Conversion of fabric yardage to leather is approximately 1 yard = 18 square feet.

Bench Requirements

48" benches will require 1/2 domestic hide or 1 full calf hide.

60" benches will require 1 domestic hide or 2 calf hides.

72" benches will require approximately 1 full domestic hide or 3 calf hides.

The boxing around the seat, if required, will have 4-6 seams that will be placed aesthetically based on the yield and usable remains of the hides.