

FLOW™ ACTIVITY WALL & CREDENZA

Planning Guide + Price List

QUICK LINKS

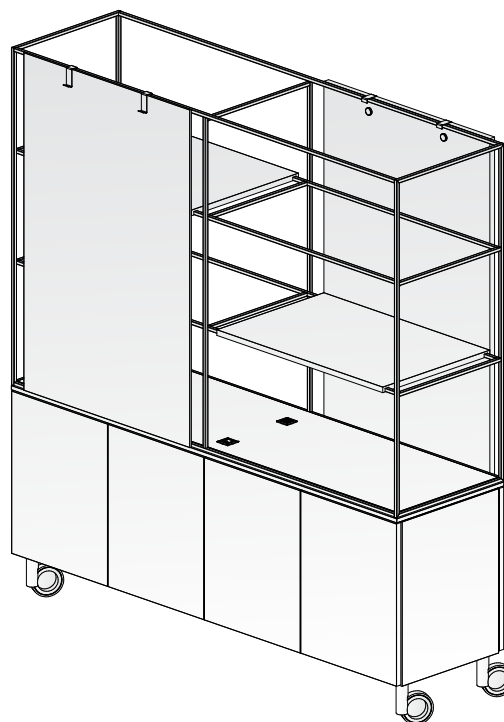
[PLANNING GUIDE](#)[FLOW ACTIVITY WALL &
CREDENZA PRICING](#)[GENERAL INFORMATION](#)[FINISH INFORMATION](#)[SURFACE MATERIALS](#)



TABLE OF CONTENTS

Click the shortcuts below to jump to each section.

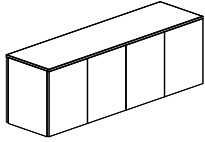
General Information	ii-vi
Finish Information	vii-viii
Surface Materials	ix-x
Statement of Line	3
Specification Overview	4
FLOW ACTIVITY WALL AND CREDENZA	
Case Components	5-7
Top Materials and Base Styles	5
Case and Door Styles	5
Hardware and Case Options	6
Door and Base Style Details	7
Wall Components	8-11
Steel Frame	8
Shelf and Tray Styles	8
Shelf Dimensions	9
Accessories	10
Accessory Dimensions	11
Activity Wall and Credenza Dimensions	12
Price List	13-42
24.5"-Height Case (24.5" Case Only)	13-15
30"-Height Case (6" Base and 24" Case)	16-18
58"-Height (24.5" Case Only and 33" Steel Frame)	19-24
63"-Height Case (6" Base, 24" Case, and 33" Steel Frame)	25-30
72"-Height Case (24.5" Case Only and 48" Steel Frame)	31-36
78"-Height Case (6" Base, 24" Case and 48" Steel Frame)	37-42



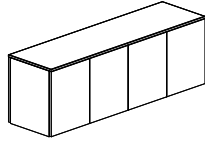


STATEMENT OF LINE

CASE STYLE

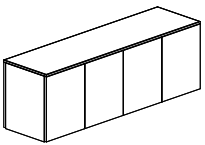


Single-sided Case

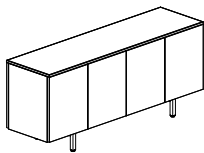


Dual-sided Case

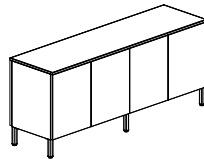
BASE STYLE



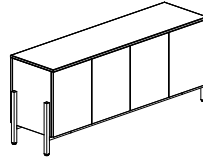
Case Only



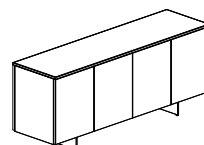
Inset Leg



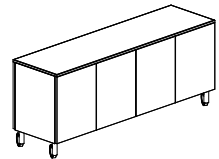
Edge-mount Leg



Cradle

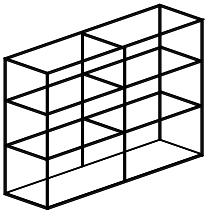


Blade

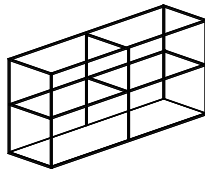


Casters

FRAME

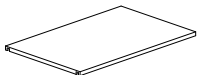


48" Height

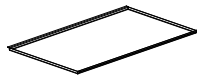


33" Height

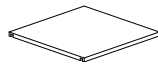
SHELF STYLE



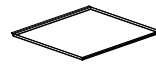
Full Shelf



Full Tray



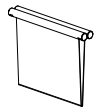
2/3 Shelf



2/3 Tray



1/3 Tray




Magazine Sling

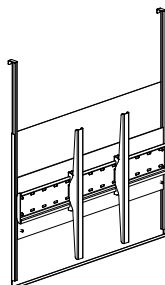
ACCESSORIES



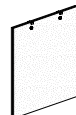
48" Fabric Board



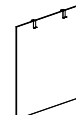
48" Marker Board



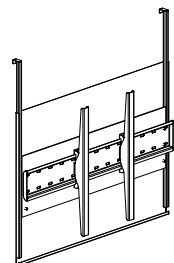
48" Monitor Mount



33" Fabric Board



33" Marker Board



33" Monitor Mount



SPECIFICATION OVERVIEW

FLOW ACTIVITY WALL AND CREDENZA

1. Choose Height and Top Material

Choose from veneer or laminate tops and choose casters, case only, or one of four metal base styles: inset leg, edge-mount post leg, cradle, or blade base. All metal base styles are available in powder coat finish.

Flow Activity Credenza is available in two heights:

- 24.5"-high (case only)
- 30"-high (24" case with 6" casters or metal base style)

Flow Activity Wall is available in four heights:

- 58"-high (24.5" case only with 33" steel frame above)
- 63"-high (24" case, 6" casters or metal base style with 33" steel frame above)
- 72"-high (24.5" case only with 48" steel frame above)
- 78"-high (24" case, 6" casters or metal base style with 48" steel frame above)

2. Choose Case Style

Choose from single or dual-sided cases available in paint, veneer, or laminate.

3. Select Door Style

Pick a design: vertical veneer, painted, or laminate door fronts.

4. Choose Hardware, Case & Power Options

Credenza hardware options include locks on doors. Front opening waste bin case option available on single or dual-sided case and located behind far left or right door locations. Power combinations include power spec, USB spec, or grommet and centrally located on the surface with ample cable storage below.

5. Choose Shelf and Tray Options

Flow Activity Wall comes standard with one or two full shelves that will match the selected case finish. Select alternate shelving combinations if desired.

6. Accessories

You may choose from several accessories, including marker boards with veneer, paint, or laminate back material, fabric boards, and monitor mount. Select alternate or additional shelf size combinations in veneer, paint, and laminate. Painted wood dowel magazine sling in select fabrics, or metal trays available in all powder coat finishes.



CASE COMPONENTS

The Activity Credenza provides storage below the Activity Wall or as a standalone piece and is offered in six different base styles, including casters for mobility, compartments for waste and recycling, and power connectivity.

TOP MATERIALS AND EDGE PROFILES

- Veneer tops are 3/4"-thick with a 3/16"-deep hardwood square edge band. Available on veneer or painted cases.
- 3/4"-thick laminate tops with a 3/16"-deep hardwood square edge are available on veneer cases
- 3/4"-thick laminate tops with a 2 mm ABS edge are available on laminate or painted cases

BASE STYLES

- Case only selection includes 24.5"-high case with adjustable glides
- All metal post leg options are 1.25" square:
 - Inset leg
 - Edge-mount leg, located just inside the case
 - Cradle base sits proud on each side
- Blade base is .5"-thick, inset, and runs the depth of the credenza
- Metal Base options available in all powder coat finishes
- Caster option is edge-mounted, offered in Black
 - 4 casters per unit
 - 250 lb weight capacity

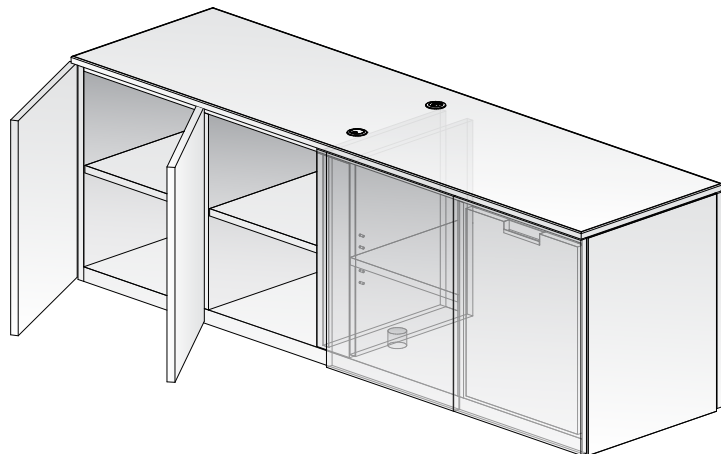
CASE STYLES

- Available in two heights:
 - 24"-high (24.5" case only)
 - 30"-high (24" case with 6" metal base or caster)
- Single-sided case includes 17.5"-depth adjustable shelving behind each door and full-length back panel. Adjustable shelving will match case exterior.
- Dual-sided case includes 13.5"-depth adjustable shelving behind one door and 4"-depth metal shelves behind opposite door. Adjustable shelving will match case exterior. Metal shelf will include coordinating powdercoat finish based on case, base, or steel frame finish selections.
- Single and Dual-sided cases are available in veneer, paint, or laminate

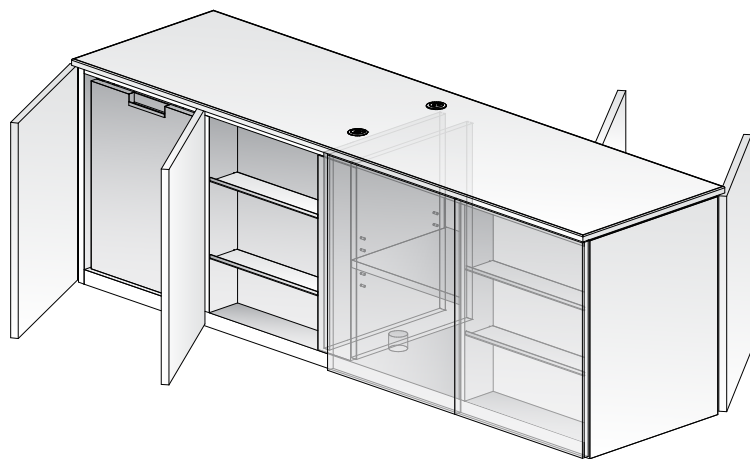
DOOR STYLES

- Vertical veneer door style in a slip-match layup is available in all standard wood species and finishes. Available on painted or veneer case.
- Painted door style available in all paint finishes on veneer, painted, or laminate case
- Laminate door style available on painted or laminate case. Laminate door style will match laminate case finish. Vertical grain direction if woodgrain laminate is specified.

Single-sided Activity Credenza



Dual-sided Activity Credenza





CASE COMPONENTS

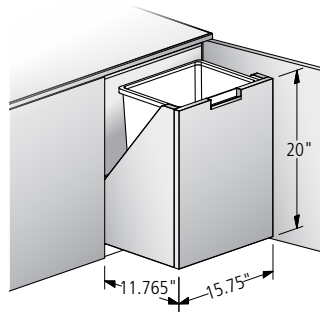
HARDWARE

- Locks optional on all door styles

CASE OPTIONS

- Waste Bin System
 - Single-sided case allows for single pull-out waste bin system to be placed in two locations; behind each door on either end
 - Dual-sided case allows for single pull-out waste bin system to be placed in two locations; behind one door on either side of case
 - Locks not available on pull-out waste bin door front
 - White melamine, bin: gray; 1 x 36 qt


Single-sided Waste Bin System



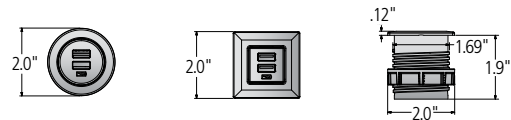
POWER OPTIONS

- Power Spec, USB Spec, and Grommet: These compact units allow for the addition of power to a surface in a discreet way. Available in round or square shapes, and black or white finish options.
 - Power Spec & USB Spec: Power Spec includes one (1) simplex. USB Spec includes USB-A+C charging
 - Spill-proof power simplex
 - Compact design
 - 1-3/4" cutout for installation
 - UL listed
- Grommet: Available in round or square shapes, and black or white finish options
- When specified, choose two power options. Each will be located front or back of center and can switch locations, if required.
- All credenzas include access door as standard, even if power is not specified

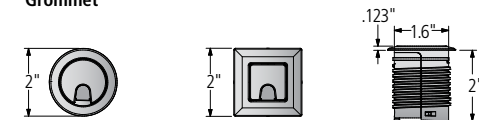
Power Spec



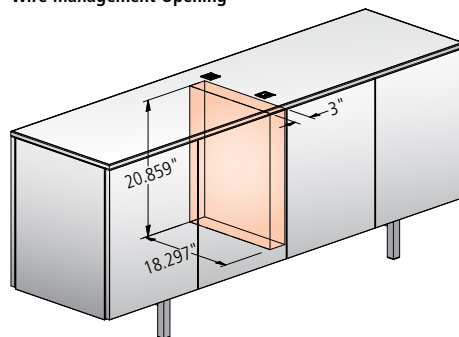
USB Spec



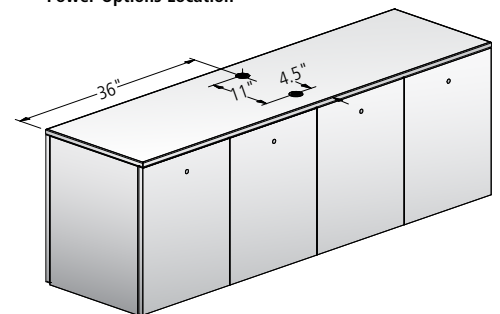
Grommet




Wire Management Opening



Power Options Location



Access Door






DOOR AND BASE STYLES

Veneer direction on door will be vertical. Veneer case will be vertical slip-match layup. Veneer top woodgrain will run the length of the case. Paint and laminate door interior will match door exterior. Laminate wood grain direction will be vertical on door fronts. Laminate woodgrain will run horizontal on single-sided case back panel. Case interior will match the case exterior.

VERTICAL VENEER OR WOODGRAIN LAMINATE DOORS

Doors with a vertical veneer direction feature a slip-match layup and are available in all wood finishes. Woodgrain will be vertical on laminate door style. Finish must be specified if painted case is selected.



PAINTED DOORS

Available on all credenzas in all paint finishes. Finish must be specified if veneer or laminate case is selected. Case interior will always match case exterior finish selection.



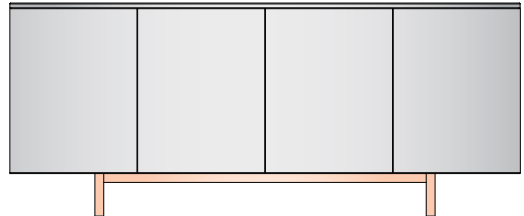
CASE ONLY

This selection includes a 24.5" -height case with adjustable glides.



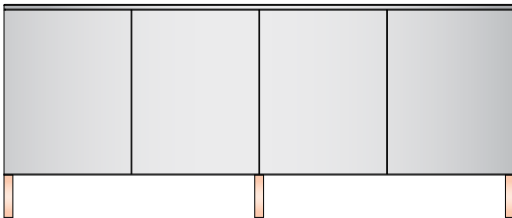
INSET LEG

Inset metal frame is 1.25" square and 6" in height; available in powder coat finish.



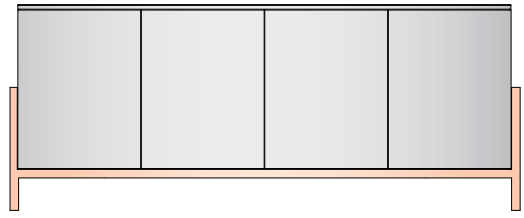
EDGE-MOUNT POST LEG

The edge-mount metal post leg is 1.25" square and 6" in height; available in powder coat finish. Four post legs located on each corner and two additional legs centered front and back.



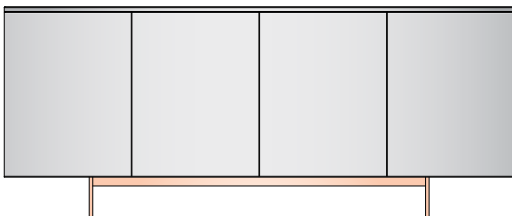
CRADLE BASE

The cradle H-frame is 1.25" square and 6" in height; available in powder coat finish. The metal frame runs 10.5" up on each side and runs the length of the credenza.




BLADE BASE

The metal blade leg option is .5"-thick, 6" in height, and 14" in length, running the depth of the credenza. Available in powder coat finish.



CASTERS

This selection includes four edge-mount casters available in black.





WALL COMPONENTS

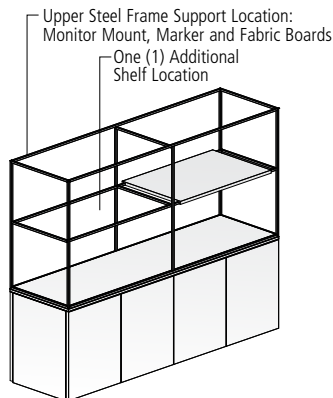
Expand on the Activity Credenza with the Activity Wall. A steel frame structure, available in two sizes, increases the overall height adding privacy and shelving options.

- Flow Activity Wall is available in four heights:
 - 58"-high (24.5" case only with 33" steel frame above)
 - 63"-high (24" case, 6" casters or metal base style with 33" steel frame above)
 - 72"-high (24.5" case only with 48" steel frame above)
 - 78"-high (24" case, 6" casters or metal base style with 48" steel frame above)
- ½" square crafted steel frame structure available in all powder coat finishes

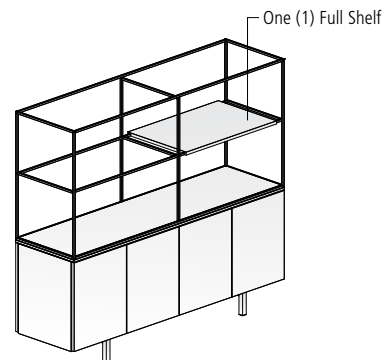
SHELF OPTIONS

- Steel frame comes standard with one or two full shelves that will match selected case finish
 - 58" and 63"-high Activity Wall includes one full shelf and one additional shelf location
 - 72" and 78"-high Activity Wall includes two full shelves and two additional shelf locations
 - 25 lb weight capacity per shelf
 - Shelves available in veneer, paint, or laminate
- Metal trays available in all powder coat finishes
- Magazine Sling offered in select Knoll Felt or Brisa® Ultra Fabrics®. Wooden dowel painted to match powder coat based on selected metal finish.
- All shelves, trays, and slings are reconfigurable within shelving locations
- Upper steel frame support is not a shelving location and not compatible with shelf options but, intended for marker board, fabric board, and monitor mount installation
- Select alternate shelves, trays, or combinations, if desired:
 - Full shelf
 - 2/3 shelf with 1/3 metal tray
 - 2/3 shelf with magazine sling
 - Full metal tray
 - 2/3 metal tray with 1/3 metal tray
 - 2/3 metal tray with magazine sling

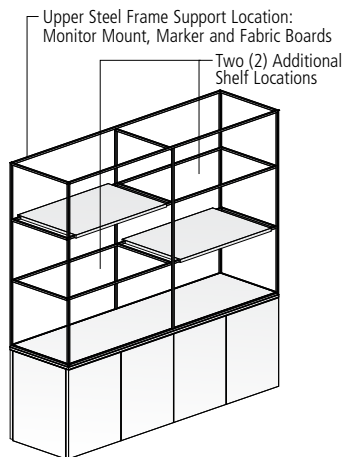
58"-High Activity Wall



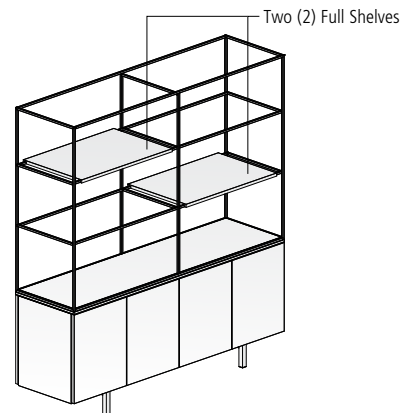
63"-High Activity Wall



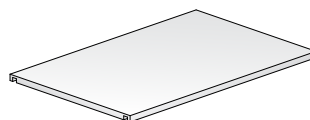
72"-High Activity Wall



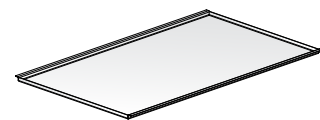
78"-High Activity Wall



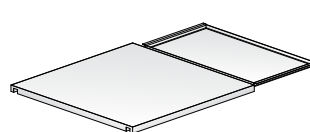
Full Shelf



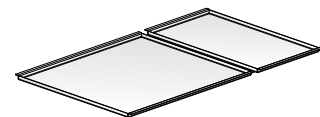
Full Tray



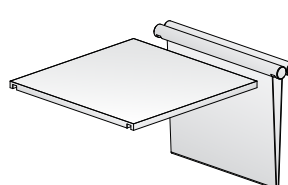
2/3 Shelf with 1/3 Metal Tray



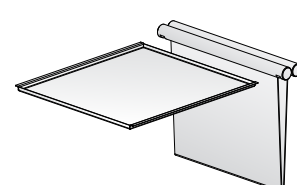
2/3 Metal Tray with 1/3 Metal Tray



2/3 Shelf with Magazine Sling

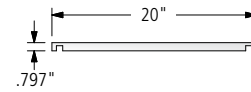
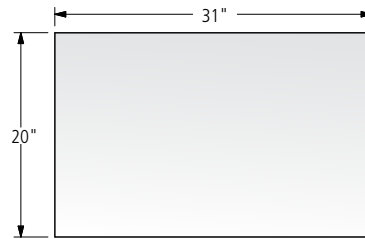
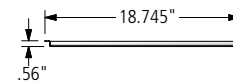
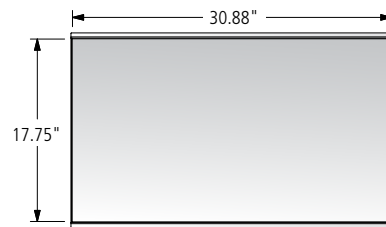
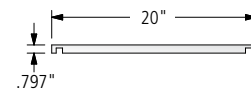
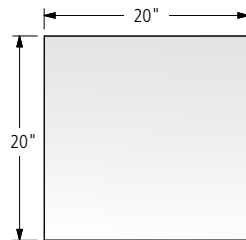
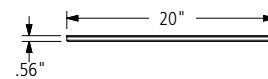
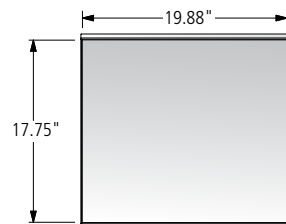
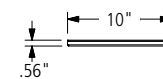
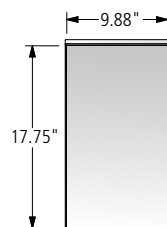
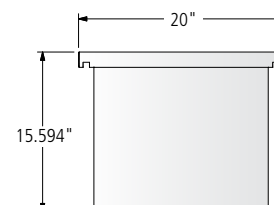
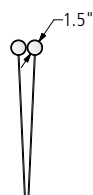


2/3 Metal Tray with Magazine Sling





SHELF DIMENSIONS

Full Shelf**Full Tray****2/3 Shelf****2/3 Metal Tray****1/3 Metal Tray****Magazine Sling**



ACCESSORIES

Accessories include monitor mounts for virtual connections, marker boards for team collaboration, and fabric boards for increase space division.

MONITOR MOUNT

- Two sizes for 48" or 33" steel frame
- Monitor Mount will match steel frame powder coat finish
- ½" steel mount design hangs from upper steel frame support with back plate to hide infeeds
- Position monitor mount in desired location prior to tightening clips to upper steel frame support
- Includes wire management from monitor to power location, when specified
- Up to 30 lb monitor weight capacity at 3"-depth per side

MARKER BOARD

- Two sizes for 48" or 33" steel frame
- Magnetic Marker Board is white dry erase laminate with veneer, paint, or laminate back to match case finish. Includes: 1/3 metal tray, board eraser, dry erase marker set, and easel pad
- Boards hang from the upper steel frame support
- Position board in desired location prior to tightening clips to upper steel frame support
- Board clips include tabs for hanging easel pads

FABRIC BOARD

- Two sizes for 48" or 33" steel frame
- Fabric boards are available in a wide selection of fabrics, including Tackzone, KnollTextiles, and Felt. Includes easel pad.
- Boards hang from upper steel frame support
- Position board in desired location prior to tightening clips to upper steel frame support
- Board clips include tabs for hanging easel pads.

ADDITIONAL SHELF OPTIONS

Steel frame comes standard with one or two full shelves that will match the selected case finish or choose alternate shelves, trays, or combinations, if desired.

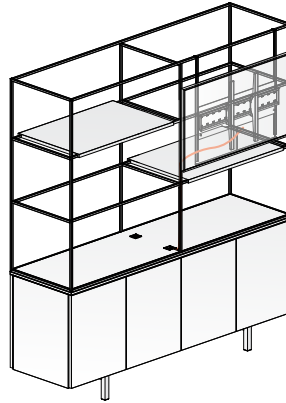
- 58" and 63"-high Activity Wall includes one full shelf and one additional shelf location
- 72" and 78"-high Activity Wall includes two full shelves and two additional shelf locations

Shelving for additional locations may be specified:

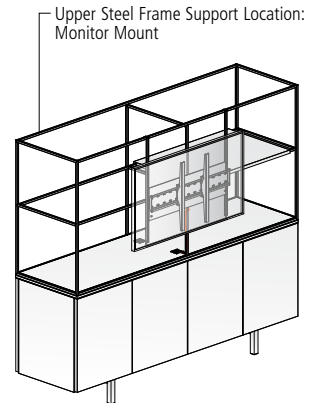
- Full Shelf
- 2/3 Shelf
- Full Metal Tray
- 2/3 Metal Tray
- 1/3 Metal Tray
- Magazine Sling
- Board Eraser and Dry Erase Marker Set
- Easel Pad

Additional Board Eraser, Dry Erase Marker Set, and Easel Pad also available.

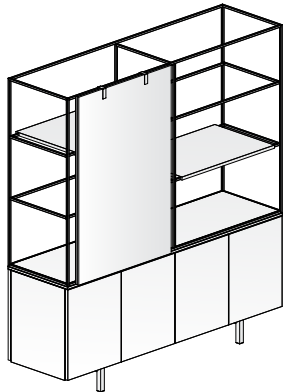
Monitor Mount (43" Monitor shown)
48" Steel Frame



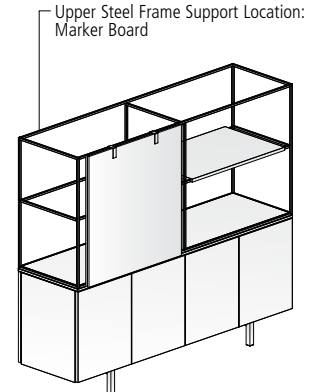
Monitor Mount (43" Monitor shown)
33" Steel Frame



Marker Board
48" Steel Frame

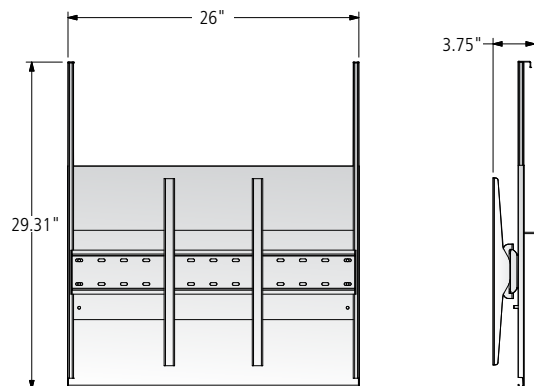
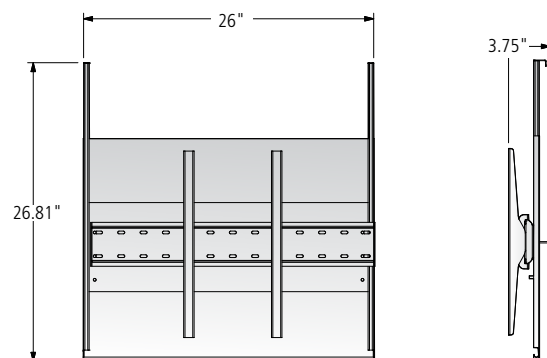
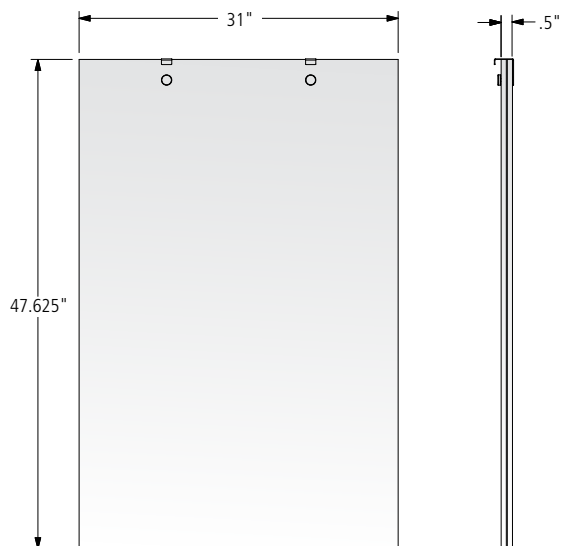
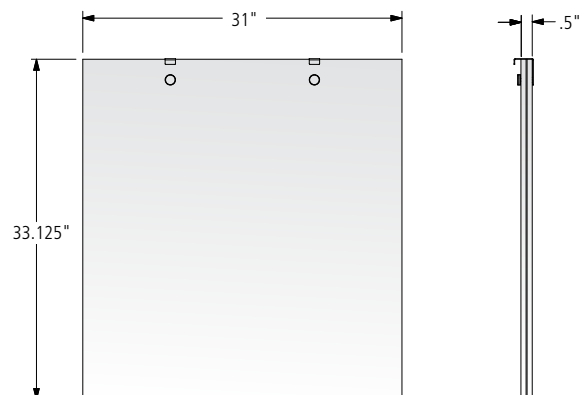


Marker Board
33" Steel Frame





ACCESSORY DIMENSIONS

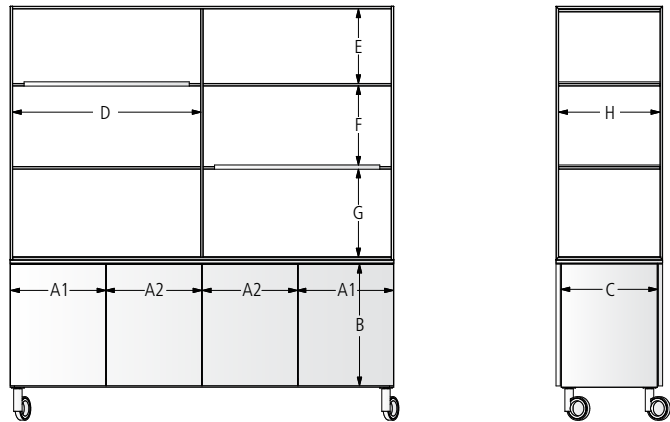
Monitor Mount for 48" Steel Frame**Monitor Mount for 33" Steel Frame****Fabric or Marker Board for 48" Steel Frame****Fabric or Marker Board for 33" Steel Frame**



DIMENSIONS

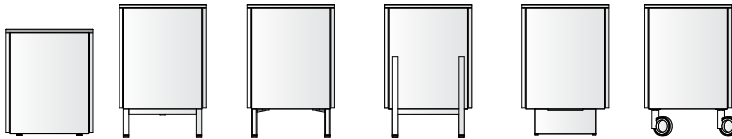
DIMENSIONS

All credenzas include vertical panels that divide the interior into four sections. The width dimensions below reflect the interior width of each section.



ACTIVITY CRENZAS

CASE ONLY INSET LEG EDGE-MOUNT POST LEG CRADLE BASE BLADE BASE CASTER



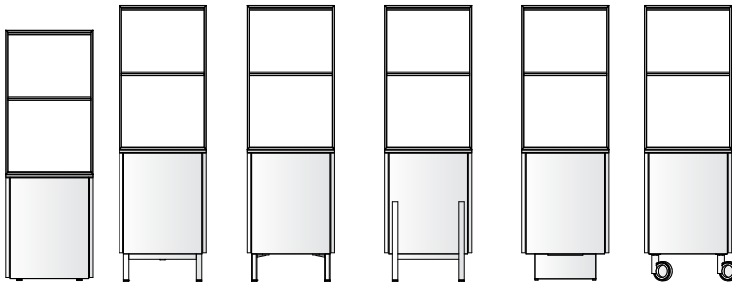
Single-sided Case	Exterior	Case Interior			
		A1	A2	B	C
Case Only	72"W x 20"D x 24.5"H	16.75	15.25	20.75	17.5
Caster or Metal Base	72"W x 20"D x 30"H	16.75	15.25	20.75	17.5

Dual-sided Case	Exterior	Case Interior			
		A1	A2	B	C
Case Only	72"W x 20"D x 24.5"H	16.75	15.25	20.75	13.75 / 4
Caster or Metal Base	72"W x 20"D x 30"H	16.75	15.25	20.75	13.75 / 4

*Dual-sided Case includes 13.75" -deep adjustable shelving behind one door and 4" metal shelves behind opposite door.

24" CASE WITH 33" STEEL FRAME

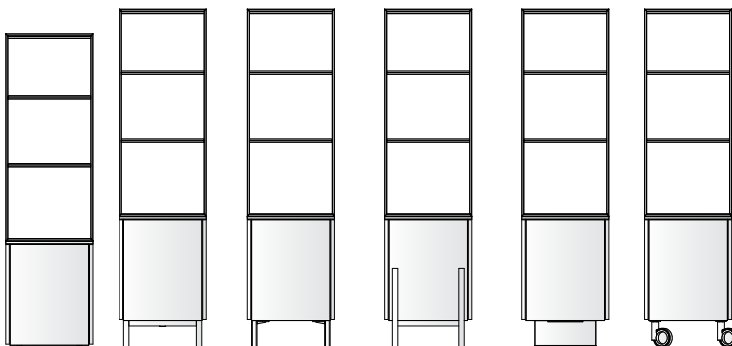
CASE ONLY INSET LEG EDGE-MOUNT POST LEG CRADLE BASE BLADE BASE CASTER



33" Steel Frame	Exterior	Shelf Interior				
		D	E	F	G	H
Case Only	72"W x 20"D x 58"H	32.25	15	16.5	-	19
Caster or Metal Base	72"W x 20"D x 63"H	32.25	15	16.5	-	19

24" CASE WITH 48" STEEL FRAME

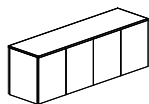
CASE ONLY INSET LEG EDGE-MOUNT POST LEG CRADLE BASE BLADE BASE CASTER



48" Steel Frame	Exterior	Shelf Interior				
		D	E	F	G	H
Case Only	72"W x 20"D x 72"H	32.25	14	14	16.5	19
Caster or Metal Base	72"W x 20"D x 78"H	32.25	14	14	16.5	19



VENEER TOP WITH HARDWOOD EDGE



CASE ONLY

CASE MATERIAL KEY

PA	Painted Case Only
V	Veneer Case Only

24.5" HEIGHT (24.5" CASE ONLY)


MODEL #	W x D x H	DESCRIPTION	-PA	-V
SINGLE-SIDED				
FWSLC-7224-W	72 x 20 x 24	Front: 4 Doors	7,420	7,852
DUAL-SIDED				
FWDLC-7224-W	72 x 20 x 24	Front: 4 Doors; Back: 4 Doors	8,687	9,191

DOOR STYLE

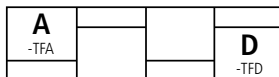
DESCRIPTION	CODE	NOTES	PRICE
Veneer	-VD	Select Veneer finish if Painted Case is specified	No Charge
Painted	-PAD	Select Paint finish if Veneer Case is specified	No Charge

CASE OPTIONS

CODE	NOTES	PRICE
PULL-OUT SINGLE WASTE/RECYCLING UNIT		
Location A	-TFA	Available on Single or Dual-sided Case
Location D	-TFD	Available on Single or Dual-sided Case



Single-sided Case



Dual-sided Case

HARDWARE OPTIONS

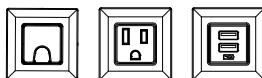
CODE	NOTES	PRICE
Locks	-L	Applied to all cabinets except where Pull-Out Waste/Recycling unit has been specified. Default colors based on finish selections.

POWER OPTIONS

CODE	NOTES	PRICE
ROUND / BLACK FACEPLATE		
Grommet	GR-R-B	- Choose (2) Power Options
Power Spec	PWR-R-B	\$209
USB Spec	USBC-R-B	\$116
		\$243
ROUND / WHITE FACEPLATE		
Grommet	GR-R-W	- Choose (2) Power Options
Power Spec	PWR-R-W	\$209
USB Spec	USBC-R-W	\$116
		\$243
SQUARE / BLACK FACEPLATE		
Grommet	GR-SQ-B	- Choose (2) Power Options
Power Spec	PWR-SQ-B	\$209
USB Spec	USBC-SQ-B	\$116
		\$243
SQUARE / WHITE FACEPLATE		
Grommet	GR-SQ-W	- Choose (2) Power Options
Power Spec	PWR-SQ-W	\$209
USB Spec	USBC-SQ-W	\$116
		\$243



GR-R PWR-R USBC-R



GR-SQ PWR-SQ USBC-SQ

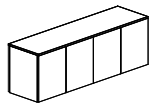
REQUIRED INFORMATION (ORDER CANNOT BE ENTERED WITHOUT THIS INFORMATION):

See pages vi-vii for surface material options. See pages iv-v for default finishes and general information.

- Choose Door Style: Defaults to case finish, if none selected
- Choose Wood Species & Finish, if specified
- Choose Paint Finish, if specified



LAMINATE TOP WITH HARDWOOD EDGE



CASE ONLY

CASE MATERIAL KEY

V Veneer Case Only


24.5" HEIGHT (24.5" CASE ONLY)

MODEL #	W x D x H	DESCRIPTION	-V
SINGLE-SIDED			
FWSLC-7224-W-P	72 x 20 x 24	Front: 4 Doors	7,420
DUAL-SIDED			
FWDLC-7224-W-P	72 x 20 x 24	Front: 4 Doors; Back: 4 Doors	8,687

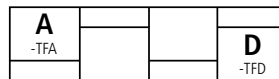
DOOR STYLE

DESCRIPTION	CODE	NOTES	PRICE
Veneer	-VD	Defaults to Case finish	No Charge
Painted	-PAD	Select Paint finish if Veneer Case is specified	No Charge

CASE OPTIONS	CODE	NOTES	PRICE
PULL-OUT SINGLE WASTE/RECYCLING UNIT			
Location A	-TFA	Available on Single or Dual-sided Case	\$741
Location D	-TFD	Available on Single or Dual-sided Case	\$741



Single-sided Case



Dual-sided Case

HARDWARE OPTIONS	CODE	NOTES	PRICE
Locks	-L	Applied to all cabinets except where Pull-Out Waste/Recycling unit has been specified. Default colors based on finish selections.	\$294

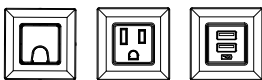
POWER OPTIONS	CODE	NOTES	PRICE
ROUND / BLACK FACEPLATE			
Grommet	GR-R-B	- Choose (2) Power Options	\$209
Power Spec	PWR-R-B		\$116
USB Spec	USBC-R-B		\$243



GR-R PWR-R USBC-R

ROUND / WHITE FACEPLATE			
Grommet	GR-R-W	- Choose (2) Power Options	\$209
Power Spec	PWR-R-W		\$116
USB Spec	USBC-R-W		\$243

SQUARE / BLACK FACEPLATE			
Grommet	GR-SQ-B	- Choose (2) Power Options	\$209
Power Spec	PWR-SQ-B		\$116
USB Spec	USBC-SQ-B		\$243



GR-SQ PWR-SQ USBC-SQ

SQUARE / WHITE FACEPLATE			
Grommet	GR-SQ-W	- Choose (2) Power Options	\$209
Power Spec	PWR-SQ-W		\$116
USB Spec	USBC-SQ-W		\$243

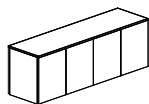
REQUIRED INFORMATION (ORDER CANNOT BE ENTERED WITHOUT THIS INFORMATION):

See pages vi-vii for surface material options. See pages iv-v for default finishes and general information.

- Choose Door Style: Defaults to case finish, if none selected
- Choose Wood Species & Finish, if specified
- Choose Laminate



LAMINATE TOP WITH ABS EDGE



CASE ONLY

CASE MATERIAL KEY

PA	Painted Case Only
PEC	Laminate Case Only

24.5" HEIGHT (24.5" CASE ONLY)


MODEL #	W x D x H	DESCRIPTION	-PA	-PEC
SINGLE-SIDED				
FWSLC-7224-PE	72 x 20 x 24	Front: 4 Doors	7,068	6,378
DUAL-SIDED				
FWDLC-7224-PE	72 x 20 x 24	Front: 4 Doors; Back: 4 Doors	8,272	7,467

DOOR STYLE

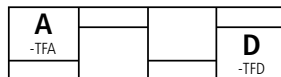
DESCRIPTION	CODE	NOTES	PRICE
Laminate	-PED	Select Laminate finish if Painted Case is specified	No Charge
Painted	-PAD	Select Paint finish if Laminate Case is specified	No Charge

CASE OPTIONS

CODE	NOTES	PRICE
PULL-OUT SINGLE WASTE/RECYCLING UNIT		
Location A -TFA	Available on Single or Dual-sided Case	\$741
Location D -TFD	Available on Single or Dual-sided Case	\$741



Single-sided Case



Dual-sided Case

HARDWARE OPTIONS

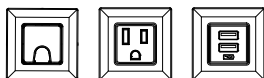
CODE	NOTES	PRICE
Locks -L	Applied to all cabinets except where Pull-Out Waste/Recycling unit has been specified. Default colors based on finish selections.	\$294

POWER OPTIONS

CODE	NOTES	PRICE
ROUND / BLACK FACEPLATE		
Grommet GR-R-B	- Choose (2) Power Options	\$209
Power Spec PWR-R-B		\$116
USB Spec USBC-R-B		\$243
ROUND / WHITE FACEPLATE		
Grommet GR-R-W	- Choose (2) Power Options	\$209
Power Spec PWR-R-W		\$116
USB Spec USBC-R-W		\$243
SQUARE / BLACK FACEPLATE		
Grommet GR-SQ-B	- Choose (2) Power Options	\$209
Power Spec PWR-SQ-B		\$116
USB Spec USBC-SQ-B		\$243
SQUARE / WHITE FACEPLATE		
Grommet GR-SQ-W	- Choose (2) Power Options	\$209
Power Spec PWR-SQ-W		\$116
USB Spec USBC-SQ-W		\$243



GR-R PWR-R USBC-R



GR-SQ PWR-SQ USBC-SQ

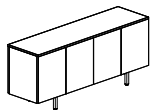
REQUIRED INFORMATION (ORDER CANNOT BE ENTERED WITHOUT THIS INFORMATION):

See pages vi-vii for surface material options. See pages iv-v for default finishes and general information.

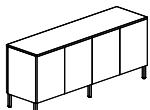
- Choose Door Style: Defaults to case finish, if none selected
- Choose Paint Finish, if specified
- Choose Laminate
- Choose Edge Color: Defaults to matching edge band, if none selected



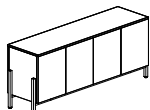
VENEER TOP WITH HARDWOOD EDGE



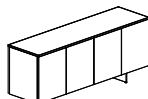
INSET LEG



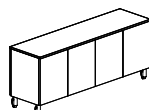
EDGE-MOUNT POST LEG



CRADLE BASE



BLADE BASE



CASTER

BASE STYLE KEY

IB	Inset Leg
OB	Edge-mount Post Leg
CB	Cradle Base
BB	Blade Base
CST	Caster

30" HEIGHT (6" METAL LEG OR CASTER, 24" CASE)

MODEL #	W x D x H	DESCRIPTION	-IB	-OB	-CB	-BB	-CST
SINGLE-SIDED							
FWSLC-7230-W-PA	72 x 20 x 30	Painted Case. Front: 4 Doors	7,856	7,856	8,434	8,145	8,026
FWSLC-7230-W-V	72 x 20 x 30	Veneer Case. Front: 4 Doors	8,287	8,287	8,865	8,576	8,456
DUAL-SIDED							
FWDLC-7230-W-PA	72 x 20 x 30	Painted Case. Front: 4 Doors; Back: 4 Door	9,123	9,123	9,701	9,412	9,293
FWDLC-7230-W-V	72 x 20 x 30	Veneer Case. Front: 4 Doors; Back: 4 Doors	9,627	9,627	10,204	9,917	9,796

DOOR STYLE

DESCRIPTION	CODE	NOTES	PRICE
Veneer	-VD	Select Veneer finish if Painted Case is specified	No Charge
Painted	-PAD	Select Paint finish if Veneer Case is specified	No Charge

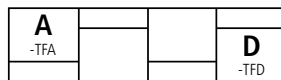
CASE OPTIONS

PULL-OUT SINGLE WASTE/RECYCLING UNIT

LOCATION	CODE	NOTES	PRICE
Location A	-TFA	Available on Single or Dual-sided Case	\$741
Location D	-TFD	Available on Single or Dual-sided Case	\$741



Single-sided Case



Dual-sided Case

HARDWARE OPTIONS

DESCRIPTION	CODE	NOTES	PRICE
Locks	-L	Applied to all cabinets except where Pull-Out Waste/Recycling unit has been specified. Default colors based on finish selections.	\$294



GR-R

PWR-R

USBC-R

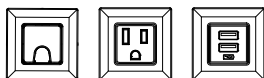
POWER OPTIONS

ROUND / BLACK FACEPLATE

DESCRIPTION	CODE	NOTES	PRICE
Grommet	GR-R-B	- Choose (2) Power Options	\$209
Power Spec	PWR-R-B		\$116
USB Spec	USBC-R-B		\$243

ROUND / WHITE FACEPLATE

DESCRIPTION	CODE	NOTES	PRICE
Grommet	GR-R-W	- Choose (2) Power Options	\$209
Power Spec	PWR-R-W		\$116
USB Spec	USBC-R-W		\$243



GR-SQ

PWR-SQ

USBC-SQ

SQUARE / BLACK FACEPLATE

DESCRIPTION	CODE	NOTES	PRICE
Grommet	GR-SQ-B	- Choose (2) Power Options	\$209
Power Spec	PWR-SQ-B		\$116
USB Spec	USBC-SQ-B		\$243

SQUARE / WHITE FACEPLATE

DESCRIPTION	CODE	NOTES	PRICE
Grommet	GR-SQ-W	- Choose (2) Power Options	\$209
Power Spec	PWR-SQ-W		\$116
USB Spec	USBC-SQ-W		\$243

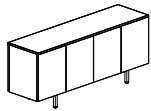
REQUIRED INFORMATION (ORDER CANNOT BE ENTERED WITHOUT THIS INFORMATION):

See pages vi-vii for surface material options. See pages iv-v for default finishes and general information.

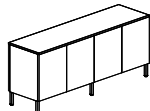
- Choose Door Style: Defaults to case finish, if none selected
- Choose Metal Finish
- Choose Wood Species & Finish, if specified
- Choose Paint Finish, if specified



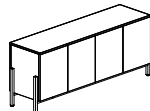
LAMINATE TOP WITH HARDWOOD EDGE



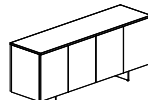
INSET LEG



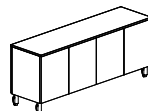
EDGE-MOUNT POST LEG



CRADLE BASE



BLADE BASE



CASTER

BASE STYLE KEY

IB	Inset Leg
OB	Edge-mount Post Leg
CB	Cradle Base
BB	Blade Base
CST	Caster

30" HEIGHT (6" METAL LEG OR CASTER, 24" CASE)


MODEL #	W x D x H	DESCRIPTION	-IB	-OB	-CB	-BB	-CST
SINGLE-SIDED							
FWSLC-7230-W-P-V	72 x 20 x 30	Veneer Case. Front: 4 Doors	7,856	7,856	8,434	8,145	8,026
DUAL-SIDED							
FWDLC-7230-W-P-V	72 x 20 x 30	Veneer Case. Front: 4 Doors; Back: 4 Door	9,123	9,123	9,701	9,412	9,293

DOOR STYLE

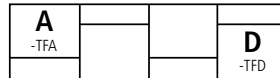
DESCRIPTION	CODE	NOTES	PRICE
Veneer	-VD	Defaults to Case finish	No Charge
Painted	-PAD	Select Paint finish if Veneer Case is specified	No Charge

CASE OPTIONS

CODE	NOTES	PRICE
PULL-OUT SINGLE WASTE/RECYCLING UNIT		
Location A -TFA	Available on Single or Dual-sided Case	\$741
Location D -TFD	Available on Single or Dual-sided Case	\$741



Single-sided Case



Dual-sided Case

HARDWARE OPTIONS

CODE	NOTES	PRICE
Locks -L	Applied to all cabinets except where Pull-Out Waste/Recycling unit has been specified. Default colors based on finish selections.	\$294

POWER OPTIONS

CODE	NOTES	PRICE
ROUND / BLACK FACEPLATE		
Grommet GR-R-B	- Choose (2) Power Options	\$209
Power Spec PWR-R-B		\$116
USB Spec USBC-R-B		\$243
ROUND / WHITE FACEPLATE		
Grommet GR-R-W	- Choose (2) Power Options	\$209
Power Spec PWR-R-W		\$116
USB Spec USBC-R-W		\$243
SQUARE / BLACK FACEPLATE		
Grommet GR-SQ-B	- Choose (2) Power Options	\$209
Power Spec PWR-SQ-B		\$116
USB Spec USBC-SQ-B		\$243
SQUARE / WHITE FACEPLATE		
Grommet GR-SQ-W	- Choose (2) Power Options	\$209
Power Spec PWR-SQ-W		\$116
USB Spec USBC-SQ-W		\$243



GR-R



PWR-R



USBC-R



GR-SQ



PWR-SQ



USBC-SQ

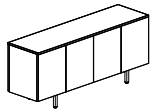
REQUIRED INFORMATION (ORDER CANNOT BE ENTERED WITHOUT THIS INFORMATION):

See pages vi-vii for surface material options. See pages iv-v for default finishes and general information.

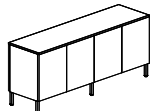
- Choose Door Style: Defaults to case finish, if none selected
- Choose Metal Finish
- Choose Wood Species & Finish, if specified
- Choose Laminate



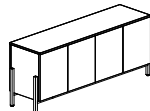
LAMINATE TOP WITH ABS EDGE



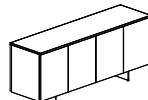
INSET LEG



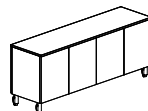
EDGE-MOUNT POST LEG



CRADLE BASE



BLADE BASE



CASTER

BASE STYLE KEY

IB	Inset Leg
OB	Edge-mount Post Leg
CB	Cradle Base
BB	Blade Base
CST	Caster


30" HEIGHT (6" METAL LEG OR CASTER, 24" CASE)

MODEL #	W x D x H	DESCRIPTION	-IB	-OB	-CB	-BB	-CST
SINGLE-SIDED							
FWSLC-7230-PE-PA	72 x 20 x 30	Painted Case. Front: 4 Doors	7,501	7,502	8,080	7,793	7,673
FWSLC-7230-PE-PEC	72 x 20 x 30	Laminate Case. Front: 4 Doors	6,812	6,814	7,392	7,103	6,984
DUAL-SIDED							
FWDLC-7230-PE-PA	72 x 20 x 30	Painted Case. Front: 4 Doors; Back: 4 Door	8,706	8,707	9,285	8,998	8,878
FWDLC-7230-PE-PEC	72 x 20 x 30	Laminate Case. Front: 4 Doors; Back: 4 Doors	7,901	7,903	8,481	8,191	8,072

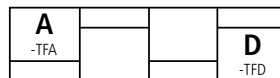
DOOR STYLE

DESCRIPTION	CODE	NOTES	PRICE
Laminate	-PED	Select Laminate finish if Painted Case is specified	No Charge
Painted	-PAD	Select Paint finish if Laminate Case is specified	No Charge

CASE OPTIONS	CODE	NOTES	PRICE
PULL-OUT SINGLE WASTE/RECYCLING UNIT			
Location A	-TFA	Available on Single or Dual-sided Case	\$741
Location D	-TFD	Available on Single or Dual-sided Case	\$741



Single-sided Case



Dual-sided Case

HARDWARE OPTIONS	CODE	NOTES	PRICE
Locks	-L	Applied to all cabinets except where Pull-Out Waste/Recycling unit has been specified. Default colors based on finish selections.	\$294



GR-R



PWR-R



USBC-R

POWER OPTIONS	CODE	NOTES	PRICE
ROUND / BLACK FACEPLATE			
Grommet	GR-R-B	- Choose (2) Power Options	\$209
Power Spec	PWR-R-B		\$116
USB Spec	USBC-R-B		\$243

ROUND / WHITE FACEPLATE			
Grommet	GR-R-W	- Choose (2) Power Options	\$209
Power Spec	PWR-R-W		\$116
USB Spec	USBC-R-W		\$243



GR-SQ



PWR-SQ



USBC-SQ

SQUARE / BLACK FACEPLATE			
Grommet	GR-SQ-B	- Choose (2) Power Options	\$209
Power Spec	PWR-SQ-B		\$116
USB Spec	USBC-SQ-B		\$243

SQUARE / WHITE FACEPLATE			
Grommet	GR-SQ-W	- Choose (2) Power Options	\$209
Power Spec	PWR-SQ-W		\$116
USB Spec	USBC-SQ-W		\$243

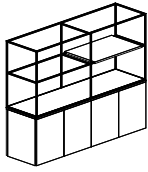
REQUIRED INFORMATION (ORDER CANNOT BE ENTERED WITHOUT THIS INFORMATION):

See pages vi-vii for surface material options. See pages iv-v for default finishes and general information.

- Choose Door Style: Defaults to case finish, if none selected
- Choose Metal Finish
- Choose Paint Finish, if specified
- Choose Laminate
- Choose Edge Color: Defaults to matching edge band, if none selected



VENEER TOP WITH HARDWOOD EDGE



CASE ONLY

CASE MATERIAL KEY

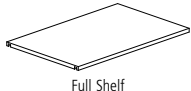
PA	Painted Case Only
V	Veneer Case Only

58" HEIGHT (24.5" CASE ONLY WITH 33" STEEL FRAME)

MODEL #	W x D x H	DESCRIPTION	-PA	-V
SINGLE-SIDED				
FWSLC-7258-W	72 x 20 x 58	Front: 4 Doors; 33" Steel Frame	7,420	10,345
DUAL-SIDED				
FWDLC-7258-W	72 x 20 x 58	Front: 4 Doors; Back: 4 Doors; 33" Steel Frame	8,687	11,685

DOOR STYLE

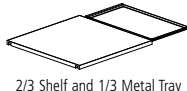
DESCRIPTION	CODE	NOTES	PRICE
Veneer	-VD	Select Veneer finish if Painted Case is specified	No Charge
Painted	-PAD	Select Paint finish if Veneer Case is specified	No Charge



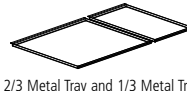
Full Shelf



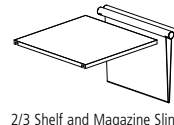
Full Tray



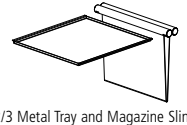
2/3 Shelf and 1/3 Metal Tray



2/3 Metal Tray and 1/3 Metal Tray



2/3 Shelf and Magazine Sling



2/3 Metal Tray and Magazine Sling


SHELF OPTION: Select (1) Shelf Option. Defaults to (1) Full Shelf to match Case, unless specified. All shelf options are interchangeable.

58" Height Activity Wall includes two shelf locations and (1) Shelf Option at no charge. To specify additional shelf options, see next page.

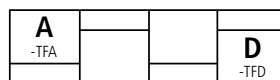
DESCRIPTION	CODE	NOTES	PRICE
VENEER SHELF			
Full Veneer Shelf	FWVS	- Veneer Shelf will match Veneer Case finish	No Charge
2/3 Veneer Shelf and 1/3 Metal Tray	FWVS23-FWT13	- Select Veneer finish, if Painted Case specified	No Charge
2/3 Veneer Shelf and Magazine Sling (UltraFabrics Brisa Original)	FWVS23-FWMS-B	- Magazine Sling dowel painted to match steel frame metal finish	No Charge
2/3 Veneer Shelf and Magazine Sling (KnollFelt)	FWVS23-FWMS-C	- Magazine Sling (COM) requires 1 yard of fabric	No Charge
2/3 Veneer Shelf and Magazine Sling (COM)	FWVS23-FWMS-COM		No Charge
PAINTED SHELF			
Full Painted Shelf	FWPAS	- Painted Shelf will match Painted Case finish	No Charge
2/3 Painted Shelf and 1/3 Metal Tray	FWPAS23-FWT13	- Select Paint finish, if Veneer Case specified	No Charge
2/3 Painted Shelf and Magazine Sling (UltraFabrics Brisa Original)	FWPAS23-FWMS-B	- Magazine Sling dowel painted to match steel frame metal finish	No Charge
2/3 Painted Shelf and Magazine Sling (KnollFelt)	FWPAS23-FWMS-C	- Magazine Sling (COM) requires 1 yard of fabric	No Charge
2/3 Painted Shelf and Magazine Sling (COM)	FWPAS23-FWMS-COM		No Charge
METAL TRAY			
Full Metal Tray	FWT	- Metal Tray will match Metal Frame finish	No Charge
2/3 Metal Tray and 1/3 Metal Tray	FWT23-FWT13	- Magazine Sling dowel painted to match steel frame metal finish	No Charge
2/3 Metal Tray and Magazine Sling (UltraFabrics Brisa Original)	FWT23-FWMS-B	- Magazine Sling (COM) requires 1 yard of fabric	No Charge
2/3 Metal Tray and Magazine Sling (KnollFelt)	FWT23-FWMS-C		No Charge
2/3 Metal Tray and Magazine Sling (COM)	FWT23-FWMS-COM		No Charge

CASE OPTIONS

DESCRIPTION	CODE	NOTES	PRICE
PULL-OUT SINGLE WASTE/RECYCLING UNIT			
Location A	-TFA	Available on Single or Dual-sided Case	\$741
Location D	-TFD	Available on Single or Dual-sided Case	\$741



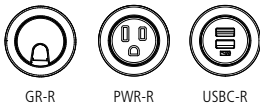
Single-sided Case



Dual-sided Case



VENEER TOP WITH HARDWOOD EDGE



HARDWARE OPTIONS	CODE	NOTES	PRICE
Locks	-L	Applied to all cabinets except where Pull-Out Waste/Recycling unit has been specified. Default colors based on finish selections.	\$294

POWER OPTIONS	CODE	NOTES	PRICE
ROUND / BLACK FACEPLATE			
Grommet	GR-R-B	- Choose (2) Power Options	\$209
Power Spec	PWR-R-B		\$116
USB Spec	USBC-R-B		\$243
ROUND / WHITE FACEPLATE			
Grommet	GR-R-W	- Choose (2) Power Options	\$209
Power Spec	PWR-R-W		\$116
USB Spec	USBC-R-W		\$243
SQUARE / BLACK FACEPLATE			
Grommet	GR-SQ-B	- Choose (2) Power Options	\$209
Power Spec	PWR-SQ-B		\$116
USB Spec	USBC-SQ-B		\$243
SQUARE / WHITE FACEPLATE			
Grommet	GR-SQ-W	- Choose (2) Power Options	\$209
Power Spec	PWR-SQ-W		\$116
USB Spec	USBC-SQ-W		\$243

ACCESSORIES	CODE	NOTES	PRICE
MONITOR MOUNT			
33" Monitor Mount	FMMM-33	- Select Metal Finish	\$883
Marker Board			
33" Marker Board/Veneer	FWVM-3133	- Select Veneer Finish	\$958
33" Marker Board/Paint	FWPAM-3133	- Select Paint Finish	\$909
Fabric Board			
33" Fabric Board (COM)	FWD-3133-COM	- Fabric must be specified. See appendix page x for fabric selections.	\$687
33" Fabric Board (A Grade KnollTextiles)	FWD-3133-A	- Fabric Board (COM) requires 2 yards of fabric.	\$799
33" Fabric Board (B Grade KnollTextiles)	FWD-3133-B		\$998
33" Fabric Board (C Grade KnollTextiles)	FWD-3133-C		\$1,168

ADDITIONAL SHELF OPTIONS	CODE	NOTES	PRICE
VENEER SHELF			
Full Veneer Shelf	FWVS	- Select Veneer Finish	\$612
2/3 Veneer Shelf	FWVS23		\$525
PAINTED SHELF			
Full Painted Shelf	FWPAS	- Select Paint Finish	\$577
2/3 Painted Shelf	FWPAS23		\$496
METAL SHELF			
Full Metal Tray	FWT	- Select Metal Finish	\$913
2/3 Metal Tray	FWT23		\$858
1/3 Metal Tray	FWT13		\$808
MAGAZINE SLING			
Magazine Sling (COM)	FWMS-COM	- Select Magazine Sling dowel Paint Finish	\$791
Magazine Sling (UltraFabrics Brisa Original)	FWMS-B	- Magazine Sling (COM) requires 1 yard of fabric	\$833
Magazine Sling (KnollFelt)	FWMS-C	- Fabric must be specified. See appendix page x for fabric selections.	\$833

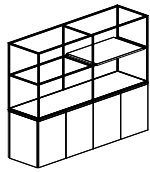
REQUIRED INFORMATION (ORDER CANNOT BE ENTERED WITHOUT THIS INFORMATION):

See pages vi-vii for surface material options. See pages iv-v for default finishes and general information.

- Choose Door Style: Defaults to case finish, if none selected
- Choose Metal Finish
- Choose Wood Species & Finish, if specified
- Choose Paint Finish, if specified
- Choose Fabric, if Magazine Sling or Fabric Board specified



LAMINATE TOP WITH HARDWOOD EDGE



CASE ONLY

CASE MATERIAL KEY

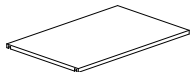
V Veneer Case Only

58" HEIGHT (24.5" CASE ONLY WITH 33" STEEL FRAME)

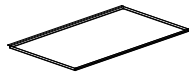
MODEL #	W x D x H	DESCRIPTION	-V
SINGLE-SIDED			
FWSLC-7258-W-P	72 x 20 x 58	Front: 4 Doors; 33" Steel Frame	9,915
DUAL-SIDED			
FWDLC-7258-W-P	72 x 20 x 58	Front: 4 Doors; Back: 4 Doors; 33" Steel Frame	11,181

DOOR STYLE

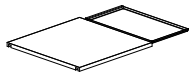
DESCRIPTION	CODE	NOTES	PRICE
Veneer	-VD	Defaults to Case finish	No Charge
Painted	-PAD	Select Paint finish if Veneer Case is specified	No Charge



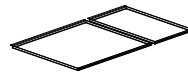
Full Shelf



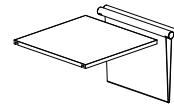
Full Tray



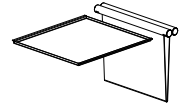
2/3 Shelf and 1/3 Metal Tray



2/3 Metal Tray and 1/3 Metal Tray



2/3 Shelf and Magazine Sling




2/3 Metal Tray and Magazine Sling

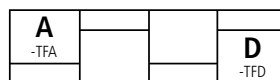
SHELF OPTION: Select (1) Shelf Option. Defaults to (1) Full Shelf to match Case, unless specified. All shelf options are interchangeable. 58" Height Activity Wall includes two shelf locations and (1) Shelf Option at no charge. To specify additional shelf options, see next page.

DESCRIPTION	CODE	NOTES	PRICE
VENEER SHELF			
Full Veneer Shelf	FWVS	- Veneer Shelf will match Veneer Case finish	No Charge
2/3 Veneer Shelf and 1/3 Metal Tray	FWVS23-FWT13	- Select Veneer finish, if Painted Case specified	No Charge
2/3 Veneer Shelf and Magazine Sling (UltraFabrics Brisa Original)	FWVS23-FWMS-B	- Magazine Sling dowel painted to match steel frame metal finish	No Charge
2/3 Veneer Shelf and Magazine Sling (KnollFelt)	FWVS23-FWMS-C	- Magazine Sling (COM) requires 1 yard of fabric	No Charge
2/3 Veneer Shelf and Magazine Sling (COM)	FWVS23-FWMS-COM		No Charge
PAINTED SHELF			
Full Painted Shelf	FWPAS	- Painted Shelf will match Painted Case finish	No Charge
2/3 Painted Shelf and 1/3 Metal Tray	FWPAS23-FWT13	- Select Paint finish, if Veneer Case specified	No Charge
2/3 Painted Shelf and Magazine Sling (UltraFabrics Brisa Original)	FWPAS23-FWMS-B	- Magazine Sling dowel painted to match steel frame metal finish	No Charge
2/3 Painted Shelf and Magazine Sling (KnollFelt)	FWPAS23-FWMS-C	- Magazine Sling (COM) requires 1 yard of fabric	No Charge
2/3 Painted Shelf and Magazine Sling (COM)	FWPAS23-FWMS-COM		No Charge
METAL TRAY			
Full Metal Tray	FWT	- Metal Tray will match Metal Frame finish	No Charge
2/3 Metal Tray and 1/3 Metal Tray	FWT23-FWT13	- Magazine Sling dowel painted to match steel frame metal finish	No Charge
2/3 Metal Tray and Magazine Sling (UltraFabrics Brisa Original)	FWT23-FWMS-B	- Magazine Sling (COM) requires 1 yard of fabric	No Charge
2/3 Metal Tray and Magazine Sling (KnollFelt)	FWT23-FWMS-C		No Charge
2/3 Metal Tray and Magazine Sling (COM)	FWT23-FWMS-COM		No Charge

CASE OPTIONS	CODE	NOTES	PRICE
PULL-OUT SINGLE WASTE/RECYCLING UNIT			
Location A	-TFA	Available on Single or Dual-sided Case	\$741
Location D	-TFD	Available on Single or Dual-sided Case	\$741



Single-sided Case



Dual-sided Case



LAMINATE TOP WITH HARDWOOD EDGE



HARDWARE OPTIONS	CODE	NOTES	PRICE
Locks	-L	Applied to all cabinets except where Pull-Out Waste/Recycling unit has been specified. Default colors based on finish selections.	\$294

POWER OPTIONS	CODE	NOTES	PRICE
ROUND / BLACK FACEPLATE			
Grommet	GR-R-B	- Choose (2) Power Options	\$209
Power Spec	PWR-R-B		\$116
USB Spec	USBC-R-B		\$243

ROUND / WHITE FACEPLATE			
Grommet	GR-R-W	- Choose (2) Power Options	\$209
Power Spec	PWR-R-W		\$116
USB Spec	USBC-R-W		\$243

SQUARE / BLACK FACEPLATE			
Grommet	GR-SQ-B	- Choose (2) Power Options	\$209
Power Spec	PWR-SQ-B		\$116
USB Spec	USBC-SQ-B		\$243

SQUARE / WHITE FACEPLATE			
Grommet	GR-SQ-W	- Choose (2) Power Options	\$209
Power Spec	PWR-SQ-W		\$116
USB Spec	USBC-SQ-W		\$243

ACCESSORIES	CODE	NOTES	PRICE
MONITOR MOUNT			
33" Monitor Mount	FMMM-33	- Select Metal Finish	\$883
Marker Board			
33" Marker Board/Veneer	FWVM-3133	- Select Veneer Finish	\$958
33" Marker Board/Paint	FWPAM-3133	- Select Paint Finish	\$909
Fabric Board			
33" Fabric Board (COM)	FWD-3133-COM	- Fabric must be specified. See appendix page x for fabric selections.	\$687
33" Fabric Board (A Grade KnollTextiles)	FWD-3133-A	- Fabric Board (COM) requires 2 yards of fabric.	\$799
33" Fabric Board (B Grade KnollTextiles)	FWD-3133-B		\$998
33" Fabric Board (C Grade KnollTextiles)	FWD-3133-C		\$1,168

ADDITIONAL SHELF OPTIONS	CODE	NOTES	PRICE
VENEER SHELF			
Full Veneer Shelf	FWVS	- Select Veneer Finish	\$612
2/3 Veneer Shelf	FWVS23		\$525
PAINTED SHELF			
Full Painted Shelf	FWPAS	- Select Paint Finish	\$577
2/3 Painted Shelf	FWPAS23		\$496
METAL SHELF			
Full Metal Tray	FWT	- Select Metal Finish	\$913
2/3 Metal Tray	FWT23		\$858
1/3 Metal Tray	FWT13		\$808
MAGAZINE SLING			
Magazine Sling (COM)	FWMS-COM	- Select Magazine Sling dowel Paint Finish	\$791
Magazine Sling (UltraFabrics Brisa Original)	FWMS-B	- Magazine Sling (COM) requires 1 yard of fabric	\$833
Magazine Sling (KnollFelt)	FWMS-C	- Fabric must be specified. See appendix page x for fabric selections.	\$833

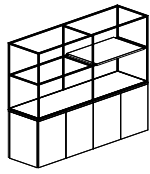
REQUIRED INFORMATION (ORDER CANNOT BE ENTERED WITHOUT THIS INFORMATION):

See pages vi-vii for surface material options. See pages iv-v for default finishes and general information.

- Choose Door Style: Defaults to case finish, if none selected
- Choose Metal Finish
- Choose Wood Species & Finish, if specified
- Choose Laminate
- Choose Fabric, if Magazine Sling or Fabric Board specified



LAMINATE TOP WITH ABS EDGE



CASE ONLY

CASE MATERIAL KEY

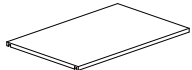
PA	Painted Case Only
PEC	Laminate Case Only

58" HEIGHT (24.5" CASE ONLY WITH 33" STEEL FRAME)

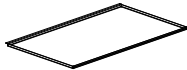
MODEL #	W x D x H	DESCRIPTION	-PA	-PEC
SINGLE-SIDED				
FWSLC-7258-PE	72 x 20 x 58	Front: 4 Doors; 33" Steel Frame	9,528	8,839
DUAL-SIDED				
FWDLC-7258-PE	72 x 20 x 58	Front: 4 Doors; Back: 4 Doors; 33" Steel Frame	10,735	9,928

DOOR STYLE

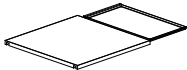
DESCRIPTION	CODE	NOTES	PRICE
Laminate	-PED	Select Laminate finish if Painted Case is specified	No Charge
Painted	-PAD	Select Paint finish if Laminate Case is specified	No Charge



Full Shelf



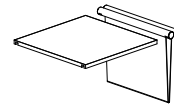
Full Tray



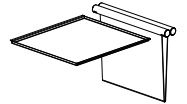
2/3 Shelf and 1/3 Metal Tray



2/3 Metal Tray and 1/3 Metal Tray



2/3 Shelf and Magazine Sling



2/3 Metal Tray and Magazine Sling

SHELF OPTION: Select (1) Shelf Option. Defaults to (1) Full Shelf to match Case, unless specified. All shelf options are interchangeable.

58" Height Activity Wall includes two shelf locations and (1) Shelf Option at no charge. To specify additional shelf options, see next page.

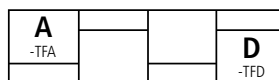
DESCRIPTION	CODE	NOTES	PRICE
LAMINATE SHELF			
Full Laminate Shelf	FWPES	- Laminate Shelf will match Laminate Case finish	No Charge
2/3 Laminate Shelf and 1/3 Metal Tray	FWPES23-FWT13	- Select Laminate finish, if Painted Case specified	No Charge
2/3 Laminate Shelf and Magazine Sling (UltraFabrics Brisa Original)	FWPES23-FWMS-B	- Magazine Sling dowel painted to match steel frame metal finish	No Charge
2/3 Laminate Shelf and Magazine Sling (KnollFelt)	FWPES23-FWMS-C	- Magazine Sling (COM) requires 1 yard of fabric	No Charge
2/3 Laminate Shelf and Magazine Sling (COM)	FWPES23-FWMS-COM		No Charge
PAINTED SHELF			
Full Painted Shelf	FWPAS	- Painted Shelf will match Painted Case finish	No Charge
2/3 Painted Shelf and 1/3 Metal Tray	FWPAS23-FWT13	- Select Paint finish, if Laminate Case specified	No Charge
2/3 Painted Shelf and Magazine Sling (UltraFabrics Brisa Original)	FWPAS23-FWMS-B	- Magazine Sling dowel painted to match steel frame metal finish	No Charge
2/3 Painted Shelf and Magazine Sling (KnollFelt)	FWPAS23-FWMS-C	- Magazine Sling (COM) requires 1 yard of fabric	No Charge
2/3 Painted Shelf and Magazine Sling (COM)	FWPAS23-FWMS-COM		No Charge
METAL TRAY			
Full Metal Tray	FWT	- Metal Tray will match Metal Frame finish	No Charge
2/3 Metal Tray and 1/3 Metal Tray	FWT23-FWT13	- Magazine Sling dowel painted to match steel frame metal finish	No Charge
2/3 Metal Tray and Magazine Sling (UltraFabrics Brisa Original)	FWT23-FWMS-B	- Magazine Sling (COM) requires 1 yard of fabric	No Charge
2/3 Metal Tray and Magazine Sling (KnollFelt)	FWT23-FWMS-C		No Charge
2/3 Metal Tray and Magazine Sling (COM)	FWT23-FWMS-COM		No Charge

CASE OPTIONS

DESCRIPTION	CODE	NOTES	PRICE
PULL-OUT SINGLE WASTE/RECYCLING UNIT			
Location A	-TFA	Available on Single or Dual-sided Case	\$741
Location D	-TFD	Available on Single or Dual-sided Case	\$741



Single-sided Case



Dual-sided Case



LAMINATE TOP WITH ABS EDGE



HARDWARE OPTIONS	CODE	NOTES	PRICE
Locks	-L	Applied to all cabinets except where Pull-Out Waste/Recycling unit has been specified. Default colors based on finish selections.	\$294

POWER OPTIONS	CODE	NOTES	PRICE
ROUND / BLACK FACEPLATE			
Grommet	GR-R-B	- Choose (2) Power Options	\$209
Power Spec	PWR-R-B		\$116
USB Spec	USBC-R-B		\$243
ROUND / WHITE FACEPLATE			
Grommet	GR-R-W	- Choose (2) Power Options	\$209
Power Spec	PWR-R-W		\$116
USB Spec	USBC-R-W		\$243
SQUARE / BLACK FACEPLATE			
Grommet	GR-SQ-B	- Choose (2) Power Options	\$209
Power Spec	PWR-SQ-B		\$116
USB Spec	USBC-SQ-B		\$243
SQUARE / WHITE FACEPLATE			
Grommet	GR-SQ-W	- Choose (2) Power Options	\$209
Power Spec	PWR-SQ-W		\$116
USB Spec	USBC-SQ-W		\$243

ACCESSORIES	CODE	NOTES	PRICE
MONITOR MOUNT			
33" Monitor Mount	FMMM-33	- Select Metal Finish	\$883
Marker Board			
33" Marker Board/Laminate	FWPEM-3133	- Select Laminate Finish	\$823
33" Marker Board/Paint	FWPAM-3133	- Select Paint Finish	\$909
Fabric Board			
33" Fabric Board (COM)	FWD-3133-COM	- Fabric must be specified. See appendix page x for fabric selections.	\$687
33" Fabric Board (A Grade KnollTextiles)	FWD-3133-A	- Fabric Board (COM) requires 2 yards of fabric.	\$799
33" Fabric Board (B Grade KnollTextiles)	FWD-3133-B		\$998
33" Fabric Board (C Grade KnollTextiles)	FWD-3133-C		\$1,168

ADDITIONAL SHELF OPTIONS	CODE	NOTES	PRICE
LAMINATE SHELF			
Full Laminate Shelf	FWPES	- Select Laminate Finish	\$551
2/3 Laminate Shelf	FWPES23		\$472
PAINTED SHELF			
Full Painted Shelf	FWPAS	- Select Paint Finish	\$577
2/3 Painted Shelf	FWPAS23		\$496
METAL SHELF			
Full Metal Tray	FWT	- Select Metal Finish	\$913
2/3 Metal Tray	FWT23		\$858
1/3 Metal Tray	FWT13		\$808
MAGAZINE SLING			
Magazine Sling (COM)	FWMS-COM	- Select Magazine Sling dowel Paint Finish	\$791
Magazine Sling (UltraFabrics Brisa Original)	FWMS-B	- Magazine Sling (COM) requires 1 yard of fabric	\$833
Magazine Sling (KnollFelt)	FWMS-C	- Fabric must be specified. See appendix page x for fabric selections.	\$833

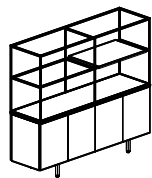
REQUIRED INFORMATION (ORDER CANNOT BE ENTERED WITHOUT THIS INFORMATION):

See pages vi-vii for surface material options. See pages iv-v for default finishes and general information.

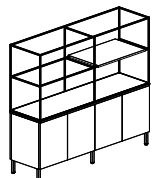
- Choose Door Style: Defaults to case finish, if none selected
- Choose Metal Finish
- Choose Paint Finish, if specified
- Choose Laminate
- Choose Edge Color: Defaults to matching edge band, if none selected
- Choose Fabric, if Magazine Sling or Fabric Board specified



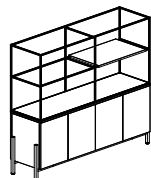
VENEER TOP WITH HARDWOOD EDGE



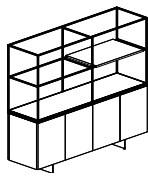
INSET LEG



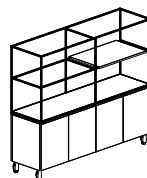
EDGE-MOUNT POST LEG



CRADLE BASE



BLADE BASE



CASTER

BASE STYLE KEY

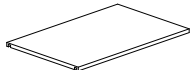
IB	Inset Leg
OB	Edge-mount Post Leg
CB	Cradle Base
BB	Blade Base
CST	Caster

63" HEIGHT (6" METAL LEG OR CASTER, 24" CASE WITH 33" STEEL FRAME)

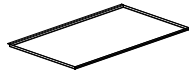
MODEL #	W x D x H	DESCRIPTION	-IB	-OB	-CB	-BB	-CST
SINGLE-SIDED							
FWSLC-7263-W-PA	72 x 20 x 63	Painted Case. Front: 4 Doors; 33" Steel Frame	10,318	10,318	10,894	10,608	10,487
FWSLC-7263-W-V	72 x 20 x 63	Veneer Case. Front: 4 Doors; 33" Steel Frame	10,780	10,780	11,357	11,070	10,950
DUAL-SIDED							
FWDLC-7263-W-PA	72 x 20 x 63	Painted Case. Front: 4 Doors; Back: 4 Doors; 33" Steel Frame	11,585	11,585	12,162	11,874	11,754
FWDLC-7263-W-V	72 x 20 x 63	Veneer Case. Front: 4 Doors; Back: 4 Doors; 33" Steel Frame	12,120	12,120	12,698	12,410	12,290

DOOR STYLE

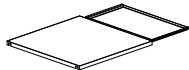
DESCRIPTION	CODE	NOTES	PRICE
Veneer	-VD	Select Veneer finish if Painted Case is specified	No Charge
Painted	-PAD	Select Paint finish if Veneer Case is specified	No Charge



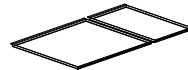
Full Shelf



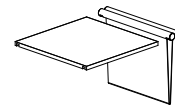
Full Tray



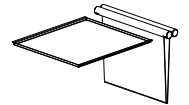
2/3 Shelf and 1/3 Metal Tray



2/3 Metal Tray and 1/3 Metal Tray



2/3 Shelf and Magazine Sling




2/3 Metal Tray and Magazine Sling

SHELF OPTION: Select (1) Shelf Option. Defaults to (1) Full Shelf to match Case, unless specified. All shelf options are interchangeable. 63" Height Activity Wall includes two shelf locations and (1) Shelf Option at no charge. To specify additional shelf options, see next page.

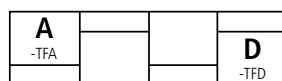
DESCRIPTION	CODE	NOTES	PRICE
VENEER SHELF			
Full Veneer Shelf	FWVS	- Veneer Shelf will match Veneer Case finish	No Charge
2/3 Veneer Shelf and 1/3 Metal Tray	FWVS23-FWT13	- Select Veneer finish, if Painted Case specified	No Charge
2/3 Veneer Shelf and Magazine Sling (UltraFabrics Brisa Original)	FWVS23-FWMS-B	- Magazine Sling dowel painted to match steel frame metal finish	No Charge
2/3 Veneer Shelf and Magazine Sling (KnollFelt)	FWVS23-FWMS-C	- Magazine Sling (COM) requires 1 yard of fabric	No Charge
2/3 Veneer Shelf and Magazine Sling (COM)	FWVS23-FWMS-COM		No Charge
PAINTED SHELF			
Full Painted Shelf	FWPAS	- Painted Shelf will match Painted Case finish	No Charge
2/3 Painted Shelf and 1/3 Metal Tray	FWPAS23-FWT13	- Select Paint finish, if Veneer Case specified	No Charge
2/3 Painted Shelf and Magazine Sling (UltraFabrics Brisa Original)	FWPAS23-FWMS-B	- Magazine Sling dowel painted to match steel frame metal finish	No Charge
2/3 Painted Shelf and Magazine Sling (KnollFelt)	FWPAS23-FWMS-C	- Magazine Sling (COM) requires 1 yard of fabric	No Charge
2/3 Painted Shelf and Magazine Sling (COM)	FWPAS23-FWMS-COM		No Charge
METAL TRAY			
Full Metal Tray	FWT	- Metal Tray will match Metal Frame finish	No Charge
2/3 Metal Tray and 1/3 Metal Tray	FWT23-FWT13	- Magazine Sling dowel painted to match steel frame metal finish	No Charge
2/3 Metal Tray and Magazine Sling (UltraFabrics Brisa Original)	FWT23-FWMS-B	- Magazine Sling (COM) requires 1 yard of fabric	No Charge
2/3 Metal Tray and Magazine Sling (KnollFelt)	FWT23-FWMS-C		No Charge
2/3 Metal Tray and Magazine Sling (COM)	FWT23-FWMS-COM		No Charge

CASE OPTIONS

DESCRIPTION	CODE	NOTES	PRICE
PULL-OUT SINGLE WASTE/RECYCLING UNIT			
Location A	-TFA	Available on Single or Dual-sided Case	\$741
Location D	-TFD	Available on Single or Dual-sided Case	\$741



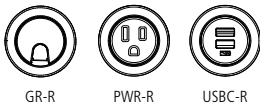
Single-sided Case



Dual-sided Case



VENEER TOP WITH HARDWOOD EDGE



HARDWARE OPTIONS	CODE	NOTES	PRICE
Locks	-L	Applied to all cabinets except where Pull-Out Waste/Recycling unit has been specified. Default colors based on finish selections.	\$294

POWER OPTIONS	CODE	NOTES	PRICE
ROUND / BLACK FACEPLATE			
Grommet	GR-R-B	- Choose (2) Power Options	\$209
Power Spec	PWR-R-B		\$116
USB Spec	USBC-R-B		\$243
ROUND / WHITE FACEPLATE			
Grommet	GR-R-W	- Choose (2) Power Options	\$209
Power Spec	PWR-R-W		\$116
USB Spec	USBC-R-W		\$243
SQUARE / BLACK FACEPLATE			
Grommet	GR-SQ-B	- Choose (2) Power Options	\$209
Power Spec	PWR-SQ-B		\$116
USB Spec	USBC-SQ-B		\$243
SQUARE / WHITE FACEPLATE			
Grommet	GR-SQ-W	- Choose (2) Power Options	\$209
Power Spec	PWR-SQ-W		\$116
USB Spec	USBC-SQ-W		\$243

ACCESSORIES	CODE	NOTES	PRICE
MONITOR MOUNT			
33" Monitor Mount	FMMM-33	- Select Metal Finish	\$883
Marker Board			
33" Marker Board/Veneer	FWVM-3133	- Select Veneer Finish	\$958
33" Marker Board/Paint	FWPAM-3133	- Select Paint Finish	\$909
Fabric Board			
33" Fabric Board (COM)	FWD-3133-COM	- Fabric must be specified. See appendix page x for fabric selections.	\$687
33" Fabric Board (A Grade KnollTextiles)	FWD-3133-A	- Fabric Board (COM) requires 2 yards of fabric.	\$799
33" Fabric Board (B Grade KnollTextiles)	FWD-3133-B		\$998
33" Fabric Board (C Grade KnollTextiles)	FWD-3133-C		\$1,168

ADDITIONAL SHELF OPTIONS	CODE	NOTES	PRICE
VENEER SHELF			
Full Veneer Shelf	FWVS	- Select Veneer Finish	\$612
2/3 Veneer Shelf	FWVS23		\$525
PAINTED SHELF			
Full Painted Shelf	FWPAS	- Select Paint Finish	\$577
2/3 Painted Shelf	FWPAS23		\$496
METAL SHELF			
Full Metal Tray	FWT	- Select Metal Finish	\$913
2/3 Metal Tray	FWT23		\$858
1/3 Metal Tray	FWT13		\$808
MAGAZINE SLING			
Magazine Sling (COM)	FWMS-COM	- Select Magazine Sling dowel Paint Finish	\$791
Magazine Sling (UltraFabrics Brisa Original)	FWMS-B	- Magazine Sling (COM) requires 1 yard of fabric	\$833
Magazine Sling (KnollFelt)	FWMS-C	- Fabric must be specified. See appendix page x for fabric selections.	\$833

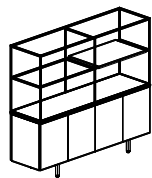
REQUIRED INFORMATION (ORDER CANNOT BE ENTERED WITHOUT THIS INFORMATION):

See pages vi-vii for surface material options. See pages iv-v for default finishes and general information.

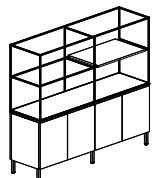
- Choose Door Style: Defaults to case finish, if none selected
- Choose Metal Finish
- Choose Wood Species & Finish, if specified
- Choose Paint Finish, if specified
- Choose Fabric, if Magazine Sling or Fabric Board specified



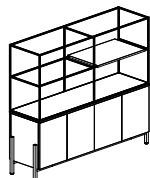
LAMINATE TOP WITH HARDWOOD EDGE



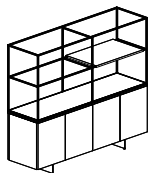
INSET LEG



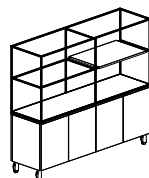
EDGE-MOUNT POST LEG



CRADLE BASE



BLADE BASE



CASTER

BASE STYLE KEY

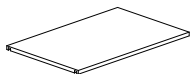
IB	Inset Leg
OB	Edge-mount Post Leg
CB	Cradle Base
BB	Blade Base
CST	Caster

63" HEIGHT (6" METAL LEG OR CASTER, 24" CASE WITH 33" STEEL FRAME)

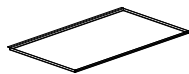
MODEL #	W x D x H	DESCRIPTION	-IB	-OB	-CB	-BB	-CST
SINGLE-SIDED							
FWSLC-7263-W-P-V	72 x 20 x 63	Veneer Case. Front: 4 Doors; 33" Steel Frame	10,349	10,349	10,928	10,638	10,519
DUAL-SIDED							
FWDLC-7263-W-P-V	72 x 20 x 63	Veneer Case. Front: 4 Doors; Back: 4 Doors; 33" Steel Frame	11,617	11,617	12,195	11,905	11,785

DOOR STYLE

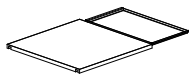
DESCRIPTION	CODE	NOTES	PRICE
Veneer	-VD	Defaults to Case finish	No Charge
Painted	-PAD	Select Paint finish if Veneer Case is specified	No Charge



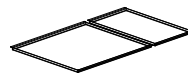
Full Shelf



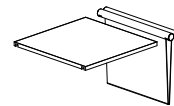
Full Tray



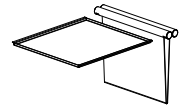
2/3 Shelf and 1/3 Metal Tray



2/3 Metal Tray and 1/3 Metal Tray



2/3 Shelf and Magazine Sling



2/3 Metal Tray and Magazine Sling

SHELF OPTION: Select (1) Shelf Option. Defaults to (1) Full Shelf to match Case, unless specified. All shelf options are interchangeable.

63" Height Activity Wall includes two shelf locations and (1) Shelf Option at no charge. To specify additional shelf options, see next page.

DESCRIPTION	CODE	NOTES	PRICE
VEENER SHELF			
Full Veneer Shelf	FWVS	- Veneer Shelf will match Veneer Case finish	No Charge
2/3 Veneer Shelf and 1/3 Metal Tray	FWVS23-FWT13	- Select Veneer finish, if Painted Case specified	No Charge
2/3 Veneer Shelf and Magazine Sling (UltraFabrics Brisa Original)	FWVS23-FWMS-B	- Magazine Sling dowel painted to match steel frame metal finish	No Charge
2/3 Veneer Shelf and Magazine Sling (KnollFelt)	FWVS23-FWMS-C	- Magazine Sling (COM) requires 1 yard of fabric	No Charge
2/3 Veneer Shelf and Magazine Sling (COM)	FWVS23-FWMS-COM		No Charge
PAINTED SHELF			
Full Painted Shelf	FWPAS	- Painted Shelf will match Painted Case finish	No Charge
2/3 Painted Shelf and 1/3 Metal Tray	FWPAS23-FWT13	- Select Paint finish, if Veneer Case specified	No Charge
2/3 Painted Shelf and Magazine Sling (UltraFabrics Brisa Original)	FWPAS23-FWMS-B	- Magazine Sling dowel painted to match steel frame metal finish	No Charge
2/3 Painted Shelf and Magazine Sling (KnollFelt)	FWPAS23-FWMS-C	- Magazine Sling (COM) requires 1 yard of fabric	No Charge
2/3 Painted Shelf and Magazine Sling (COM)	FWPAS23-FWMS-COM		No Charge
METAL TRAY			
Full Metal Tray	FWT	- Metal Tray will match Metal Frame finish	No Charge
2/3 Metal Tray and 1/3 Metal Tray	FWT23-FWT13	- Magazine Sling dowel painted to match steel frame metal finish	No Charge
2/3 Metal Tray and Magazine Sling (UltraFabrics Brisa Original)	FWT23-FWMS-B	- Magazine Sling (COM) requires 1 yard of fabric	No Charge
2/3 Metal Tray and Magazine Sling (KnollFelt)	FWT23-FWMS-C		No Charge
2/3 Metal Tray and Magazine Sling (COM)	FWT23-FWMS-COM		No Charge

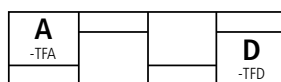
CASE OPTIONS

PULL-OUT SINGLE WASTE/RECYCLING UNIT

DESCRIPTION	CODE	NOTES	PRICE
Location A	-TFA	Available on Single or Dual-sided Case	\$741
Location D	-TFD	Available on Single or Dual-sided Case	\$741



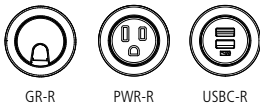
Single-sided Case



Dual-sided Case



LAMINATE TOP WITH HARDWOOD EDGE



HARDWARE OPTIONS	CODE	NOTES	PRICE
Locks	-L	Applied to all cabinets except where Pull-Out Waste/Recycling unit has been specified. Default colors based on finish selections.	\$294

POWER OPTIONS	CODE	NOTES	PRICE
ROUND / BLACK FACEPLATE			
Grommet	GR-R-B	- Choose (2) Power Options	\$209
Power Spec	PWR-R-B		\$116
USB Spec	USBC-R-B		\$243
ROUND / WHITE FACEPLATE			
Grommet	GR-R-W	- Choose (2) Power Options	\$209
Power Spec	PWR-R-W		\$116
USB Spec	USBC-R-W		\$243
SQUARE / BLACK FACEPLATE			
Grommet	GR-SQ-B	- Choose (2) Power Options	\$209
Power Spec	PWR-SQ-B		\$116
USB Spec	USBC-SQ-B		\$243
SQUARE / WHITE FACEPLATE			
Grommet	GR-SQ-W	- Choose (2) Power Options	\$209
Power Spec	PWR-SQ-W		\$116
USB Spec	USBC-SQ-W		\$243

ACCESSORIES	CODE	NOTES	PRICE
MONITOR MOUNT			
33" Monitor Mount	FMMM-33	- Select Metal Finish	\$883
Marker Board			
33" Marker Board/Veneer	FWVM-3133	- Select Veneer Finish	\$958
33" Marker Board/Paint	FWPAM-3133	- Select Paint Finish	\$909
Fabric Board			
33" Fabric Board (COM)	FWD-3133-COM	- Fabric must be specified. See appendix page x for fabric selections.	\$687
33" Fabric Board (A Grade KnollTextiles)	FWD-3133-A	- Fabric Board (COM) requires 2 yards of fabric.	\$799
33" Fabric Board (B Grade KnollTextiles)	FWD-3133-B		\$998
33" Fabric Board (C Grade KnollTextiles)	FWD-3133-C		\$1,168

ADDITIONAL SHELF OPTIONS	CODE	NOTES	PRICE
VENEER SHELF			
Full Veneer Shelf	FWVS	- Select Veneer Finish	\$612
2/3 Veneer Shelf	FWVS23		\$525
PAINTED SHELF			
Full Painted Shelf	FWPAS	- Select Paint Finish	\$577
2/3 Painted Shelf	FWPAS23		\$496
METAL SHELF			
Full Metal Tray	FWT	- Select Metal Finish	\$913
2/3 Metal Tray	FWT23		\$858
1/3 Metal Tray	FWT13		\$808
MAGAZINE SLING			
Magazine Sling (COM)	FWMS-COM	- Select Magazine Sling dowel Paint Finish	\$791
Magazine Sling (UltraFabrics Brisa Original)	FWMS-B	- Magazine Sling (COM) requires 1 yard of fabric	\$833
Magazine Sling (KnollFelt)	FWMS-C	- Fabric must be specified. See appendix page x for fabric selections.	\$833

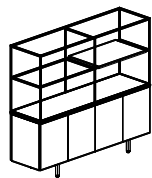
REQUIRED INFORMATION (ORDER CANNOT BE ENTERED WITHOUT THIS INFORMATION):

See pages vi-vii for surface material options. See pages iv-v for default finishes and general information.

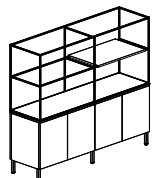
- Choose Door Style: Defaults to case finish, if none selected
- Choose Metal Finish
- Choose Wood Species & Finish, if specified
- Choose Laminate
- Choose Fabric, if Magazine Sling or Fabric Board specified



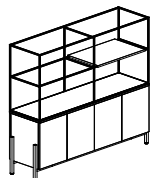
LAMINATE TOP WITH ABS EDGE



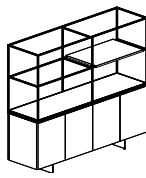
INSET LEG



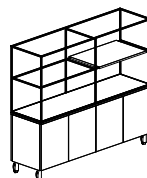
EDGE-MOUNT POST LEG



CRADLE BASE



BLADE BASE



CASTER

BASE STYLE KEY

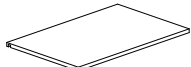
IB	Inset Leg
OB	Edge-mount Post Leg
CB	Cradle Base
BB	Blade Base
CST	Caster

63" HEIGHT (6" METAL LEG OR CASTER, 24" CASE WITH 33" STEEL FRAME)

MODEL #	W x D x H	DESCRIPTION	-IB	-OB	-CB	-BB	-CST
SINGLE-SIDED							
FWSLC-7263-PE-PA	72 x 20 x 63	Painted Case. Front: 4 Doors; 33" Steel Frame	9,961	9,965	10,542	10,254	10,134
FWSLC-7263-PE-PEC	72 x 20 x 63	Laminate Case. Front: 4 Doors; 33" Steel Frame	9,274	9,276	9,852	9,565	9,445
DUAL-SIDED							
FWDLC-7263-PE-PA	72 x 20 x 63	Painted Case. Front: 4 Doors; Back: 4 Doors; 33" Steel Frame	11,168	11,171	11,749	11,459	11,340
FWDLC-7263-PE-PEC	72 x 20 x 63	Laminate Case. Front: 4 Doors; Back: 4 Doors; 33" Steel Frame	10,362	10,363	10,941	10,653	10,533

DOOR STYLE

DESCRIPTION	CODE	NOTES	PRICE
Laminate	-PED	Select Laminate finish if Painted Case is specified	No Charge
Painted	-PAD	Select Paint finish if Laminate Case is specified.	No Charge



Full Shelf



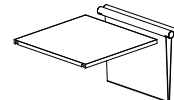
Full Tray



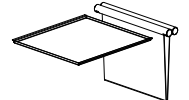
2/3 Shelf and 1/3 Metal Tray



2/3 Metal Tray and 1/3 Metal Tray



2/3 Shelf and Magazine Sling




2/3 Metal Tray and Magazine Sling

SHELF OPTION: Select (1) Shelf Option. Defaults to (1) Full Shelf to match Case, unless specified. All shelf options are interchangeable. 63" Height Activity Wall includes two shelf locations and (1) Shelf Option at no charge. To specify Additional Shelf Options, see next page.

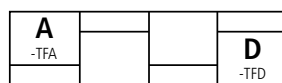
DESCRIPTION	CODE	NOTES	PRICE
LAMINATE SHELF			
Full Laminate Shelf	FWPES	- Laminate Shelf will match Laminate Case finish	No Charge
2/3 Laminate Shelf and 1/3 Metal Tray	FWPES23-FWT13	- Select Laminate finish, if Painted Case specified	No Charge
2/3 Laminate Shelf and Magazine Sling (UltraFabrics Brisa Original)	FWPES23-FWMS-B	- Magazine Sling dowel painted to match steel frame metal finish	No Charge
2/3 Laminate Shelf and Magazine Sling (KnollFelt)	FWPES23-FWMS-C	- Magazine Sling (COM) requires 1 yard of fabric	No Charge
2/3 Laminate Shelf and Magazine Sling (COM)	FWPES23-FWMS-COM		No Charge
PAINTED SHELF			
Full Painted Shelf	FWPAS	- Painted Shelf will match Painted Case finish	No Charge
2/3 Painted Shelf and 1/3 Metal Tray	FWPAS23-FWT13	- Select Paint finish, if Laminate Case specified	No Charge
2/3 Painted Shelf and Magazine Sling (UltraFabrics Brisa Original)	FWPAS23-FWMS-B	- Magazine Sling dowel painted to match steel frame metal finish	No Charge
2/3 Painted Shelf and Magazine Sling (KnollFelt)	FWPAS23-FWMS-C	- Magazine Sling (COM) requires 1 yard of fabric	No Charge
2/3 Painted Shelf and Magazine Sling (COM)	FWPAS23-FWMS-COM		No Charge
METAL TRAY			
Full Metal Tray	FWT	- Metal Tray will match Metal Frame finish	No Charge
2/3 Metal Tray and 1/3 Metal Tray	FWT23-FWT13	- Magazine Sling dowel painted to match steel frame metal finish	No Charge
2/3 Metal Tray and Magazine Sling (UltraFabrics Brisa Original)	FWT23-FWMS-B	- Magazine Sling (COM) requires 1 yard of fabric	No Charge
2/3 Metal Tray and Magazine Sling (KnollFelt)	FWT23-FWMS-C		No Charge
2/3 Metal Tray and Magazine Sling (COM)	FWT23-FWMS-COM		No Charge

CASE OPTIONS

DESCRIPTION	CODE	NOTES	PRICE
PULL-OUT SINGLE WASTE/RECYCLING UNIT			
Location A	-TFA	Available on Single or Dual-sided Case	\$741
Location D	-TFD	Available on Single or Dual-sided Case	\$741



Single-sided Case



Dual-sided Case



LAMINATE TOP WITH ABS EDGE



HARDWARE OPTIONS	CODE	NOTES	PRICE
Locks	-L	Applied to all cabinets except where Pull-Out Waste/Recycling unit has been specified. Default colors based on finish selections.	\$294

POWER OPTIONS	CODE	NOTES	PRICE
ROUND / BLACK FACEPLATE			
Grommet	GR-R-B	- Choose (2) Power Options	\$209
Power Spec	PWR-R-B		\$116
USB Spec	USBC-R-B		\$243
ROUND / WHITE FACEPLATE			
Grommet	GR-R-W	- Choose (2) Power Options	\$209
Power Spec	PWR-R-W		\$116
USB Spec	USBC-R-W		\$243
SQUARE / BLACK FACEPLATE			
Grommet	GR-SQ-B	- Choose (2) Power Options	\$209
Power Spec	PWR-SQ-B		\$116
USB Spec	USBC-SQ-B		\$243
SQUARE / WHITE FACEPLATE			
Grommet	GR-SQ-W	- Choose (2) Power Options	\$209
Power Spec	PWR-SQ-W		\$116
USB Spec	USBC-SQ-W		\$243

ACCESSORIES	CODE	NOTES	PRICE
MONITOR MOUNT			
33" Monitor Mount	FMMM-33	- Select Metal Finish	\$883
Marker Board			
33" Marker Board/Laminate	FWPEM-3133	- Select Laminate Finish	\$823
33" Marker Board/Paint	FWPAM-3133	- Select Paint Finish	\$909
Fabric Board			
33" Fabric Board (COM)	FWD-3133-COM	- Fabric must be specified. See appendix page x for fabric selections.	\$687
33" Fabric Board (A Grade KnollTextiles)	FWD-3133-A	- Fabric Board (COM) requires 2 yards of fabric.	\$799
33" Fabric Board (B Grade KnollTextiles)	FWD-3133-B		\$998
33" Fabric Board (C Grade KnollTextiles)	FWD-3133-C		\$1,168

ADDITIONAL SHELF OPTIONS	CODE	NOTES	PRICE
LAMINATE SHELF			
Full Laminate Shelf	FWPES	- Select Laminate Finish	\$551
2/3 Laminate Shelf	FWPES23		\$472
PAINTED SHELF			
Full Painted Shelf	FWPAS	- Select Paint Finish	\$577
2/3 Painted Shelf	FWPAS23		\$496
METAL SHELF			
Full Metal Tray	FWT	- Select Metal Finish	\$913
2/3 Metal Tray	FWT23		\$858
1/3 Metal Tray	FWT13		\$808
MAGAZINE SLING			
Magazine Sling (COM)	FWMS-COM	- Select Magazine Sling dowel Paint Finish	\$791
Magazine Sling (UltraFabrics Brisa Original)	FWMS-B	- Magazine Sling (COM) requires 1 yard of fabric	\$833
Magazine Sling (KnollFelt)	FWMS-C	- Fabric must be specified. See appendix page x for fabric selections.	\$833

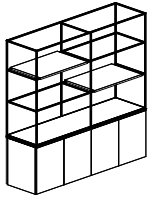
REQUIRED INFORMATION (ORDER CANNOT BE ENTERED WITHOUT THIS INFORMATION):

See pages vi-vii for surface material options. See pages iv-v for default finishes and general information.

- Choose Door Style: Defaults to case finish, if none selected
- Choose Metal Finish
- Choose Paint Finish, if specified
- Choose Laminate
- Choose Edge Color: Defaults to matching edge band, if none selected
- Choose Fabric, if Magazine Sling or Fabric Board specified



VENEER TOP WITH HARDWOOD EDGE



CASE ONLY

CASE MATERIAL KEY

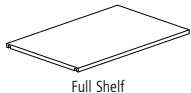
PA	Painted Case Only
V	Veneer Case Only

72" HEIGHT (24.5" CASE ONLY WITH 48" STEEL FRAME)

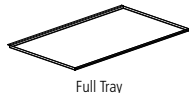
MODEL #	W x D x H	DESCRIPTION	-PA	-V
SINGLE-SIDED				
FWSLC-7272-W	72 x 20 x 72	Front: 4 Doors; 48" Steel Frame	8,579	11,897
DUAL-SIDED				
FWDLC-7272-W	72 x 20 x 72	Front: 4 Doors; Back: 4 Doors; 48" Steel Frame	9,845	13,237

DOOR STYLE

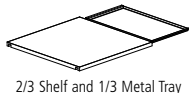
DESCRIPTION	CODE	NOTES	PRICE
Veneer	-VD	Select Veneer finish if Painted Case is specified	No Charge
Painted	-PAD	Select Paint finish if Veneer Case is specified	No Charge



Full Shelf



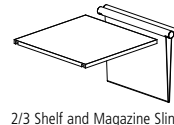
Full Tray



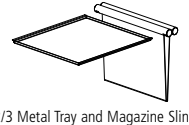
2/3 Shelf and 1/3 Metal Tray



2/3 Metal Tray and 1/3 Metal Tray



2/3 Shelf and Magazine Sling




2/3 Metal Tray and Magazine Sling

SHELF OPTION: Select (2) Shelf Options. Defaults to (2) Full Shelf to match Case, unless specified. All shelf options are interchangeable. 72" Height Activity Wall includes four shelf locations and (2) Shelf Options at no charge. To specify additional shelf options, see next page.

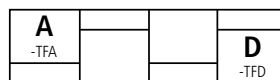
DESCRIPTION	CODE	NOTES	PRICE
VENEER SHELF			
Full Veneer Shelf	FWVS	- Veneer Shelf will match Veneer Case finish	No Charge
2/3 Veneer Shelf and 1/3 Metal Tray	FWVS23-FWT13	- Select Veneer finish, if Painted Case specified	No Charge
2/3 Veneer Shelf and Magazine Sling (UltraFabrics Brisa Original)	FWVS23-FWMS-B	- Magazine Sling dowel painted to match steel frame metal finish	No Charge
2/3 Veneer Shelf and Magazine Sling (KnollFelt)	FWVS23-FWMS-C	- Magazine Sling (COM) requires 1 yard of fabric	No Charge
2/3 Veneer Shelf and Magazine Sling (COM)	FWVS23-FWMS-COM		No Charge
PAINTED SHELF			
Full Painted Shelf	FWPAS	- Painted Shelf will match Painted Case finish	No Charge
2/3 Painted Shelf and 1/3 Metal Tray	FWPAS23-FWT13	- Select Paint finish, if Veneer Case specified	No Charge
2/3 Painted Shelf and Magazine Sling (UltraFabrics Brisa Original)	FWPAS23-FWMS-B	- Magazine Sling dowel painted to match steel frame metal finish	No Charge
2/3 Painted Shelf and Magazine Sling (KnollFelt)	FWPAS23-FWMS-C	- Magazine Sling (COM) requires 1 yard of fabric	No Charge
2/3 Painted Shelf and Magazine Sling (COM)	FWPAS23-FWMS-COM		No Charge
METAL TRAY			
Full Metal Tray	FWT	- Metal Tray will match Metal Frame finish	No Charge
2/3 Metal Tray and 1/3 Metal Tray	FWT23-FWT13	- Magazine Sling dowel painted to match steel frame metal finish	No Charge
2/3 Metal Tray and Magazine Sling (UltraFabrics Brisa Original)	FWT23-FWMS-B	- Magazine Sling (COM) requires 1 yard of fabric	No Charge
2/3 Metal Tray and Magazine Sling (KnollFelt)	FWT23-FWMS-C		No Charge
2/3 Metal Tray and Magazine Sling (COM)	FWT23-FWMS-COM		No Charge

CASE OPTIONS

DESCRIPTION	CODE	NOTES	PRICE
PULL-OUT SINGLE WASTE/RECYCLING UNIT			
Location A	-TFA	Available on Single or Dual-sided Case	\$741
Location D	-TFD	Available on Single or Dual-sided Case	\$741



Single-sided Case



Dual-sided Case



VENEER TOP WITH HARDWOOD EDGE



HARDWARE OPTIONS	CODE	NOTES	PRICE
Locks	-L	Applied to all cabinets except where Pull-Out Waste/Recycling unit has been specified. Default colors based on finish selections.	\$294

POWER OPTIONS	CODE	NOTES	PRICE
ROUND / BLACK FACEPLATE			
Grommet	GR-R-B	- Choose (2) Power Options	\$209
Power Spec	PWR-R-B		\$116
USB Spec	USBC-R-B		\$243
ROUND / WHITE FACEPLATE			
Grommet	GR-R-W	- Choose (2) Power Options	\$209
Power Spec	PWR-R-W		\$116
USB Spec	USBC-R-W		\$243
SQUARE / BLACK FACEPLATE			
Grommet	GR-SQ-B	- Choose (2) Power Options	\$209
Power Spec	PWR-SQ-B		\$116
USB Spec	USBC-SQ-B		\$243
SQUARE / WHITE FACEPLATE			
Grommet	GR-SQ-W	- Choose (2) Power Options	\$209
Power Spec	PWR-SQ-W		\$116
USB Spec	USBC-SQ-W		\$243

ACCESSORIES	CODE	NOTES	PRICE
MONITOR MOUNT			
48" Monitor Mount	FMMM-48	- Select Metal Finish	\$883
MARKER BOARD			
48" Marker Board/Veneer	FWVM-3148	- Select Veneer Finish	\$1,075
48" Marker Board/Paint	FWPAM-3148	- Select Paint Finish	\$1,019
FABRIC BOARD			
48" Fabric Board (COM)	FWD-3148-COM	- Fabric must be specified. See appendix page x for fabric selections.	\$712
48" Fabric Board (A Grade KnollTextiles)	FWD-3148-A	- Fabric Board (COM) requires 2 yards of fabric.	\$824
48" Fabric Board (B Grade KnollTextiles)	FWD-3148-B		\$1,023
48" Fabric Board (C Grade KnollTextiles)	FWD-3148-C		\$1,193

ADDITIONAL SHELF OPTIONS	CODE	NOTES	PRICE
VENEER SHELF			
Full Veneer Shelf	FWVS	- Select Veneer Finish	\$612
2/3 Veneer Shelf	FWVS23		\$525
PAINTED SHELF			
Full Painted Shelf	FWPAS	- Select Paint Finish	\$577
2/3 Painted Shelf	FWPAS23		\$496
METAL SHELF			
Full Metal Tray	FWT	- Select Metal Finish	\$913
2/3 Metal Tray	FWT23		\$858
1/3 Metal Tray	FWT13		\$808
MAGAZINE SLING			
Magazine Sling (COM)	FWMS-COM	- Select Magazine Sling dowel Paint Finish	\$791
Magazine Sling (UltraFabrics Brisa Original)	FWMS-B	- Magazine Sling (COM) requires 1 yard of fabric	\$833
Magazine Sling (KnollFelt)	FWMS-C	- Fabric must be specified. See appendix page x for fabric selections.	\$833

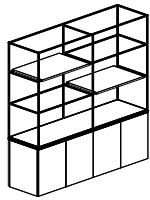
REQUIRED INFORMATION (ORDER CANNOT BE ENTERED WITHOUT THIS INFORMATION):

See pages vi-vii for surface material options. See pages iv-v for default finishes and general information.

- Choose Door Style: Defaults to case finish, if none selected
- Choose Metal Finish
- Choose Wood Species & Finish, if specified
- Choose Paint Finish, if specified
- Choose Fabric, if Magazine Sling or Fabric Board specified



LAMINATE TOP WITH HARDWOOD EDGE



CASE ONLY

CASE MATERIAL KEY

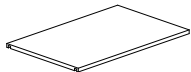
V Veneer Case Only

72" HEIGHT (24.5" CASE ONLY WITH 48" STEEL FRAME)

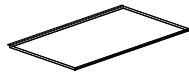
MODEL #	W x D x H	DESCRIPTION	-V
SINGLE-SIDED			
FWSLC-7272-W-P	72 x 20 x 72	Front: 4 Doors; 48" Steel Frame	11,465
DUAL-SIDED			
FWDLC-7272-W-P	72 x 20 x 72	Front: 4 Doors; Back: 4 Doors; 48" Steel Frame	12,733

DOOR STYLE

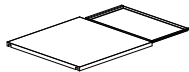
DESCRIPTION	CODE	NOTES	PRICE
Veneer	-VD	Defaults to Case finish	No Charge
Painted	-PAD	Select Paint finish if Veneer Case is specified	No Charge



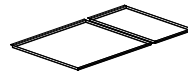
Full Shelf



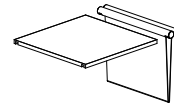
Full Tray



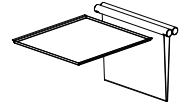
2/3 Shelf and 1/3 Metal Tray



2/3 Metal Tray and 1/3 Metal Tray



2/3 Shelf and Magazine Sling



2/3 Metal Tray and Magazine Sling


SHELF OPTION: Select (2) Shelf Options. Defaults to (2) Full Shelf to match Case, unless specified. All shelf options are interchangeable.

72" Height Activity Wall includes four shelf locations and (2) Shelf Options at no charge. To specify additional shelf options, see next page.

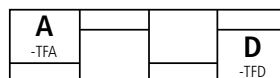
DESCRIPTION	CODE	NOTES	PRICE
VEENEER SHELF			
Full Veneer Shelf	FWVS	- Veneer Shelf will match Veneer Case finish	No Charge
2/3 Veneer Shelf and 1/3 Metal Tray	FWVS23-FWT13	- Select Veneer finish, if Painted Case specified	No Charge
2/3 Veneer Shelf and Magazine Sling (UltraFabrics Brisa Original)	FWVS23-FWMS-B	- Magazine Sling dowel painted to match steel frame metal finish	No Charge
2/3 Veneer Shelf and Magazine Sling (KnollFelt)	FWVS23-FWMS-C	- Magazine Sling (COM) requires 1 yard of fabric	No Charge
2/3 Veneer Shelf and Magazine Sling (COM)	FWVS23-FWMS-COM		No Charge
PAINTED SHELF			
Full Painted Shelf	FWPAS	- Painted Shelf will match Painted Case finish	No Charge
2/3 Painted Shelf and 1/3 Metal Tray	FWPAS23-FWT13	- Select Paint finish, if Veneer Case specified	No Charge
2/3 Painted Shelf and Magazine Sling (UltraFabrics Brisa Original)	FWPAS23-FWMS-B	- Magazine Sling dowel painted to match steel frame metal finish	No Charge
2/3 Painted Shelf and Magazine Sling (KnollFelt)	FWPAS23-FWMS-C	- Magazine Sling (COM) requires 1 yard of fabric	No Charge
2/3 Painted Shelf and Magazine Sling (COM)	FWPAS23-FWMS-COM		No Charge
METAL TRAY			
Full Metal Tray	FWT	- Metal Tray will match Metal Frame finish	No Charge
2/3 Metal Tray and 1/3 Metal Tray	FWT23-FWT13	- Magazine Sling dowel painted to match steel frame metal finish	No Charge
2/3 Metal Tray and Magazine Sling (UltraFabrics Brisa Original)	FWT23-FWMS-B	- Magazine Sling (COM) requires 1 yard of fabric	No Charge
2/3 Metal Tray and Magazine Sling (KnollFelt)	FWT23-FWMS-C		No Charge
2/3 Metal Tray and Magazine Sling (COM)	FWT23-FWMS-COM		No Charge

CASE OPTIONS

DESCRIPTION	CODE	NOTES	PRICE
PULL-OUT SINGLE WASTE/RECYCLING UNIT			
Location A	-TFA	Available on Single or Dual-sided Case	\$741
Location D	-TFD	Available on Single or Dual-sided Case	\$741



Single-sided Case



Dual-sided Case



LAMINATE TOP WITH HARDWOOD EDGE



HARDWARE OPTIONS	CODE	NOTES	PRICE
Locks	-L	Applied to all cabinets except where Pull-Out Waste/Recycling unit has been specified. Default colors based on finish selections.	\$294

POWER OPTIONS	CODE	NOTES	PRICE
ROUND / BLACK FACEPLATE			
Grommet	GR-R-B	- Choose (2) Power Options	\$209
Power Spec	PWR-R-B		\$116
USB Spec	USBC-R-B		\$243
ROUND / WHITE FACEPLATE			
Grommet	GR-R-W	- Choose (2) Power Options	\$209
Power Spec	PWR-R-W		\$116
USB Spec	USBC-R-W		\$243
SQUARE / BLACK FACEPLATE			
Grommet	GR-SQ-B	- Choose (2) Power Options	\$209
Power Spec	PWR-SQ-B		\$116
USB Spec	USBC-SQ-B		\$243
SQUARE / WHITE FACEPLATE			
Grommet	GR-SQ-W	- Choose (2) Power Options	\$209
Power Spec	PWR-SQ-W		\$116
USB Spec	USBC-SQ-W		\$243

ACCESSORIES	CODE	NOTES	PRICE
MONITOR MOUNT			
48" Monitor Mount	FMMM-48	- Select Metal Finish	\$883
MARKER BOARD			
48" Marker Board/Veneer	FWVM-3148	- Select Veneer Finish	\$1,075
48" Marker Board/Paint	FWPAM-3148	- Select Paint Finish	\$1,019
FABRIC BOARD			
48" Fabric Board (COM)	FWD-3148-COM	- Fabric must be specified. See appendix page x for fabric selections.	\$712
48" Fabric Board (A Grade KnollTextiles)	FWD-3148-A	- Fabric Board (COM) requires 2 yards of fabric.	\$824
48" Fabric Board (B Grade KnollTextiles)	FWD-3148-B		\$1,023
48" Fabric Board (C Grade KnollTextiles)	FWD-3148-C		\$1,193

ADDITIONAL SHELF OPTIONS	CODE	NOTES	PRICE
VENEER SHELF			
Full Veneer Shelf	FWVS	- Select Veneer Finish	\$612
2/3 Veneer Shelf	FWVS23		\$525
PAINTED SHELF			
Full Painted Shelf	FWPAS	- Select Paint Finish	\$577
2/3 Painted Shelf	FWPAS23		\$496
METAL SHELF			
Full Metal Tray	FWT	- Select Metal Finish	\$913
2/3 Metal Tray	FWT23		\$858
1/3 Metal Tray	FWT13		\$808
MAGAZINE SLING			
Magazine Sling (COM)	FWMS-COM	- Select Magazine Sling dowel Paint Finish	\$791
Magazine Sling (UltraFabrics Brisa Original)	FWMS-B	- Magazine Sling (COM) requires 1 yard of fabric	\$833
Magazine Sling (KnollFelt)	FWMS-C	- Fabric must be specified. See appendix page x for fabric selections.	\$833

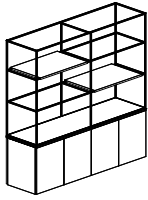
REQUIRED INFORMATION (ORDER CANNOT BE ENTERED WITHOUT THIS INFORMATION):

See pages vi-vii for surface material options. See pages iv-v for default finishes and general information.

- Choose Door Style: Defaults to case finish, if none selected
- Choose Metal Finish
- Choose Wood Species & Finish, if specified
- Choose Laminate
- Choose Fabric, if Magazine Sling or Fabric Board specified



LAMINATE TOP WITH ABS EDGE



CASE ONLY

CASE MATERIAL KEY

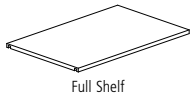
PA	Painted Case Only
PEC	Laminate Case Only

72" HEIGHT (24.5" CASE ONLY WITH 48" STEEL FRAME)

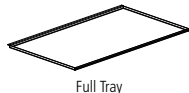
MODEL #	W x D x H	DESCRIPTION	-PA	-PEC
SINGLE-SIDED				
FWSLC-7272-PE	72 x 20 x 72	Front: 4 Doors; 48" Steel Frame	11,049	10,359
DUAL-SIDED				
FWDLC-7272-PE	72 x 20 x 72	Front: 4 Doors; Back: 4 Doors; 48" Steel Frame	12,254	11,447

DOOR STYLE

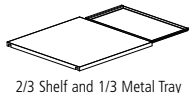
DESCRIPTION	CODE	NOTES	PRICE
Laminate	-PED	Select Laminte finish if Painted Case is specified	No Charge
Painted	-PAD	Select Paint finish if Laminate Case is specified	No Charge



Full Shelf



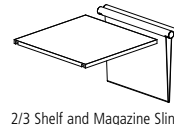
Full Tray



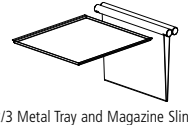
2/3 Shelf and 1/3 Metal Tray



2/3 Metal Tray and 1/3 Metal Tray



2/3 Shelf and Magazine Sling



2/3 Metal Tray and Magazine Sling


SHELF OPTION: Select (2) Shelf Options. Defaults to (2) Full Shelf to match Case, unless specified. All shelf options are interchangeable.

72" Height Activity Wall includes four shelf locations and (2) Shelf Options at no charge. To specify additional shelf options, see next page.

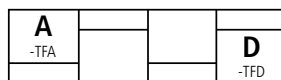
DESCRIPTION	CODE	NOTES	PRICE
LAMINATE SHELF			
Full Laminate Shelf	FWPES	- Laminate Shelf will match Laminate Case finish	No Charge
2/3 Laminate Shelf and 1/3 Metal Tray	FWPES23-FWT13	- Select Laminate finish, if Painted Case specified	No Charge
2/3 Laminate Shelf and Magazine Sling (UltraFabrics Brisa Original)	FWPES23-FWMS-B	- Magazine Sling dowel painted to match steel frame metal finish	No Charge
2/3 Laminate Shelf and Magazine Sling (KnollFelt)	FWPES23-FWMS-C	- Magazine Sling (COM) requires 1 yard of fabric	No Charge
2/3 Laminate Shelf and Magazine Sling (COM)	FWPES23-FWMS-COM		No Charge
PAINTED SHELF			
Full Painted Shelf	FWPAS	- Painted Shelf will match Painted Case finish	No Charge
2/3 Painted Shelf and 1/3 Metal Tray	FWPAS23-FWT13	- Select Paint finish, if Laminate Case specified	No Charge
2/3 Painted Shelf and Magazine Sling (UltraFabrics Brisa Original)	FWPAS23-FWMS-B	- Magazine Sling dowel painted to match steel frame metal finish	No Charge
2/3 Painted Shelf and Magazine Sling (KnollFelt)	FWPAS23-FWMS-C	- Magazine Sling (COM) requires 1 yard of fabric	No Charge
2/3 Painted Shelf and Magazine Sling (COM)	FWPAS23-FWMS-COM		No Charge
METAL TRAY			
Full Metal Tray	FWT	- Metal Tray will match Metal Frame finish	No Charge
2/3 Metal Tray and 1/3 Metal Tray	FWT23-FWT13	- Magazine Sling dowel painted to match steel frame metal finish	No Charge
2/3 Metal Tray and Magazine Sling (UltraFabrics Brisa Original)	FWT23-FWMS-B	- Magazine Sling (COM) requires 1 yard of fabric	No Charge
2/3 Metal Tray and Magazine Sling (KnollFelt)	FWT23-FWMS-C		No Charge
2/3 Metal Tray and Magazine Sling (COM)	FWT23-FWMS-COM		No Charge

CASE OPTIONS

DESCRIPTION	CODE	NOTES	PRICE
PULL-OUT SINGLE WASTE/RECYCLING UNIT			
Location A	-TFA	Available on Single or Dual-sided Case	\$741
Location D	-TFD	Available on Single or Dual-sided Case	\$741



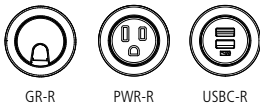
Single-sided Case



Dual-sided Case



LAMINATE TOP WITH ABS EDGE



HARDWARE OPTIONS	CODE	NOTES	PRICE
Locks	-L	Applied to all cabinets except where Pull-Out Waste/Recycling unit has been specified. Default colors based on finish selections.	\$294

POWER OPTIONS	CODE	NOTES	PRICE
ROUND / BLACK FACEPLATE			
Grommet	GR-R-B	- Choose (2) Power Options	\$209
Power Spec	PWR-R-B		\$116
USB Spec	USBC-R-B		\$243
ROUND / WHITE FACEPLATE			
Grommet	GR-R-W	- Choose (2) Power Options	\$209
Power Spec	PWR-R-W		\$116
USB Spec	USBC-R-W		\$243
SQUARE / BLACK FACEPLATE			
Grommet	GR-SQ-B	- Choose (2) Power Options	\$209
Power Spec	PWR-SQ-B		\$116
USB Spec	USBC-SQ-B		\$243
SQUARE / WHITE FACEPLATE			
Grommet	GR-SQ-W	- Choose (2) Power Options	\$209
Power Spec	PWR-SQ-W		\$116
USB Spec	USBC-SQ-W		\$243

ACCESSORIES	CODE	NOTES	PRICE
MONITOR MOUNT			
48" Monitor Mount	FMMM-48	- Select Metal Finish	\$883
MARKER BOARD			
48" Marker Board/Laminate	FWPEM-3148	- Select Laminate Finish	\$823
48" Marker Board/Paint	FWPAM-3148	- Select Paint Finish	\$1,019
FABRIC BOARD			
48" Fabric Board (COM)	FWD-3148-COM	- Fabric must be specified. See appendix page x for fabric selections.	\$712
48" Fabric Board (A Grade KnollTextiles)	FWD-3148-A	- Fabric Board (COM) requires 2 yards of fabric.	\$824
48" Fabric Board (B Grade KnollTextiles)	FWD-3148-B		\$1,023
48" Fabric Board (C Grade KnollTextiles)	FWD-3148-C		\$1,193

ADDITIONAL SHELF OPTIONS	CODE	NOTES	PRICE
LAMINATE SHELF			
Full Laminate Shelf	FWVS	- Select Laminate Finish	\$612
2/3 Laminate Shelf	FWVS23		\$525
PAINTED SHELF			
Full Painted Shelf	FWPAS	- Select Paint Finish	\$577
2/3 Painted Shelf	FWPAS23		\$496
METAL SHELF			
Full Metal Tray	FWT	- Select Metal Finish	\$913
2/3 Metal Tray	FWT23		\$858
1/3 Metal Tray	FWT13		\$808
MAGAZINE SLING			
Magazine Sling (COM)	FWMS-COM	- Select Magazine Sling dowel Paint Finish	\$791
Magazine Sling (UltraFabrics Brisa Original)	FWMS-B	- Magazine Sling (COM) requires 1 yard of fabric	\$833
Magazine Sling (KnollFelt)	FWMS-C	- Fabric must be specified. See appendix page x for fabric selections.	\$833

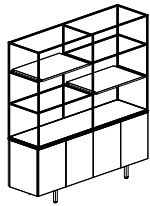
REQUIRED INFORMATION (ORDER CANNOT BE ENTERED WITHOUT THIS INFORMATION):

See pages vi-vii for surface material options. See pages iv-v for default finishes and general information.

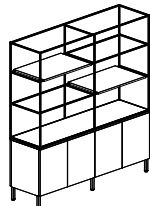
- Choose Door Style: Defaults to case finish, if none selected
- Choose Metal Finish
- Choose Paint Finish, if specified
- Choose Laminate
- Choose Edge Color: Defaults to matching edge band, if none selected
- Choose Fabric, if Magazine Sling or Fabric Board specified



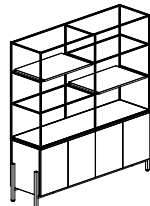
VENEER TOP WITH HARDWOOD EDGE



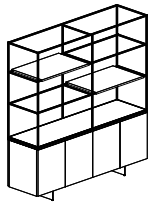
INSET LEG



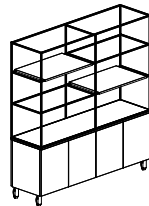
EDGE-MOUNT POST LEG



CRADLE BASE



BLADE BASE



CASTER

BASE STYLE KEY

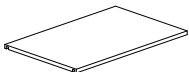
IB	Inset Leg
OB	Edge-mount Post Leg
CB	Cradle Base
BB	Blade Base
CST	Caster

78" HEIGHT (6" METAL LEG OR CASTER, 24" CASE WITH 48" STEEL FRAME)

MODEL #	W x D x H	DESCRIPTION	-IB	-OB	-CB	-BB	-CST
SINGLE-SIDED							
FWSLC-7278-W-PA	72 x 20 x 78	Painted Case. Front: 4 Doors; 48" Steel Frame	11,837	11,837	12,415	12,127	12,007
FWSLC-7278-W-V	72 x 20 x 78	Veneer Case. Front: 4 Doors; 48" Steel Frame	12,332	12,332	12,909	12,622	12,501
DUAL-SIDED							
FWDLC-7278-W-PA	72 x 20 x 78	Painted Case. Front: 4 Doors; Back: 4 Doors; 48" Steel Frame	13,104	13,104	13,682	13,394	13,274
FWDLC-7278-W-V	72 x 20 x 78	Veneer Case. Front: 4 Doors; Back: 4 Doors; 48" Steel Frame	13,672	13,672	14,250	13,962	13,842

DOOR STYLE

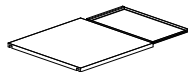
DESCRIPTION	CODE	NOTES	PRICE
Veneer	-VD	Select Veneer finish, if Painted Case is specified	No Charge
Painted	-PAD	Select Paint finish, if Veneer Case is specified	No Charge



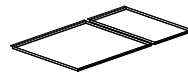
Full Shelf



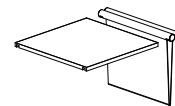
Full Tray



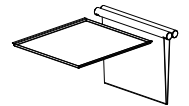
2/3 Shelf and 1/3 Metal Tray



2/3 Metal Tray and 1/3 Metal Tray



2/3 Shelf and Magazine Sling




2/3 Metal Tray and Magazine Sling

SHELF OPTION: Select (2) Shelf Options. Defaults to (2) Full Shelf to match Case, unless specified. All shelf options are interchangeable.

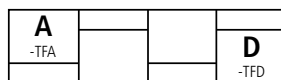
78" Height Activity Wall includes four shelf locations and (2) Shelf Options at no charge. To specify additional shelf options, see next page.

DESCRIPTION	CODE	NOTES	PRICE
VENEER SHELF			
Full Veneer Shelf	FWVS	- Veneer Shelf will match Veneer Case finish	No Charge
2/3 Veneer Shelf and 1/3 Metal Tray	FWVS23-FWT13	- Select Veneer finish, if Painted Case specified	No Charge
2/3 Veneer Shelf and Magazine Sling (UltraFabrics Brisa Original)	FWVS23-FWMS-B	- Magazine Sling dowel painted to match steel frame metal finish	No Charge
2/3 Veneer Shelf and Magazine Sling (KnollFelt)	FWVS23-FWMS-C	- Magazine Sling (COM) requires 1 yard of fabric	No Charge
2/3 Veneer Shelf and Magazine Sling (COM)	FWVS23-FWMS-COM		No Charge
PAINTED SHELF			
Full Painted Shelf	FWPAS	- Painted Shelf will match Painted Case finish	No Charge
2/3 Painted Shelf and 1/3 Metal Tray	FWPAS23-FWT13	- Select Paint finish, if Veneer Case specified	No Charge
2/3 Painted Shelf and Magazine Sling (UltraFabrics Brisa Original)	FWPAS23-FWMS-B	- Magazine Sling dowel painted to match steel frame metal finish	No Charge
2/3 Painted Shelf and Magazine Sling (KnollFelt)	FWPAS23-FWMS-C	- Magazine Sling (COM) requires 1 yard of fabric	No Charge
2/3 Painted Shelf and Magazine Sling (COM)	FWPAS23-FWMS-COM		No Charge
METAL TRAY			
Full Metal Tray	FWT	- Metal Tray will match Metal Frame finish	No Charge
2/3 Metal Tray and 1/3 Metal Tray	FWT23-FWT13	- Magazine Sling dowel painted to match steel frame metal finish	No Charge
2/3 Metal Tray and Magazine Sling (UltraFabrics Brisa Original)	FWT23-FWMS-B	- Magazine Sling (COM) requires 1 yard of fabric	No Charge
2/3 Metal Tray and Magazine Sling (KnollFelt)	FWT23-FWMS-C		No Charge
2/3 Metal Tray and Magazine Sling (COM)	FWT23-FWMS-COM		No Charge

CASE OPTIONS	CODE	NOTES	PRICE
PULL-OUT SINGLE WASTE/RECYCLING UNIT			
Location A	-TFA	Available on Single or Dual-sided Case	\$741
Location D	-TFD	Available on Single or Dual-sided Case	\$741



Single-sided Case



Dual-sided Case



VENEER TOP WITH HARDWOOD EDGE



HARDWARE OPTIONS	CODE	NOTES	PRICE
Locks	-L	Applied to all cabinets except where Pull-Out Waste/Recycling unit has been specified. Default colors based on finish selections.	\$294

POWER OPTIONS	CODE	NOTES	PRICE
ROUND / BLACK FACEPLATE			
Grommet	GR-R-B	- Choose (2) Power Options	\$209
Power Spec	PWR-R-B		\$116
USB Spec	USBC-R-B		\$243
ROUND / WHITE FACEPLATE			
Grommet	GR-R-W	- Choose (2) Power Options	\$209
Power Spec	PWR-R-W		\$116
USB Spec	USBC-R-W		\$243
SQUARE / BLACK FACEPLATE			
Grommet	GR-SQ-B	- Choose (2) Power Options	\$209
Power Spec	PWR-SQ-B		\$116
USB Spec	USBC-SQ-B		\$243
SQUARE / WHITE FACEPLATE			
Grommet	GR-SQ-W	- Choose (2) Power Options	\$209
Power Spec	PWR-SQ-W		\$116
USB Spec	USBC-SQ-W		\$243

ACCESSORIES	CODE	NOTES	PRICE
MONITOR MOUNT			
48" Monitor Mount	FMMM-48	- Select Metal Finish	\$883
MARKER BOARD			
48" Marker Board/Veneer	FWVM-3148	- Select Veneer Finish	\$1,075
48" Marker Board/Paint	FWPAM-3148	- Select Paint Finish	\$1,019
FABRIC BOARD			
48" Fabric Board (COM)	FWD-3148-COM	- Fabric must be specified. See appendix page x for fabric selections.	\$712
48" Fabric Board (A Grade KnollTextiles)	FWD-3148-A	- Fabric Board (COM) requires 2 yards of fabric.	\$824
48" Fabric Board (B Grade KnollTextiles)	FWD-3148-B		\$1,023
48" Fabric Board (C Grade KnollTextiles)	FWD-3148-C		\$1,193

ADDITIONAL SHELF OPTIONS	CODE	NOTES	PRICE
VENEER SHELF			
Full Veneer Shelf	FWVS	- Select Veneer Finish	\$612
2/3 Veneer Shelf	FWVS23		\$525
PAINTED SHELF			
Full Painted Shelf	FWPAS	- Select Paint Finish	\$577
2/3 Painted Shelf	FWPAS23		\$496
METAL SHELF			
Full Metal Tray	FWT	- Select Metal Finish	\$913
2/3 Metal Tray	FWT23		\$858
1/3 Metal Tray	FWT13		\$808
MAGAZINE SLING			
Magazine Sling (COM)	FWMS-COM	- Select Magazine Sling dowel Paint Finish	\$791
Magazine Sling (UltraFabrics Brisa Original)	FWMS-B	- Magazine Sling (COM) requires 1 yard of fabric	\$833
Magazine Sling (KnollFelt)	FWMS-C	- Fabric must be specified. See appendix page x for fabric selections.	\$833

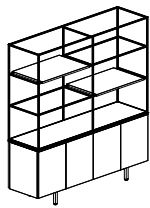
REQUIRED INFORMATION (ORDER CANNOT BE ENTERED WITHOUT THIS INFORMATION):

See pages vi-vii for surface material options. See pages iv-v for default finishes and general information.

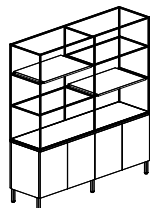
- Choose Door Style: Defaults to case finish, if none selected
- Choose Metal Finish
- Choose Wood Species & Finish
- Choose Paint Finish, if specified
- Choose Fabric, if Magazine Sling or Fabric Board specified



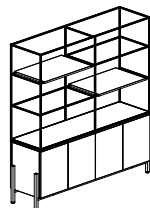
LAMINATE TOP WITH HARDWOOD EDGE



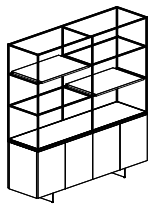
INSET LEG



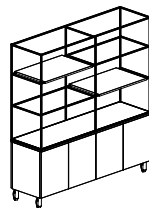
EDGE-MOUNT POST LEG



CRADLE BASE



BLADE BASE



CASTER

BASE STYLE KEY

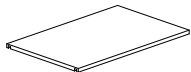
IB	Inset Leg
OB	Edge-mount Post Leg
CB	Cradle Base
BB	Blade Base
CST	Caster

78" HEIGHT (6" METAL LEG OR CASTER, 24" CASE WITH 48" STEEL FRAME)

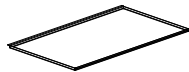
MODEL #	W x D x H	DESCRIPTION	-IB	-OB	-CB	-BB	-CST
SINGLE-SIDED							
FWSLC-7278-W-P-V	72 x 20 x 78	Veneer Case. Front: 4 Doors; 48" Steel Frame	11,901	11,901	12,479	12,190	12,071
DUAL-SIDED							
FWDLC-7278-W-P-V	72 x 20 x 78	Veneer Case. Front: 4 Doors; Back: 4 Doors; 48" Steel Frame	13,168	13,168	13,746	13,457	13,337

DOOR STYLE

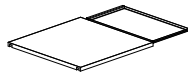
DESCRIPTION	CODE	NOTES	PRICE
Veneer	-VD	Defaults to Case finish	No Charge
Painted	-PAD	Select Paint finish if Veneer Case is specified	No Charge



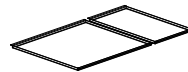
Full Shelf



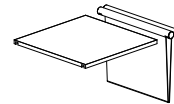
Full Tray



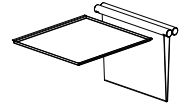
2/3 Shelf and 1/3 Metal Tray



2/3 Metal Tray and 1/3 Metal Tray



2/3 Shelf and Magazine Sling



2/3 Metal Tray and Magazine Sling

SHELF OPTION: Select (2) Shelf Options. Defaults to (2) Full Shelf to match Case, unless specified. All shelf options are interchangeable.

78" Height Activity Wall includes four shelf locations and (2) Shelf Options at no charge. To specify additional shelf options, see next page.

DESCRIPTION	CODE	NOTES	PRICE
VENEER SHELF			
Full Veneer Shelf	FWVS	- Veneer Shelf will match Veneer Case finish	No Charge
2/3 Veneer Shelf and 1/3 Metal Tray	FWVS23-FWT13	- Select Veneer finish, if Painted Case specified	No Charge
2/3 Veneer Shelf and Magazine Sling (UltraFabrics Brisa Original)	FWVS23-FWMS-B	- Magazine Sling dowel painted to match steel frame metal finish	No Charge
2/3 Veneer Shelf and Magazine Sling (KnollFelt)	FWVS23-FWMS-C	- Magazine Sling (COM) requires 1 yard of fabric	No Charge
2/3 Veneer Shelf and Magazine Sling (COM)	FWVS23-FWMS-COM		No Charge
PAINTED SHELF			
Full Painted Shelf	FWPAS	- Painted Shelf will match Painted Case finish	No Charge
2/3 Painted Shelf and 1/3 Metal Tray	FWPAS23-FWT13	- Select Paint finish, if Veneer Case specified	No Charge
2/3 Painted Shelf and Magazine Sling (UltraFabrics Brisa Original)	FWPAS23-FWMS-B	- Magazine Sling dowel painted to match steel frame metal finish	No Charge
2/3 Painted Shelf and Magazine Sling (KnollFelt)	FWPAS23-FWMS-C	- Magazine Sling (COM) requires 1 yard of fabric	No Charge
2/3 Painted Shelf and Magazine Sling (COM)	FWPAS23-FWMS-COM		No Charge
METAL TRAY			
Full Metal Tray	FWT	- Metal Tray will match Metal Frame finish	No Charge
2/3 Metal Tray and 1/3 Metal Tray	FWT23-FWT13	- Magazine Sling dowel painted to match steel frame metal finish	No Charge
2/3 Metal Tray and Magazine Sling (UltraFabrics Brisa Original)	FWT23-FWMS-B	- Magazine Sling (COM) requires 1 yard of fabric	No Charge
2/3 Metal Tray and Magazine Sling (KnollFelt)	FWT23-FWMS-C		No Charge
2/3 Metal Tray and Magazine Sling (COM)	FWT23-FWMS-COM		No Charge

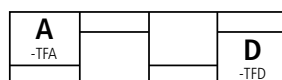
CASE OPTIONS

PULL-OUT SINGLE WASTE/RECYCLING UNIT

DESCRIPTION	CODE	NOTES	PRICE
Location A	-TFA	Available on Single or Dual-sided Case	\$741
Location D	-TFD	Available on Single or Dual-sided Case	\$741



Single-sided Case



Dual-sided Case



LAMINATE TOP WITH HARDWOOD EDGE



HARDWARE OPTIONS	CODE	NOTES	PRICE
Locks	-L	Applied to all cabinets except where Pull-Out Waste/Recycling unit has been specified. Default colors based on finish selections.	\$294

POWER OPTIONS	CODE	NOTES	PRICE
ROUND / BLACK FACEPLATE			
Grommet	GR-R-B	- Choose (2) Power Options	\$209
Power Spec	PWR-R-B		\$116
USB Spec	USBC-R-B		\$243
ROUND / WHITE FACEPLATE			
Grommet	GR-R-W	- Choose (2) Power Options	\$209
Power Spec	PWR-R-W		\$116
USB Spec	USBC-R-W		\$243
SQUARE / BLACK FACEPLATE			
Grommet	GR-SQ-B	- Choose (2) Power Options	\$209
Power Spec	PWR-SQ-B		\$116
USB Spec	USBC-SQ-B		\$243
SQUARE / WHITE FACEPLATE			
Grommet	GR-SQ-W	- Choose (2) Power Options	\$209
Power Spec	PWR-SQ-W		\$116
USB Spec	USBC-SQ-W		\$243

ACCESSORIES	CODE	NOTES	PRICE
MONITOR MOUNT			
48" Monitor Mount	FMMM-48	- Select Metal Finish	\$883
MARKER BOARD			
48" Marker Board/Veneer	FWVM-3148	- Select Veneer Finish	\$1,075
48" Marker Board/Paint	FWPAM-3148	- Select Paint Finish	\$1,019
FABRIC BOARD			
48" Fabric Board (COM)	FWD-3148-COM	- Fabric must be specified. See appendix page x for fabric selections.	\$712
48" Fabric Board (A Grade KnollTextiles)	FWD-3148-A	- Fabric Board (COM) requires 2 yards of fabric.	\$824
48" Fabric Board (B Grade KnollTextiles)	FWD-3148-B		\$1,023
48" Fabric Board (C Grade KnollTextiles)	FWD-3148-C		\$1,193

ADDITIONAL SHELF OPTIONS	CODE	NOTES	PRICE
VENEER SHELF			
Full Veneer Shelf	FWVS	- Select Veneer Finish	\$612
2/3 Veneer Shelf	FWVS23		\$525
PAINTED SHELF			
Full Painted Shelf	FWPAS	- Select Paint Finish	\$577
2/3 Painted Shelf	FWPAS23		\$496
METAL SHELF			
Full Metal Tray	FWT	- Select Metal Finish	\$913
2/3 Metal Tray	FWT23		\$858
1/3 Metal Tray	FWT13		\$808
MAGAZINE SLING			
Magazine Sling (COM)	FWMS-COM	- Select Magazine Sling dowel Paint Finish	\$791
Magazine Sling (UltraFabrics Brisa Original)	FWMS-B	- Magazine Sling (COM) requires 1 yard of fabric	\$833
Magazine Sling (KnollFelt)	FWMS-C	- Fabric must be specified. See appendix page x for fabric selections.	\$833

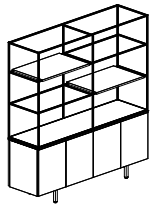
REQUIRED INFORMATION (ORDER CANNOT BE ENTERED WITHOUT THIS INFORMATION):

See pages vi-vii for surface material options. See pages iv-v for default finishes and general information.

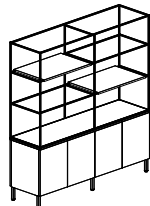
- Choose Door Style: Defaults to case finish, if none selected
- Choose Metal Finish
- Choose Wood Species & Finish, if specified
- Choose Laminate
- Choose Fabric, if Magazine Sling or Fabric Board specified



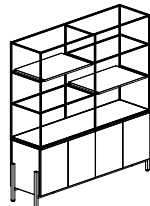
LAMINATE TOP WITH ABS EDGE



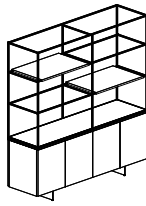
INSET LEG



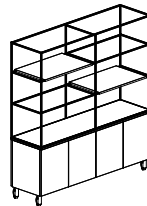
EDGE-MOUNT POST LEG



CRADLE BASE



BLADE BASE



CASTER

BASE STYLE KEY

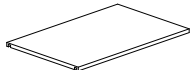
IB	Inset Leg
OB	Edge-mount Post Leg
CB	Cradle Base
BB	Blade Base
CST	Caster

78" HEIGHT (6" METAL LEG OR CASTER, 24" CASE WITH 48" STEEL FRAME)

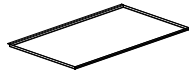
MODEL #	W x D x H	DESCRIPTION	-IB	-OB	-CB	-BB	-CST
SINGLE-SIDED							
FWSLC-7278-PE-PA	72 x 20 x 78	Painted Case. Front: 4 Doors; 48" Steel Frame	11,483	11,485	12,062	11,774	11,655
FWSLC-7278-PE-PEC	72 x 20 x 78	Laminate Case. Front: 4 Doors; 48" Steel Frame	10,794	10,795	11,373	11,085	10,965
DUAL-SIDED							
FWDLC-7278-PE-PA	72 x 20 x 78	Painted Case. Front: 4 Doors; Back: 4 Doors; 48" Steel Frame	12,688	12,690	13,268	12,979	12,859
FWDLC-7278-PE-PEC	72 x 20 x 78	Laminate Case. Front: 4 Doors; Back: 4 Doors; 48" Steel Frame	11,882	11,884	12,462	12,173	12,053

DOOR STYLE

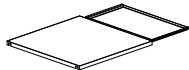
DESCRIPTION	CODE	NOTES	PRICE
Laminate	-PED	Select Laminate finish if Painted Case is specified	No Charge
Painted	-PAD	Select Paint finish if Laminate Case is specified	No Charge



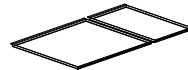
Full Shelf



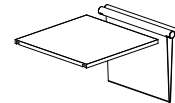
Full Tray



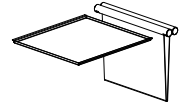
2/3 Shelf and 1/3 Metal Tray



2/3 Metal Tray and 1/3 Metal Tray



2/3 Shelf and Magazine Sling




2/3 Metal Tray and Magazine Sling

SHELF OPTION: Select (2) Shelf Options. Defaults to (2) Full Shelf to match Case, unless specified. All shelf options are interchangeable. 72" Height Activity Wall includes four shelf locations and (2) Shelf Options at no charge. To specify additional shelf options, see next page.

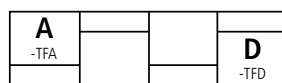
DESCRIPTION	CODE	NOTES	PRICE
LAMINATE SHELF			
Full Laminate Shelf	FWPES	- Laminate Shelf will match Laminate Case finish	No Charge
2/3 Laminate Shelf and 1/3 Metal Tray	FWPES23-FWT13	- Select Laminate finish, if Painted Case specified	No Charge
2/3 Laminate Shelf and Magazine Sling (UltraFabrics Brisa Original)	FWPES23-FWMS-B	- Magazine Sling dowel painted to match steel frame metal finish	No Charge
2/3 Laminate Shelf and Magazine Sling (KnollFelt)	FWPES23-FWMS-C	- Magazine Sling (COM) requires 1 yard of fabric	No Charge
2/3 Laminate Shelf and Magazine Sling (COM)	FWPES23-FWMS-COM		No Charge
PAINTED SHELF			
Full Painted Shelf	FWPAS	- Painted Shelf will match Painted Case finish	No Charge
2/3 Painted Shelf and 1/3 Metal Tray	FWPAS23-FWT13	- Select Paint finish, if Laminate Case specified	No Charge
2/3 Painted Shelf and Magazine Sling (UltraFabrics Brisa Original)	FWPAS23-FWMS-B	- Magazine Sling dowel painted to match steel frame metal finish	No Charge
2/3 Painted Shelf and Magazine Sling (KnollFelt)	FWPAS23-FWMS-C	- Magazine Sling (COM) requires 1 yard of fabric	No Charge
2/3 Painted Shelf and Magazine Sling (COM)	FWPAS23-FWMS-COM		No Charge
METAL TRAY			
Full Metal Tray	FWT	- Metal Tray will match Metal Frame finish	No Charge
2/3 Metal Tray and 1/3 Metal Tray	FWT23-FWT13	- Magazine Sling dowel painted to match steel frame metal finish	No Charge
2/3 Metal Tray and Magazine Sling (UltraFabrics Brisa Original)	FWT23-FWMS-B	- Magazine Sling (COM) requires 1 yard of fabric	No Charge
2/3 Metal Tray and Magazine Sling (KnollFelt)	FWT23-FWMS-C		No Charge
2/3 Metal Tray and Magazine Sling (COM)	FWT23-FWMS-COM		No Charge

CASE OPTIONS

DESCRIPTION	CODE	NOTES	PRICE
PULL-OUT SINGLE WASTE/RECYCLING UNIT			
Location A	-TFA	Available on Single or Dual-sided Case	\$741
Location D	-TFD	Available on Single or Dual-sided Case	\$741



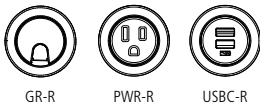
Single-sided Case



Dual-sided Case



LAMINATE TOP WITH ABS EDGE



HARDWARE OPTIONS	CODE	NOTES	PRICE
Locks	-L	Applied to all cabinets except where Pull-Out Waste/Recycling unit has been specified. Default colors based on finish selections.	\$294

POWER OPTIONS	CODE	NOTES	PRICE
ROUND / BLACK FACEPLATE			
Grommet	GR-R-B	- Choose (2) Power Options	\$209
Power Spec	PWR-R-B		\$116
USB Spec	USBC-R-B		\$243
ROUND / WHITE FACEPLATE			
Grommet	GR-R-W	- Choose (2) Power Options	\$209
Power Spec	PWR-R-W		\$116
USB Spec	USBC-R-W		\$243
SQUARE / BLACK FACEPLATE			
Grommet	GR-SQ-B	- Choose (2) Power Options	\$209
Power Spec	PWR-SQ-B		\$116
USB Spec	USBC-SQ-B		\$243
SQUARE / WHITE FACEPLATE			
Grommet	GR-SQ-W	- Choose (2) Power Options	\$209
Power Spec	PWR-SQ-W		\$116
USB Spec	USBC-SQ-W		\$243

ACCESSORIES	CODE	NOTES	PRICE
MONITOR MOUNT			
48" Monitor Mount	FMMM-48	- Select Metal Finish	\$883
MARKER BOARD			
48" Marker Board/Laminate	FWPEM-3148	- Select Laminate Finish	\$823
48" Marker Board/Paint	FWPAM-3148	- Select Paint Finish	\$1,019
FABRIC BOARD			
48" Fabric Board (COM)	FWD-3148-COM	- Fabric must be specified. See appendix page x for fabric selections.	\$712
48" Fabric Board (A Grade KnollTextiles)	FWD-3148-A	- Fabric Board (COM) requires 2 yards of fabric.	\$824
48" Fabric Board (B Grade KnollTextiles)	FWD-3148-B		\$1,023
48" Fabric Board (C Grade KnollTextiles)	FWD-3148-C		\$1,193

ADDITIONAL SHELF OPTIONS	CODE	NOTES	PRICE
LAMINATE SHELF			
Full Laminate Shelf	FWVS	- Select Laminate Finish	\$612
2/3 Laminate Shelf	FWVS23		\$525
PAINTED SHELF			
Full Painted Shelf	FWPAS	- Select Paint Finish	\$577
2/3 Painted Shelf	FWPAS23		\$496
METAL SHELF			
Full Metal Tray	FWT	- Select Metal Finish	\$913
2/3 Metal Tray	FWT23		\$858
1/3 Metal Tray	FWT13		\$808
MAGAZINE SLING			
Magazine Sling (COM)	FWMS-COM	- Select Magazine Sling dowel Paint Finish	\$791
Magazine Sling (UltraFabrics Brisa Original)	FWMS-B	- Magazine Sling (COM) requires 1 yard of fabric	\$833
Magazine Sling (KnollFelt)	FWMS-C	- Fabric must be specified. See appendix page x for fabric selections.	\$833

REQUIRED INFORMATION (ORDER CANNOT BE ENTERED WITHOUT THIS INFORMATION):

See pages vi-vii for surface material options. See pages iv-v for default finishes and general information.

- Choose Door Style: Defaults to case finish, if none selected
- Choose Metal Finish
- Choose Paint Finish, if specified
- Choose Laminate
- Choose Edge Color: Defaults to matching edge band, if none selected
- Choose Fabric, if Magazine Sling or Fabric Board specified



Appendix



GENERAL INFORMATION

This price book supercedes all previous versions.

Before placing your order, confirm you have all required information necessary. Lead times for orders begin after all required information is included and correct.

Delivery Information

We know lead times are important and sticking to them even more so. We work to maintain a 6-8 week lead time on all standard products in this book from receipt of a clean order. All orders are acknowledged with an approximate shipping date and will be invoiced with the price in effect at the date the purchase order is received.

Shipping charges are prepaid (within the continental U.S.). Therefore, pricing is a delivered price based on normal ground transportation. If you have special instructions, need to ship by air, or are shipping to Alaska or Hawaii, contact Nucraft Customer Service. Nucraft can also help arrange to have products blanket wrapped for an additional charge. Contact the Nucraft Customer Service team or specify it on your purchase order.

Minimum Freight Charge: Any order below \$2,800 net will be assessed a \$450 net minimum freight charge (one per order).

Orders are subject to acquiring the materials required for manufacturing. Fulfillment can be affected by strikes, fires, embargoes and acts of government. These elements are beyond our control.

Nucraft offers a variety of services to accommodate a wide range of delivery requirements. Availability of these services is dependent on a number of factors and may not be offered with all shipments. Examples of delivery services that have additional fees include:

- Specific date within our standard 3-5 day delivery window (for orders under \$50,000 net)
- Specific time of day, morning or afternoon (for orders under \$50,000 net)
- Delivery to a warehouse before delivery to its final destination (unless product is picked up at the warehouse)

Contact the Nucraft Customer Service team for availability and pricing on these services.

Freight Terms

Shipping charges for Nucraft products are prepaid for standard delivery in the continental United States. Standard delivery is defined as follows: Product is delivered on a 53' trailer being pulled by a long-haul tractor (total length of 85'). Facility will receive delivery Monday through Friday between the hours of 8:00 AM and 4:00 PM. Facility has docks with levelers and a fork truck for unloading. Product will be loaded on load bars two levels high. Receiving facility is responsible to have personnel on hand to unload the truck upon arrival, drivers do not unload. Delivery sites or times that do not meet this criteria will be accommodated, but will typically incur a charge to cover additional shipping costs. Please notify Nucraft in advance of the shipment if this is the case and the additional charge (if any) will be determined by Nucraft.

Product ships FOB dock. The customer obtains title to their product and materials, and assumes the risk of loss for them, upon shipment from Nucraft's facilities.

Storage

Nucraft has no storage facilities for finished product. If a customer cannot accept an order when it is ready for shipment, the customer must designate an alternative shipping address. If no address is provided, Nucraft may, at its discretion, transfer the product to storage. If product is transferred to an off-site storage facility, the customer may be charged for transportation to the facility and for any associated storage fees. Nucraft considers transfer of the product to a storage facility the equivalent of shipment, including invoicing and payment. Customers assume the risk of damage or loss during storage.

Transportation Times and Delays

Third party carriers that Nucraft contracts with will make reasonable efforts to accommodate requested delivery times and dates. Scheduled delivery appointments may, however, be delayed for a variety of reasons, including inclement weather, traffic, transportation equipment problems, and delays encountered at other delivery locations along the delivery route. Nucraft does not recommend scheduling activities that depend on the delivery appointment (for example, scheduling furniture installers to install furniture the day of the delivery appointment). Nucraft shall not be liable for any costs incurred as a result of a missed delivery appointment.

Shipment Damage Claims

Legal title to merchandise passes to the buyer upon acceptance by the carrier. **Inspect all cartons upon delivery.** Details of visible damage should be noted on the delivery receipt. Do not install product if damage is found upon inspection. The carrier should be notified by the buyer to inspect the merchandise, and file a claim immediately. If visible damage is not apparent, sign the delivery receipt "No visible damage." This will allow recourse for a concealed damage claim. Although most claims for transportation damages must be filed against the carrier within nine months of the date of delivery, concealed damage claims must be filed within 15 days of receipt.

Do not destroy packing materials until shipment has been inspected. Then proceed to file a claim with the carrier.

Failure to make any claims against Nucraft within 10 days shall constitute acceptance of the merchandise and a waiver of any defects, errors or shortages discovered upon inspection.

Cancellations

Cancellations must be reviewed by our Customer Service team. Because we build your products to order, orders cannot be cancelled once processing has begun. Processing includes but is not limited to development of shop drawings and other engineering drawings. If cancellation is approved, a processing fee of 20-100% will be assessed based on the status of the order.

Change Order Policy

Nucraft will make every attempt to honor any reasonable change request to product provided that the request is received prior to start of production. Change orders will be accepted only if the request is made in writing and received in time to make the change. Nucraft reserves the right to increase our acknowledged price and ship date if necessary to make the requested changes. Please submit any change order request to our Customer Service team. Nucraft will assess charges to the customer as stipulated in the following:

- Standard Orders: Change orders received prior to production will be charged \$400 net to cover administrative costs.
- Special Orders: Change orders received prior to production will be charged \$400 net to cover administrative costs. There may be additional costs associated with engineering labor required for the change order.
- Change orders received after production must be evaluated by Nucraft. If approved, the charge will be \$400 net plus any restocking charges accumulated. There may be additional costs associated with engineering and/or manufacturing labor, as well as material costs, required for the change order.



GENERAL INFORMATION

Repair Authorization

Prior written approval is required for repairs of merchandise charged to Nucraft. Failure to do so will result in customer funded repairs.

Payment Terms

Deposits are required at the time of order due to the custom nature of our products. See information regarding Cancellations above.

Credit terms are available to qualified customers. Please contact AR@Nucraft.com to start the application process. Note that the credit application process requires a valid sales tax exemption or resale tax certificate, Form W-9, and three current trade references.

Credit Card Payments are accepted via web portal. Please contact AR@Nucraft.com for payment instructions. Note that a 2% convenience fee will be added for using this payment method and no early pay discounts are allowed on credit card payments.

Warranty

Nucraft Furniture is warranted to be free from defects in materials and workmanship for a period of ten years of single shift use. Limitations include:

- Mechanical Devices such as latches, casters, and other moving components are warranted for five years of the date of original delivery.
- Height adjustable components are warranted for two years of the date of original delivery.
- The following are warranted for one year of the date of original delivery:
 - Textiles
 - Electrical Components
 - Refrigeration Units
 - Custom Products not described in Nucraft's Catalogue

This warranty is applicable only if furniture is properly installed and maintained in an office environment. This warranty extends only to products manufactured and sold in North America and only to original purchasers acquiring new Nucraft product through authorized dealers or approved sellers.

During this warranty period, Nucraft's sole obligation is to repair or replace, at Nucraft's discretion, products which prove to be defective during the warranty period.

This warranty does not cover:

- Damage caused by a carrier.
- Damage from user modification, misuse, abuse, accident, or negligence.
- Customer's Own Material (COM) specified by the customer that is not a standard product offering.
- Color, grain, or texture of wood and other covering material.

Nucraft extends no other warranties, expressed or implied, including warranty of merchantability or fitness for a particular purpose. Nucraft shall not be liable for loss of time, inconvenience, commercial loss, incidental or consequential damages.

Environmental Statement

Nucraft is committed to supporting responsible environmental policies and practices in all that we do. We strive for sustainability, weighing our business decisions against the costs to the ecological, social and economic systems they affect.

Our products are manufactured to meet the credit requirements of the U.S. Green Building Council's LEED rating systems in one or more of the following categories:

- Recycled Content
- Certified Wood
- Low-Emitting Materials

Computer Aided Planning

Nucraft products and pricing are available on CD via 2020 Cap, an AutoCAD®-based space planning tool.

2020 Cap is an integrated software system developed specifically for interior designers and facility planners to enhance workplace performance. This modern suite of applications works together seamlessly, in concert. Navigate catalogs, select products, design in plan view and 3D, assign options, create worksheets and build a project where you want, when you want. Take your pick. It's dynamic and interactive. Design projects are a work in progress. And now you can perform any of the many discrete tasks that go into a project any time, any place.

For additional information, you may contact 2020 Cap direct at 800-227-0038.

iSpec®

Nucraft offers a free online product configuration and specification service that saves you time and allows you to be creative while leaving the nuts and bolts to someone else. No specific software is required, nor is there any learning curve. This service applies to all Nucraft products. For additional information, call 1-877-NUCRAFT and ask for the iSpec Team or log on to www.nucraft.com/ispec.



FLOW™ ACTIVITY WALL & CREDENZA FINISH INFORMATION

TOP MATERIAL (MUST BE SPECIFIED)

- Edge application will default to coordinating material/finish (see Surface Materials page)
- Laminate tops are 3/4" Laminate with 2mm square edge. Solid and Patterned Laminates receive an ABS edgeband. Wood grain Laminates receive a matching woodgrain PVC edgeband
- Laminate tops with hardwood edge are 3/4" Laminate with 3/16"-deep hardwood square edge band
- Veneer tops with hardwood edge are 3/4" Veneer with 3/16"-deep hardwood square edge band

CASE STYLE (MUST BE SPECIFIED)

- Single-sided Case
 - Includes adjustable shelving in each cabinet and full-length back panel. Shelving will match case exterior.
- Dual-sided Case
 - 13"-depth adjustable shelving will match case exterior.
 - 3"-depth metal shelves will match Base Style powder coat finish
- EXCEPTION: 24.5" HEIGHT (24.5" CASE ONLY)
 - Veneer Case: Metal Shelves default to Foil
 - Painted Case: Metal Shelves default to Paint to match powder coats
 - Foil: Oyster and Moonlight
 - Laminate Case: Metal shelves default base on Laminate Finish
 - Foil: Woodgrain Laminates & Graystone, Folkstone, Serene Stardom, Calm Distinction, Pewter Mesh
 - Black: Graphite, Easy Elegance
 - Cloud: Brite White, Dover White, Pearl, Grey Mesh, Sheer Mesh, Cool Chic

BASE STYLE (MUST BE SPECIFIED)

- Case only selection includes a full-size case with adjustable glides
- Metal Base defaults to Metal Powder Coat finish. Must be specified.
- Caster will be Black

STEEL FRAME FINISH (FINISH MUST BE SPECIFIED IF CASE ONLY SELECTED)

- Must be specified if Case Only selected. Defaults to Metal Base finish if selected.

SHELF OPTIONS

Veneer Full Shelf	<ul style="list-style-type: none"> ▪ Wood species and finish must be selected if Painted case is specified
2/3 Veneer Shelf and 1/3 Metal Tray	<ul style="list-style-type: none"> ▪ Wood species and finish must be selected if Painted case is specified ▪ Metal Tray defaults to Steel Frame finish
2/3 Veneer Shelf and Magazine Sling	<ul style="list-style-type: none"> ▪ Wood species and finish must be selected if Painted case is specified ▪ Magazine Sling fabric must be specified. Dowel color defaults based on Metal finish: <ul style="list-style-type: none"> - Black: Aged Bronze, Black, Galaxy, Satin Bronze, Shadow, Storm, - White: Cloud - Satin Nickel: Burnished, Foil
Painted Full Shelf	<ul style="list-style-type: none"> ▪ Color must be selected if Veneer case is specified ▪ Color must be selected if Laminate case is specified
2/3 Painted Shelf and 1/3 Metal Tray	<ul style="list-style-type: none"> ▪ Color must be selected if Veneer case is specified ▪ Color must be selected if Laminate case is specified ▪ Metal tray defaults to Steel Frame finish
2/3 Painted Shelf and Magazine Sling	<ul style="list-style-type: none"> ▪ Color must be selected if Veneer case is specified ▪ Color must be selected if Laminate case is specified ▪ Magazine Sling fabric must be specified. Dowel color defaults based on Metal finish: <ul style="list-style-type: none"> - Black: Aged Bronze, Black, Galaxy, Satin Bronze, Shadow, Storm, - White: Cloud - Satin Nickel: Burnished, Foil
Laminate Full Shelf	<ul style="list-style-type: none"> ▪ Finish must be selected if Painted case is specified
2/3 Laminate Shelf and 1/3 Metal Tray	<ul style="list-style-type: none"> ▪ Finish must be selected if Painted case is specified ▪ Metal Tray defaults to Steel Frame finish
2/3 Laminate Shelf and Magazine Sling	<ul style="list-style-type: none"> ▪ Finish must be selected if Painted case is specified ▪ Magazine Sling fabric must be specified. Dowel color defaults based on Metal finish: <ul style="list-style-type: none"> - Black: Aged Bronze, Black, Galaxy, Satin Bronze, Shadow, Storm, - White: Cloud - Satin Nickel: Burnished, Foil
Metal Full Tray	<ul style="list-style-type: none"> ▪ Metal Tray defaults to Steel Frame finish
2/3 Metal Tray and 1/3 Metal Tray	<ul style="list-style-type: none"> ▪ Metal Tray defaults to Steel Frame finish
2/3 Metal Shelf and Magazine Sling	<ul style="list-style-type: none"> ▪ Metal Tray defaults to Steel Frame finish ▪ Magazine Sling fabric must be specified. Dowel color defaults based on Metal finish: <ul style="list-style-type: none"> - Black: Aged Bronze, Black, Galaxy, Satin Bronze, Shadow, Storm, - White: Cloud - Satin Nickel: Burnished, Foil



FLOW™ ACTIVITY WALL & CREDENZA FINISH INFORMATION

DOOR STYLES (DEFAULTS TO CASE FINISH)

Vertical Veneer	▪ Wood species and finish must be selected if Painted case is specified
Painted	▪ Color must be selected if Veneer case is specified ▪ Color must be selected if Laminate case is specified
Laminate	▪ Finish must be selected if Painted case is specified

DOOR LOCK DEFAULTS

Pull-Out Waste Bins	▪ White melamine, bin: gray; 1 x 36 qt
---------------------	--

DOOR LOCK DEFAULTS

DOOR STYLE	BASE STYLE	DEFAULT FINISHES
Vertical Veneer	Case Only	▪ Door Locks default to Satin Nickel
Vertical Veneer	Metal Base or Steel Frame	▪ Door Locks default based on Metal Base finish: - Black: Aged Bronze, Black, Galaxy, Satin Bronze, Shadow, Storm - White: Cloud - Satin Nickel: Burnished, Foil
Painted Door	Case Only	▪ Door Locks default based on Metal Base finish: - Black: Aged Bronze, Black, Galaxy, Satin Bronze, Shadow, Storm, - White: Cloud - Satin Nickel: Burnished, Foil
Painted Door	Metal Base or Steel Frame	▪ Door Locks default based on Paint color: - Black: Aged Bronze, Black, Galaxy, Satin Bronze, Shadow, Storm, - White: Cloud - Satin Nickel: Burnished, Foil, Oyster, Moonlight
Laminate Door	Case Only	▪ Door Locks default based on Laminate finish: - Satin Nickel: Woodgrain Laminates and Graystone, Folkstone, Serene Stardom, Calm Distinction, Pewter Mesh - Black: Graphite, Easy Elegance - White: Brite White, Dover White, Pearl, Grey Mesh, Sheer Mesh, Cool Chic
Laminate Door	Metal Base or Steel Frame	▪ Door Locks default based on Metal Base finish: - Black: Aged Bronze, Black, Galaxy, Satin Bronze, Shadow, Storm, - White: Cloud - Satin Nickel: Burnished, Foil, Clear Anodized

POWER OPTIONS (MUST BE SPECIFIED)

ACCESSORIES (MUST BE SPECIFIED)

Fabric Board	▪ Fabric must be specified
Marker Board/Veneer	▪ Defaults to Veneer case finish ▪ If Painted case is specified, wood species and finish must be selected ▪ Marker Board will be white
Marker Board/Paint	▪ Defaults to Painted case color ▪ If Veneer case or Laminate case are specified, color must be selected ▪ Marker Board will be white
Marker Board/Laminate	▪ Defaults to Laminate case finish ▪ If Painted case is specified, finish must be selected ▪ Marker Board will be white
Monitor Mount	▪ Defaults to Steel Frame finish

Note: All Graded-In and COM fabrics will require pre-approval for use on Fabric Boards and Magazine Slings. Please contact NUCRAFT Customer Service for assistance with this process. When choosing a fabric, consult the ACT Voluntary Performance Guidelines (www.contracttextiles.org) for assistance in evaluating certain characteristics of contract textiles. These guidelines assure that the fabrics you specify perform up to the contract standards and pass all applicable testing.



FINISH INFORMATION

Surface Materials Palette

We crafted our materials palette using the same demanding standards that distinguish our furniture. Thoughtful design and attention to every detail elevate your possibilities.

Anchored by NuCraft veneers, unrivaled for clarity, quality, and depth of finish, our collection of surface materials comprises a sophisticated set of balanced elements that supports your design vision.

Some elements have their roots in NuCraft's rich heritage. Others are new materials and reflect current trends and taste. Together, they ensure that you're ready for today and positioned well for the future. Beautifully.

Custom Finishes

NuCraft specializes in expert custom finish matching. For a nominal upcharge we can provide custom finishes, and we are frequently asked to match the finishes of other furniture manufacturers. For finishes that appear unusual to match or for customers directly requesting a sample, a finish sample will be sent for approval prior to entering the order.

Custom finishes requiring colored varnishes to create a painted look can only be applied to Maple veneer and require one extra week in addition to the standard lead time. NuCraft's standard black finish (G82) can be applied to all NuCraft standard veneers. Walnut is the standard black veneer. Other species must be specified when ordering.

Clear coat on a special veneer requires an approved sample.

Custom finishes carry a 10% upcharge per item, per finish, capped at \$1,9s75 List.

Custom finish upcharges are not applied to any item that is not wood. Example: casters, ganging connectors, power options..

Treatments

Note: Default veneer sheen will vary per finish and product. Default finish is bolded on pages vi-vii. If no direction is provided on incoming orders, default sheen will be selected. In addition, default veneer cut is noted in the price list. If no direction is provided on incoming orders, default cut will be selected.

Gloss: Gloss is a durable finish that tends to nicely mask normal wear and leaves wood grain visible to the eye. It achieves a medium gloss open pore appearance (40 – 50 sheen range). Finish numbers preceded by the letter "G" indicate a Gloss finish.

Matte: Like Gloss, Matte is durable, tends to nicely mask normal wear and leaves wood grain visible to the eye. It achieves a low luster, open pore appearance (10 – 20 sheen range). Finish numbers preceded by the letter "M" indicate a Matte finish.

Since each veneer type responds differently to both types of treatment, all will have a distinctive look and feel when finished. For example, a Walnut veneer with a Gloss treatment will remain much more textured than a Cherry veneer with the same treatment.

About the Wood

All NuCraft veneers are carefully selected for uniformity of color and grain. Still, wood is a natural substance and minor variations may occur due to its own uniqueness. Because of this, the furniture you receive may not be an exact match to our samples.

NuCraft takes great pride in our finish color consistency. However, wood is a natural product that will have color variation within a single piece of furniture, as well as from one piece to the next. Other factors also affect color over time, such as exposure to light (both intensity and duration). For example, lighter finishes cause more variation in colors over time.

In cases where a returning customer wants a precise match with existing furniture, we recommend sending a sample of the existing furniture finish. Please contact NuCraft Customer Service to determine an appropriate sample. This will ensure a finish match between old and new orders. This type of order is considered a control sample. There will be a 10% upcharge on an order of this type. Due to natural aging of veneers, natural finishes may vary.

Care and Maintenance of Wood Finishes

Our finish material is a crystal clear, urethane acrylic blend. This type of finish may be repaired in the field by a qualified refinisher.

NuCraft recommends using a damp cloth to clean your fine wood furniture. Always wipe with the grain of the wood. Should your wood furniture require a more thorough cleaning, we recommend using a mild cleaner such as Joy dish soap or Murphy's oil soap, thoroughly diluted in water (one part soap to thirty parts water). Water will not damage NuCraft's finish, but it may leave surface spots when it dries. To avoid this, dry the surface with a soft cloth after it is cleaned. Marks that cannot be removed with the cleaning methods above may be able to be removed using naphtha, a mild degreasing solvent.

Caution: while the use of polishes that contain wax, petroleum solvents or silicones may immediately enhance the "shine" of a product, it may also eventually remove the fine original finish applied in our factory. Silicone on the surface of wood may also make it very difficult to respray or refinish.

All NuCraft furniture is inspected and polished before it leaves our factory. In some instances, the packing materials may imprint on the factory polish. Cleaning and polishing the furniture once it is unpacked will normally restore the furniture to its original beauty.

In some cases, the rubber support feet used on the bottom of common office equipment (teleconferencing phones, laptops, microphones, copiers, etc.) can create unsightly marks in the surface of wood tops, due to oxidation of the lacquer finish. We suggest these machines be placed on a protective type of padding, such as felt.

Wood will fade as a result of exposure to UV light. This is particularly prevalent with light finishes. If color changes due to fading are a concern for your application, the impact can be minimized by selecting medium to dark stains for your wood surfaces. Our top coat includes a UV inhibitor which makes the finishes less prone to fading.



FINISH INFORMATION

Laminates

Selected Formica® and Nevamar® laminates are available on Training Tables, Conference Tables, Conference Room Furniture and select Occasional Tables. For standard laminate and wood pricing, refer to individual item pricing columns.

Non-Standard Laminates and Linoleums

To order a color other than those on our list (see pages vi-vii), refer to Nevamar or Formica standard grade, matte texture laminate offerings and Forbo Furniture Linoleums (excluding manufacturers' non-standard matte offering).

- For approved non-standard laminates with a hardwood edge, the upcharge is 10% of the base price per laminate color with a minimum of \$500 and capped at \$1975.
- For approved non-standard laminate with a standard ABS edge, the upcharge is \$175 per laminate color.
- For approved non-standard laminates with a non standard ABS edge, please contact customer service.

To ensure your non standard laminate is on our approved list, please contact customer service. Add one week to the lead-time for all non-standard laminate and linoleum orders. Call the Nucraft Customer Service team for quotes on premium grades and laminates. Mirror and metal laminates are not available.

Care and Maintenance of Laminate and Novawrap

Laminate and Novawrap surfaces may be cleaned with a damp cloth and ordinary soap or non-abrasive household liquid detergent. Dry the surface with a clean cloth or soft paper towel to prevent streaks from appearing.

Care and Maintenance of Metal

Metal surfaces can be wiped with a damp cloth and rubbed dry. A mild non-abrasive household liquid detergent can be used if necessary. Regular maintenance of metal components, including tightening of fasteners and light lubrication of moving parts, will extend the life of your furniture.

Satin Etched Glass

Glass color may vary slightly on multi-piece conference table tops over 180" x 60" when satin etched glass is specified due to the iron content and etching process of the glass.

Care and Maintenance of Glass

Clear or frosted glass may be cleaned with commercial glass cleaner. Be sure to use a lint-free cloth if cleaning the frosted side of the glass.

Stone and Solid Surface Material

Despite its reputation for durability, natural stone can easily be broken during handling and/or installation if proper techniques are not followed. In addition, Nucraft is not responsible for the installation of natural stone or solid surface materials on its products. Therefore, installers specifically trained in the installation of these materials must be utilized to ensure a quality installation. Nucraft shall not be liable for any damages incurred during the handling and/or installation of natural stone or solid surface materials on its products.

Care and Maintenance of Granite

Granite surfaces may be cleaned with a damp cloth and ordinary soap or non-abrasive household liquid detergent. Dry the surface with a clean cloth or soft paper towel to prevent streaks from appearing.

Care and Maintenance of Leather

Genuine leather requires very little care. Nucraft recommends that leather be dusted regularly. If a more thorough cleaning is needed, use lukewarm water and a mild, non-abrasive soap. Generate some lather and lightly rub the surface with cheesecloth. Rinse off any soap film with clean water and towel dry. The leather may dry dull. To restore the leather to a normal gloss, rub it with a clean towel. Never use furniture polish, oil, varnish or ammonia. Saddle soap may be used to prevent the leather from becoming brittle or cracked and to maintain the original supple finish.

Touch Up Finish Kits

Model #	Description	Price
KIT-M	Metal Kit	80
KIT-P	Paint Kit	80
KIT-S	Stain Kit	80

REQUIRED INFORMATION:

(ORDER CANNOT BE ENTERED WITHOUT THIS INFORMATION)

- Kit model number
- Quantity of kits
- Specify finish (See pages vi-vii)

General Information:

- Touch-up kits must be ordered on a purchase order separate from Nucraft product due to Hazmat shipping

WOOD FINISHES

STANDARD

Default veneer sheen will vary per finish and were determined by a team of experts who reviewed the colorways to determine if gloss or matte best highlighted the natural characteristics of the species of wood and the color of the stain. Default finish is bolded. If no direction is provided, default sheen will be selected.

	Matte	Gloss
Ash		
Blanco	M44	G44
Char	M50	G50

Rift Cut Oak

Carbon	M03	G03
--------	-----	------------

Flat Cut Oak

Dune	M05	G05
Portobello	M7413	G7413

Flaky Oak

Sahara	M61	G61
--------	------------	-----

Cherry

Cognac	M21	G21
Auburn	M93	G93

Walnut

Marron	M35	G35
Mocha	M33	G33
Zinc	M30	G30
Onyx	M82	G82
Otter	M31	G31

Maple

Natural Maple	M60	G60
---------------	-----	------------

Linea

Oak Linea	M08	G08
Walnut Linea	M27	G27
Euro Birch Linea	M09	G09
Silver Birch Linea	M10	G10

Paldao

Thicket	M75	G75
Paldao	M76	G76
Canyon	M77	G77

METAL FINISHES

Powder Coat

Aged Bronze	A8010
Black	A44
Burnished	A8009
Cloud	A8004
Foil	A8006
Galaxy	A8007
Satin Bronze	A8011
Shadow	A8005
Storm	A8012

PAINTS

Aged Bronze	S8010
Black	S44
Burnished	S88
Cloud	S8004
Foil	S8006
Galaxy	S8007
Moonlight	S87
Satin Bronze	S8011
Shadow	S8005
Storm	S8012

Paint to Match

To request a custom paint color, contact Nucraft Customer Service. A paint sample must be matched and approved prior to order.

LAMINATES

	Code	Coordinating Veneer Case Wood Edge Finish	Coordinating Woodgrain Edgeband
Wood Grain Laminates			
Formica White Ash	8841-58	M8841	R8841
Formica Natural Ash	8843-58	M8843	R8843
Formica Aged Ash	8844-58	M8844	R8844
Formica Weathered Ash	8842-58	M8842	R8842
Formica Oiled Legno	8846-58	M8846	R8846
Formica Bleached Legno	8845-58	M8845	R8845
Formica Blackened Legno	8848-58	M8848	R8848
Formica Urban Planked Oak	9312-58	M9312	R9312
Formica Thermo Walnut	6402-58	M6402	R6402
Formica Smoky Brown Pear	5488-58	M5488	R5488
Formica Espresso Pear	5489-58	M5489	R5489
Formica Pecan Woodline	5883-58	M5883	R5883
Formica Chestnut Woodline	5884-58	M5884	R5884
Formica White Knotty Maple	7410-58	M7410	R02
Formica Sand Maple	9237-58	G60	R02
Formica Planked Coffee Oak	7413-58	M7413	R05

	Code	Matching ABS Edgeband
Solid Laminates		
Formica Brite White	459-58	R01
Formica Dover White	7197-58	R01
Formica Pearl	934-58	R02
Formica Graystone	464-58	R02
Formica Folkstone	927-58	R03
Formica Graphite	837-58	R05

Patterned Laminates		
Nevamar Cool Chic	VA7002T	R02
Nevamar Serene Stardom	VA5001T	R05
Nevamar Calm Distinction	VA6001T	R05
Nevamar Easy Elegance	VA5002T	R05
Wilsonart Sheer Mesh	4876-38	R02
Wilsonart Grey Mesh	4877-38	R02
Wilsonart Pewter Mesh	4878-38	R05

ABS FINISHES

Ashen	R04
Parchment	R02
Shale	R05
Stone	R03
Whitecap	R01

KNOLLTEXTILES

Nucraft is pleased to have partnered with KnollTextiles to offer a concise selection of standard fabrics pre-approved for use on our products, with prices that are figured into our graded-in system. We've carefully curated a selection of each of the textile's color lines to coordinate with our materials offering. However, all colorways are approved and available as standard. Please contact fabric manufacturer for sampling support.

All tackzone fabrics are applied railroaded

KnollTextiles Beacon* | W1597 | Grade A

Spotlight	1
Tusk	2
Fossil	3
Marsh	4
Saffron	5
Hotshot	6
Bonfire	7
Reef	8
Nile	9
Putty	10
Cool Gray	11
Dust	12

KnollTextiles Reflect* | W884 | Grade B

Ice	1A
Titanium	2A
Sterling	3A
Ecru	5A
Ember	9A
Target	10A
Sharkskin	13A
Lagoon	14A

Knoll Felt** | K1207 | Grade C

Ivory	1
Apple	3
Canary	5
Poppy	7
Cadet	11
Mocha	15
Pewter	17
Tar	20

UltraFabrics Brisa Original* | 533 | Grade B

French Vanilla	3866
Birch	3019
White	5747
Bone	3822
Shiitake	3022
New Sand	3946
Bark	3914
Peat	3200
Canyon	3825
Coffee Bean	3023
Black Onyx	5749

*Available fabrics for Fabric Board.

† Available fabrics for Magazine Sling.

These upholstery fabrics are approved for tackzone application on Nucraft products.

GRADED-IN FABRIC PROGRAM

Top quality upholstery and fabrics have been graded into the price list. We work with various distributors and now offer a larger selection of fabrics.

For a current list of graded-in manufacturers, check our website at www.nucraft.com

NET PRICE PER YARD	N U C R A F T G R A D E
\$0 - \$25.00	A
\$25.01 - \$40.00	B
\$40.01 - \$55.00	C
\$55.01 - \$70.00	D
\$70.01 - \$85.00	E
\$85.01 - \$100.00	F
\$100.01 - \$115.00	G
\$115.01 - \$130.00	H

For additional information on our graded-in fabrics program, please go to www.nucraft.com.



COM SPECIFICATION

For COM orders please include the following:

- Name of customer
- Customer's purchase order number
- Model number and quantity of piece(s) to be covered
- Specify right-way or railroad application (railroad is the default if no selection is made)
- If fabric is a stripe or pattern, specify vertical or horizontal application
- Supplier's name, material number and description

YARDAGE ESTIMATING

All yardages in the price list are based on 54" wide plain (no match) fabric. The following is a guide for fabrics that are less than 54" wide or have a pattern match.

Fabric Less Than 54" Wide

For 50" wide fabrics allow 10% additional fabric
For 48" wide fabrics allow 15% additional fabric
For 45" wide fabrics allow 20% additional fabric
For 36" wide fabrics allow 50% additional fabric

For Pattern Match Fabrics

3" to 14" repeat allow 15% additional fabric
15" to 19" repeat allow 20% additional fabric
20" to 27" repeat allow 25% additional fabric
28" to 36" repeat allow 30% additional fabric

Nucraft may add a charge for sewing, cutting and matching unusual COM or COL materials to cover additional costs. Call customer service for pricing.

It is the sole responsibility of the customer to determine that the fabric is appropriate for the application in which it will be used.

Once COM/COL is accepted, Nucraft assumes no responsibility for its overall appearance, flammability, normal durability, color fastness or any other quality after upholstered on a Nucraft product beyond our normal quality standards.

FIRE RESISTANCE

Nucraft will only work with textiles that meet the ACT Voluntary Performance Guidelines:

- Nucraft fabric tack panels incorporate fabrics that meet the ASTM E 84 standard US flammability test for wrapped panels.
- Nucraft upholstery fabrics for benches and cushions must meet one or more of the following flammability tests; NFPA 260, NFPA 701, or CAL 117.
- All COM fabrics must meet the required flammability standards per fabric application.
- Nucraft reserves the right to decline any fabrics that do not meet ACT standard flammability requirements.

COM LEATHER SPECIFICS

The following is a guide for specifying leather requirements. The guide is based on the following general information.

A full "domestic" hide is approximately 50-60 square feet. A specialty or calf hide is approximately 35 square feet. Of this footage there are various non-usable areas included in the hide's size. Conversion of fabric yardage to leather is approximately 1 yard = 18 square feet.