

FLOW™

GSA Planning Guide + Price List

QUICK LINKS

[PLANNING GUIDE](#)

[FLOW XT PRICING](#)

[FLOW PRICING](#)

[POWER AND DATA OPTIONS](#)

[GENERAL INFORMATION](#)

[FINISH INFORMATION](#)

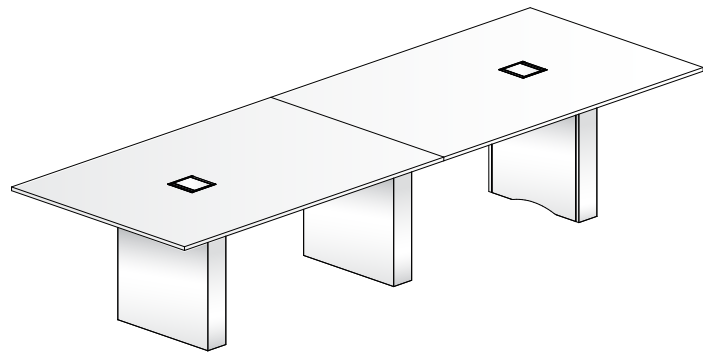
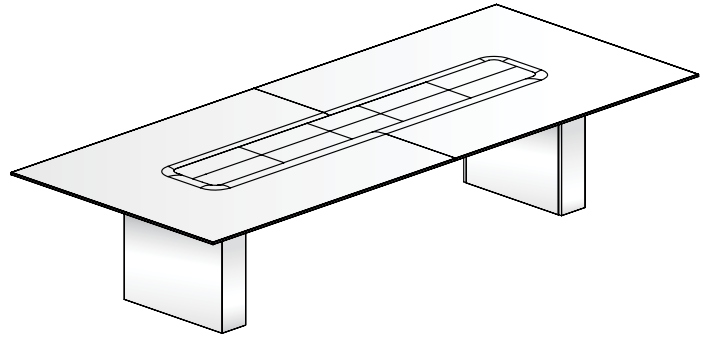
[SURFACE MATERIALS](#)



TABLE OF CONTENTS

Click the shortcuts below to jump to each section.

General Information	ii-iii
Finish Information	iv-v
Surface Materials	vi-viii
Statement of Line	3-4
Specification Overview	5
Planning Guide	6-63
Flow XT Tops and Bases	64-69
Flow XT Power and Data Options	70
Flow Tops and Bases	71-203
Round Top Tables	71-80
Café Height Tables	81
Veneer Top with Hardwood Edge	82-95
Fenix Top with Square Edge	96-109
Fenix Top with Reverse Flow Edge	110-123
Inset Laminate Top with Hardwood Edge	123-137
Laminate Top with Square Edge	138-151
Laminate Top with Reverse Flow Edge	152-165
Glass Top	166-179
Stone/Quartz Top with Square Edge	180-191
Stone/Quartz Top with Full Bullnose Edge	192-203
Power and Data Options	204-214

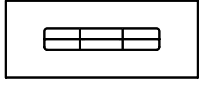




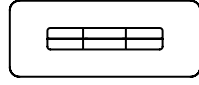
STATEMENT OF LINE

FLOW XT CONFERENCE TABLES

Pages 64-69



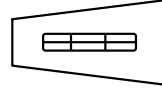
Rectangle



Radius Rectangle



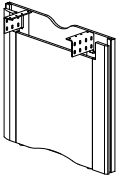
Boat



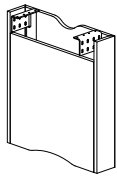
Sight Line

FLOW XT BASES

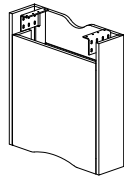
Pages 64-69



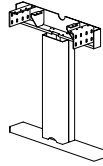
Panel Base



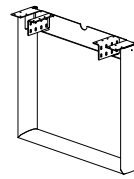
Rectangle Base



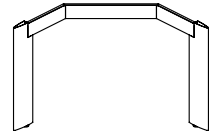
Expandable Rectangle Base



T-Base



Hoop Base



Four Post Base




STATEMENT OF LINE

CONFERENCE TABLES


Pages 71-203



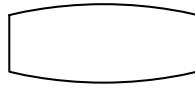
Round



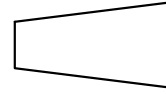
Rectangle



Radius Rectangle



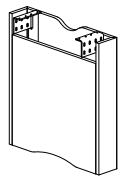
Boat



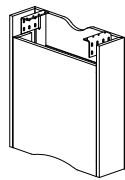
Sight Line

RECTANGLE, BOAT AND SIGHT LINE BASES

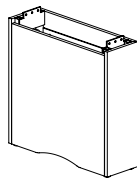
Pages 82-203



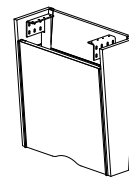
Rectangle Base



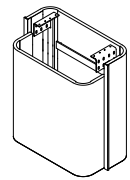
Expandable Rectangle Base



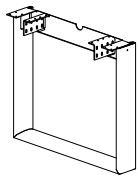
Column Base



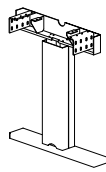
Tapered Base



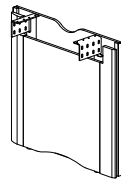
Rounded Rectangle Base



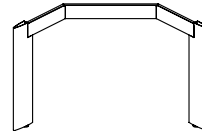
Hoop Base



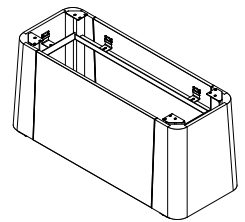
T-Base



Panel Base



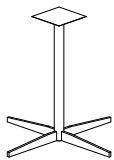
Four Post Base



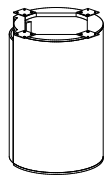
Island Base

ROUND BASES

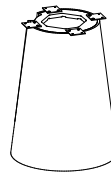
Page 71-80



Metal X-Base



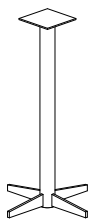
Cylinder Base



Cone Base

CAFÉ HEIGHT BASE

Page 81



Café Height Base



SPECIFICATION OVERVIEW

FLOW XT CONFERENCE TABLES (WITH POWER ISLAND)

1. Select the Top Surface and Power Island Door Material

Flow XT table tops are available in Standard Veneer. The Power Island doors are available in metal.

2. Select the Top Size and Shape

Flow XT conference tables are available in four shapes: Rectangle, Radius Rectangle, Boat and Sight Line. Sizes range from 96" to 240"-long.

3. Select Base Style and Finish

Flow XT conference tables are available with the following base options: Panel, Four Post, Rectangle, Expandable Rectangle, Column, T-Base and Hoop Base. All Flow bases except the T-Base, and Hoop Base are available in veneer or paint finishes.

4. Select Storage Module (if desired)

FLOW CONFERENCE TABLES (WITHOUT POWER ISLAND)

1. Select the Top Surface Material

Choose between standard veneer, Fenix®, inset laminate with hardwood edge, laminate with square or reverse Flow edge, glass, or stone/quartz with square or full bullnose edge. Solid surface is available on round tables only.

2. Select the Top Size and Shape

Flow conference tables are available in five shapes: Round, Rectangle, Radius Rectangle, Boat and Sight Line. Sizes range from 36" round to 240"-long. All shapes except Round are available with either two or three bases depending on top size (some stone/quartz top tables have four bases).

3. Select Base Style and Finish

Flow conference tables are available with the following base options: Rectangle, Expandable Rectangle, Column, Tapered, Rounded Rectangle, T-Base, Hoop, Panel, Four Post, and Island. Round tables are available with a Metal X-Base, Cone or Cylinder Base. All Flow bases except the T-Base, Hoop, and Metal X-Base are available in veneer or paint finishes. Tapered and Rounded Rectangle base are offered with mixed materials.

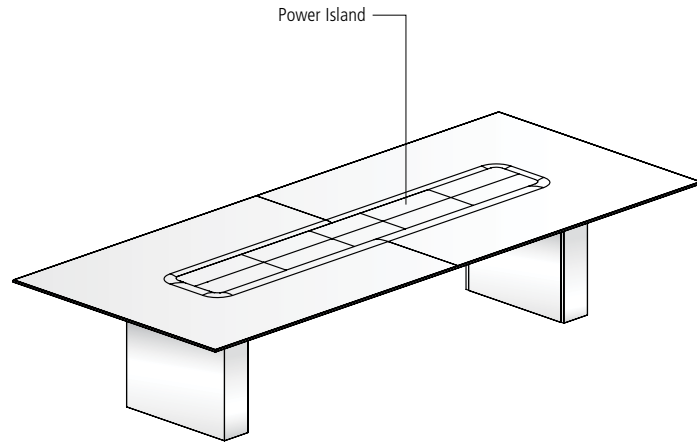
4. Select Power Option (if desired)

Table top power and data options include Power Matrix, Tech Node, Power Spec, USB Spec and Grommets. Under surface power options include Low Profile Perimeter Power, Power Rails (not available on Round tables, Stone/Quartz Top tables, or tables with Four Post base), as well as Charging Trac.

DETAIL OVERVIEW

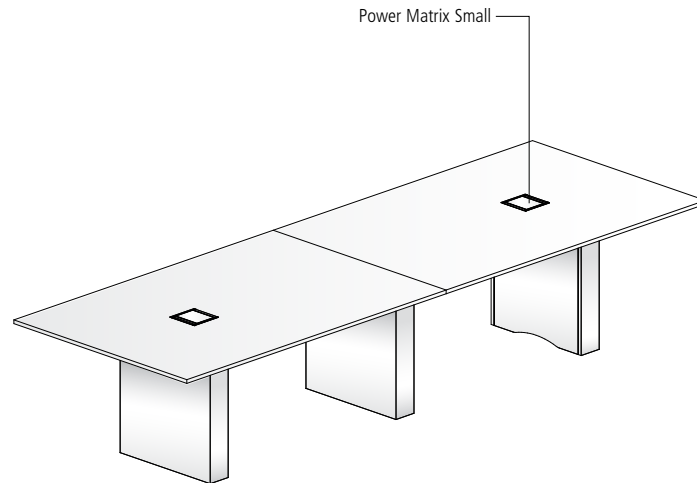
FLOW XT CONFERENCE TABLES (SHOWN WITH EXPANDABLE RECTANGLE BASE)

At the heart of the Flow XT conference tables is the Power Island, an innovative and scalable system that acknowledges the inherent dichotomy between the rate of change in technology and the typical lifespan of quality office furniture, reconciling that difference with ease. Modular componentry allows the table to respond to changes in technology requirements over the life of the table with ease. Flow XT conference tables are available with veneer tops only. Power Island is only available on Flow XT conference tables.



FLOW CONFERENCE TABLES

Available with veneer, Fenix, laminate, glass, or stone/quartz tops, Flow conference tables offer the ultimate in material and aesthetic choices. Flow round tables are also available with solid surface tops. A broad range of power & data connectivity options provide scalability for technology accommodation.






RECOMMENDED SEATING CAPACITY

RECTANGLE AND RADIUS RECTANGLE TABLES

Note: Seating capacity is based on 27" per person. Tables 54" and wider seat two people per end.



LENGTH	RECTANGLE AND RADIUS RECTANGLE						
	36"	42"	48"	54"	60"	66"	72"
72	6	6	-	-	-	-	-
78	-	6	-	-	-	-	-
84	-	8	8	-	-	-	-
90	-	8	8	-	-	-	-
96	-	8	8	-	-	-	-
102	-	8	8	-	-	-	-
108	-	10	10	12	-	-	-
114	-	10	10	12	-	-	-
120	-	10	10	12	-	-	-
132	-	-	10	12	-	-	-
144	-	-	12	14	14	-	-
156	-	-	14	14	14	-	-
168	-	-	-	16	16	-	-
180	-	-	-	16	16	-	-
192	-	-	-	18	18	18	18
204	-	-	-	18	18	18	18
216	-	-	-	20	20	20	20
228	-	-	-	20	20	20	20
240	-	-	-	20	20	20	20

BOAT TABLES

Note: Seating capacity is based on 27" per person. Tables 54" and wider seat two people per end.



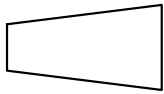
LENGTH	BOAT						
	32"/40"	32"/44"	36"/48"	36"/50"	36"/54"	42"/60"	54"/72"
72	6	-	-	-	-	-	-
78	6	-	-	-	-	-	-
84	-	8	-	-	-	-	-
90	-	8	-	-	-	-	-
96	-	-	8	-	-	-	-
102	-	-	8	-	-	-	-
108	-	-	10	-	-	-	-
114	-	-	-	10	-	-	-
120	-	-	-	10	-	-	-
132	-	-	-	-	10	-	-
144	-	-	-	-	12	-	-
156	-	-	-	-	12	-	-
168	-	-	-	-	-	14	-
180	-	-	-	-	-	14	-
192	-	-	-	-	-	-	18
204	-	-	-	-	-	-	18
216	-	-	-	-	-	-	20
228	-	-	-	-	-	-	20
240	-	-	-	-	-	-	20



RECOMMENDED SEATING CAPACITY

SIGHT LINE TABLES

Note: Seating capacity is based on 27" per person. Tables 54" and wider seat two people per end.



SIGHT LINE LENGTH	WIDTH									
	36"/54"	36"/56"	36"/58"	36"/60"	36"/66"	36"/68"	36"70"	36"/72"	36"/76"	36"/78"
72	7	-	-	-	-	-	-	-	-	-
78	-	7	-	-	-	-	-	-	-	-
84	-	-	9	-	-	-	-	-	-	-
90	-	-	-	9	-	-	-	-	-	-
96	-	-	-	9	-	-	-	-	-	-
102	-	-	-	9	-	-	-	-	-	-
108	-	-	-	11	-	-	-	-	-	-
114	-	-	-	11	-	-	-	-	-	-
120	-	-	-	-	11	-	-	-	-	-
132	-	-	-	-	-	11	-	-	-	-
144	-	-	-	-	-	-	13	-	-	-
156	-	-	-	-	-	-	-	13	-	-
168	-	-	-	-	-	-	-	-	15	-
180	-	-	-	-	-	-	-	-	-	15
192	-	-	-	-	-	-	-	-	-	17
204	-	-	-	-	-	-	-	-	-	17
216	-	-	-	-	-	-	-	-	-	19
228	-	-	-	-	-	-	-	-	-	19
240	-	-	-	-	-	-	-	-	-	19



EDGE PROFILES AND BASE MATERIAL OPTIONS

Flow is available in a variety of top and base materials and finishes. See appendix pages vi-vii for further details on finishes.

TOP MATERIALS

Please Note: Flow XT tables only available with Veneer Top with Hardwood edge.

Veneer / Plank Veneer Top with Hardwood Edge



Fenix / Laminate Top with Square Edge



Fenix / Laminate Top with Reverse Flow Edge



Inset Laminate Top with Hardwood Edge




Glass Top



Solid Surface Top (Round Tops only)



Stone Top with Square Edge



Stone Top with Full Bullnose Edge



BASE MATERIAL AVAILABILITY BY BASE TYPE

	VENEER	PAINTED	LAMINATE	FENIX	POWDER COAT OR METAL	MIXED MATERIAL OPTIONS		
						UPHOLSTERED	ACRYLIC	PAINT
ROUND MEETING TABLES								
Cone	X	X						
Cylinder	X	X						
Metal X					X			
Café Height					X			
CONFERENCE TABLES								
Panel	X	X						
Rectangle	X	X						
Expandable Rectangle	X	X						
Column	X	X						
Island	X	X						
Rounded Rectangle	X	X	X			X		X
Tapered Base	X	X	X	X		X	X	X
Veneer Hoop	X							
Metal Hoop					X			
Four Post					X			
Metal T					X			

Please Note:

- Veneer bases not available on laminate top tables with a square or reverse Flow edge
- Rounded rectangle and tapered bases include a standard metal trim
- Center bases on four-post tables are offered in veneer or paint

MIXED MATERIAL BASE OPTIONS

Flow round rectangle and tapered bases are offered with a variety of base material options to provide a warm, mixed material aesthetic.

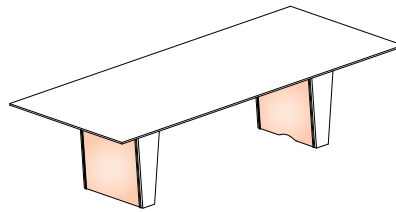
UPHOLSTERED

The upholstery option is available on both tapered and rounded rectangle bases. It must be specified when ordering the table.

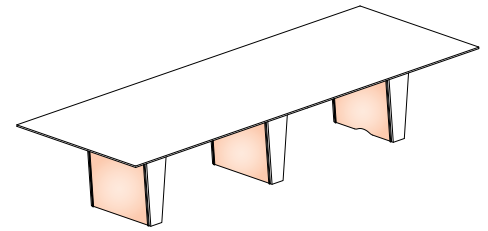
- Tapered Base
 - Upholstery is applied on both end and inner panels, as well as on the center base if one is required for the table size specified
- Rounded Rectangle Base
 - Upholstery is applied on the outer shell panel of the base
 - Upholstery is not applied on a center base, if required for the table size specified

Upholstery options include:

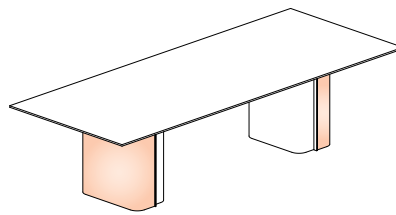
- Leather
- Vegan Leather (Brisa)
- Fabric



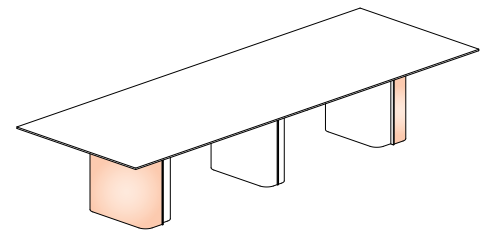
Upholstered option on Tapered Base



Upholstered option on Tapered with Center Base



Upholstered option on Rounded Rectangle Base



Upholstered option on Rounded Rectangle with Center Base

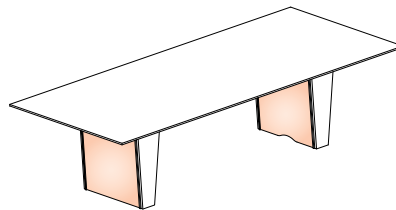
ACRYLIC

The acrylic option is available on tapered bases only and must be specified when ordering the table.

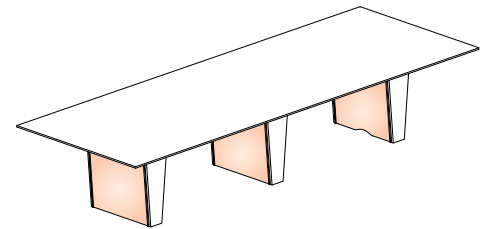
- Tapered Base
 - Acrylic is applied on both end and inner panels, as well as on the center base if one is required for the table size specified

Acrylic finish options include:

- Bronze Mirrored Acrylic
- Gold Acrylic Mirror



Acrylic option on Tapered Base



Acrylic option on Tapered with Center Base

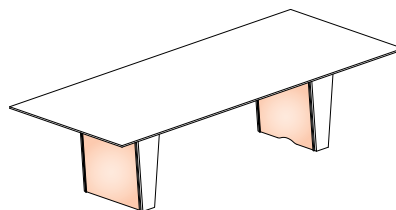
PAINT

The paint option is available on tapered or rounded rectangle bases specified in veneer, laminate or Fenix (tapered base only). It must be specified when ordering the table.


- Tapered Base
 - Paint is applied on both end and inner panels, as well as on the center base if one is required for the table size specified
- Rounded Rectangle Base
 - Paint is applied on the inner shell panel of the base
 - The center base, if required, will be painted on both the outer and inner shells

Paint options include:

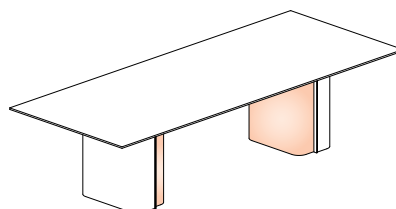
- See appendix page viii for complete list



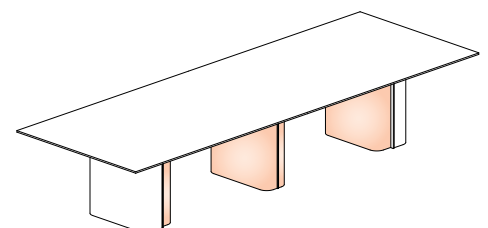
Paint option on Tapered Base



Paint option on Tapered with Center Base



Paint option on Rounded Rectangle Base



Paint option on Rounded Rectangle with Center Base



TABLE TOP POWER OPTION: POWER ISLAND

COMPOUND CURVE WIRE CHASE

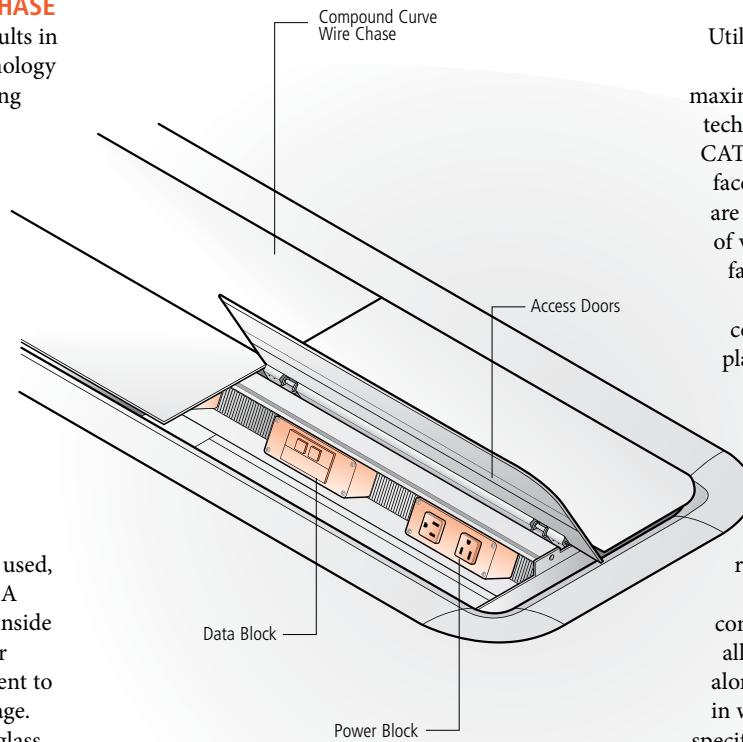
Compound curve veneering results in a soft, gentle flow into the technology docking zone beneath the floating Power Island.

ACCESS DOORS

Low-profile access doors are flush with the surrounding table top. Access doors are available in metal.

STORAGE MODULE (NOT SHOWN)

Provides both a shelf for teleconference phones as well as a 4"-deep storage box to hide technology when it is not being used, hidden below the hinged shelf. A duplex receptacle in one of the inside walls provides convenient power connections and allows equipment to remain connected while in storage. Doors are available in metal or glass. Storage Modules can be specified in the center of the table, at both ends or all three locations, depending on the size of the table. The dimensions of the storage module opening are 12-1/4" wide x 12-3/4" long. The interior dimensions of the center storage module are 15" wide x 14-1/4" long x 4" deep and the end storage module are 15" wide x 13-3/4" long x 4" deep.



DATA BLOCK

Utilizing Modular AV Inserts/Plates, these modular components offer maximum flexibility to adapt to future technology needs. Standard with two CAT6 data connectors and one blank faceplate for future use, Data Blocks are also available with a broad range of video, audio and data connection faceplate options and can easily be changed as the technology of the conference room changes. Held in place with two thumb screws, Data Blocks are easy to add, remove or relocate as needed.

POWER BLOCK

Standard with two simplex receptacles, Power Blocks provide convenient table top power connectivity. Their modular design allows them to be placed anywhere along the length of the Power Island in whatever quantities are needed (a specific quantity is included with each standard table length when the Power Island is specified). They are held in place with two thumb screws making them easy to add, remove or relocate as needed. Power Blocks are also available in hard-wired configurations. Power Blocks simply plug into a two-circuit electrical system that runs along the length of the table, just below the Power Island spine.

POWER PLANNING

Flow XT Two-Circuit Electrical System

- 4-wire, 20-amp, 2-circuit modular electrical system.
- All tables are pre-wired.
- Power Island defaults to hardwire infeed option. Plug-in infeed option may also be specified. A licensed electrician is required to complete hardwire connections to building's power source. Hardwire and plug-in infeed options are 42" long.
- Neutral (white) wires are 10 gauge, hot and ground wires are 12 gauge.
- All electrical components satisfy National Electrical Code (NEC) requirements and are UL listed.

Electrical Diagram — Hardwire Power Infeed Only

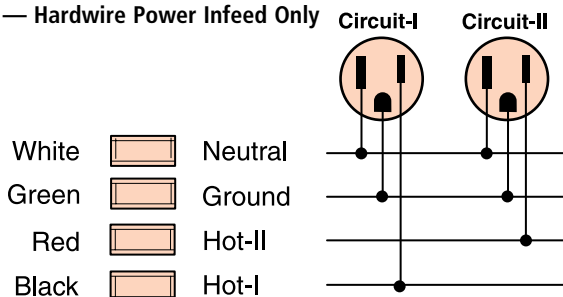
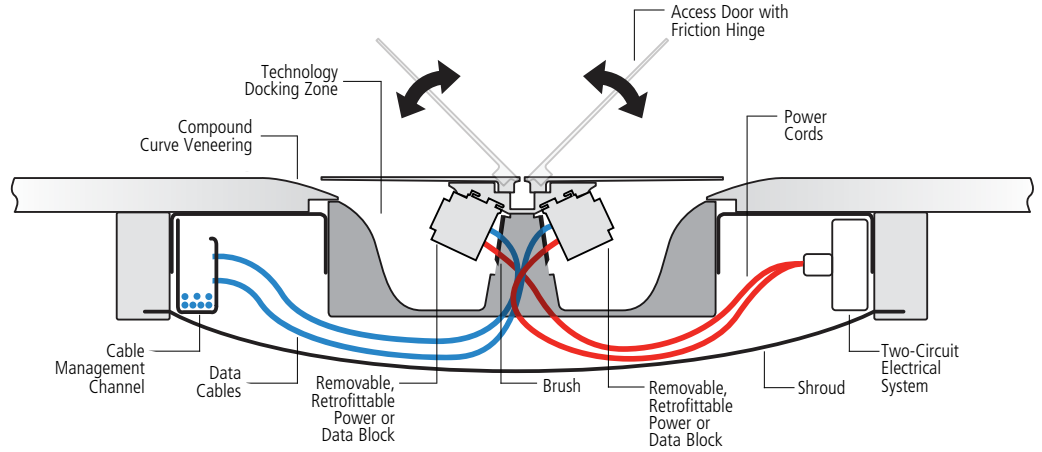




TABLE TOP POWER OPTION: POWER ISLAND

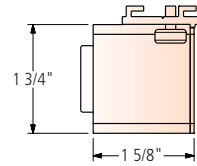
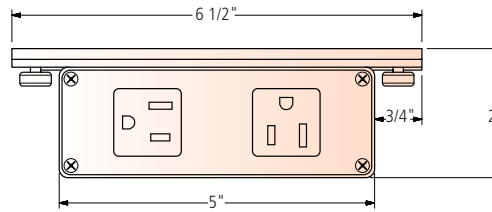
All Flow conference tables include an ample supply of wire management channels beneath the table top to accommodate even the most technology-intensive environments. In addition, Flow XT conference tables include a shroud to conceal the underside of the Power Island, eliminating the potential for sagging cables to be visible beneath the table top.



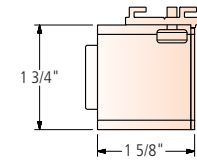
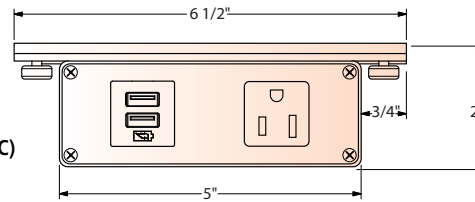
Front Elevation

Side Elevation

Power Block (Two Simplex)



Power Block (Simplex / Charging USB-A+C)



Data Block

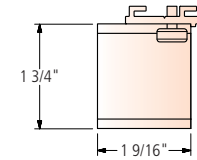
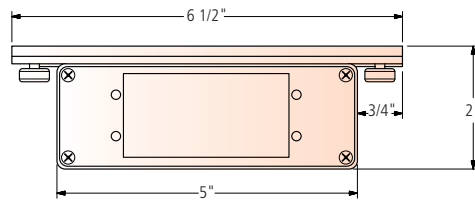




TABLE TOP POWER OPTION: POWER ISLAND

STANDARD POWER AND A/V SUPPLY

This chart notes the standard number of Power and Data Blocks supplied with each Flow XT table based on table length. If additional Power or Data Blocks are required, they can be purchased separately.

Please note, adding additional Power Blocks to the table may also require additional components for the electrical system to ensure proper connectivity. Please reach out to Nucraft Customer Service for assistance.

STANDARD POWER AND A/V SUPPLY (BY TABLE SIZE)

TABLE LENGTH	POWER BLOCKS	SIMPLEX RECEPTACLES	DATA BLOCKS	DATA CONNECTORS	1 BLANK FACEPLATES
96	4	8	4	8	4
102	4	8	4	8	4
108	4	8	4	8	4
114	4	8	4	8	4
120	4	8	4	8	4
132	4	8	4	8	4
144	8	16	8	16	8
156	8	16	8	16	8
168	8	16	8	16	8
180	8	16	8	16	8
192	8	16	8	16	8
204	8	16	8	16	8
216	8	16	8	16	8
228	8	16	8	16	8
240	8	16	8	16	8

DIMENSION PLANNING

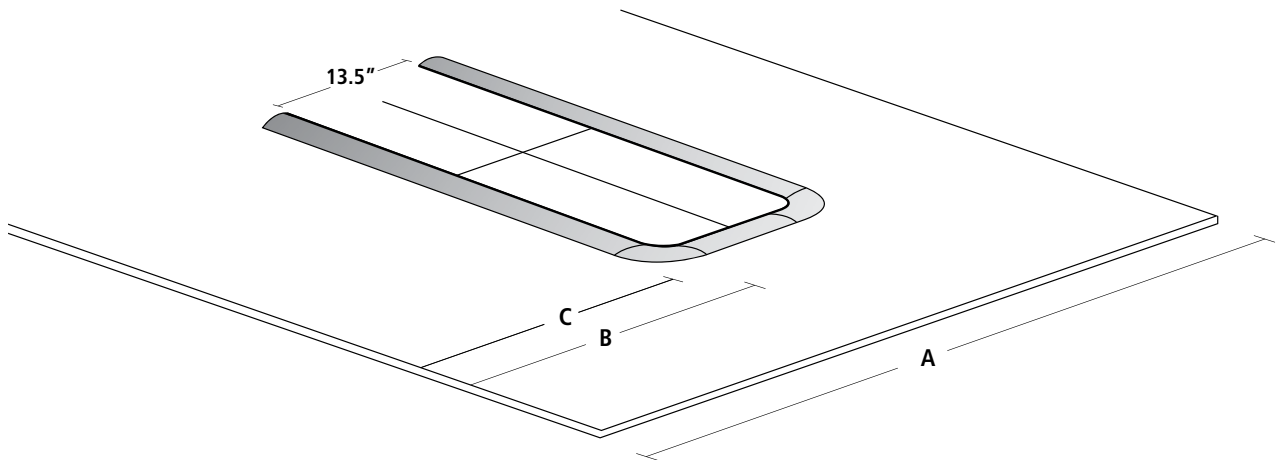



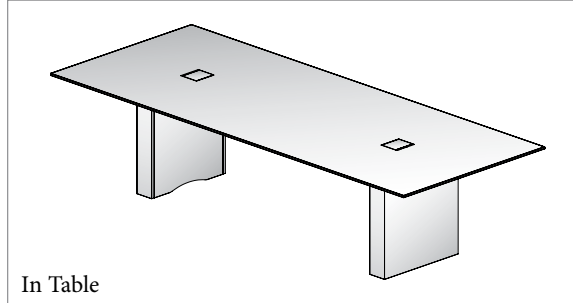
TABLE WIDTH [A]	DIMENSION TO POWER ISLAND DOOR [B]	DIMENSION TO CURVE OF VENEER [C]
42	14.25	12
48	17.25	15
54	20.25	18
60	23.25	21
66	26.25	24
72	29.25	27

TABLE TOP POWER OPTION: POWER MATRIX


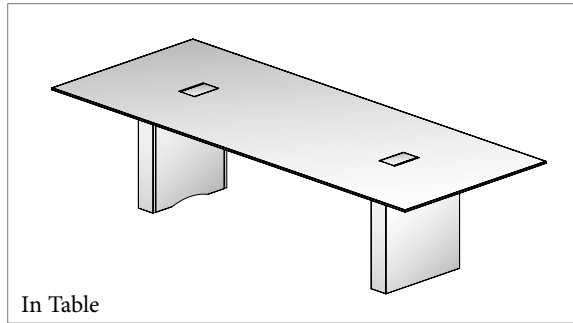

Available in a variety of sizes, styles and connectivity options, Power Matrix is Nucraft's most versatile power option. Power Matrix incorporates a broad array of scalable features and is available across multiple product lines, making it the "go to" solution for power and AV connectivity needs.

Offered in four sizes and two door configurations (single and double), Power Matrix can handle any power and AV connectivity need, from the simplest to the most demanding.


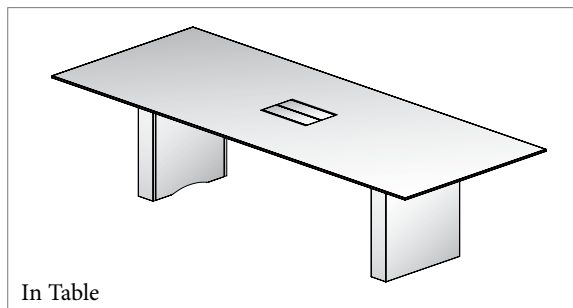

Small



Medium



Large



Extra Large


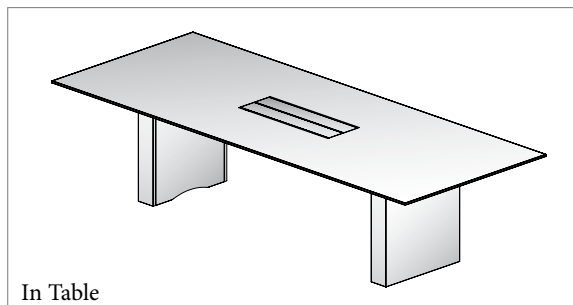
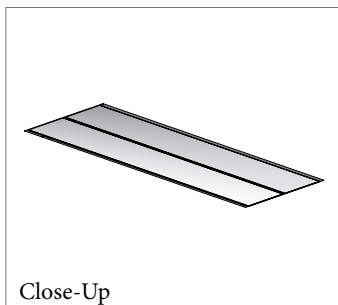


TABLE TOP POWER OPTION: POWER MATRIX

Power Matrix is filled with a broad array of high performance features and refined aesthetic elements.

POWER

Power Matrix features simplex receptacles for power connectivity, the quantity of which is pre-determined based on the size of the unit. An optional USB-C+C or USB-A+C charger can also be specified in place of one of the simplex receptacles when desired. Corded or hardwired infeed options add flexibility.

DATA/AV FACEPLATES

Power Matrix accommodates Modular AV Inserts/Plates for unparalleled flexibility in data and AV connectivity.

DESIGN

Power Matrix units feature a clear anodized aluminum body and a bezel-free flush mount design on veneer, glass, stone/quartz, Fenix, and laminate tables for an elegant appearance (available on Power Matrix small, medium, and large). The extra large Power Matrix unit on veneer top tables is only available bezel-free. Power Matrix may also be specified with an optional bezel on laminate, Fenix, glass and stone/quartz with square edge table tops. Stone top tables with a full bullnose edge profile are only available with a bezel-free mount.

Solid surface table tops and extra large Power Matrix on Fenix, laminate, glass, and stone top tables must include a bezel, available in powder coat, polished chrome or clear anodized finish options.

PERFORMANCE

Friction hinges ensure smooth travel through the door's range of motion and can hold the door in any position. Hidden door stops maintain the minimalist aesthetic. Cable storage is both concealed and ample.


DOORS

Power Matrix is offered in multiple door material options, including metal, glass, stone, and grain-matched wood cut from the same table top. See page 20 for Power Matrix door availability by top material.


Power Matrix shown in Veneer on Veneer Top Table



Veneer Top Table with Veneer Door Power Matrix



Laminate Top Table with Metal Door Power Matrix



Glass Top Table with Glass Door Power Matrix



Stone Top Table with Stone Door Power Matrix





TABLE TOP POWER OPTION: POWER MATRIX

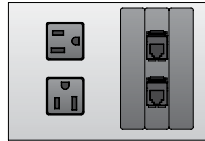
STANDARD CONFIGURATIONS

Power Matrix is offered in four standard sizes, each with a pre-determined quantity of simplex outlets and AV faceplates. With each size, an optional 2 amp USB-A+C charger (1 amp per port) or USB-C+C replaces one of the simplex outlets.

Small and Compact

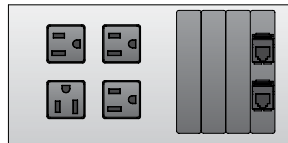
- Single door design
- 5.375" x 6" cutout
- Two simplex outlets
- Three AV faceplates. Standard configuration includes two blank faceplates and one faceplate with two RJ-45 (data) connectors.
- (1) 12' plug-in infeed cord

Standard



Medium

- Single door design
- 5.375" x 8.25" cutout
- Four simplex outlets
- Four AV faceplates. Standard configuration includes three blank faceplates and one faceplate with two RJ-45 (data) connectors.
- (1) 12' plug-in infeed cord



Large

- Double door design
- 10.75" x 15.25" cutout
- Six simplex outlets (three per side)
- Six AV faceplates (three per side). Standard configuration includes two blank faceplates and one faceplate with two RJ-45 (data) connectors per side.
- (2) 12' plug-in infeed cords



Extra Large

- Double door design
- 10.75" x 30.25" cutout
- Eight simplex outlets (four per side)
- Twelve AV faceplates (six per side). Standard configuration includes four blank faceplates and two faceplates with two RJ-45 (data) connectors per side.
- (2) 12' plug-in infeed cords



Field-Wired

Some local electrical codes may require field-wiring during installation. In such instances, a Field-Wired option may be specified. In this configuration, each Power Matrix unit will be supplied with a 6' flexible metal conduit with hot, ground and neutral wires.

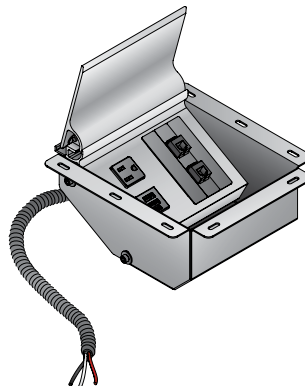
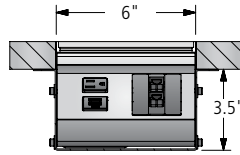
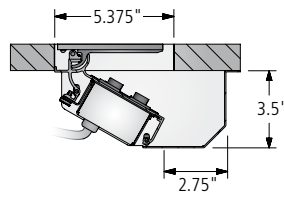


TABLE TOP POWER OPTION: POWER MATRIX

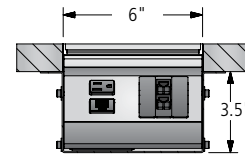
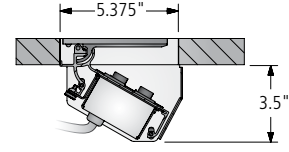
DIMENSIONS

Each Power Matrix unit includes a low-profile pan beneath the work surface to conceal the unit and provide ample storage capacity for excess cables. The size of the cut-out in the table top varies with each size of Power Matrix unit.

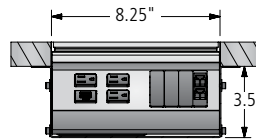
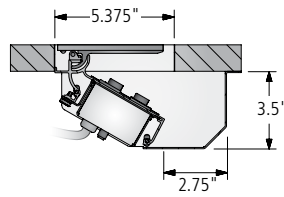
Small



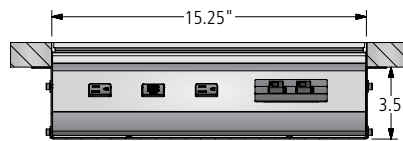
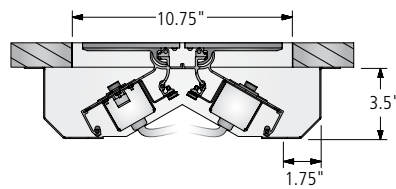
Compact



Medium



Large



Extra Large


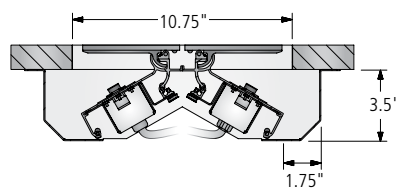


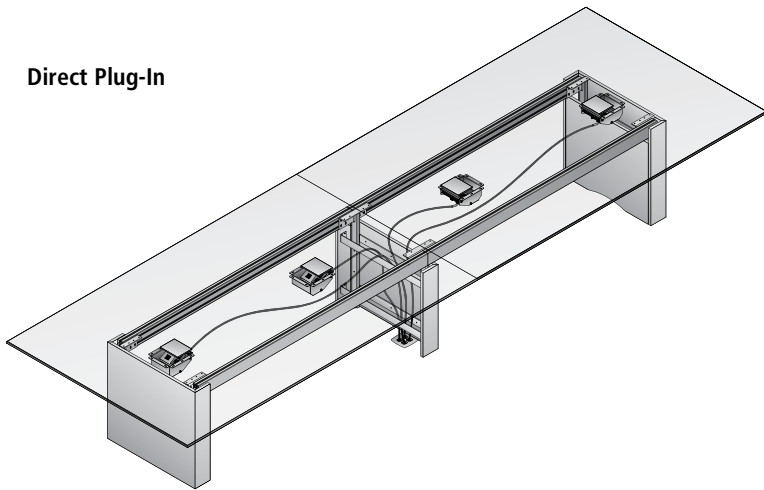
TABLE TOP POWER OPTION: POWER MATRIX

POWER PLANNING

Power Matrix is available with two options for connection with building power:

DIRECT PLUG-IN

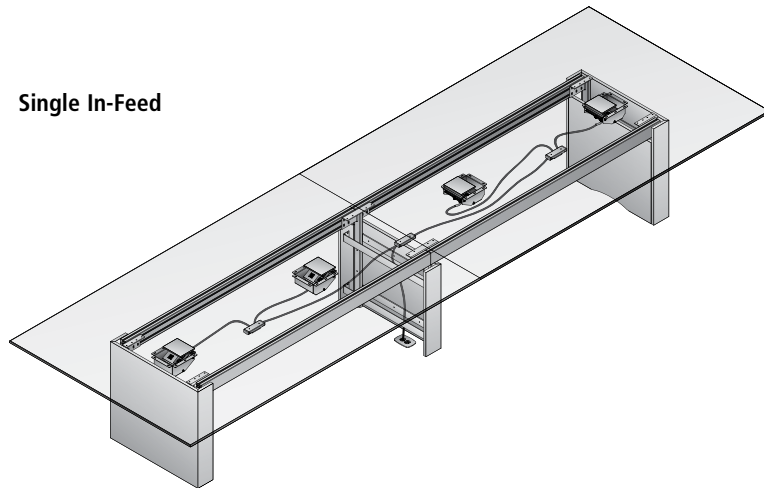
The 15-amp power cord from each Power Matrix unit is plugged into a floor monument. The floor monument must have at least one power outlet per small or medium Power Matrix unit in the table and two power outlets per large or extra large Power Matrix (e.g., a table with four small or medium Power Matrix units would need four power outlets in the floor monument).



Single In-Feed

SINGLE INFEEED

Each Power Matrix unit is plugged into a two-circuit modular electrical system in the table from which a single connection is made to a floor monument. This connection can be either hardwired (to utilize both of the circuits in the modular electrical system) or corded (which requires a 20-amp power outlet in the floor monument and reduces the modular electrical system in the table to a single circuit).



Two-Circuit Modular Electrical System

- 4-wire, 20-amp, 2-circuit modular electrical system
- Only present on tables specified with the Single In-Feed option
- Hardwire or corded (20-amp) in-feed options. A licensed electrician is required to complete hardwire connections to building's power source.
- Neutral (white) wires are 10 gauge, hot and ground wires are 12 gauge
- All electrical components satisfy National Electrical Code (NEC) requirements and are UL listed

Electrical Diagram — Hardwire Power Infeed Only

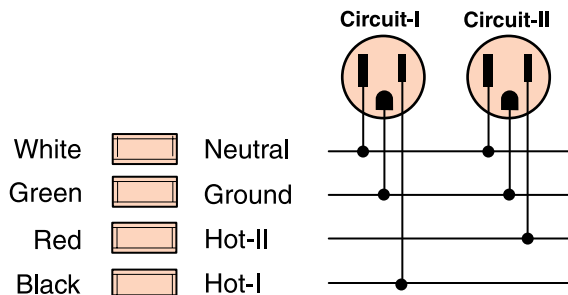




TABLE TOP POWER OPTION: POWER MATRIX

LOCATION CODES

Power Matrix is offered in a variety of locations and quantities per table size, offering a broad range of performance and pricing options.

POWER MATRIX SMALL	POWER MATRIX MEDIUM	POWER MATRIX LARGE	POWER MATRIX EXTRA LARGE	LOCATION	QUANTITY OF UNITS TO ORDER
PS-1	PM-1	PL-1	PX-1	One at center	1
PS-2	PM-2	PL-2	PX-2	One at each end	2
PS-3	PM-3	PL-3	PX-3	One at center and one at each end	3
PS-4	PM-4			Four equally spaced (tables 132" and longer)	4

ROUND TABLES WITH CONE BASE: DOOR MATERIAL AND LOCATION AVAILABILITY BY TABLE SIZE

W = Wood Door (Veneer top tables only) G = Glass Door M = Metal Door

Length	Top Sections*	Power Matrix Compact		Power Matrix Small		Power Matrix Medium	
		PS-1	PS-2	PS-1	PS-2	PM-1	PM-2
36	1	W/G/M/ST	-	-	-	-	-
42	1	W/G/M/ST	-	-	-	-	-
48	1	W/G/M/ST	-	-	-	-	-
54	1	W/G/M/ST	-	-	-	-	-
60	1	W/G/M/ST	-	-	-	-	-
66	2	-	W/G/M/ST	-	-	-	-
72	2	-	W/G/M/ST	-	-	-	-
84	2	-	W/G/M/ST	-	-	-	-

ROUND TABLES WITH CYLINDER BASE: DOOR MATERIAL AND LOCATION AVAILABILITY BY TABLE SIZE

W = Wood Door G = Glass Door M = Metal Door

Length	Top Sections*	Power Matrix Compact		Power Matrix Small		Power Matrix Medium	
		PS-1	PS-2	PS-1	PS-2	PM-1	PM-2
36	1	-	-	W/G/M/ST	-	W/G/M/ST	-
42	1	-	-	W/G/M/ST	-	W/G/M/ST	-
48	1	-	-	W/G/M/ST	-	W/G/M/ST	-
54	1	-	-	W/G/M/ST	-	W/G/M/ST	-
60	1	-	-	W/G/M/ST	-	W/G/M/ST	-
66	2	-	W/G/M/ST [†]	-	W/G/M/ST	-	W/G/M/ST
72	2	-	-	-	W/G/M/ST	-	W/G/M/ST
84	2	-	-	-	W/G/M/ST	-	W/G/M/ST

PLEASE NOTE: Wood Door option is only available on Veneer top tables

*Top Section information applies to Veneer, Plank Veneer, Laminate, Fenix, and Solid Surface tops

[†]Available on Stone top tables only



TABLE TOP POWER OPTION: POWER MATRIX

ALL RECTANGLE, BOAT AND SIGHT LINE TABLES: DOOR MATERIAL AND LOCATION AVAILABILITY BY TABLE SIZE

W = Wood Door G = Glass Door M = Metal Door

Length	Top Sections	Power Matrix Small or Compact				Power Matrix Medium				Power Matrix Large			Power Matrix Extra Large		
		PS-1	PS-2	PS-3	PS-4	PM-1	PM-2	PM-3	PM-4	PL-1	PL-2	PL-3	PX-1	PX-2	PX-3
72	1	W/G/M/ST	W/G/M/ST	-	-	W/G/M/ST	W/G/M/ST	-	-	-	-	-	-	-	-
84	1	W/G/M/ST	W/G/M/ST	-	-	W/G/M/ST	W/G/M/ST	-	-	-	-	-	-	-	-
90	1	W/G/M/ST	W/G/M/ST	-	-	W/G/M/ST	W/G/M/ST	-	-	-	-	-	-	-	-
96	1	W/G/M/ST	W/G/M/ST	W/G/M/ST	-	W/G/M/ST	W/G/M/ST	W/G/M/ST	-	W/G/M/ST	-	-	W/G/M	-	-
102	1	W/G/M/ST	W/G/M/ST	W/G/M/ST	-	W/G/M/ST	W/G/M/ST	W/G/M/ST	-	W/G/M/ST	-	-	W/G/M	-	-
102	2	-	W/G/M/ST	-	-	-	W/G/M/ST	-	-	G/M/ST	-	-	G/M	-	-
108	1	W/G/M/ST	W/G/M/ST	W/G/M/ST	-	W/G/M/ST	W/G/M/ST	W/G/M/ST	-	W/G/M/ST	-	-	W/G/M	-	-
108	2	-	W/G/M/ST	-	-	-	W/G/M/ST	-	-	G/M/ST	-	-	G/M	-	-
114	1	W/G/M/ST	W/G/M/ST	W/G/M/ST	-	W/G/M/ST	W/G/M/ST	W/G/M/ST	-	W/G/M/ST	-	-	W/G/M	-	-
114	2	-	W/G/M/ST	-	-	-	W/G/M/ST	-	-	G/M/ST	-	-	G/M	-	-
120	1	W/G/M/ST	W/G/M/ST	W/G/M/ST	-	W/G/M/ST	W/G/M/ST	W/G/M/ST	-	W/G/M/ST	-	-	W/G/M	-	-
120	2	-	W/G/M/ST	-	-	-	W/G/M/ST	-	-	G/M/ST	-	-	G/M	-	-
132	2	-	W/G/M/ST	-	W/G/M/ST	-	W/G/M/ST	-	W/G/M/ST	G/M/ST	-	-	G/M	-	-
144	2	-	W/G/M/ST	-	W/G/M/ST	-	W/G/M/ST	-	W/G/M/ST	G/M/ST	W/G/M/ST [†]	-	G/M	W/G/M	-
156	2	-	W/G/M/ST	-	W/G/M/ST	-	W/G/M/ST	-	W/G/M/ST	G/M/ST	W/G/M/ST [†]	-	G/M	W/G/M	-
168	2	-	W/G/M/ST	-	W/G/M/ST	-	W/G/M/ST	-	W/G/M/ST	G/M/ST	W/G/M/ST [†]	-	G/M	W/G/M	-
180	2	-	W/G/M/ST	-	W/G/M/ST	-	W/G/M/ST	-	W/G/M/ST	G/M/ST	W/G/M/ST [†]	-	G/M	W/G/M	-
192	2	-	W/G/M/ST	-	W/G/M/ST	-	W/G/M/ST	-	W/G/M/ST	G/M/ST	W/G/M/ST	-	G/M	W/G/M	-
192	4	-	W/G/M/ST	-	W/G/M/ST	-	W/G/M/ST	-	W/G/M/ST	G/M/ST	G/M/ST	-	G/M	G/M	-
204	2	-	W/G/M/ST	-	W/G/M/ST	-	W/G/M/ST	-	W/G/M/ST	G/M/ST	W/G/M/ST	-	G/M	W/G/M	-
204	4	-	W/G/M/ST	-	W/G/M/ST	-	W/G/M/ST	-	W/G/M/ST	G/M/ST	G/M/ST	-	G/M	G/M	-
216	2	-	W/G/M/ST	-	W/G/M/ST	-	W/G/M/ST	-	W/G/M/ST	G/M/ST	W/G/M/ST	G/M/ST	G/M	W/G/M	G/M
216	4	-	W/G/M/ST	-	W/G/M/ST	-	W/G/M/ST	-	W/G/M/ST	G/M/ST	G/M/ST	G/M/ST	G/M	G/M	G/M
228	2	-	W/G/M/ST	-	W/G/M/ST	-	W/G/M/ST	-	W/G/M/ST	G/M/ST	W/G/M/ST	G/M/ST	G/M	W/G/M	G/M
228	4	-	W/G/M/ST	-	W/G/M/ST	-	W/G/M/ST	-	W/G/M/ST	G/M/ST	G/M/ST	G/M/ST	G/M	G/M	G/M
240	2	-	W/G/M/ST	-	W/G/M/ST	-	W/G/M/ST	-	W/G/M/ST	G/M/ST	W/G/M/ST	G/M/ST	G/M	W/G/M	G/M
240	4	-	W/G/M/ST	-	W/G/M/ST	-	W/G/M/ST	-	W/G/M/ST	G/M/ST	G/M/ST	G/M/ST	G/M	G/M	G/M

[†]Sightline tables 144"-180" in length will have three top sections and can only accommodate the glass, metal, or stone door options for Power Matrix Large when PL-2 is specified.

POWER MATRIX DOOR AND MOUNT STYLE AVAILABILITY BY SURFACE MATERIAL

C = Power Matrix Compact S = Power Matrix Small M = Power Matrix Medium L = Power Matrix Large XL = Power Matrix Extra Large

	MOUNT STYLE	POWER MATRIX SIZE	WOOD DOOR	GLASS DOOR	METAL DOOR	STONE DOOR
VENEER	Bezel	-	X	X	X	-
	Bezel-free	C, S, M, L, XL	-	X	X	-
LAMINATE	Bezel	C, S, M, L, XL	-	X	X	-
	Bezel-free	C, S, M, L	-	X	X	-
FENIX	Bezel	C, S, M, L, XL	-	X	X	-
	Bezel-free	C, S, M, L	-	X	X	-
GLASS	Bezel	C, S, M, L, XL	-	X	X	-
	Bezel-free	C, S, M, L	-	X	X	-
STONE/QUARTZ	Bezel*	C, S, M, L, XL	-	X	X	-
	Bezel-free**	C, S, M, L	-	X	X	X
SOLID SURFACE	Bezel	C, S, M, L, XL	-	X	X	-

*Stone/quartz tops with full bullnose edge not available with bezel Power Matrix

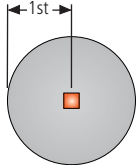
**Bezel-free mount style available on stone/quartz tops with both square edge and full bullnose edge profile



TABLE TOP POWER OPTION: POWER MATRIX

POWER MATRIX COMPACT, SMALL OR MEDIUM LOCATION OPTIONS

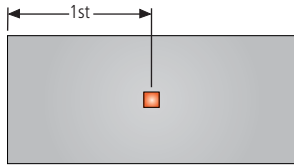
Please Note: For floor core placement, please reference base location information on pages 59-63.



PS-1 or PM-1

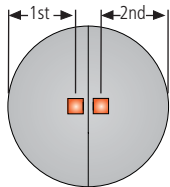
*PS-1 and PM-1 not available with Metal-X Base (-XB).
PM-1 not available with Cone base (-PCN or -VCN).

PS-1 or PM-1	
Diameter	Center of Power Matrix
36	18
42	21
48	24
54	27
60	30



PS-1 or PM-1

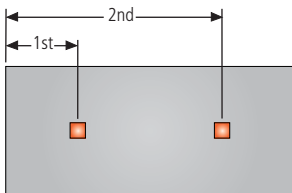
PS-1 or PM-1	
Length	Center of Power Matrix
72	36
84	42
90	45
96	48
102	51
108	54
114	57
120	60



PS-2 or PM-2

*PS-2 and PM-2 not available with Metal-X Base (-XB) or 66"D Stone table.
PM-2 not available with Cone base (-PCN or -VCN).

PS-2 or PM-2		
Diameter	Center of 1st Power Matrix	Center of 2nd Power Matrix
66	27	27
72	30.5	30.5
84	35	35



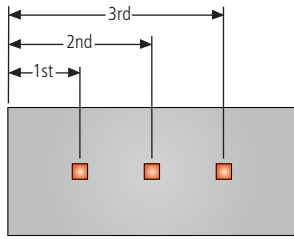
PS-2 or PM-2

PS-2 or PM-2		
Length	Center of 1st Power Matrix	Center of 2nd Power Matrix
72	26	46
78	26	52
84	26	58
90	26	64
96	26	70
102	26	76
108	26	82
114	26	88
120	26	94
132	26	106
144	26	118
156	26	130
168	26	142
180	26	154
192	26	166
204	26	178
216	26	190
228	26	202
240	26	214

TABLE TOP POWER OPTION: POWER MATRIX

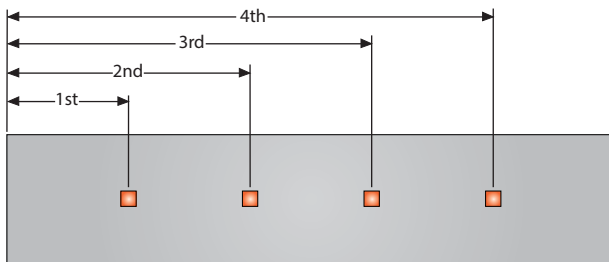
POWER MATRIX COMPACT, SMALL OR MEDIUM LOCATION OPTIONS

Please Note: For floor core placement, please reference base location information on pages 59-63.



PS-3 or PM-3

PS-3 or PM-3			
Length	Center of 1st Power Matrix	Center of 2nd Power Matrix	Center of 3rd Power Matrix
96	26	48	70
102	26	51	76
108	26	54	82
114	26	57	88
120	26	60	94



PS-4 or PM-4

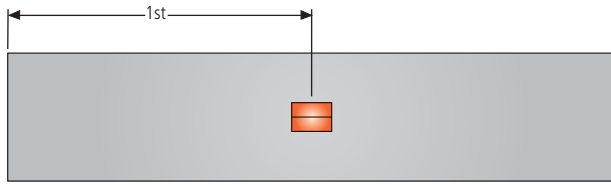
PS-4 or PM-4				
Length	Center of 1st Power Matrix	Center of 2nd Power Matrix	Center of 3rd Power Matrix	Center of 4th Power Matrix
132	26	53	79	106
144	26	57	87	118
156	26	61	95	130
168	26	65	103	142
180	26	69	111	154
192	26	73	119	166
204	26	77	127	178
216	26	81	135	190
228	26	85	143	202
240	26	89	151	214



TABLE TOP POWER OPTION: POWER MATRIX

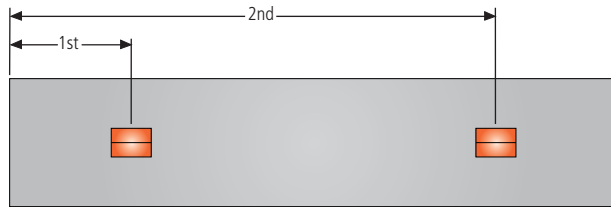
POWER MATRIX LARGE OR EXTRA LARGE LOCATION OPTIONS

Please Note: For floor core placement, please reference base location information on pages 59-63.



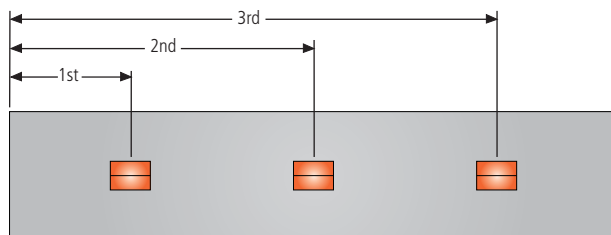
PL-1 or PX-1

PL-1 or PX-1	
Length	Center of Power Matrix
96	48
102	51
108	54
114	57
120	60
132	66
144	72
156	78
168	84
180	90
192	96
204	102
216	108
228	114
240	120



PL-2 or PX-2

PL-2 or PX-2		
Length	Center of 1st Power Matrix	Center of 2nd Power Matrix
144	45	99
156	47	109
168	50	118
180	53	127
192	48	144
204	51	153
216	54	162
228	57	171
240	60	180



PL-3 or PX-3

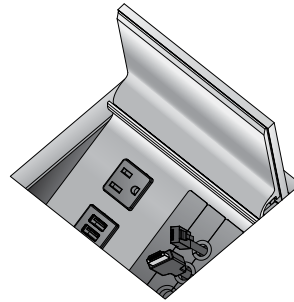
PL-3 or PX-3			
Length	Center of 1st Power Matrix	Center of 2nd Power Matrix	Center of 3rd Power Matrix
216	54	108	162
228	57	114	171
240	60	120	180



RETRACTORS FOR POWER MATRIX

RETRACTORS

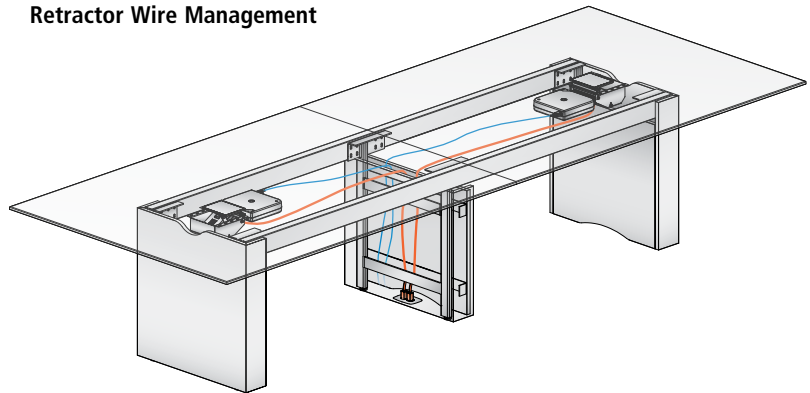
Cable retractors, for use with Power Matrix Small and Medium only, mount directly to the underside of conference room tables using the included mounting bracket. Loaded with 12' of cable that extends out 5' from the retractor. Retractors have a female input from the building infrastructure and a male connector on the output side. Not available on round tables.



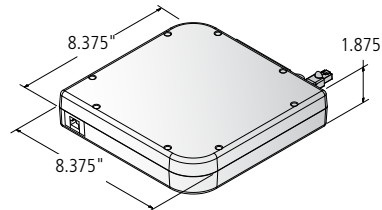
RETRACTOR AVAILABILITY ON FLOW TABLES
X = AVAILABLE AS STANDARD

Length	PS-1/ PM-1	PS-2/ PM-2	PS-3/ PM-3	PS-4/ PM-4
72	X			
78	X			
84	X	X		
90	X	X		
96	X	X		
102	X	X		
108	X	X		
114	X	X	X	
120	X	X	X	
132		X		
144		X		X
156		X		X
168		X		X
180		X		X
192		X		X
204		X		X
216		X		X
228		X		X
240		X		X

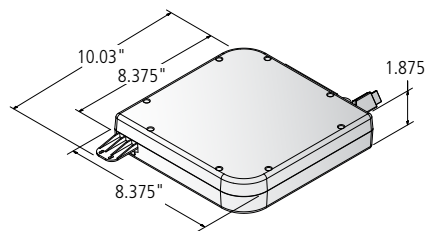
Retractor Wire Management



CAT6 Retractor



HDMI Retractor



Data USB Retractor

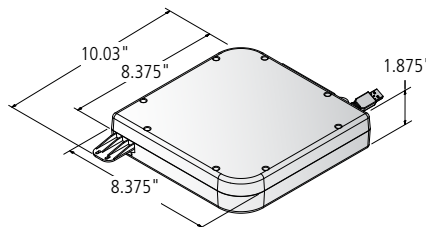




TABLE TOP POWER OPTION: TECH NODE

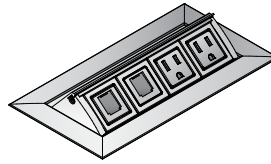
Tech Node offers convenient access to power and voice/data connections. Tech Node features include a push/push open design that conceals internal components.

Tech Node components:

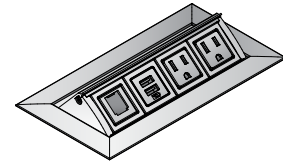
- Clear or Black Anodized Aluminum
- Fluid one touch accessibility
- Two (2) Simplexes
- Up to two voice/data ports
- 12' 15-Amp cord
- Voice/Data Adapter Kit p/n BE01421 to accept couplers & jacks
- UL Listed
- Overall dimensions - 4-7/16" x 8-5/16"
- Optional powered USB-A+C

All electrical components are UL listed.

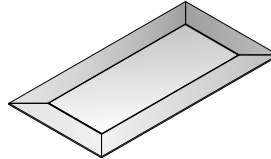
Tech Node - Cover Open



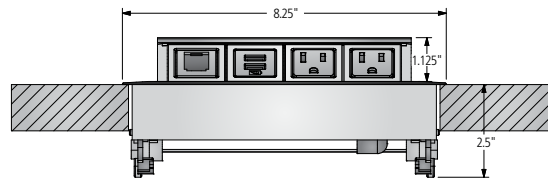
Tech Node - Cover Open with Optional USB-A+C



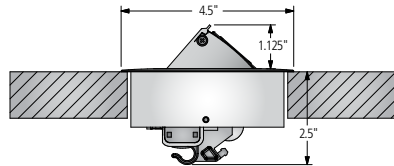
Tech Node - Cover Closed



Tech Node - Open Front View



Tech Node - Open Side View



VOICE/DATA PLANNING

Two (2) simplex voice/data cutouts accept customer supplied, field-installed snap-in connectors.

Nucraft recommends consulting an audio/visual (AV) integrator for assistance with voice/data planning.

Voice/Data Product Manufacturers

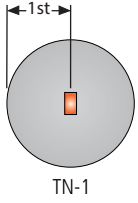
Manufacturer	Phone Number	Web Site
AMP	1-800-522-6752	www.tycoelectronics.com
Avaya	1-866-462-8292	www.avaya.com
Leviton	1-800-722-2082	www.leviton.com
Panduit	1-800-777-3300	www.panduit.com
Siemon	1-860-945-4200	www.siemon.com

LOCATION CODES

TECH NODE	LOCATION	QUANTITY OF UNITS TO ORDER
TN-1	One at center	1
TN-2	One at each end	2
TN-3	One at center and one at each end	3
TN-4	Four equally spaced	4

TABLE TOP POWER OPTION: TECH NODE

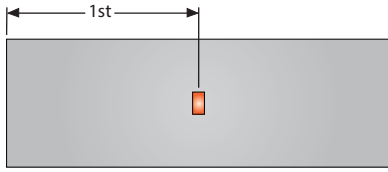
TECH NODE LOCATION OPTIONS



TN-1

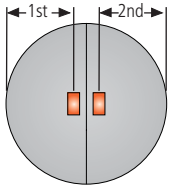
*Not available with the Metal X-Base (-XB) or the Cone Base (-PCN or -VCN) on tables less than 60"

TN-1	
Length	Center of Tech Node
36	18
42	21
48	24
54	27
60	30



TN-1

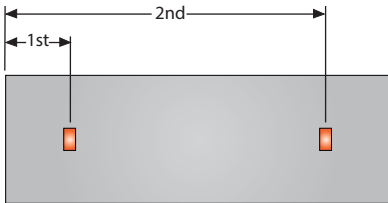
TN-1	
Length	Center of Tech Node
72	36
84	42
90	45
96	48
102	51
108	54
114	57
120	60



TN-2

*Not available with the Metal X-Base (-XB) or the Cone Base (-PCN or -VCN) on 72" tables

TN-2		
Diameter	Center of 1st Tech Node	Center of 2nd Tech Node
66	27	27
72	30.5	30.5
84	35	35

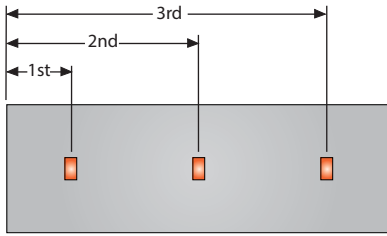


TN-2

TN-2		
Length	Center of 1st Tech Node	Center of 2nd Tech Node
72	26	46
78	26	52
84	26	58
90	26	64
96	26	70
102	26	76
108	26	82
114	26	88
120	26	94
132	26	106
144	26	118
156	26	130
168	26	142
180	26	154
192	26	166
204	26	178
216	26	190
228	26	202
240	26	214

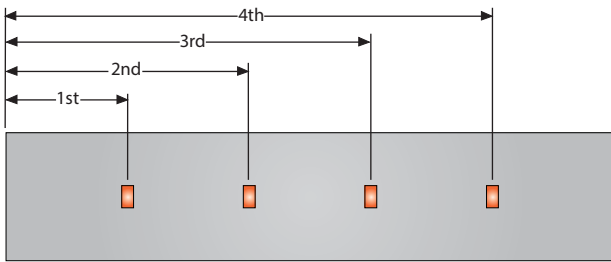
TABLE TOP POWER OPTION: TECH NODE

TECH NODE LOCATION OPTIONS



TN-3

TN-3			
Length	Center of 1st Tech Node	Center of 2nd Tech Node	Center of 3rd Tech Node
96	26	48	70
102	26	51	76
108	26	54	82
114	26	57	88
120	26	60	94



TN-4

TN-4				
Length	Center of 1st Tech Node	Center of 2nd Tech Node	Center of 3rd Tech Node	Center of 4th Tech Node
132	26	53	79	106
144	26	57	87	118
156	26	61	95	130
168	26	65	103	142
180	26	69	111	154
192	26	73	119	166
204	26	77	127	178
216	26	81	135	190
228	26	85	143	202
240	26	89	151	214



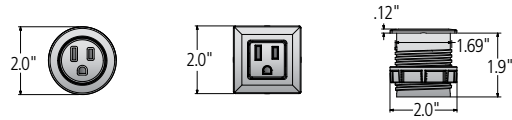
TABLE TOP POWER OPTION: POWER SPEC AND USB SPEC

This compact unit allows for the addition of power or data to a work surface in a discreet way. Available in round or square shapes, and multiple finish options.

Power Spec

- Spill-proof power simplex
- Compact design
- 1-3/4" cutout for installation
- UL Listed

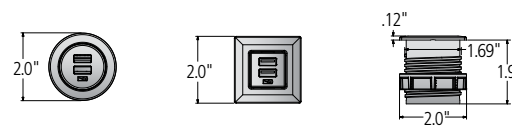
Power Spec



USB Spec

- Used to charge devices or transfer data
- Compact design
- Offered with USB-A+C
- 1-3/4" cutout
- UL Listed

USB Spec





UNDER SURFACE POWER OPTION: LOW PROFILE PERIMETER POWER

LOW PROFILE PERIMETER POWER

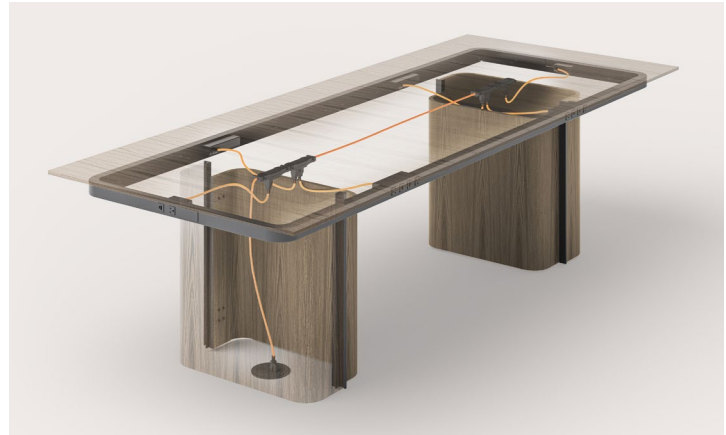
Discreetly incorporated into the underside of the table, Low Profile Perimeter Power units provide convenient yet covert access to power and AV connectivity (at the ends of the table) while leaving the table surface uninterrupted. The quantity of the power units per table is determined based on the size and shape of the table. The configuration of the power units on the long side of the tables is 2 simplex/ 2 USB A+C and 1 simplex/ 1 USB A+C/ 2 Modular AV Inserts/Plates on the ends of the table.

The Low Profile Perimeter Power unit is set into the bottom side of the table and is in a metal apron. The metal apron finish is specifiable.


When Low Profile Perimeter Power is specified, Flow tables include a modular electrical system within the base of the table, allowing for a single point of connection to the building power. This connection can be either hardwired or corded (which requires a 20-amp power outlet in the floor monument), both of which are included with the table.

Low Profile Perimeter Power is not available on:

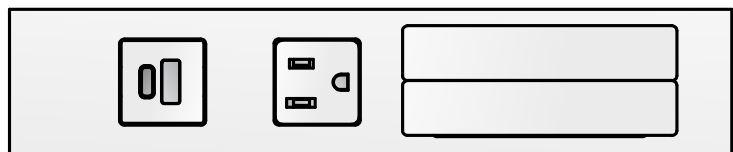
- Flow XT tables with Power Island
- Flow tables with four post base
- Sightline tables with a panel or hoop base



Low Profile Perimeter Power Dashboard - Long Sides of Table



Low Profile Perimeter Power Dashboard - Ends of Table



LOW PROFILE PERIMETER POWER UNITS PER TABLE SIZE

The quantity of Low Profile Perimeter Power units per table is determined based on the size of the table.

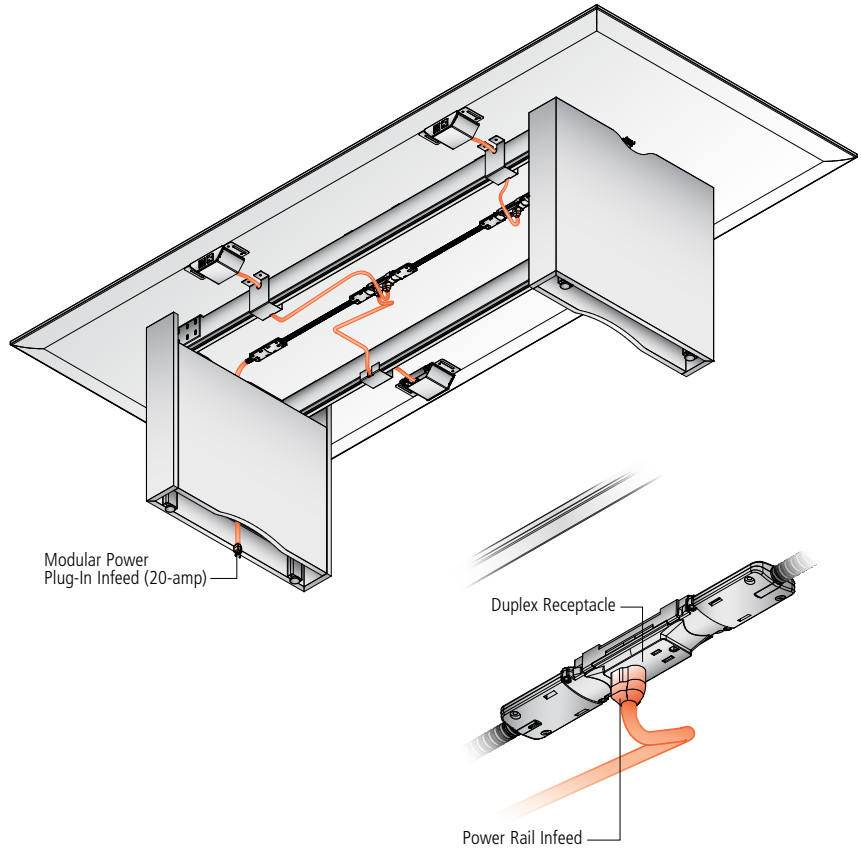
TABLE SIZE	SEATING CAPACITY	LOW PROFILE PERIMETER POWER PER TABLE	LOW PROFILE PERIMETER POWER PER LONG SIDE	LOW PROFILE PERIMETER POWER PER END	TOTAL # OF SIMPLEX	TOTAL # OF USB-A+C PORTS	TOTAL # OF MODULAR AV INSERTS/PLATES
48-56 Round	4	2	1 per side	0 per end	3	3	2
60+ Round	6+	4	1 per side	1 per end	7	7	2
72-78	6	6	2 per side	1 per end	10	10	4
84-102	8	6	2 per side	1 per end	10	10	4
108-132	10-12	6	2 per side	1 per end	10	10	4
144-156	12-14	8	3 per side	1 per end	14	14	4
168-180	16	10	4 per side	1 per end	18	18	4
192-204	18	10	4 per side	1 per end	18	18	4
216-240	20	10	4 per side	1 per end	18	18	4



UNDER SURFACE POWER OPTION: POWER RAIL

This low-profile option addresses the need for power & data connectivity just below the table top. This is an ideal choice for those who desire a visually uninterrupted table top and appreciate the inherent flexibility of the Power Rail to be removed at a later date as they transition to a truly wireless environment.

Held in place with screws, Power Rail units can be placed anywhere along the perimeter of the table. This flexible mounting design allows for additional units to be added as necessary, or to be removed when no longer needed.




Power Rails are available in three configurations:


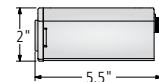
- Two simplex receptacles (UL Listed)
- One simplex receptacle and one powered USB-A+C connector (UL Listed)
- Two single space A/V faceplate designed for use with Modular AV Inserts/Plates

When Power Rails are specified on a Flow table, a direct plug-in infeed or hardwired option is available. The direct plug-in infeed option has a single circuit electrical system and the hardwire option requires a two-circuit electrical system. Maximum of 12 Power Rails per table

Front Elevation



Side Elevation

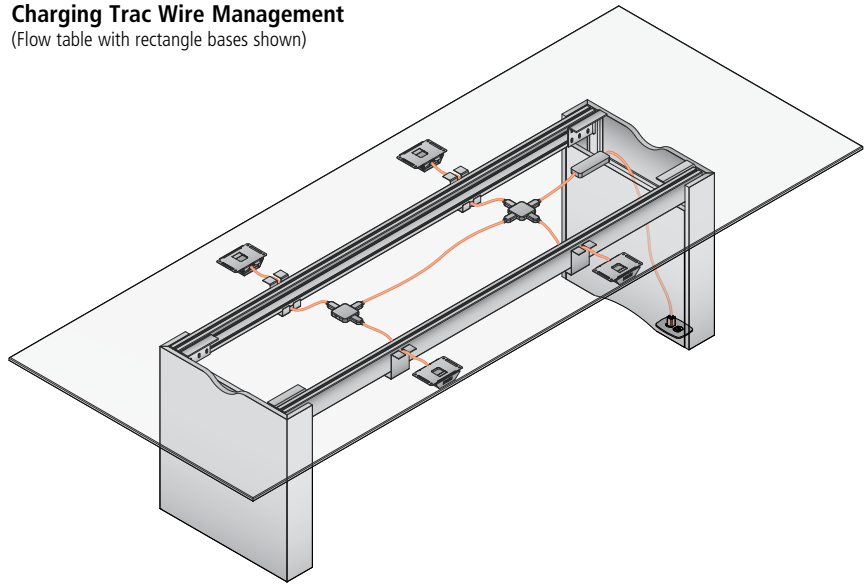




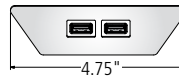
UNDER SURFACE POWER OPTION: CHARGING TRAC

Charging Trac is a low voltage, under surface power system with 2 USB ports per unit. It's modular configuration provides a customizable solution. Offered in a 2 or 4 unit kit of parts with a plug-in infeed. USB-A compatible.

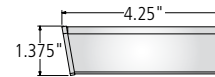
Charging Trac Wire Management (Flow table with rectangle bases shown)



Front Elevation



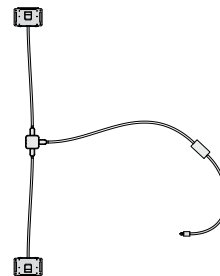
Side Elevation



Two-Unit Configuration includes:

- 2 Brackets, each bracket offers 2 USB-A ports
- 1 Puck
- 1 Plug-in infeed

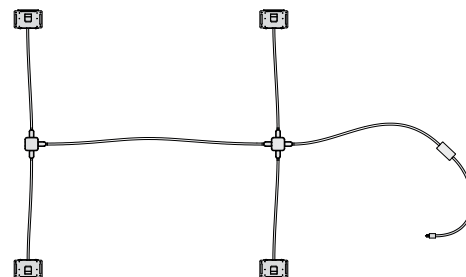
Two-Unit Configuration



Four-Unit Configuration includes:

- 4 Brackets, each bracket offers 2 USB-A ports
- 2 Pucks
- Jumpers
- 1 Plug-in infeed

Four-Unit Configuration





FREESTANDING POWER OPTION: TECH ZONE

TECH ZONE

Simple, easy to use and portable, this freestanding table top power option allows you to easily charge all of your devices.

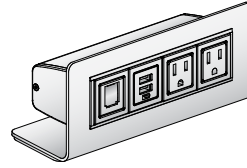
Available in two configurations with a variety of power and data connectivity options. Includes a 72"-long plug-in infeed cord.

ZONE-USB-C

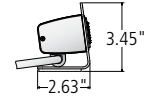
Includes two simplex receptacles, one data port and one charging USB-A+C charging port

ZONE-DATA

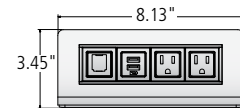
Includes two simplex receptacles and two open data ports



Tech Zone - Side View



ZONE-USB-C



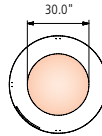
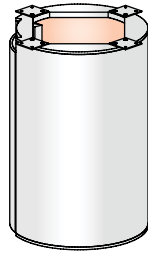
ZONE-DATA



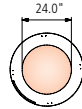


WIRE MANAGEMENT OPENINGS

Cylinder Base



84" Diameter Tops



72" Diameter Tops



66" Diameter Tops



60" Diameter Tops

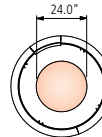
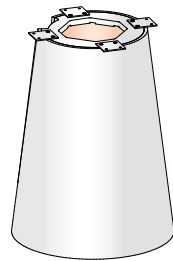


54" Diameter Tops

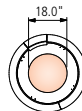


36", 42" & 48" Diameter Tops

Cone Base



84" Diameter Tops



72" Diameter Tops



66" Diameter Tops



60" Diameter Tops



54" Diameter Tops

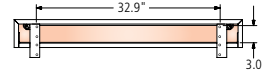
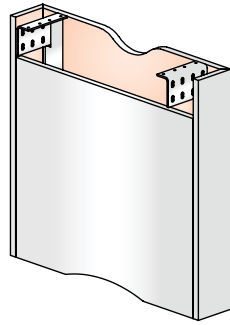


36", 42" & 48" Diameter Tops

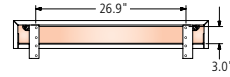


WIRE MANAGEMENT OPENINGS

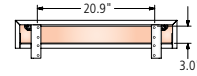
Rectangle Base (all table materials, except Stone)



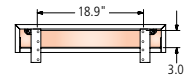
Rectangle & Boat - 72" Wide Tops
Sight Line - 76" & 78" Wide Ends



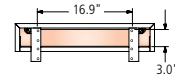
Rectangle - 66" Wide Tops
Sight Line - 70" & 72" Wide Ends



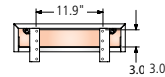
Rectangle & Boat - 60" Wide Tops
Sight Line - 66" & 68" Wide Ends



Rectangle & Boat - 54" Wide Tops
Sight Line - 60" Wide Ends

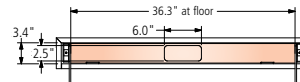
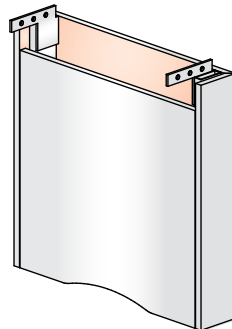


Rectangle - 42" & 48" Wide Tops
Boat - 40", 44", 48" & 50" Wide Tops
Sight Line - All Narrow Ends and
54", 56" and 58" Wide Ends

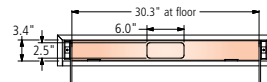


Rectangle - 36" Wide Tops

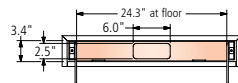
Rectangle Base (Stone tables only)



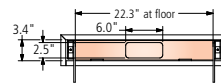
Boat - 72" Wide Tops
Sight Line - 76" & 78" Wide Ends



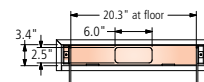
Sight Line - 70" & 72" Wide Ends



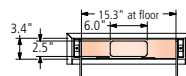
Rectangle & Boat - 60" Wide Tops
Sight Line - 66" & 68" Wide Ends



Rectangle & Boat - 54" Wide Tops
Sight Line - 60" Wide Ends



Rectangle - 42" & 48" Wide Tops
Boat - 40", 44", 48" & 50" Wide Tops
Sight Line - All Narrow Ends and
54", 56" and 58" Wide Ends

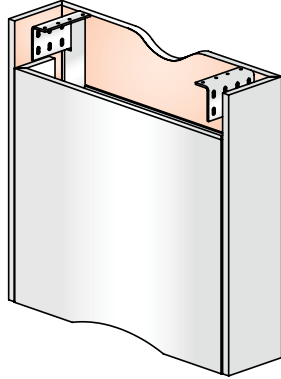


Rectangle - 36" Wide Tops

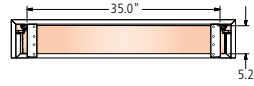
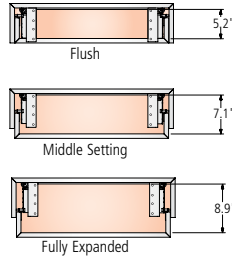


WIRE MANAGEMENT OPENINGS

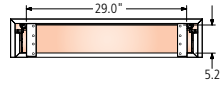
Expandable Rectangle Base - End



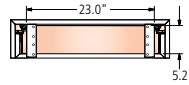
Expandable Rectangle End Bases feature an adjustable inside panel that can be set at one of three positions as shown below.



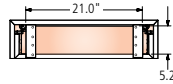
Rectangle & Boat - 72" Wide Tops
Sight Line - 76" & 78" Wide Ends



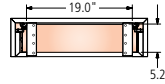
Rectangle - 66" Wide Tops
Sight Line - 70" & 72" Wide Ends



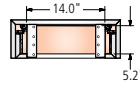
Rectangle & Boat - 60" Wide Tops
Sight Line - 66" & 68" Wide Ends



Rectangle & Boat - 54" Wide Tops
Sight Line - 60" Wide Ends

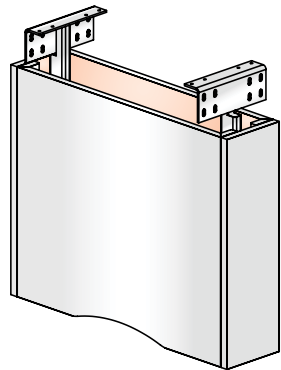


Rectangle - 42" & 48" Wide Tops
Boat - 40", 44", 48" & 50" Wide Tops
Sight Line - All Narrow Ends and
54", 56" and 58" Wide Ends

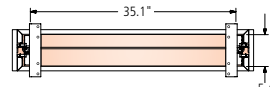
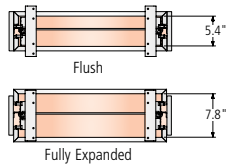


Rectangle - 36" Wide Tops

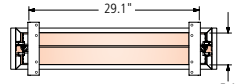
Expandable Rectangle Base - Center



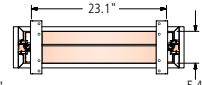
Expandable Rectangle Center Bases feature adjustable panels that can be set at one of two positions as shown below.



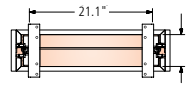
Rectangle & Boat - 72" Wide Tops
Sight Line - 76" & 78" Wide Ends



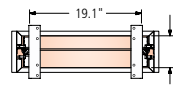
Rectangle - 66" Wide Tops
Sight Line - 70" & 72" Wide Ends



Rectangle & Boat - 60" Wide Tops
Sight Line - 66" & 68" Wide Ends



Rectangle & Boat - 54" Wide Tops
Sight Line - 60" Wide Ends

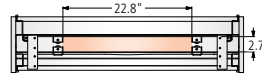
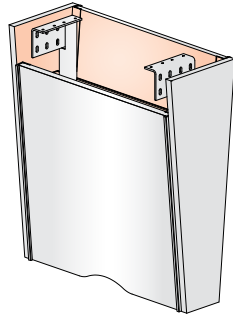


Rectangle - 42" & 48" Wide Tops
Boat - 40", 44", 48" & 50" Wide Tops
Sight Line - All Narrow Ends and
54", 56" and 58" Wide Ends

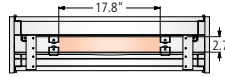


WIRE MANAGEMENT OPENINGS

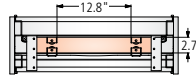
Tapered Base (all table materials, except Stone)



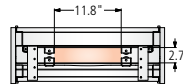
Rectangle & Boat - 72" Wide Tops
Sight Line - 76" & 78" Wide Ends



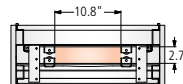
Rectangle - 66" Wide Tops
Sight Line - 70" & 72" Wide Ends



Rectangle & Boat - 60" Wide Tops
Sight Line - 66" & 68" Wide Ends

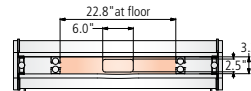
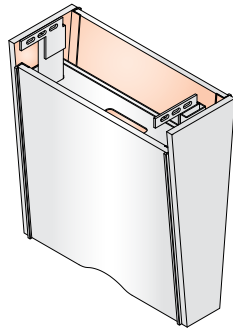


Rectangle & Boat - 54" Wide Tops
Sight Line - 60" Wide Ends

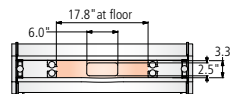


Rectangle - 48" Wide Tops
Boat - 44", 48" & 50" Wide Tops
Sight Line - All Narrow Ends and
54", 56" and 58" Wide Ends

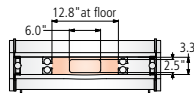
Tapered Base (Stone tables only)



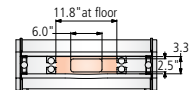
Rectangle & Boat - 72" Wide Tops
Sight Line - 76" & 78" Wide Ends



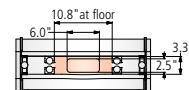
Rectangle - 66" Wide Tops
Sight Line - 70" & 72" Wide Ends



Rectangle & Boat - 60" Wide Tops
Sight Line - 66" & 68" Wide Ends



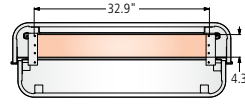
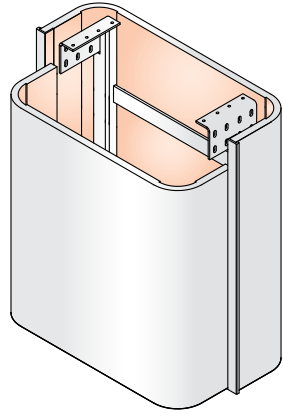
Rectangle & Boat - 54" Wide Tops
Sight Line - 60" Wide Ends



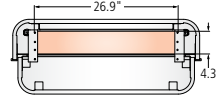
Rectangle - 48" Wide Tops
Boat - 44", 48" & 50" Wide Tops
Sight Line - All Narrow Ends and
54", 56" and 58" Wide Ends

WIRE MANAGEMENT OPENINGS

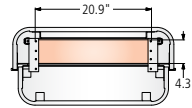
Rounded Rectangle Base - End (all table materials, except Stone)



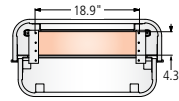
Rectangle & Boat - 72" Wide Tops
Sight Line - 76" & 78" Wide Ends



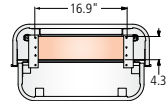
Rectangle - 66" Wide Tops
Sight Line - 70" & 72" Wide Ends



Rectangle & Boat - 60" Wide Tops
Sight Line - 66" & 68" Wide Ends

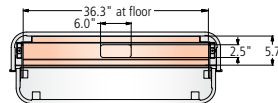
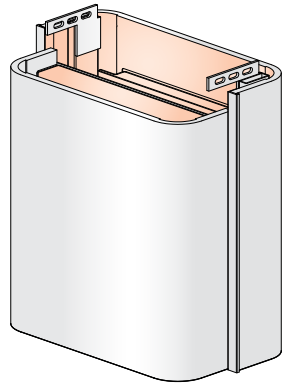


Rectangle & Boat - 54" Wide Tops
Sight Line - 60" Wide Ends

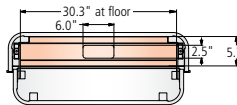


Rectangle - 48" Wide Tops
Boat - 44", 48" & 50" Wide Tops
Sight Line - All Narrow Ends and
54", 56" and 58" Wide Ends

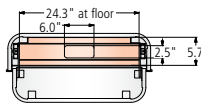
Rounded Rectangle Base - End (Stone tables only)



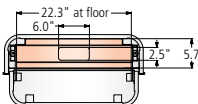
Rectangle & Boat - 72" Wide Tops
Sight Line - 76" & 78" Wide Ends



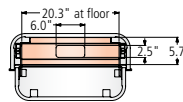
Rectangle - 66" Wide Tops
Sight Line - 70" & 72" Wide Ends



Rectangle & Boat - 60" Wide Tops
Sight Line - 66" & 68" Wide Ends



Rectangle & Boat - 54" Wide Tops
Sight Line - 60" Wide Ends

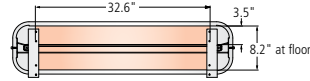
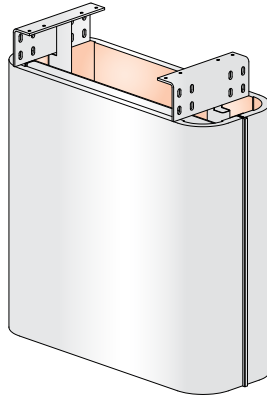


Rectangle - 48" Wide Tops
Boat - 44", 48" & 50" Wide Tops
Sight Line - All Narrow Ends and
54", 56" and 58" Wide Ends

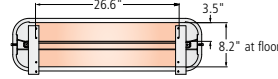


WIRE MANAGEMENT OPENINGS

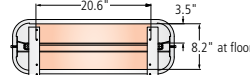
Rounded Rectangle Base - Center (all table materials, except Stone)



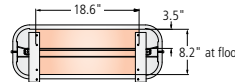
Rectangle & Boat - 72" Wide Tops
Sight Line - 76" & 78" Wide Ends



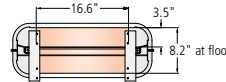
Rectangle - 66" Wide Tops
Sight Line - 70" & 72" Wide Ends



Rectangle & Boat - 60" Wide Tops
Sight Line - 66" & 68" Wide Ends

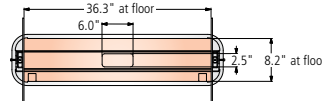
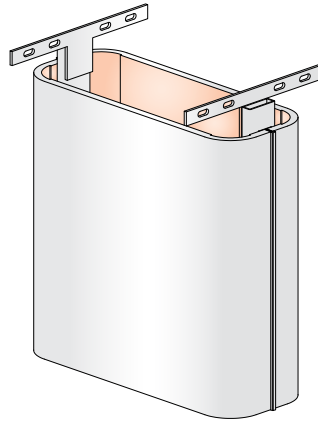


Rectangle & Boat - 54" Wide Tops
Sight Line - 60" Wide Ends

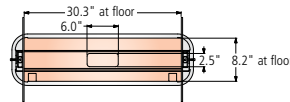


Rectangle - 48" Wide Tops
Boat - 44", 48" & 50" Wide Tops
Sight Line - All Narrow Ends and
54", 56" and 58" Wide Ends

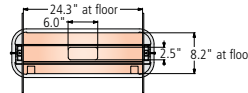
Rounded Rectangle Base - Center (Stone tables only)



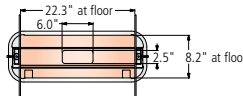
Rectangle & Boat - 72" Wide Tops
Sight Line - 76" & 78" Wide Ends



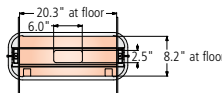
Rectangle - 66" Wide Tops
Sight Line - 70" & 72" Wide Ends



Rectangle & Boat - 60" Wide Tops
Sight Line - 66" & 68" Wide Ends



Rectangle & Boat - 54" Wide Tops
Sight Line - 60" Wide Ends

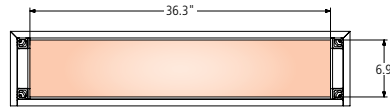
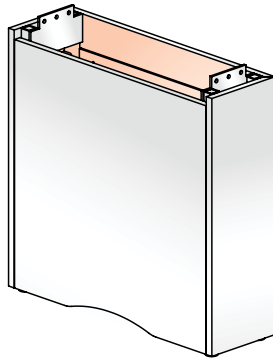


Rectangle - 48" Wide Tops
Boat - 44", 48" & 50" Wide Tops
Sight Line - All Narrow Ends and
54", 56" and 58" Wide Ends

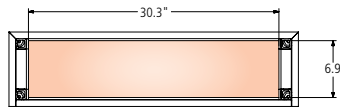


WIRE MANAGEMENT OPENINGS

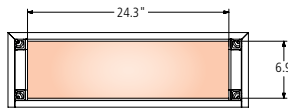
Column Base - End and Center Bases (Available on stone top tables only)



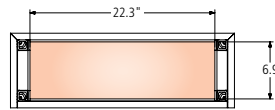
Boat - 72" Wide Tops
Sight Line - 76" & 78" Wide Ends



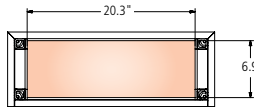
Sight Line - 70" & 72" Wide Ends



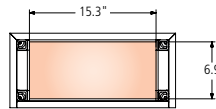
Rectangle & Boat - 60" Wide Tops
Sight Line - 66" & 68" Wide Ends



Rectangle & Boat - 54" Wide Tops
Sight Line - 60" Wide Ends



Rectangle - 42" & 48" Wide Tops
Boat - 40", 44", 48" & 50" Wide Tops
Sight Line - All Narrow Ends and
54", 56" and 58" Wide Ends

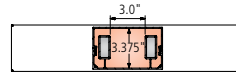


Rectangle - 36" Wide Tops



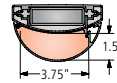
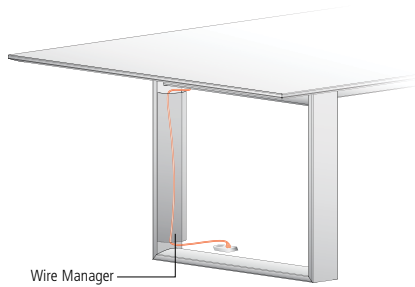
WIRE MANAGEMENT OPENINGS

T-Base



T-Base wire management opening is the same for all Rectangle, Boat & Sight Line tables, regardless of top size

Hoop Base with Wire Manager

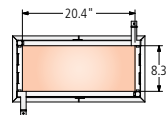
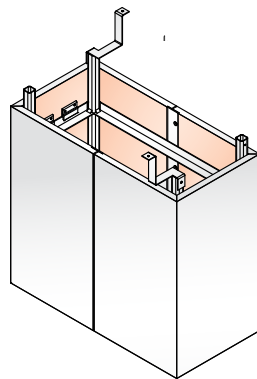


Hoop Base Wire Manager dimensions are the same for all Rectangle, Boat & Sight Line tables, regardless of top size.

Wire Manager attaches to inside of Hoop Base.

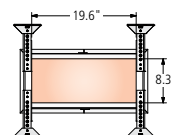
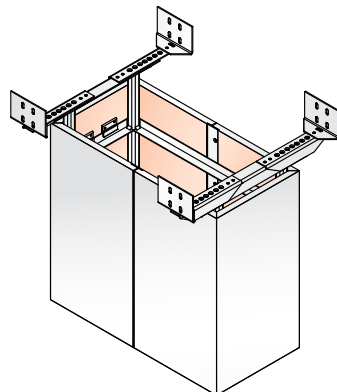
One wire manager included with the Hoop Base table (regardless of table size).

Four Post Base, T-Base and Hoop Base (Non-Structural Support Center Column)



All Tables Up to 144"

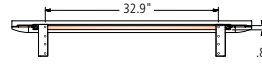
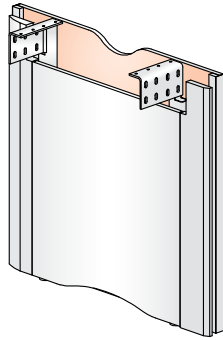
Four Post Base, T-Base and Hoop Base (Structural Support Center Column)



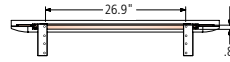
Tables 156" and Larger

WIRE MANAGEMENT OPENINGS

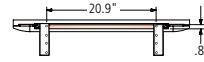
Panel Base - End



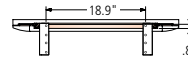
Rectangle & Boat - 72" Wide Tops
Sight Line - 76" & 78" Wide Ends



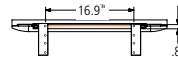
Rectangle - 66" Wide Tops
Sight Line - 70" & 72" Wide Ends



Rectangle & Boat - 60" Wide Tops
Sight Line - 66" & 68" Wide Ends

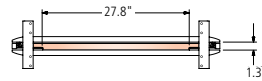
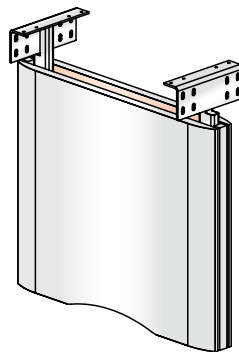


Rectangle & Boat - 54" Wide Tops
Sight Line - 60" Wide Ends

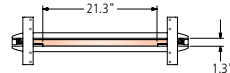


Rectangle - 42" & 48" Wide Tops
Boat - 40", 44", 48" & 50" Wide Tops
Sight Line - All Narrow Ends and
54", 56" and 58" Wide Ends

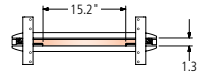
Panel Base - Center



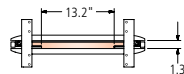
Rectangle & Boat - 72" Wide Tops
Sight Line - 76" & 78" Wide Ends



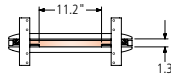
Rectangle - 66" Wide Tops
Sight Line - 70" & 72" Wide Ends



Rectangle & Boat - 60" Wide Tops
Sight Line - 66" & 68" Wide Ends



Rectangle & Boat - 54" Wide Tops
Sight Line - 60" Wide Ends

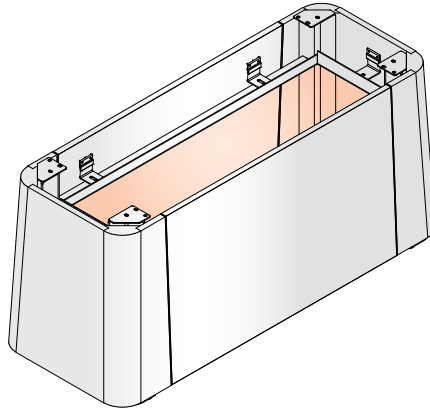


Rectangle - 48" Wide Tops
Boat - 40", 44", 48" & 50" Wide Tops
Sight Line - All Narrow Ends and
54", 56" and 58" Wide Ends

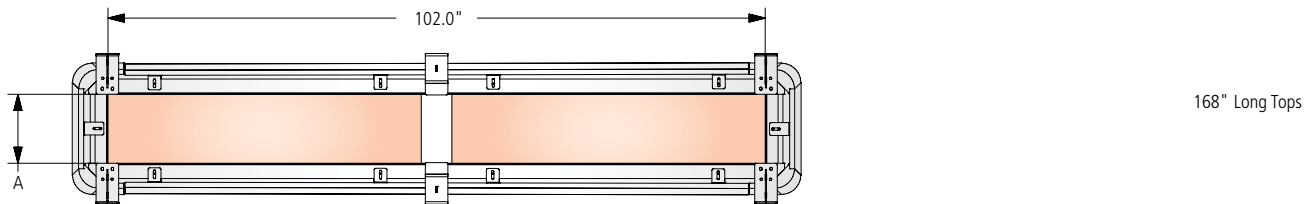
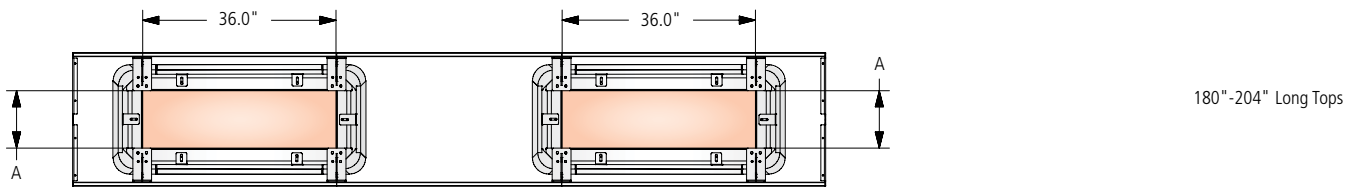
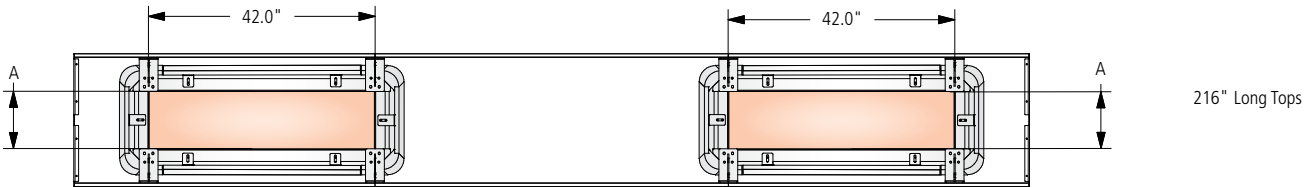
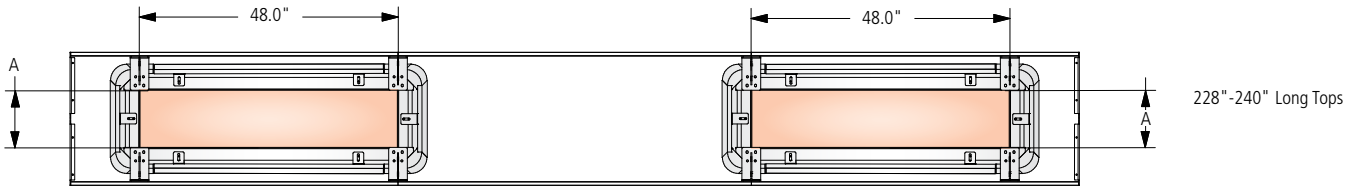


WIRE MANAGEMENT OPENINGS

Island Base



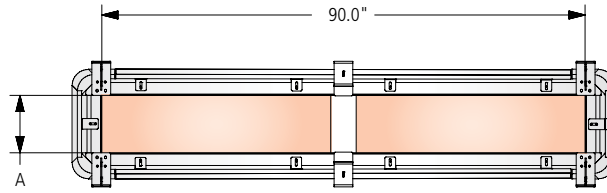
Top Width	A
54	10.7
60	14.2
66	16.2
72	22.2



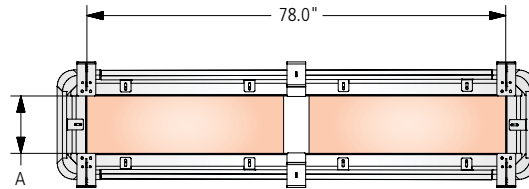


WIRE MANAGEMENT OPENINGS

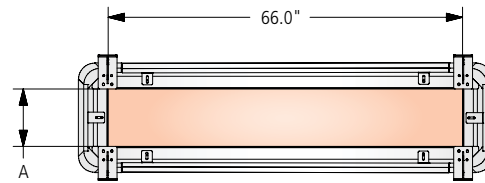
Island Base



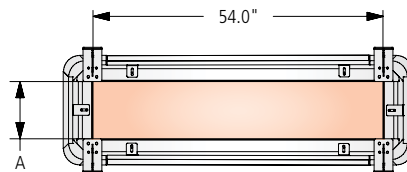
156" Long Tops



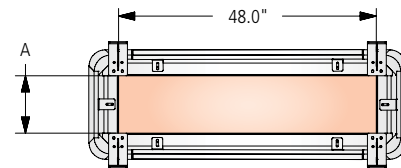
144" Long Tops



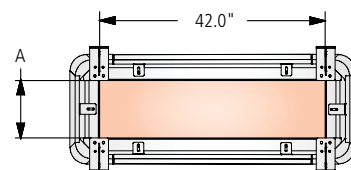
132" Long Tops



120" Long Tops



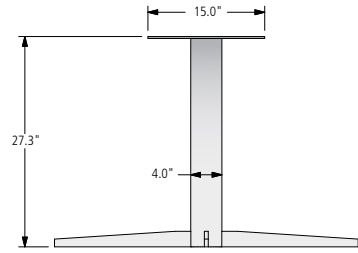
114" Long Tops



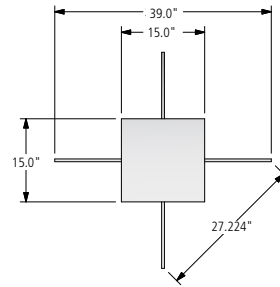
108" Long Tops

BASE DIMENSIONS

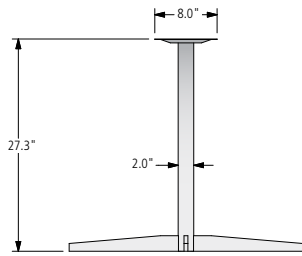
Metal X-Base



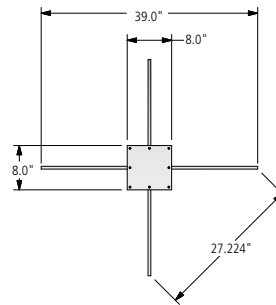
60" Diameter Tops



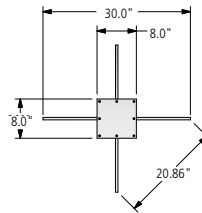
60" Diameter Tops



36", 42", 48" & 54" Diameter Tops



48" & 54" Diameter Tops

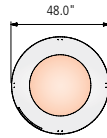
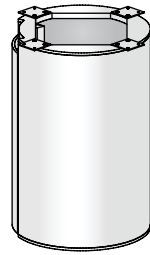


36" & 42" Diameter Tops

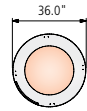


BASE DIMENSIONS

Cylinder Base



84" Diameter Tops



72" Diameter Tops



66" Diameter Tops



60" Diameter Tops



54" Diameter Tops

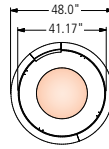
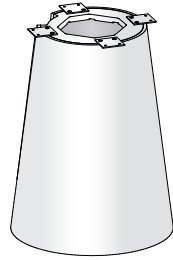


36", 42" & 48" Diameter Tops

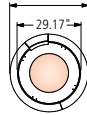


BASE DIMENSIONS

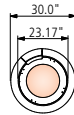
Cone Base



84" Diameter Tops



72" Diameter Tops



66" Diameter Tops



60" Diameter Tops



54" Diameter Tops

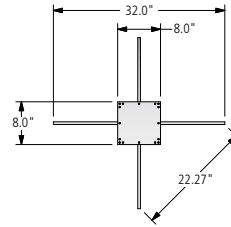
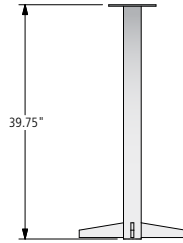


36", 42" & 48" Diameter Tops

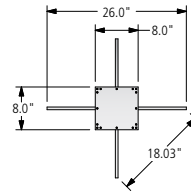


BASE DIMENSIONS

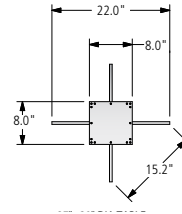
Café Height Base



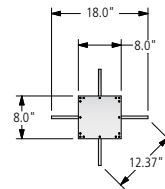
39" & 42" Diameter Tops



33" & 36" Diameter Tops



27" & 30" Diameter Tops

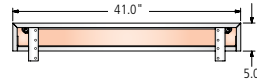
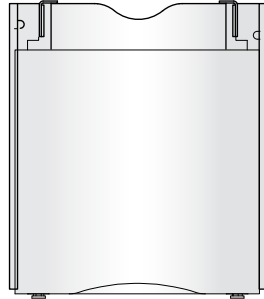


24" Diameter Tops

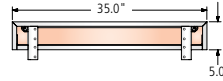


BASE DIMENSIONS

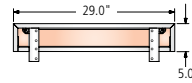
Rectangle Base (All top materials except Stone)



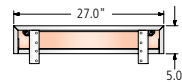
Rectangle & Boat - 72" Wide Tops
Sight Line - 76" & 78" Wide Ends



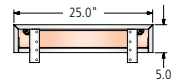
Rectangle - 66" Wide Tops
Sight Line - 70" & 72" Wide Ends



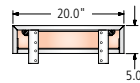
Rectangle & Boat - 60" Wide Tops
Sight Line - 66" & 68" Wide Ends



Rectangle & Boat - 54" Wide Tops
Sight Line - 60" Wide Ends

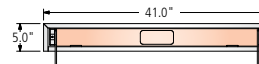
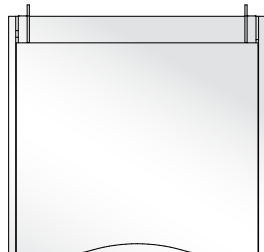


Rectangle - 42" & 48" Wide Tops
Boat - 40", 44", 48" & 50" Wide Tops
Sight Line - All Narrow Ends and
54", 56" and 58" Wide Ends

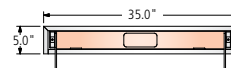


Rectangle - 36" Wide Tops

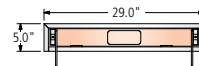
Rectangle Base (Stone tables only)



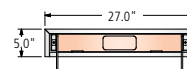
Boat - 72" Wide Tops
Sight Line - 76" & 78" Wide Ends



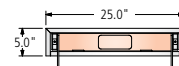
Sight Line - 70" & 72" Wide Ends



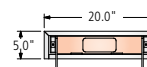
Rectangle & Boat - 60" Wide Tops
Sight Line - 66" & 68" Wide Ends



Rectangle & Boat - 54" Wide Tops
Sight Line - 60" Wide Ends



Rectangle - 42" & 48" Wide Tops
Boat - 40", 44", 48" & 50" Wide Tops
Sight Line - All Narrow Ends and
54", 56" and 58" Wide Ends

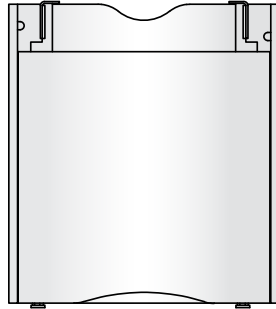


Rectangle - 36" Wide Tops

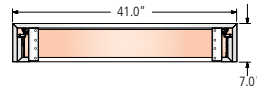
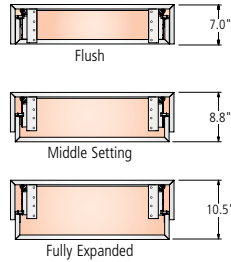


BASE DIMENSIONS

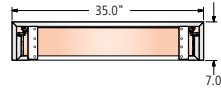
Expandable Rectangle Base - End



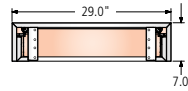
Expandable Rectangle End Bases feature an adjustable inside panel that can be set at one of three positions as shown below.



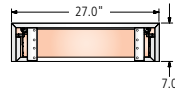
Rectangle & Boat - 72" Wide Tops
Sight Line - 76" & 78" Wide Ends



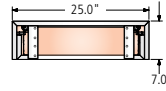
Rectangle - 66" Wide Tops
Sight Line - 70" & 72" Wide Ends



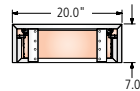
Rectangle & Boat - 60" Wide Tops
Sight Line - 66" & 68" Wide Ends



Rectangle & Boat - 54" Wide Tops
Sight Line - 60" Wide Ends

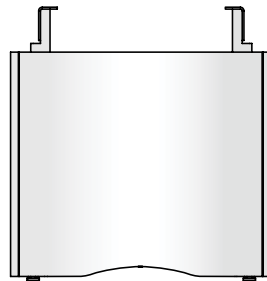


Rectangle - 42" & 48" Wide Tops
Boat - 40", 44", 48" & 50" Wide Tops
Sight Line - All Narrow Ends and
54", 56" and 58" Wide Ends

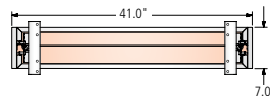
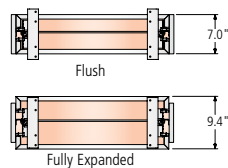


Rectangle - 36" Wide Tops

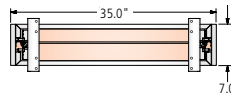
Expandable Rectangle Base - Center



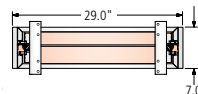
Expandable Rectangle Center Bases feature adjustable panels that can be set at one of two positions as shown below.



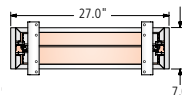
Rectangle & Boat - 72" Wide Tops
Sight Line - 76" & 78" Wide Ends



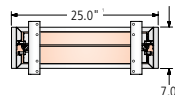
Rectangle - 66" Wide Tops
Sight Line - 70" & 72" Wide Ends



Rectangle & Boat - 60" Wide Tops
Sight Line - 66" & 68" Wide Ends



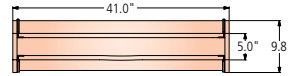
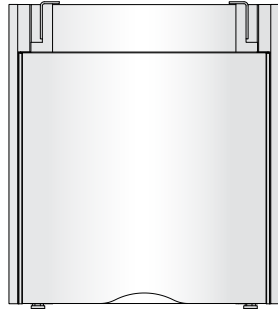
Rectangle & Boat - 54" Wide Tops
Sight Line - 60" Wide Ends



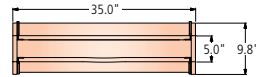
Rectangle - 42" & 48" Wide Tops
Boat - 40", 44", 48" & 50" Wide Tops
Sight Line - All Narrow Ends and
54", 56" and 58" Wide Ends

BASE DIMENSIONS

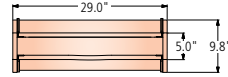
Tapered Base (all table materials, except Stone)



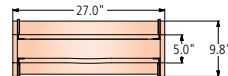
Rectangle & Boat - 72" Wide Tops
Sight Line - 76" & 78" Wide Ends



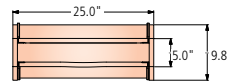
Rectangle - 66" Wide Tops
Sight Line - 70" & 72" Wide Ends



Rectangle & Boat - 60" Wide Tops
Sight Line - 66" & 68" Wide Ends

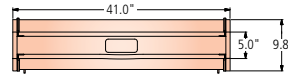



Rectangle & Boat - 54" Wide Tops
Sight Line - 60" Wide Ends

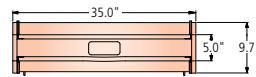


Rectangle - 48" Wide Tops
Boat - 44", 48" & 50" Wide Tops
Sight Line - All Narrow Ends and
54", 56" and 58" Wide Ends

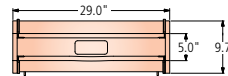
Tapered Base (Stone tables only)



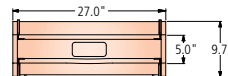
Boat - 72" Wide Tops
Sight Line - 76" & 78" Wide Ends



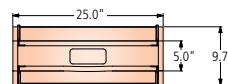
Sight Line - 70" & 72" Wide Ends



Rectangle & Boat - 60" Wide Tops
Sight Line - 66" & 68" Wide Ends



Rectangle & Boat - 54" Wide Tops
Sight Line - 60" Wide Ends

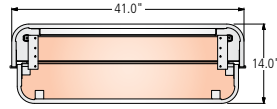
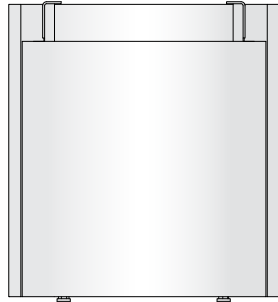


Rectangle - 48" Wide Tops
Boat - 44", 48" & 50" Wide Tops
Sight Line - All Narrow Ends and
54", 56" and 58" Wide Ends

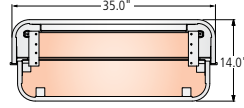


BASE DIMENSIONS

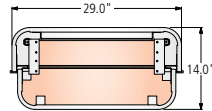
Rounded Rectangle Base - End (all table materials, except Stone)



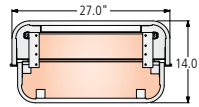
Rectangle & Boat - 72" Wide Tops
Sight Line - 76" & 78" Wide Ends



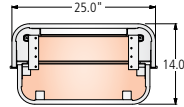
Rectangle - 66" Wide Tops
Sight Line - 70" & 72" Wide Ends



Rectangle & Boat - 60" Wide Tops
Sight Line - 66" & 68" Wide Ends

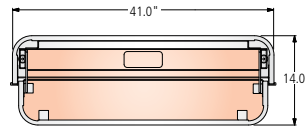
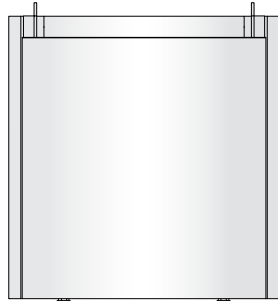


Rectangle & Boat - 54" Wide Tops
Sight Line - 60" Wide Ends

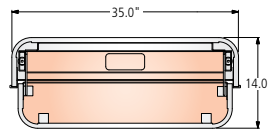


Rectangle - 48" Wide Tops
Boat - 44", 48" & 50" Wide Tops
Sight Line - All Narrow Ends and
54", 56" and 58" Wide Ends

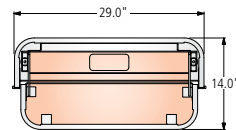
Rounded Rectangle Base - End (Stone tables only)



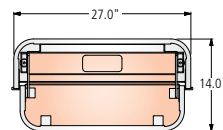
Boat - 72" Wide Tops
Sight Line - 76" & 78" Wide Ends



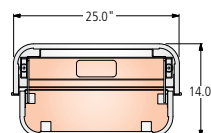
Sight Line - 70" & 72" Wide Ends



Rectangle & Boat - 60" Wide Tops
Sight Line - 66" & 68" Wide Ends



Rectangle & Boat - 54" Wide Tops
Sight Line - 60" Wide Ends

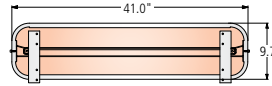
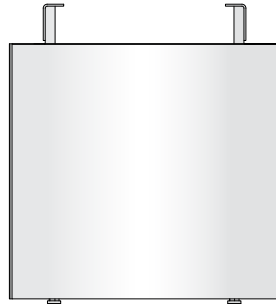


Rectangle - 48" Wide Tops
Boat - 44", 48" & 50" Wide Tops
Sight Line - All Narrow Ends and
54", 56" and 58" Wide Ends

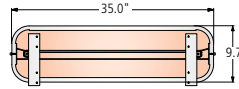


BASE DIMENSIONS

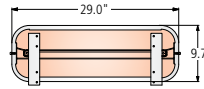
Rounded Rectangle Base - Center (all table materials, except Stone)



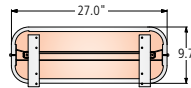
Rectangle & Boat - 72" Wide Tops
Sight Line - 76" & 78" Wide Ends



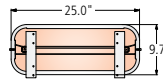
Rectangle - 66" Wide Tops
Sight Line - 70" & 72" Wide Ends



Rectangle & Boat - 60" Wide Tops
Sight Line - 66" & 68" Wide Ends

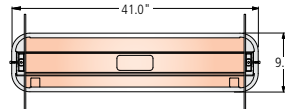
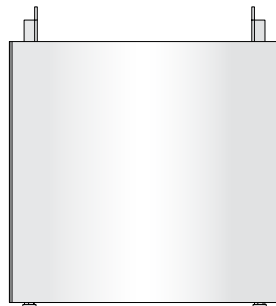


Rectangle & Boat - 54" Wide Tops
Sight Line - 60" Wide Ends

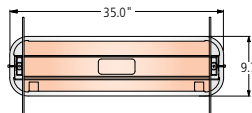


Rectangle - 48" Wide Tops
Boat - 44", 48" & 50" Wide Tops
Sight Line - All Narrow Ends and
54", 56" and 58" Wide Ends

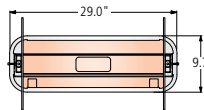
Rounded Rectangle Base - Center (Stone tables only)



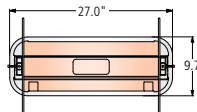
Boat - 72" Wide Tops
Sight Line - 76" & 78" Wide Ends



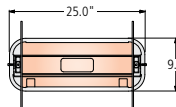
Sight Line - 70" & 72" Wide Ends



Rectangle & Boat - 60" Wide Tops
Sight Line - 66" & 68" Wide Ends



Rectangle & Boat - 54" Wide Tops
Sight Line - 60" Wide Ends

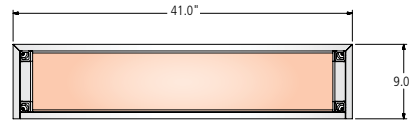
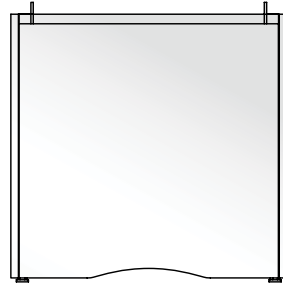


Rectangle - 48" Wide Tops
Boat - 44", 48" & 50" Wide Tops
Sight Line - All Narrow Ends and
54", 56" and 58" Wide Ends

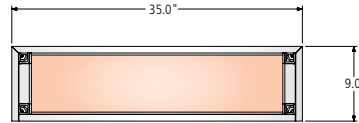


BASE DIMENSIONS

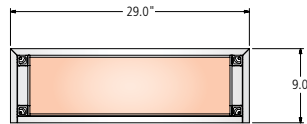
Column Base - End and Center Bases (Available on stone top tables only)



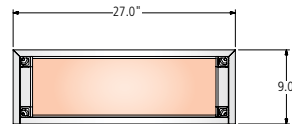
Boat - 72" Wide Tops
Sight Line - 76" & 78" Wide Ends



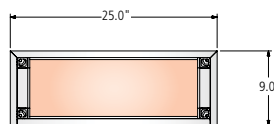
Sight Line - 70" & 72" Wide Ends



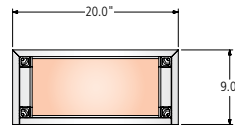
Rectangle & Boat - 60" Wide Tops
Sight Line - 66" & 68" Wide Ends



Rectangle & Boat - 54" Wide Tops
Sight Line - 60" Wide Ends

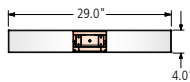
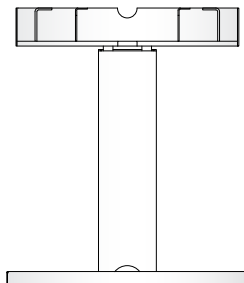


Rectangle - 42" & 48" Wide Tops
Boat - 40", 44", 48" & 50" Wide Tops
Sight Line - All Narrow Ends and
54", 56" and 58" Wide Ends

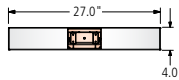


Rectangle - 36" Wide Tops

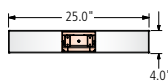
T-Base



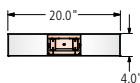
Rectangle & Boat - 60" Wide Tops
Sight Line - 66" & 68" Wide Ends



Rectangle & Boat - 54" Wide Tops
Sight Line - 60" Wide Ends



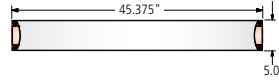
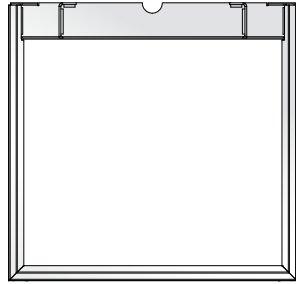
Rectangle - 42" & 48" Wide Tops
Boat - 40", 44", 48" & 50" Wide Tops
Sight Line - All Narrow Ends and
54", 56" and 58" Wide Ends



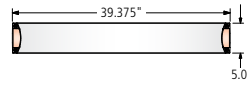
Rectangle - 36" Wide Tops

BASE DIMENSIONS

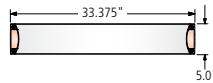
Hoop Base (All top materials except Stone)



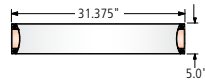
Rectangle & Boat - 72" Wide Tops
Sight Line - 76" & 78" Wide Ends



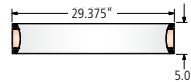
Rectangle - 66" Wide Tops
Sight Line - 70" & 72" Wide Ends



Rectangle & Boat - 60" Wide Tops
Sight Line - 66" & 68" Wide Ends

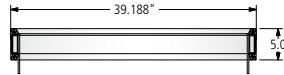



Rectangle & Boat - 54" Wide Tops
Sight Line - 60" Wide Ends

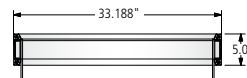


Rectangle - 48" Wide Tops
Boat - 40", 44", 48" & 50" Wide Tops
Sight Line - All Narrow Ends and
54", 56" and 58" Wide Ends

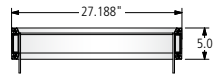
Hoop Base (Stone tables only)



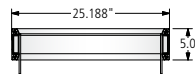
Boat - 72" Wide Tops
Sight Line - 76" & 78" Wide Ends



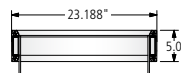
Sight Line - 70" & 72" Wide Ends



Rectangle & Boat - 60" Wide Tops
Sight Line - 66" & 68" Wide Ends



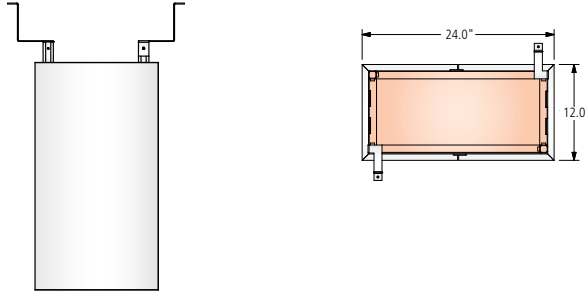
Rectangle & Boat - 54" Wide Tops
Sight Line - 60" Wide Ends



Rectangle - 48" Wide Tops
Boat - 40", 44", 48" & 50" Wide Tops
Sight Line - All Narrow Ends and
54", 56" and 58" Wide Ends

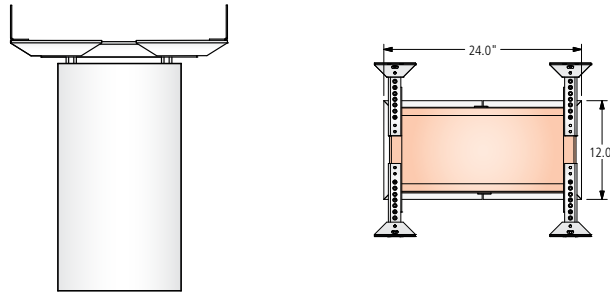
BASE DIMENSIONS

Four Post Base, T-Base and Hoop Base (Non-Structural Support Center Column)



All Tables Up to 144"

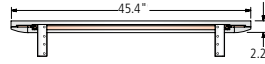
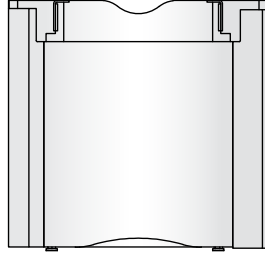
Four Post Base, T-Base and Hoop Base (Structural Support Center Column)



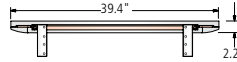
Tables 156" and Larger

BASE DIMENSIONS

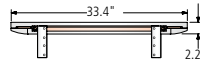
Panel Base - End



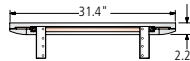
Rectangle & Boat - 72" Wide Tops
Sight Line - 76" & 78" Wide Ends



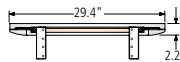
Rectangle - 66" Wide Tops
Sight Line - 70" & 72" Wide Ends



Rectangle & Boat - 60" Wide Tops
Sight Line - 66" & 68" Wide Ends

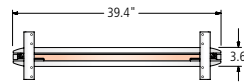
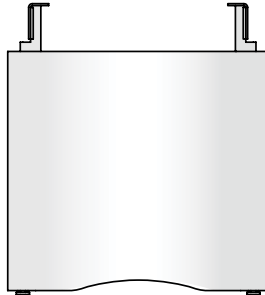


Rectangle & Boat - 54" Wide Tops
Sight Line - 60" Wide Ends

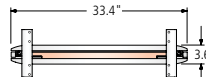


Rectangle - 42" & 48" Wide Tops
Boat - 40", 44", 48" & 50" Wide Tops
Sight Line - All Narrow Ends and
54", 56" and 58" Wide Ends

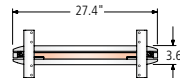
Panel Base - Center



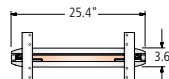
Rectangle & Boat - 72" Wide Tops
Sight Line - 76" & 78" Wide Ends



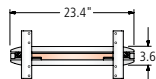
Rectangle - 66" Wide Tops
Sight Line - 70" & 72" Wide Ends



Rectangle & Boat - 60" Wide Tops
Sight Line - 66" & 68" Wide Ends



Rectangle & Boat - 54" Wide Tops
Sight Line - 60" Wide Ends

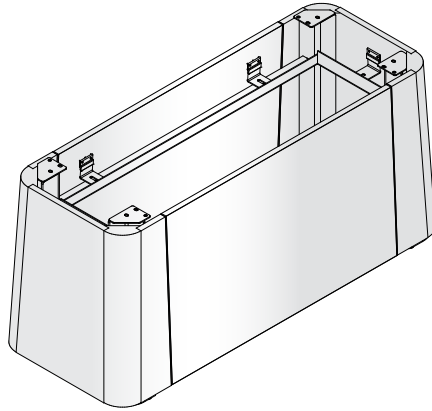


Rectangle - 48" Wide Tops
Boat - 40", 44", 48" & 50" Wide Tops
Sight Line - All Narrow Ends and
54", 56" and 58" Wide Ends

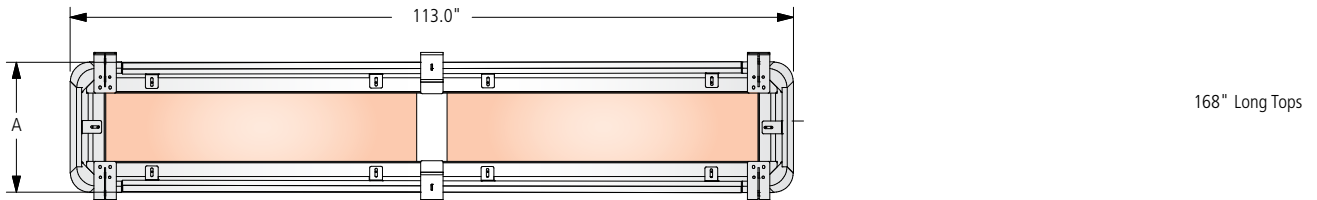
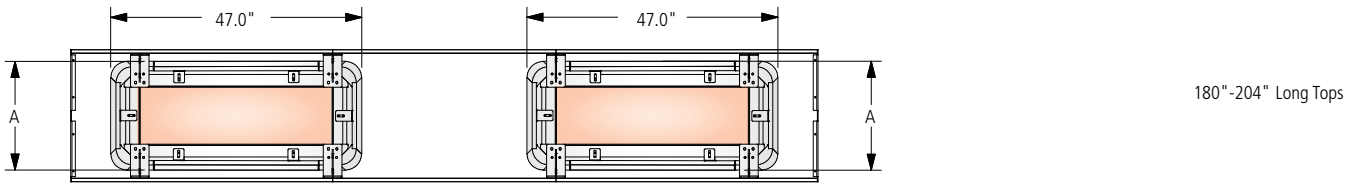
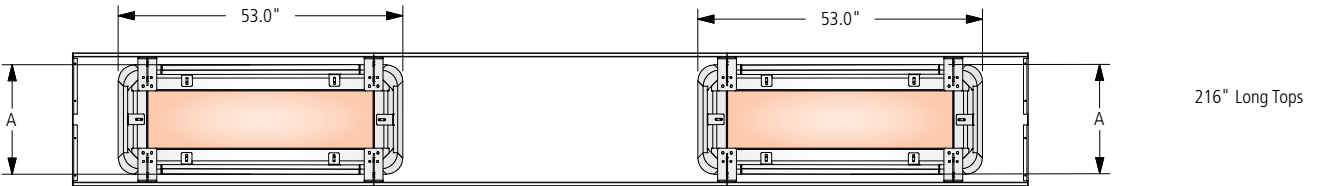
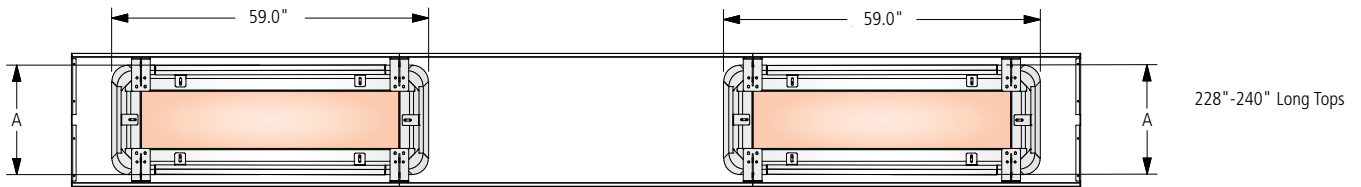


BASE DIMENSIONS

Island Base



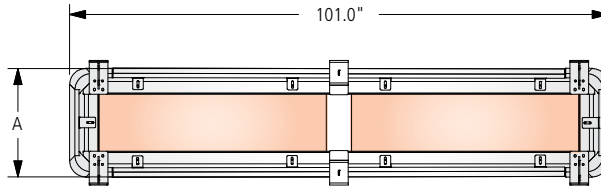
Top Width	A
54	20.5
60	24.0
66	26.0
72	32.2



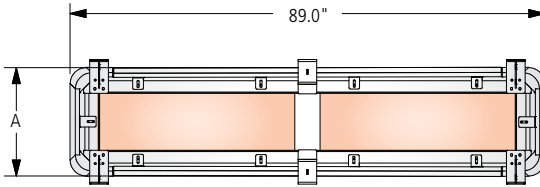


BASE DIMENSIONS

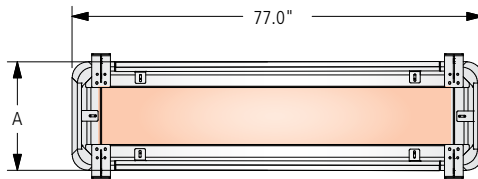
Island Base



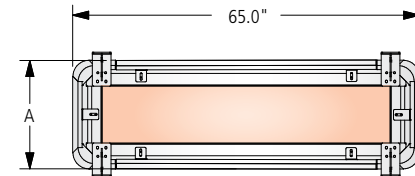
156" Wide Tops



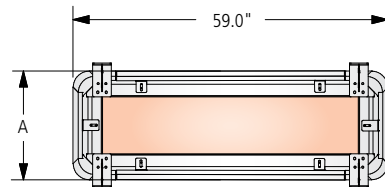
144" Wide Tops



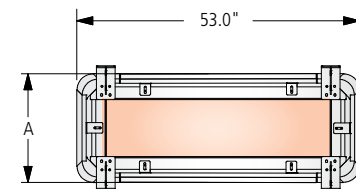
132" Wide Tops



120" Wide Tops

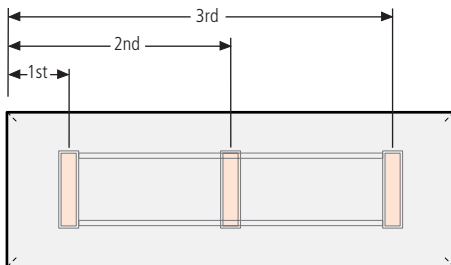
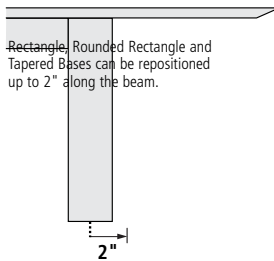
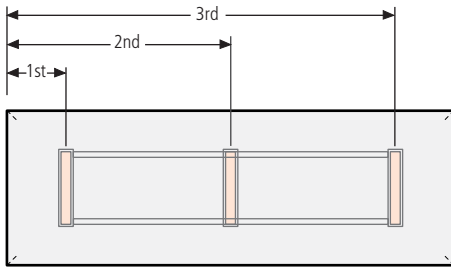
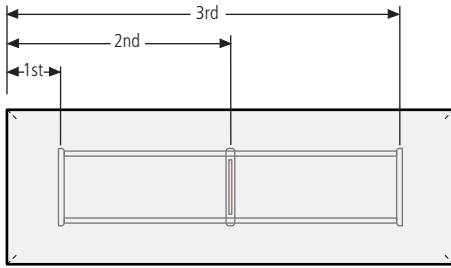


114" Wide Tops



108" Wide Tops

BASE LOCATIONS



PANEL BASE (ALL TABLE SHAPES)

Table Length	Center of 1st Base	Center of 2nd Base	Center of 3rd Base
72	-	-	-
78	-	-	-
84	19	65	-
90	19	71	-
96	19	77	-
102	19	83	-
108	19	89	-
114	19	95	-
120	19	101	-
132	19	113	-
144	19	125	-
156	19	78	137
168	19	84	149
180	19	90	161
192	19	96	173
204	19	102	185
216	19	108	197
228	19	114	209
240	19	120	221

*Panel Base will not fit over a floor core.

RECTANGLE AND TAPERED BASES (ALL TABLE SHAPES)

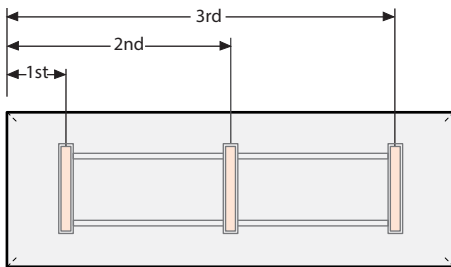
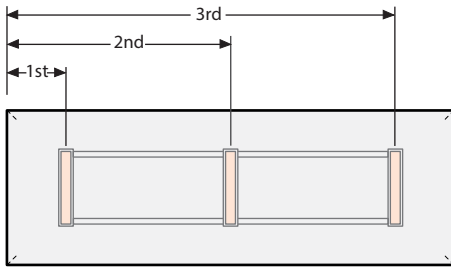
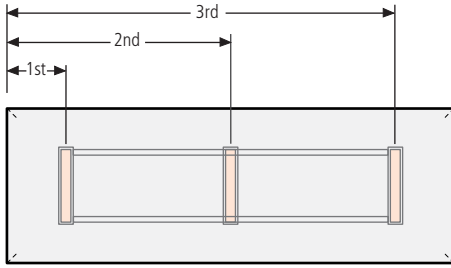
Table Length	Center of 1st Base	Center of 2nd Base	Center of 3rd Base
72	20.5	51.5	-
78	20.5	57.5	-
84	20.5	63.5	-
90	20.5	69.5	-
96	20.5	75.5	-
102	20.5	81.5	-
108	20.5	87.5	-
114	20.5	93.5	-
120	20.5	99.5	-
132	20.5	111.5	-
144	20.5	123.5	-
156	20.5	78	135.5
168	20.5	84	147.5
180	20.5	90	159.5
192	20.5	96	171.5
204	20.5	102	183.5
216	20.5	108	195.5
228	20.5	114	207.5
240	20.5	120	219.5

EXPANDABLE RECTANGLE BASE (CLOSED POSITION / ALL TABLE SHAPES)

Table Length	Center of 1st Base	Center of 2nd Base	Center of 3rd Base
72	21.5	50.5	-
78	21.5	56.5	-
84	21.5	62.5	-
90	21.5	68.5	-
96	21.5	74.5	-
102	21.5	80.5	-
108	21.5	86.5	-
114	21.5	92.5	-
120	21.5	98.5	-
132	21.5	110.5	-
144	21.5	122.5	-
156	21.5	78	134.5
168	21.5	84	146.5
180	21.5	90	158.5
192	21.5	96	170.5
204	21.5	102	182.5
216	21.5	108	194.5
228	21.5	114	206.5
240	21.5	120	218.5



BASE LOCATIONS



ROUNDED RECTANGLE BASES (NON-STONE TOPS / ALL TABLE SHAPES)

Table Length	Center of 1st Base	Center of 2nd Base	Center of 3rd Base
72	24	48	-
78	24	54	-
84	24	60	-
90	24	66	-
96	24	72	-
102	24	78	-
108	24	84	-
114	24	90	-
120	24	96	-
132	24	108	-
144	24	120	-
156	24	78	132
168	24	84	144
180	24	90	156
192	24	96	168
204	24	102	180
216	24	108	192
228	24	114	204
240	24	120	216

T-BASE (ALL TABLE SHAPES)

Table Length	Center of 1st Base	Center of 2nd Base	Center of 3rd Base
72	16.5	55.5	-
78	16.5	61.5	-
84	20.5	63.5	-
90	20.5	69.5	-
96	20.5	75.5	-
102	20.5	81.5	-
108	20.5	87.5	-
114	20.5	93.5	-
120	20.5	99.5	-
132	20.5	66	111.5
144	20.5	72	123.5
156	20.5	78	135.5
168	20.5	84	147.5
180	20.5	90	159.5
192	20.5	96	171.5
204	20.5	102	183.5
216	20.5	108	195.5
228	20.5	83.5	144.5
240	20.5	87.5	152.5

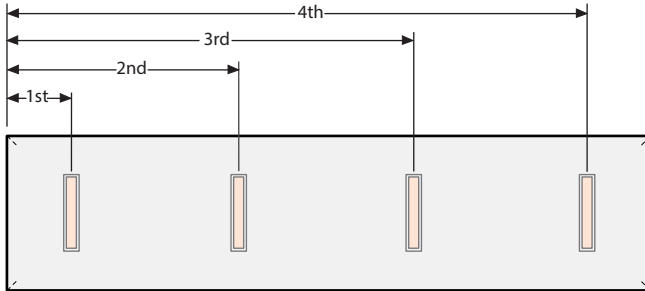
HOOP BASE (ALL TABLE SHAPES)

Table Length	Center of 1st Base	Center of 2nd Base	Center of 3rd Base
72	-	-	-
78	-	-	-
84	20.375	63.625	-
90	20.375	69.625	-
96	20.375	75.625	-
102	20.375	81.625	-
108	20.375	87.625	-
114	20.375	93.625	-
120	20.375	99.625	-
132	20.375	111.625	-
144	20.375	123.625	-
156	21.375	78	134.625
168	21.375	84	146.625
180	21.375	90	158.625
192	21.375	96	170.625
204	21.375	102	182.625
216	20.375	108	195.625
228	21.375	114	206.625
240	20.375	120	219.625

*Hoop Base will not fit over a floor core.

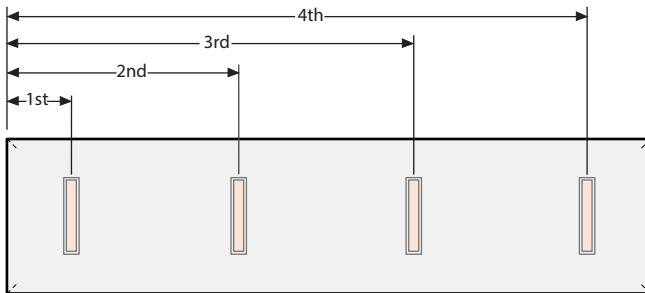


BASE LOCATIONS



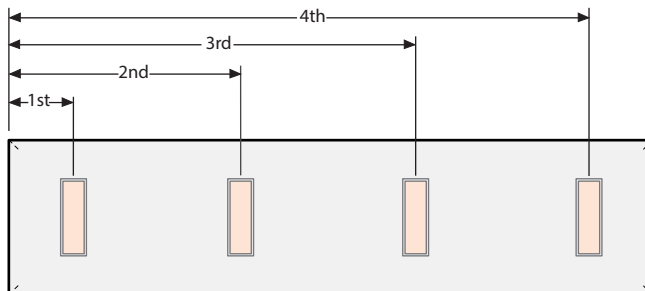
RECTANGLE AND TAPERED BASES (STONE TOP TABLES ONLY / ALL TABLE SHAPES)

Table Length	Center of 1st Base	Center of 2nd Base	Center of 3rd Base	Center of 4th Base
84	20.5	63.5	-	-
90	20.5	69.5	-	-
96	20.5	75.5	-	-
102	20.5	81.5	-	-
108	20.5	87.5	-	-
114	20.5	93.5	-	-
120	20.5	99.5	-	-
132	20.5	66	111.5	-
144	20.5	72	123.5	-
156	20.5	78	135.5	-
168	20.5	84	147.5	-
180	20.5	90	159.5	-
192	20.5	96	171.5	-
204	20.5	102	183.5	-
216	20.5	108	195.5	-
228	20.5	83.5	144.5	207.5
240	20.5	87.5	152.5	219.5



ROUNDED RECTANGLE BASES (STONE TOP TABLES ONLY / ALL TABLE SHAPES)

Table Length	Center of 1st Base	Center of 2nd Base	Center of 3rd Base	Center of 4th Base
84	24	60	-	-
102	24	78	-	-
108	24	84	-	-
120	24	96	-	-
144	24	78	120	-
156	24	78	132	-
168	24	84	144	-
180	24	90	156	-
192	24	96	168	-
204	24	102	180	-
216	24	108	192	-
228	24	83.5	144.5	204
240	24	87.5	152.5	216

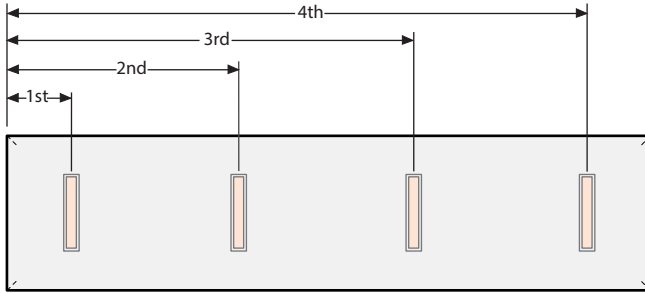


COLUMN BASE (STONE TOP TABLES ONLY / ALL TABLE SHAPES)

Table Length	Center of 1st Base	Center of 2nd Base	Center of 3rd Base	Center of 4th Base
84	22.5	61.5	-	-
90	22.5	67.5	-	-
96	22.5	73.5	-	-
102	22.5	79.5	-	-
108	22.5	85.5	-	-
114	22.5	91.5	-	-
120	22.5	97.5	-	-
132	22.5	66	109.5	-
144	22.5	72	121.5	-
156	22.5	78	133.5	-
168	22.5	84	145.5	-
180	22.5	90	157.5	-
192	22.5	96	169.5	-
204	22.5	102	181.5	-
216	22.5	108	193.5	-
228	22.5	83.5	114.5	205.5
240	22.5	87.5	152.5	217.5



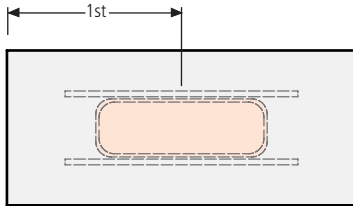
BASE LOCATIONS



HOOP BASE (STONE TOP TABLES ONLY / ALL TABLE SHAPES)

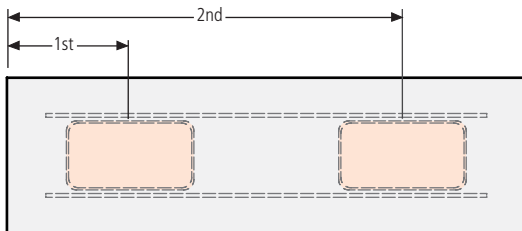
Table Length	Center of 1st Base	Center of 2nd Base	Center of 3rd Base	Center of 4th Base
84	21	63	-	-
90	21	69	-	-
96	21	75	-	-
102	21	81	-	-
108	21	87	-	-
114	21	93	-	-
120	21	99	-	-
132	21	66	111	-
144	21	72	123	-
156	21	78	135	-
168	21	84	147	-
180	21	90	159	-
192	21	96	171	-
204	21	102	183	-
216	21	108	195	-
228	21	83.5	144.5	207
240	21	87.5	152.5	219

*Hoop Base will not fit over a floor core.



ISLAND BASE (RECTANGLE AND RADIUS RECTANGLE)

Table Length	Center of 1st Base
108	54
114	57
120	60
132	66
144	72
156	78
168	84

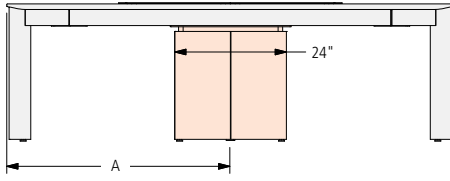


ISLAND BASE (RECTANGLE AND RADIUS RECTANGLE)

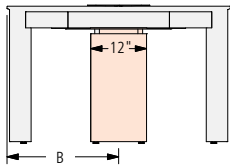
Table Length	Center of 1st Base	Center of 2nd Base
80	51	129
192	51	141
204	51	153
216	54	162
228	57	171
240	57	183



BASE LOCATIONS



SIDE VIEW



END VIEW

CENTER COLUMN BASE LOCATION (ALL TABLE SHAPES)

Table Length	A
72	36
78	39
84	42
90	45
96	48
102	51
108	54
114	57
120	60
132	66
144	72
156	78
168	84
180	90
192	96
204	102
216	108
228	114
240	120

CENTER COLUMN BASE LOCATION (ALL TABLE SHAPES)

Table Length	B
42	21
48	24
54	27
60	30
66	33
72	36



VENEER TOP WITH HARDWOOD EDGE / METAL DOOR POWER ISLAND



FLOW XT RECTANGLE TOP

BASE KEY

PP	Painted Panel	TB	Metal T-Base	VP	Veneer Panel
PR	Painted Rectangle	P4	Metal Four Post with Painted Center Column	VR	Veneer Rectangle
PX	Painted Expandable Rectangle	V4	Metal Four Post with Veneer Center Column	VX	Veneer Expanded Rectangle
		HP	Metal Hoop		

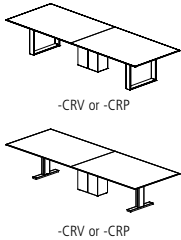
RECTANGLE TABLES

MODEL #	L x W	BASE QTY	TOP SECTIONS	SEATING CAPACITY	-PP	-PR	-PX	-TB	-P4	-V4	-HP	-VP	-VR	-VX
FWXT-9642-V	96 x 42	2	2	8	-	25,907	26,407	25,125	25,907	26,407	-	-	26,407	26,936
FWXT-9648-V	96 x 48	2	2	8	25,284	26,669	27,187	25,860	26,669	27,187	27,187	25,853	27,187	27,734
FWXT-10242-V	102 x 42	2	2	8	-	27,710	28,238	26,884	27,710	28,238	-	-	28,238	28,796
FWXT-10248-V	102 x 48	2	2	8	27,091	28,553	29,100	27,699	28,553	29,100	29,100	27,692	29,100	29,677
FWXT-10842-V	108 x 42	2	2	10	-	29,027	29,556	28,202	29,027	29,556	-	-	29,556	30,113
FWXT-10848-V	108 x 48	2	2	10	28,448	29,910	30,457	29,056	29,910	30,457	30,457	29,048	30,457	31,034
FWXT-10854-V	108 x 54	2	2	12	29,426	30,953	31,524	30,061	30,953	31,524	31,524	30,053	31,524	32,126
FWXT-11442-V	114 x 42	2	2	10	-	30,869	31,425	29,999	30,869	31,425	-	-	31,425	32,012
FWXT-11448-V	114 x 48	2	2	10	30,300	31,839	32,414	30,940	31,839	32,414	32,414	30,931	32,414	33,021
FWXT-11454-V	114 x 54	2	2	12	31,375	32,983	33,583	32,044	32,983	33,583	33,583	32,035	33,583	34,218
FWXT-12042-V	120 x 42	2	2	10	-	32,199	32,755	31,330	32,199	32,755	-	-	32,755	33,342
FWXT-12048-V	120 x 48	2	2	10	31,671	33,210	33,785	32,311	33,210	33,785	33,785	32,302	33,785	34,392
FWXT-12054-V	120 x 54	2	2	12	32,793	34,401	35,001	33,461	34,401	35,001	35,001	33,453	35,001	35,636
FWXT-13248-V	132 x 48	2	2	10	34,863	36,467	37,066	35,530	36,467	37,066	37,066	35,522	37,066	37,698
FWXT-13254-V	132 x 54	2	2	12	36,131	37,805	38,431	36,827	37,805	38,431	38,431	36,818	38,431	39,092
FWXT-14448-V	144 x 48	2	2	12	38,106	39,774	40,397	38,800	39,774	40,397	40,397	38,791	40,397	41,055
FWXT-14454-V	144 x 54	2	2	14	39,524	41,265	41,916	40,248	41,265	41,916	41,916	40,239	41,916	42,603
FWXT-14460-V	144 x 60	2	2	14	41,172	43,006	43,691	41,935	43,006	43,691	43,691	41,925	43,691	44,415
FWXT-15654-V	156 x 54	3	2	14	45,166	47,805	48,791	46,263	47,805	48,791	48,791	46,249	48,791	49,832
FWXT-15660-V	156 x 60	3	2	14	47,086	49,866	50,904	48,242	49,866	50,904	50,904	48,227	50,904	52,001
FWXT-15666-V	156 x 66	3	3	14	52,080	55,027	56,129	-	55,027	56,129	56,129	53,290	56,129	57,292
FWXT-16854-V	168 x 54	3	2	16	48,163	50,801	51,788	49,260	50,801	51,788	51,788	49,246	51,788	52,829
FWXT-16860-V	168 x 60	3	2	16	50,206	52,985	54,023	51,361	52,985	54,023	54,023	51,346	54,023	55,120
FWXT-16866-V	168 x 66	3	3	16	55,514	58,462	59,563	-	58,462	59,563	59,563	56,724	59,563	60,727
FWXT-18054-V	180 x 54	3	2	16	51,160	53,798	54,784	52,257	53,798	54,784	54,784	52,243	54,784	55,826
FWXT-18060-V	180 x 60	3	2	16	53,325	56,104	57,142	54,480	56,104	57,142	57,142	54,466	57,142	58,239
FWXT-18066-V	180 x 66	3	3	16	58,947	61,895	62,996	-	61,895	62,996	62,996	60,157	62,996	64,160
FWXT-19254-V	192 x 54	3	2	18	54,157	56,796	57,782	55,255	56,796	57,782	57,782	55,241	57,782	58,824
FWXT-19260-V	192 x 60	3	2	18	56,445	59,224	60,262	57,600	59,224	60,262	60,262	57,586	60,262	61,359
FWXT-19266-V	192 x 66	3	3	18	62,383	65,330	66,432	-	65,330	66,432	66,432	63,593	66,432	67,595
FWXT-19272-V	192 x 72	3	3	18	63,944	66,891	67,993	-	66,891	67,993	67,993	65,154	67,993	69,156
FWXT-20454-V	204 x 54	3	2	18	57,994	60,740	61,766	59,135	60,740	61,766	61,766	59,121	61,766	62,850
FWXT-20460-V	204 x 60	3	2	18	60,501	63,393	64,474	61,704	63,393	64,474	64,474	61,688	64,474	65,615
FWXT-20466-V	204 x 66	3	3	18	67,008	70,075	71,221	-	70,075	71,221	71,221	68,267	71,221	72,432
FWXT-20472-V	204 x 72	3	3	18	68,734	71,801	72,947	-	71,801	72,947	72,947	69,993	72,947	74,158
FWXT-21654-V	216 x 54	3	2	20	61,571	64,384	65,435	62,741	64,384	65,435	65,435	62,726	65,435	66,545
FWXT-21660-V	216 x 60	3	2	20	64,270	67,233	68,340	65,502	67,233	68,340	68,340	65,487	68,340	69,509
FWXT-21666-V	216 x 66	3	3	20	71,271	74,413	75,587	-	74,413	75,587	75,587	72,561	75,587	76,827
FWXT-21672-V	216 x 72	3	3	20	73,143	76,285	77,459	-	76,285	77,459	77,459	74,433	77,459	78,699
FWXT-22854-V	228 x 54	3	2	20	64,850	67,690	68,751	66,031	67,690	68,751	68,751	66,016	68,751	69,872
FWXT-22860-V	228 x 60	3	2	20	67,707	70,698	71,815	68,950	70,698	71,815	71,815	68,935	71,815	72,996
FWXT-22866-V	228 x 66	3	3	20	75,113	78,285	79,471	-	78,285	79,471	79,471	76,416	79,471	80,723
FWXT-22872-V	228 x 72	3	3	20	77,108	80,280	81,466	-	80,280	81,466	81,466	78,411	81,466	82,718
FWXT-24054-V	240 x 54	3	2	20	68,195	71,067	72,140	69,389	71,067	72,140	72,140	69,374	72,140	73,274
FWXT-24060-V	240 x 60	3	2	20	71,217	74,241	75,372	72,474	74,241	75,372	75,372	72,458	75,372	76,566
FWXT-24066-V	240 x 66	3	3	20	79,050	82,258	83,456	-	82,258	83,456	83,456	80,367	83,456	84,723
FWXT-24072-V	240 x 72	3	3	20	81,174	84,382	85,580	-	84,382	85,580	85,580	82,491	85,580	86,847

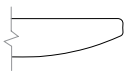


VENEER TOP WITH HARDWOOD EDGE / METAL DOOR POWER ISLAND

OPTIONS	CODE	PRICE	NOTES
Power Island Storage Module Options:			
One storage module in the center of the Power Island	Add -SM47		
One storage module at each end of the Power Island	Add -SM43		Only available on tables 144" and longer
One storage module in the center and one at each end of the Power Island	Add -SM44		Only available on tables 192" and longer
Simplex/Charging USB Power Block Options:			
Tables standard with (4) Power Blocks	Add -CHPBC4	\$498	
Tables standard with (8) Power Blocks	Add -CHPBC8	\$992	
Field-Wired:	Add -FW	DEDUCT \$698 per table	
Plug-in Infeed (20-amp):	Add -PI	\$67	
Center Column Base Finish Options:			
Veneer Center Column Base*	Add -CRV	No Charge	To replace existing middle base (Hoop Base and T-Base only)
Painted Center Column Base*	Add -CRP	No Charge	To replace existing middle base (Hoop Base and T-Base only)
Polished Chrome Finish Options:			
Polished Chrome Four Post Base	Add -PCFB	\$2,768	*When specifying -CRV or -CRP in conjunction with a Polished Chrome finish on Hoop Base or T-Base tables with 3 bases, use the upcharge code and pricing for 2 base tables (-PCHP2 or -PCTB2).
Polished Chrome Hoop Base (on 2 base tables)	Add -PCHP2	\$2,768	
Polished Chrome Hoop Base (on 3 base tables)	Add -PCHP3	\$4,149	
Polished Chrome T-Base (on 2 base tables)	Add -PCTB2	\$2,768	
Polished Chrome T-Base (on 3 base tables)	Add -PCTB3	\$4,149	
T-Base Combination Finish (on 2 base tables)	Add -PCCBF2	\$1,694	
T-Base Combination Finish (on 3 base tables)	Add -PCCBF3	\$2,542	
Multi-Section Tops:			
204", 216", 228" or 240" two-piece tops split into three sections	Specify -3	\$1,234	



EDGE PROFILE



Reverse Flow Edge

GENERAL INFORMATION

- Storage Modules, if specified, will have metal doors
- Tops are 1-1/8"-thick with 3/16"-deep hardwood edge band
- Seating capacity based on 27" per person
- Four Post Base includes a 12"x24" center column for wire management. Center column may be removed from tables 96" and shorter with options -4COLP or -4COLV above. On tables over 96", the center column is required for support.
- T-Base combination finish includes a Polished Chrome foot and Powder Coat vertical column
- Beam finish will match Metal Finish selection. If no Metal Finish is selected, beams will be Foil.
- If Polished Chrome Finish is specified on the T-Base or Hoop Base, the beams will be Foil. If Polished Chrome Finish is specified on the Four Post Base, the beams will be Clear Anodized.
- Overall table height 29.5"
- Power Island defaults to hardwire infeed option. Specify -PI for plug-in infeed option. Plug-in power infeed will only utilize one circuit of the two-circuit modular power system. To utilize both circuits, the hardwire power in-feed must be specified.
- Tables with three Hoop or T-Bases will default to the same base style for all three bases. An alternate Center Column Base may also be specified above.
- One wire manager included with the Hoop Base table (regardless of table size). Can be adhered to the leg and will default to the finish of the leg. If additional wire management channels are required, they can be purchased separately at the end of the pricelist.
- Center Wire Chase available on two base tables for more robust wire management needs. See page 213.
- If Simplex/Charging USB Power Blocks are specified, they replace the standard Power Blocks on the table. Simplex/Charging USB Power Blocks include one simplex receptacle and one charging USB-A+C.
- Panel, Rectangle, Expandable Rectangle, Metal T-base, and Center Column bases have a removable access panel

REQUIRED INFORMATION (ORDER CANNOT BE ENTERED WITHOUT THIS INFORMATION)

See appendix pages vi-xii for surface material options.

- Choose Wood Species & Finish
- Choose Metal Finish. Clear Anodized (-CA) not available on T-Base or Hoop Base.
- Choose Paint Finish, if **-PP**, **-P4**, **-PR**, **-PX** or **-CRP** bases are selected



VENEER TOP WITH HARDWOOD EDGE / METAL DOOR POWER ISLAND



FLOW XT
RADIUS RECTANGLE TOP

BASE KEY

PP	Painted Panel	TB	Metal T-Base	VP	Veneer Panel
PR	Painted Rectangle	HP	Metal Hoop	VR	Veneer Rectangle
PX	Painted Expandable Rectangle			VX	Veneer Expandable Rectangle

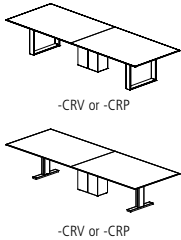
RADIUS RECTANGLE TABLES

MODEL #	L x W	BASE QTY	TOP SECTIONS	SEATING CAPACITY	-PP	-PR	-PX	-TB	-HP	-VP	-VR	-VX
FWXC-9642-V	96 x 42	2	2	8	-	25,907	26,407	25,125	-	-	26,407	26,936
FWXC-9648-V	96 x 48	2	2	8	25,284	26,669	27,187	25,860	27,187	25,853	27,187	27,734
FWXC-10242-V	102 x 42	2	2	8	-	27,710	28,238	26,884	-	-	28,238	28,796
FWXC-10248-V	102 x 48	2	2	8	27,091	28,553	29,100	27,699	29,100	27,692	29,100	29,677
FWXC-10842-V	108 x 42	2	2	10	-	29,027	29,556	28,202	-	-	29,556	30,113
FWXC-10848-V	108 x 48	2	2	10	28,448	29,910	30,457	29,056	30,457	29,048	30,457	31,034
FWXC-10854-V	108 x 54	2	2	12	29,426	30,953	31,524	30,061	31,524	30,053	31,524	32,126
FWXC-11442-V	114 x 42	2	2	10	-	30,869	31,425	29,999	-	-	31,425	32,012
FWXC-11448-V	114 x 48	2	2	10	30,300	31,839	32,414	30,940	32,414	30,931	32,414	33,021
FWXC-11454-V	114 x 54	2	2	12	31,375	32,983	33,583	32,044	33,583	32,035	33,583	34,218
FWXC-12042-V	120 x 42	2	2	10	-	32,199	32,755	31,330	-	-	32,755	33,342
FWXC-12048-V	120 x 48	2	2	10	31,671	33,210	33,785	32,311	33,785	32,302	33,785	34,392
FWXC-12054-V	120 x 54	2	2	12	32,793	34,401	35,001	33,461	35,001	33,453	35,001	35,636
FWXC-13248-V	132 x 48	2	2	10	34,863	36,467	37,066	35,530	37,066	35,522	37,066	37,698
FWXC-13254-V	132 x 54	2	2	12	36,131	37,805	38,431	36,827	38,431	36,818	38,431	39,092
FWXC-14448-V	144 x 48	2	2	12	38,106	39,774	40,397	38,800	40,397	38,791	40,397	41,055
FWXC-14454-V	144 x 54	2	2	14	39,524	41,265	41,916	40,248	41,916	40,239	41,916	42,603
FWXC-14460-V	144 x 60	2	2	14	41,172	43,006	43,691	41,935	43,691	41,925	43,691	44,415
FWXC-15654-V	156 x 54	3	2	14	45,166	47,805	48,791	46,263	48,791	46,249	48,791	49,832
FWXC-15660-V	156 x 60	3	2	14	47,086	49,866	50,904	48,242	50,904	48,227	50,904	52,001
FWXC-15666-V	156 x 66	3	3	14	52,080	55,027	56,129	-	56,129	53,290	56,129	57,292
FWXC-16854-V	168 x 54	3	2	16	48,163	50,801	51,788	49,260	51,788	49,246	51,788	52,829
FWXC-16860-V	168 x 60	3	2	16	50,206	52,985	54,023	51,361	54,023	51,346	54,023	55,120
FWXC-16866-V	168 x 66	3	3	16	55,514	58,462	59,563	-	59,563	56,724	59,563	60,727
FWXC-18054-V	180 x 54	3	2	16	51,160	53,798	54,784	52,257	54,784	52,243	54,784	55,826
FWXC-18060-V	180 x 60	3	2	16	53,325	56,104	57,142	54,480	57,142	54,466	57,142	58,239
FWXC-18066-V	180 x 66	3	3	16	58,947	61,895	62,996	-	62,996	60,157	62,996	64,160
FWXC-19254-V	192 x 54	3	2	18	54,157	56,796	57,782	55,255	57,782	55,241	57,782	58,824
FWXC-19260-V	192 x 60	3	2	18	56,445	59,224	60,262	57,600	60,262	57,586	60,262	61,359
FWXC-19266-V	192 x 66	3	3	18	62,383	65,330	66,432	-	66,432	63,593	66,432	67,595
FWXC-19272-V	192 x 72	3	3	18	63,944	66,891	67,993	-	67,993	65,154	67,993	69,156
FWXC-20454-V	204 x 54	3	2	18	57,994	60,740	61,766	59,135	61,766	59,121	61,766	62,850
FWXC-20460-V	204 x 60	3	2	18	60,501	63,393	64,474	61,704	64,474	61,688	64,474	65,615
FWXC-20466-V	204 x 66	3	3	18	67,008	70,075	71,221	-	71,221	68,267	71,221	72,432
FWXC-20472-V	204 x 72	3	3	18	68,734	71,801	72,947	-	72,947	69,993	72,947	74,158
FWXC-21654-V	216 x 54	3	2	20	61,571	64,384	65,435	62,741	65,435	62,726	65,435	66,545
FWXC-21660-V	216 x 60	3	2	20	64,270	67,233	68,340	65,502	68,340	65,487	68,340	69,509
FWXC-21666-V	216 x 66	3	3	20	71,271	74,413	75,587	-	75,587	72,561	75,587	76,827
FWXC-21672-V	216 x 72	3	3	20	73,143	76,285	77,459	-	77,459	74,433	77,459	78,699
FWXC-22854-V	228 x 54	3	2	20	64,850	67,690	68,751	66,031	68,751	66,016	68,751	69,872
FWXC-22860-V	228 x 60	3	2	20	67,707	70,698	71,815	68,950	71,815	68,935	71,815	72,996
FWXC-22866-V	228 x 66	3	3	20	75,113	78,285	79,471	-	79,471	76,416	79,471	80,723
FWXC-22872-V	228 x 72	3	3	20	77,108	80,280	81,466	-	81,466	78,411	81,466	82,718
FWXC-24054-V	240 x 54	3	2	20	68,195	71,067	72,140	69,389	72,140	69,374	72,140	73,274
FWXC-24060-V	240 x 60	3	2	20	71,217	74,241	75,372	72,474	75,372	72,458	75,372	76,566
FWXC-24066-V	240 x 66	3	3	20	79,050	82,258	83,456	-	83,456	80,367	83,456	84,723
FWXC-24072-V	240 x 72	3	3	20	81,174	84,382	85,580	-	85,580	82,491	85,580	86,847

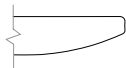


VENEER TOP WITH HARDWOOD EDGE / METAL DOOR POWER ISLAND

OPTIONS	CODE	PRICE	NOTES
Power Island Storage Module Options:			
One storage module in the center of the Power Island	Add -SM47		
One storage module at each end of the Power Island	Add -SM43		Only available on tables 144" and longer
One storage module in the center and one at each end of the Power Island	Add -SM44		Only available on tables 192" and longer
Simplex/Charging USB Power Block Options:			
Tables standard with (4) Power Blocks	Add -CHPBC4	\$498	
Tables standard with (8) Power Blocks	Add -CHPBC8	\$992	
Field-Wired:	Add -FW	DEDUCT \$698 per table	
Plug-in Infeed (20-amp):	Add -PI	\$67	
Center Column Base Finish Options:			
Veneer Center Column Base*	Add -CRV	No Charge	To replace existing middle base (Hoop Base and T-Base only)
Painted Center Column Base*	Add -CRP	No Charge	To replace existing middle base (Hoop Base and T-Base only)
Polished Chrome Finish Options:			
Polished Chrome Hoop Base (on 2 base tables)	Add -PCHP2	\$2,768	*When specifying -CRV or -CRP in conjunction with a Polished Chrome finish on Hoop Base or T-Base tables with 3 bases, use the upcharge code and pricing for 2 base tables (-PCHP2 or -PCTB2).
Polished Chrome Hoop Base (on 3 base tables)	Add -PCHP3	\$4,149	
Polished Chrome T-Base (on 2 base tables)	Add -PCTB2	\$2,768	
Polished Chrome T-Base (on 3 base tables)	Add -PCTB3	\$4,149	
T-Base Combination Finish (on 2 base tables)	Add -PCCBF2	\$1,694	
T-Base Combination Finish (on 3 base tables)	Add -PCCBF3	\$2,542	
Multi-Section Tops:			
204", 216", 228" or 240" two-piece tops split into three sections	Specify -3	\$1,234	



EDGE PROFILE



Reverse Flow Edge

GENERAL INFORMATION

- Storage Modules, if specified, will have metal doors
- Tops are 1-1/8"-thick with 3/16"-deep hardwood edge band
- Seating capacity based on 27" per person
- T-Base combination finish includes a Polished Chrome foot and Powder Coat vertical column
- Beam finish will match Metal Finish selection. If no Metal Finish is selected, beams will be Foil.
- If Polished Chrome Finish is specified on the T-Base or Hoop Base, the beams will be Foil. If Polished Chrome Finish is specified on the Four Post Base, the beams will be Clear Anodized.
- Overall table height 29.5"
- Power Island defaults to hardwire infeed option. Specify -PI for plug-in infeed option. Plug-in power infeed will only utilize one circuit of the two-circuit modular power system. To utilize both circuits, the hardwire power in-feed must be specified.
- Tables with three Hoop or T-Bases will default to the same base style for all three bases. An alternate Center Column Base may also be specified above.
- One wire manager included with the Hoop Base table (regardless of table size). Can be adhered to the leg and will default to the finish of the leg. If additional wire management channels are required, they can be purchased separately at the end of the pricelist.
- Center Wire Chase available on two base tables for more robust wire management needs. See page 213.
- If Simplex/Charging USB Power Blocks are specified, they replace the standard Power Blocks on the table. Simplex/Charging USB Power Blocks include one simplex receptacle and one charging USB-A+C.
- Panel, Rectangle, Expandable Rectangle, Metal T-base, and Center Column bases have a removable access panel

REQUIRED INFORMATION (ORDER CANNOT BE ENTERED WITHOUT THIS INFORMATION)

See appendix pages vi-xii for surface material options.

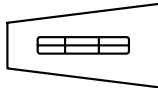
- Choose Wood Species & Finish
- Choose Metal Finish. Clear Anodized (-CA) not available on T-Base or Hoop Base.
- Choose Paint Finish, if **-PP**, **-PR**, **-PX** or **-CRP** bases are selected



VENEER TOP WITH HARDWOOD EDGE / METAL DOOR POWER ISLAND



FLOW XT BOAT TOP



FLOW XT SIGHT LINE TOP

BASE KEY

PP Painted Panel
 PR Painted Rectangle
 PX Painted Expandable Rectangle

TB Metal T-Base
 P4 Metal Four Post with Painted Center Column
 V4 Metal Four Post with Veneer Center Column
 HP Metal Hoop

VP Veneer Panel
 VR Veneer Rectangle
 VX Veneer Expanded Rectangle

BOAT TABLES

MODEL #	L x W	BASE QTY	TOP SECTIONS	SEATING CAPACITY	-PP	-PR	-PX	-TB	-P4	-V4	-HP	-VP	-VR	-VX
FWXB-9648-V	96 x 36/48	2	2		25,284	26,669	27,187	25,860	26,669	27,187	27,187	25,853	27,187	27,734
FWXB-10248-V	102 x 36/48	2	2		27,091	28,553	29,100	27,699	28,553	29,100	29,100	27,692	29,100	29,677
FWXB-10848-V	108 x 36/48	2	2		28,448	29,910	30,457	29,056	29,910	30,457	30,457	29,048	30,457	31,034
FWXB-11450-V	114 x 36/50	2	2		30,951	32,559	33,159	31,620	32,559	33,159	33,159	31,611	33,159	33,794
FWXB-12050-V	120 x 36/50	2	2		32,347	33,955	34,555	33,015	33,955	34,555	34,555	33,007	34,555	35,190
FWXB-13254-V	132 x 36/54	2	2		36,131	37,805	38,431	36,827	37,805	38,431	38,431	36,818	38,431	39,092
FWXB-14454-V	144 x 36/54	2	2		39,524	41,265	41,916	40,248	41,265	41,916	41,916	40,239	41,916	42,603
FWXB-15654-V	156 x 36/54	3	2		45,166	47,805	48,791	46,263	47,805	48,791	48,791	46,249	48,791	49,832
FWXB-16860-V	168 x 42/60	3	2		50,206	52,985	54,023	51,361	52,985	54,023	54,023	51,346	54,023	55,120
FWXB-18060-V	180 x 42/60	3	2		53,325	56,104	57,142	54,480	56,104	57,142	57,142	54,466	57,142	58,239
FWXB-19272-V	192 x 54/72	3	3		63,944	66,891	67,993	-	66,891	67,993	67,993	65,154	67,993	69,156
FWXB-20472-V	204 x 54/72	3	3		68,734	71,801	72,947	-	71,801	72,947	72,947	69,993	72,947	74,158
FWXB-21672-V	216 x 54/72	3	3		73,143	76,285	77,459	-	76,285	77,459	77,459	74,433	77,459	78,699
FWXB-22872-V	228 x 54/72	3	3		77,108	80,280	81,466	-	80,280	81,466	81,466	78,411	81,466	82,718
FWXB-24072-V	240 x 54/72	3	3		81,174	84,382	85,580	-	84,382	85,580	85,580	82,491	85,580	86,847

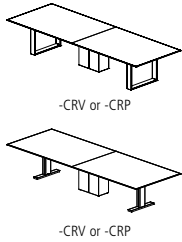
SIGHT LINE TABLES

MODEL #	L x W	BASE QTY	TOP SECTIONS	SEATING CAPACITY	-PP	-PR	-PX	-TB	-P4	-V4	-HP	-VP	-VR	-VX
FWXA-9660-V	96 x 36/60	2	2		27,111	28,634	29,204	27,744	-	-	29,204	27,736	29,204	29,805
FWXA-10260-V	102 x 36/60	2	2		29,114	30,723	31,324	29,783	-	-	31,324	29,775	31,324	31,958
FWXA-10860-V	108 x 36/60	2	2		30,565	32,173	32,774	31,234	-	-	32,774	31,225	32,774	33,409
FWXA-11460-V	114 x 36/60	2	2		32,629	34,322	34,954	33,333	-	-	34,954	33,324	34,954	35,623
FWXA-12066-V	120 x 36/66	2	2		37,664	39,460	40,131	38,411	-	-	40,131	38,401	40,131	40,839
FWXA-13268-V	132 x 36/68	2	3		41,951	43,822	44,521	42,729	-	-	44,521	42,719	44,521	45,259
FWXA-14470-V	144 x 36/70	2	3		46,418	48,363	49,090	-	-	-	49,090	47,216	49,090	49,858
FWXA-15672-V	156 x 36/72	3	3		53,349	56,296	57,398	-	-	-	57,398	54,559	57,398	58,561
FWXA-16876-V	168 x 36/76	3	3		56,998	59,862	60,932	-	-	-	60,932	58,174	60,932	62,062
FWXA-18078-V	180 x 36/78	3	3		61,027	63,891	64,961	-	-	-	64,961	62,203	64,961	66,091
FWXA-19278-V	192 x 36/78	3	3		64,615	67,478	68,548	-	-	-	68,548	65,790	68,548	69,678
FWXA-20478-V	204 x 36/78	3	3		69,490	72,469	73,583	-	-	-	73,583	70,713	73,583	74,759
FWXA-21678-V	216 x 36/78	3	3		73,976	77,029	78,169	-	-	-	78,169	75,230	78,169	79,374
FWXA-22878-V	228 x 36/78	3	3		78,009	81,091	82,242	-	-	-	82,242	79,274	82,242	83,458
FWXA-24078-V	240 x 36/78	3	3		82,145	85,261	86,425	-	-	-	86,425	83,424	86,425	87,656

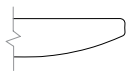


VENEER TOP WITH HARDWOOD EDGE / METAL DOOR POWER ISLAND

OPTIONS	CODE	PRICE	NOTES
Power Island Storage Module Options:			
One storage module in the center of the Power Island	Add -SM47		
One storage module at each end of the Power Island	Add -SM43		Only available on tables 144" and longer
One storage module in the center and one at each end of the Power Island	Add -SM44		Only available on tables 192" and longer
Simplex/Charging USB Power Block Options:			
Tables standard with (4) Power Blocks	Add -CHPBC4	\$498	
Tables standard with (8) Power Blocks	Add -CHPBC8	\$992	
Field-Wired:	Add -FW	DEDUCT \$698 per table	
Plug-in Infeed (20-amp):	Add -PI	\$67	
Center Column Base Finish Options:			
Veneer Center Column Base*	Add -CRV	No Charge	To replace existing middle base (Hoop Base and T-Base only)
Painted Center Column Base*	Add -CRP	No Charge	To replace existing middle base (Hoop Base and T-Base only)
Polished Chrome Finish Options:			
Polished Chrome Four Post Base	Add -PCFB	\$2,768	*When specifying -CRV or -CRP in conjunction with a Polished Chrome finish on Hoop Base or T-Base tables with 3 bases, use the upcharge code and pricing for 2 base tables (-PCHP2 or -PCTB2).
Polished Chrome Hoop Base (on 2 base tables)	Add -PCHP2	\$2,768	
Polished Chrome Hoop Base (on 3 base tables)	Add -PCHP3	\$4,149	
Polished Chrome T-Base (on 2 base tables)	Add -PCTB2	\$2,768	
Polished Chrome T-Base (on 3 base tables)	Add -PCTB3	\$4,149	
T-Base Combination Finish (on 2 base tables)	Add -PCCBF2	\$1,694	
T-Base Combination Finish (on 3 base tables)	Add -PCCBF3	\$2,542	
Multi-Section Tops:			
204", 216", 228" or 240" two-piece tops split into three sections	Specify -3	\$1,234	



EDGE PROFILE



Reverse Flow Edge

GENERAL INFORMATION

- Storage Modules, if specified, will have metal doors
- Tops are 1-1/8"-thick with 3/16"-deep hardwood edge band
- Seating capacity based on 27" per person
- Four Post Base includes a 12"x24" center column for wire management. Center column may be removed from tables 96" and shorter with options -4COLP or -4COLV above. On tables over 96", the center column is required for support.
- T-Base combination finish includes a Polished Chrome foot and Powder Coat vertical column
- Beam finish will match Metal Finish selection. If no Metal Finish is selected, beams will be Foil.
- If Polished Chrome Finish is specified on the T-Base or Hoop Base, the beams will be Foil. If Polished Chrome Finish is specified on the Four Post Base, the beams will be Clear Anodized.
- Overall table height 29.5"
- Power Island defaults to hardwire infeed option. Specify -PI for plug-in infeed option. Plug-in power infeed will only utilize one circuit of the two-circuit modular power system. To utilize both circuits, the hardwire power in-feed must be specified.
- Tables with three Hoop or T-Bases will default to the same base style for all three bases. An alternate Center Column Base may also be specified above.
- One wire manager included with the Hoop Base table (regardless of table size). Can be adhered to the leg and will default to the finish of the leg. If additional wire management channels are required, they can be purchased separately at the end of the pricelist.
- Center Wire Chase available on two base tables for more robust wire management needs. See page 213.
- If Simplex/Charging USB Power Blocks are specified, they replace the standard Power Blocks on the table. Simplex/Charging USB Power Blocks include one simplex receptacle and one charging USB-A+C.
- Panel, Rectangle, Expandable Rectangle, Metal T-base, and Center Column bases have a removable access panel

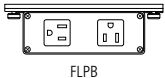

REQUIRED INFORMATION (ORDER CANNOT BE ENTERED WITHOUT THIS INFORMATION)

See appendix pages vi-xii for surface material options.

- Choose Wood Species & Finish
- Choose Metal Finish. Clear Anodized (-CA) not available on T-Base or Hoop Base.
- Choose Paint Finish, if **-PP**, **-P4**, **-PR**, **-PX** or **-CRP** bases are selected



POWER AND DATA OPTIONS

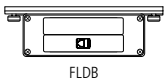
POWER BLOCK	MODEL #	W x D x H	DESCRIPTION	PRICE
 <p>FLPB</p>	FLPB	5 x 1-1/2 x 1-3/4	Power Block, Two Simplex Receptacles	487
	FLPB-USB-C	5 x 1-1/2 x 1-3/4	Power Block, One Simplex Receptacle and One Charging USB-A+C	592
 <p>FLPB-USB-C</p>	OPTIONS			
	OPTIONS	CODE	PRICE	NOTES
Field-Wired	Add -FW	DEDUCT \$48 per unit	May be required in New York City, Chicago and San Francisco. Check with an electrician for local codes and requirements.	

GENERAL INFORMATION

- Available in Clear and Black Anodized
- Includes direct plug-in power cord
- Retrofittable into any Flow Power Island
- UL Listed
- See page 12 or more information on Power Blocks

REQUIRED INFORMATION: (ORDER CANNOT BE ENTERED WITHOUT THIS INFORMATION)

- See appendix pages vi-xii for surface material options.
- Choose Metal Finish: Clear Anodized (-CA) or Black Anodized (-BA)

DATA BLOCK	MODEL #	W x D x H	DESCRIPTION	PRICE
 <p>FLDB</p>	FLDB	5 x 1-1/2 x 1-3/4	Data Block	434

GENERAL INFORMATION

- Available in Clear and Black Anodized
- Includes one blank Modular AV Insert/Plate and one RJ-45 Modular AV Insert/Plate
- Retrofittable into any Flow Power Island
- See page 12 for more information on Power Blocks

REQUIRED INFORMATION: (ORDER CANNOT BE ENTERED WITHOUT THIS INFORMATION)

- See appendix pages vi-xii for surface material options.
- Choose Metal Finish: Clear Anodized (-CA) or Black Anodized (-BA)

DATA FACEPLATES	MODEL #	DESCRIPTION	STYLE	W x H	PRICE
FLDF-1		Blank faceplate, single height	Single	3-1/2 x 5/8	81
FLDF-2		One VGA 15-pin HD Female to Female Gender Changer, one 3.5mm Stereo Mini Jack to Solder Tabs	Single	3-1/2 x 5/8	284
FLDF-3		One VGA 15-pin HD Female to Female Gender Changer	Single	3-1/2 x 5/8	223
FLDF-4		One RJ-11 Female to Punch Down - Phone	Single	3-1/2 x 5/8	223
FLDF-5		One RJ-45 Female to Female Barrel - Data	Single	3-1/2 x 5/8	182
FLDF-6		Two RJ-45 Female to Female Barrels, single height	Single	3-1/2 x 5/8	244
FLDF-7		Two RJ-45 Female to Punch Down for CAT 6 - AMP	Single	3-1/2 x 5/8	345
FLDF-8		Two RJ-45 Female to Punch Down for CAT 6 - Leviton	Single	3-1/2 x 5/8	345
FLDF-10		Two RJ-45 Female to Punch Down for CAT 6 - Panduit	Single	3-1/2 x 5/8	345
FLDF-11		Two USB A Female to Two USB A Female on 10" Pigtailed	Single	3-1/2 x 5/8	386
FLDF-12		Blank faceplate, double height	Double	3-1/2 x 1-3/8	101
FLDF-13		Two RJ-45 Female to Female Barrels, double height	Double	3-1/2 x 1-3/8	244
FLDF-14		Cable Pass-Through Set - one top, one bottom	Double	3-1/2 x 1-3/8	426
FLDF-15		One HDMI Female to Female Barrel	Single	3-1/2 x 5/8	284

GENERAL INFORMATION

- Faceplates are black



VENEER TOP WITH HARDWOOD EDGE



ROUND TOP



X-Base



Cylinder Base



Cone Base

ROUND TABLES	MODEL #	DIAMETER	BASE QTY	TOP SECTIONS	SEATING CAPACITY	X-BASE	CYLINDER BASE		CONE BASE	
						Metal	Painted	Veneer	Painted	Veneer
						-XB	-PCB	-VCB	-PCN	-VCN
	FWNR-36-V	36	1	1	3	3,347	4,336	4,562	4,336	4,562
	FWNR-42-V	42	1	1	4	3,722	4,711	4,937	4,711	4,937
	FWNR-48-V	48	1	1	5	4,610	5,707	5,958	5,707	5,958
	FWNR-54-V	54	1	1	6	5,695	6,908	7,186	6,908	7,186
	FWNR-60-V	60	1	1	6	6,758	8,045	8,340	8,045	8,340
	FWNR-66-V	66	1	2	6	-	10,316	10,615	10,316	10,615
	FWNR-72-V	72	1	2	8	-	11,361	11,660	11,361	11,660
	FWNR-84-V	84	1	2	8	-	13,724	14,023	13,724	14,023

BASE OPTIONS	CODE	PRICE	NOTES
Polished Chrome Metal X-Base Finish	-PCCH	\$593	
POWER OPTIONS	CODE	PRICE	NOTES
Low Profile Perimeter Power Option:			Not available on Metal X-Base. See page 29 for location.
48"-54" Tables	-LPP2C	\$3,919	(6) simplex outlets, (6) USB-A+C ports, (2) Modular AV Inserts/Plates
60"-84" Tables	-LPP4C	\$5,905	(14) simplex outlets, (14) USB-A+C ports, (4) Modular AV Inserts/Plates
For USB-C+C	Add -USB-DualC	No Charge	Replaces USB-A+C ports
Field-Wired Option:			
48"-54" Tables	Add -FW	DEDUCT \$1,945	Some local electrical codes may require hardwiring of components and may not allow the use of standard modular power systems. A junction box will be provided when ordering the -FW option
60"-84" Tables	Add -FW	DEDUCT \$1,945	
Other Power and Data Options:	See pages 204 and 208-214 (only available on Cone and Cylinder Bases)		

EDGE PROFILE



Reverse Flow Edge

GENERAL INFORMATION

- Tops are 1-1/8"-thick with 3/16"-deep hardwood edge band
- Seating capacity based on 27" per person
- Overall table height 29-1/2"
- No power options, including Low Profile Perimeter Power, are available on the Metal X-Base
- Metal X-Bases are not wire management capable
- Cone Base and Cylinder Base includes access panel
- 36", 42", 48", 54", and 60" tables with the Cone Base can only accept the Power Matrix Compact unit at center (no other Power Matrix sizes)
- When specified with Power Matrix or Tech Node, 66", 72", and 84" tables with the Cylinder Base or Cone Base will have two units, one on each side of the table top seam. Must specify two units per table.
- The Cone Base table can only accept one Tech Node unit at center on a 60" table
- The Cone Base table can only accept a Compact Power Matrix

REQUIRED INFORMATION (ORDER CANNOT BE ENTERED WITHOUT THIS INFORMATION)

See appendix pages vi-xii for surface material options.

- Choose Veneer Finish
- Choose Paint Finish, if Painted base specified
- Choose Metal Finish, if Metal X-Base specified. Upcharge applies for Polished Chrome (-PCCH).
- Choose Powder Coat Finish, if Low Profile Perimeter Power specified

Please Note: Clear Anodized (-CA), GoldMatt Anodized (-GMA), Antique Brass Anodized (-ABA) and Light Bronze Anodized (-LBA) not available on Metal X-Base or Low Profile Perimeter Power.



FENIX® TOP WITH SQUARE EDGE



ROUND TOP



X-Base



Cylinder Base



Cone Base

ROUND TABLES	MODEL #	DIAMETER	BASE QTY	TOP SECTIONS	SEATING CAPACITY	X-BASE	CYLINDER BASE		CONE BASE	
						Metal	Painted	Veneer	Painted	Veneer
						-XB	-PCB	-VCB	-PCN	-VCN
	FWNR-36-XE	36	1	1	3	3,455	4,476	4,709	4,476	4,709
	FWNR-42-XE	42	1	1	4	3,842	4,863	5,096	4,863	5,096
	FWNR-48-XE	48	1	1	5	4,759	5,891	6,150	5,891	6,150
	FWNR-54-XE	54	1	1	6	5,879	7,131	7,418	7,131	7,418
	FWNR-60-XE	60	1	1	6	6,976	8,305	8,609	8,305	8,609
	FWNR-66-XE	66	1	2	6	-	10,649	10,957	10,649	10,957
	FWNR-72-XE	72	1	2	8	-	11,727	12,036	11,727	12,036
	FWNR-84-XE	84	1	2	8	-	14,166	14,475	14,166	14,475

BASE OPTIONS	CODE	PRICE	NOTES
Polished Chrome Metal X-Base Finish	-PCCH	\$593	
POWER OPTIONS	CODE	PRICE	NOTES
Low Profile Perimeter Power Option:			Not available on Metal X-Base. See page 29 for location.
48"-54" Tables	-LPP2C	\$3,919	(6) simplex outlets, (6) USB-A+C ports, (2) Modular AV Inserts/Plates
60"-84" Tables	-LPP4C	\$5,905	(14) simplex outlets, (14) USB-A+C ports, (4) Modular AV Inserts/Plates
For USB-C+C	Add -USB-DualC	No Charge	Replaces USB-A+C ports
Field-Wired Option:			
48"-54" Tables	Add -FW	DEDUCT \$1,945	Some local electrical codes may require hardwiring of components and may not allow the use of standard modular power systems.
60"-84" Tables	Add -FW	DEDUCT \$1,945	A junction box will be provided when ordering the -FW option
Other Power and Data Options:	See pages 204 and 208-214 (only available on Cone and Cylinder Bases)		

EDGE PROFILE



Square Edge

GENERAL INFORMATION

- Tops are 1-1/8"-thick with 2mm edge
- Seating capacity based on 27" per person
- Overall table height 29-1/2"
- No power options, including Low Profile Perimeter Power, are available on the Metal X-Base
- Metal X-Bases are not wire management capable
- Cone Base and Cylinder Base includes access panel
- 36", 42", 48", 54", and 60" tables with the Cone Base can only accept the Power Matrix Compact unit at center (no other Power Matrix sizes)
- When specified with Power Matrix or Tech Node, 66", 72", and 84" tables with the Cylinder Base or Cone Base will have two units, one on each side of the table top seam. Must specify two units per table.
- The Cone Base table can only accept one Tech Node unit at center on a 60" table
- The Cone Base table can only accept a Compact Power Matrix

REQUIRED INFORMATION (ORDER CANNOT BE ENTERED WITHOUT THIS INFORMATION)

See appendix pages vi-xii for surface material options.

- Choose Fenix Finish
- Choose Veneer Finish, if Veneer base specified
- Choose Paint Finish, if Painted base specified
- Choose Metal Finish, if Metal X-Base specified. Upcharge applies for Polished Chrome (-PCCH).
- Choose Powder Coat Finish, if Low Profile Perimeter Power specified

Please Note: Clear Anodized (-CA), GoldMatt Anodized (-GMA), Antique Brass Anodized (-ABA) and Light Bronze Anodized (-LBA) not available on Metal X-Base or Low Profile Perimeter Power.



FENIX® TOP WITH REVERSE FLOW EDGE



ROUND TOP



X-Base



Cylinder Base



Cone Base

ROUND TABLES	MODEL #	DIAMETER	BASE QTY	TOP SECTIONS	SEATING CAPACITY	X-BASE		CYLINDER BASE		CONE BASE			
						Metal	-XB	Painted	-PCB	Veneer	-VCB	Painted	-PCN
	FWNR-36-XA	36	1	1	3		3,543		4,590		4,829	4,590	4,829
	FWNR-42-XA	42	1	1	4		3,940		4,987		5,226	4,987	5,226
	FWNR-48-XA	48	1	1	5		4,880		6,041		6,306	6,041	6,306
	FWNR-54-XA	54	1	1	6		6,028		7,312		7,606	7,312	7,606
	FWNR-60-XA	60	1	1	6		7,153		8,515		8,828	8,515	8,828
	FWNR-66-XA	66	1	2	6		-		10,919		11,235	10,919	11,235
	FWNR-72-XA	72	1	2	8		-		12,025		12,341	12,025	12,341
	FWNR-84-XA	84	1	2	8		-		14,526		14,842	14,526	14,842

BASE OPTIONS	CODE	PRICE	NOTES
Polished Chrome Metal X-Base Finish	-PCCH	\$593	
POWER OPTIONS	CODE	PRICE	NOTES
Low Profile Perimeter Power Option:			Not available on Metal X-Base. See page 29 for location.
48"-54" Tables	-LPP2C	\$3,919	(6) simplex outlets, (6) USB-A+C ports, (2) Modular AV Inserts/Plates
60"-84" Tables	-LPP4C	\$5,905	(14) simplex outlets, (14) USB-A+C ports, (4) Modular AV Inserts/Plates
For USB-C+C	Add -USB-DualC	No Charge	Replaces USB-A+C ports
Field-Wired Option:			
48"-54" Tables	Add -FW	DEDUCT \$1,945	Some local electrical codes may require hardwiring of components and may not allow the use of standard modular power systems. A junction box will be provided when ordering the -FW option
60"-84" Tables	Add -FW	DEDUCT \$1,945	
Other Power and Data Options:	See pages 204 and 208-214 (only available on Cone and Cylinder Bases)		

EDGE PROFILE



Reverse Flow Edge

GENERAL INFORMATION

- Tops are 1-1/8"-thick with 3/16"-deep hardwood edge band
- Seating capacity based on 27" per person
- Overall table height 29-1/2"
- No power options, including Low Profile Perimeter Power, are available on the Metal X-Base
- Metal X-Bases are not wire management capable
- Cone Base and Cylinder Base includes access panel
- 36", 42", 48", 54", and 60" tables with the Cone Base can only accept the Power Matrix Compact unit at center (no other Power Matrix sizes)
- When specified with Power Matrix or Tech Node, 66", 72", and 84" tables with the Cylinder Base or Cone Base will have two units, one on each side of the table top seam. Must specify two units per table.
- The Cone Base table can only accept one Tech Node unit at center on a 60" table
- The Cone Base table can only accept a Compact Power Matrix

REQUIRED INFORMATION (ORDER CANNOT BE ENTERED WITHOUT THIS INFORMATION)

See appendix pages vi-xii for surface material options.

- Choose Fenix Finish
- Choose Veneer Finish, if Veneer base specified
- Choose Paint Finish, if Painted base specified
- Choose Metal Finish, if Metal X-Base specified. Upcharge applies for Polished Chrome (-PCCH).
- Choose Powder Coat Finish, if Low Profile Perimeter Power specified

Please Note: Clear Anodized (-CA), GoldMatt Anodized (-GMA), Antique Brass Anodized (-ABA) and Light Bronze Anodized (-LBA) not available on Metal X-Base or Low Profile Perimeter Power.



INSET LAMINATE TOP WITH HARDWOOD EDGE



ROUND TOP



X-Base



Cylinder Base



Cone Base

ROUND TABLES

MODEL #	DIAMETER	BASE QTY	TOP SECTIONS	SEATING CAPACITY	X-BASE	CYLINDER BASE		CONE BASE	
					Metal	Painted	Veneer	Painted	Veneer
					-XB	-PCB	-VCB	-PCN	-VCN
FWNR-36-V-P	36	1	1	3	3,163	4,098	4,312	4,098	4,312
FWNR-42-V-P	42	1	1	4	3,518	4,452	4,666	4,452	4,666
FWNR-48-V-P	48	1	1	5	4,357	5,394	5,631	5,394	5,631
FWNR-54-V-P	54	1	1	6	5,382	6,529	6,791	6,529	6,791
FWNR-60-V-P	60	1	1	6	6,387	7,603	7,882	7,603	7,882
FWNR-66-V-P	66	1	2	6	-	9,749	10,032	9,749	10,032
FWNR-72-V-P	72	1	2	8	-	10,737	11,019	10,737	11,019
FWNR-84-V-P	84	1	2	8	-	12,970	13,252	12,970	13,252

BASE OPTIONS

	CODE	PRICE	NOTES
Polished Chrome Metal X-Base Finish	-PCCH	\$593	

POWER OPTIONS

	CODE	PRICE	NOTES
Low Profile Perimeter Power Option:			Not available on Metal X-Base. See page 29 for location.
48"-54" Tables	-LPP2C	\$3,919	(6) simplex outlets, (6) USB-A+C ports, (2) Modular AV Inserts/Plates
60"-84" Tables	-LPP4C	\$5,905	(14) simplex outlets, (14) USB-A+C ports, (4) Modular AV Inserts/Plates
For USB-C+C	Add -USB-DualC	No Charge	Replaces USB-A+C ports
Field-Wired Option:			
48"-54" Tables	Add -FW	DEDUCT \$1,945	Some local electrical codes may require hardwiring of components and may not allow the use of standard modular power systems.
60"-84" Tables	Add -FW	DEDUCT \$1,945	A junction box will be provided when ordering the -FW option

Other Power and Data Options: See pages 204 and 208-214 (only available on Cone and Cylinder Bases)

EDGE PROFILE



Reverse Flow Edge

GENERAL INFORMATION

- Tops are 1-1/8"-thick with 3/16"-deep hardwood edge band
- Seating capacity based on 27" per person
- Overall table height 29-1/2"
- No power options, including Low Profile Perimeter Power, are available on the Metal X-Base
- Metal X-Bases are not wire management capable
- Cone Base and Cylinder Base includes access panel
- 36", 42", 48", 54", and 60" tables with the Cone Base can only accept the Power Matrix Compact unit at center (no other Power Matrix sizes)
- When specified with Power Matrix or Tech Node, 66", 72", and 84" tables with the Cylinder Base or Cone Base will have two units, one on each side of the table top seam. Must specify two units per table.
- The Cone Base table can only accept one Tech Node unit at center on a 60" table
- The Cone Base table can only accept a Compact Power Matrix

REQUIRED INFORMATION (ORDER CANNOT BE ENTERED WITHOUT THIS INFORMATION)

See appendix pages vi-xii for surface material options.

- Choose Laminate
- Choose Veneer Finish
- Choose Paint Finish, if Painted base specified
- Choose Metal Finish, if Metal X-Base specified. Upcharge applies for Polished Chrome (-PCCH).
- Choose Powder Coat Finish, if Low Profile Perimeter Power specified

Please Note: Clear Anodized (-CA), GoldMatt Anodized (-GMA), Antique Brass Anodized (-ABA) and Light Bronze Anodized (-LBA) not available on Metal X-Base or Low Profile Perimeter Power.



LAMINATE TOP WITH SQUARE EDGE



ROUND TOP



X-Base



Cylinder Base



Cone Base

ROUND TABLES

MODEL #	DIAMETER	BASE QTY	TOP SECTIONS	SEATING CAPACITY	X-BASE	CYLINDER BASE	CONE BASE
					Metal	Painted	Painted
					-XB	-PCB	-PCN
FWNR-36-PE	36	1	1	3	3,000	3,989	3,989
FWNR-42-PE	42	1	1	4	3,327	4,316	4,316
FWNR-48-PE	48	1	1	5	4,109	5,206	5,206
FWNR-54-PE	54	1	1	6	5,062	6,275	6,275
FWNR-60-PE	60	1	1	6	5,994	7,281	7,281
FWNR-66-PE	66	1	2	6	-	9,187	9,187
FWNR-72-PE	72	1	2	8	-	10,087	10,087
FWNR-84-PE	84	1	2	8	-	12,121	12,121

BASE OPTIONS

	CODE	PRICE	NOTES
Polished Chrome Metal X-Base Finish	-PCCH	\$593	

POWER OPTIONS

	CODE	PRICE	NOTES
Low Profile Perimeter Power Option:			Not available on Metal X-Base. See page 29 for location.
48"-54" Tables	-LPP2C	\$3,919	(6) simplex outlets, (6) USB-A+C ports, (2) Modular AV Inserts/Plates
60"-84" Tables	-LPP4C	\$5,905	(14) simplex outlets, (14) USB-A+C ports, (4) Modular AV Inserts/Plates
For USB-C+C	Add -USB-DualC	No Charge	
Field-Wired Option:			
48"-54" Tables	Add -FW	DEDUCT \$1,945	Some local electrical codes may require hardwiring of components and may not allow the use of standard modular power systems.
60"-84" Tables	Add -FW	DEDUCT \$1,945	A junction box will be provided when ordering the -FW option

Other Power and Data Options: See pages 204 and 208-214 (only available on Cone and Cylinder Bases)

EDGE PROFILE



Square Edge

GENERAL INFORMATION

- Tops are 1-1/8"-thick with 2mm edge
- Seating capacity based on 27" per person
- Overall table height 29-1/2"
- No power options, including Low Profile Perimeter Power, are available on the Metal X-Base
- Metal X-Bases are not wire management capable
- Cone Base and Cylinder Base includes access panel
- 36", 42", 48", 54", and 60" tables with the Cone Base can only accept the Power Matrix Compact unit at center (no other Power Matrix sizes)
- When specified with Power Matrix or Tech Node, 66", 72", and 84" tables with the Cylinder Base or Cone Base will have two units, one on each side of the table top seam. Must specify two units per table.
- The Cone Base table can only accept one Tech Node unit at center on a 60" table
- The Cone Base table can only accept a Compact Power Matrix

REQUIRED INFORMATION (ORDER CANNOT BE ENTERED WITHOUT THIS INFORMATION)

See appendix pages vi-xii for surface material options.

- Choose Laminate
- Choose Edge Finish
- Choose Paint Finish, if Painted base specified
- Choose Metal Finish, if Metal X-Base specified. Upcharge applies for Polished Chrome (-PCCH).
- Choose Powder Coat Finish, if Low Profile Perimeter Power specified

Please Note: Clear Anodized (-CA), GoldMatt Anodized (-GMA), Antique Brass Anodized (-ABA) and Light Bronze Anodized (-LBA) not available on Metal X-Base or Low Profile Perimeter Power.



LAMINATE TOP WITH REVERSE FLOW EDGE



ROUND TOP



X-Base



Cylinder Base



Cone Base

ROUND TABLES

MODEL #	DIAMETER	BASE QTY	TOP SECTIONS	SEATING CAPACITY	X-BASE	CYLINDER BASE	CONE BASE
					Metal	Painted	Painted
					-XB	-PCB	-PCN
FWNR-36-PA	36	1	1	3	3,163	4,098	4,098
FWNR-42-PA	42	1	1	4	3,518	4,452	4,452
FWNR-48-PA	48	1	1	5	4,357	5,394	5,394
FWNR-54-PA	54	1	1	6	5,382	6,529	6,529
FWNR-60-PA	60	1	1	6	6,387	7,603	7,603
FWNR-66-PA	66	1	2	6	-	9,749	9,749
FWNR-72-PA	72	1	2	8	-	10,737	10,737
FWNR-84-PA	84	1	2	8	-	12,970	12,970

BASE OPTIONS

	CODE	PRICE	NOTES
Polished Chrome Metal X-Base Finish	-PCCH	\$593	

POWER OPTIONS

	CODE	PRICE	NOTES
Low Profile Perimeter Power Option:			Not available on Metal X-Base. See page 29 for location.
48"-54" Tables	-LPP2C	\$3,919	(6) simplex outlets, (6) USB-A+C ports, (2) Modular AV Inserts/Plates
60"-84" Tables	-LPP4C	\$5,905	(14) simplex outlets, (14) USB-A+C ports, (4) Modular AV Inserts/Plates
For USB-C+C	Add -USB-DualC	No Charge	Replaces USB-A+C ports
Field-Wired Option:			
48"-54" Tables	Add -FW	DEDUCT \$1,945	Some local electrical codes may require hardwiring of components and may not allow the use of standard modular power systems.
60"-84" Tables	Add -FW	DEDUCT \$1,945	A junction box will be provided when ordering the -FW option

Other Power and Data Options: See pages 204 and 208-214 (only available on Cone and Cylinder Bases)

EDGE PROFILE



Reverse Flow Edge

GENERAL INFORMATION

- Tops are 1-1/8"-thick with reverse edge profile
- Seating capacity based on 27" per person
- Overall table height 29-1/2"
- No power options, including Low Profile Perimeter Power, are available on the Metal X-Base
- Metal X-Bases are not wire management capable
- Cylinder Base includes hinged access panel
- Underside of table edge is painted to match edge color
- 36", 42", 48", 54", and 60" tables with the Cone Base can only accept the Power Matrix Compact unit at center (no other Power Matrix sizes)
- When specified with Power Matrix or Tech Node, 66", 72", and 84" tables with the Cylinder Base or Cone Base will have two units, one on each side of the table top seam. Must specify two units per table.
- The Cone Base table can only accept one Tech Node unit at center on a 60" table
- The Cone Base table can only accept a Compact Power Matrix

REQUIRED INFORMATION (ORDER CANNOT BE ENTERED WITHOUT THIS INFORMATION)

See appendix pages vi-xii for surface material options.

- Choose Laminate
- Choose Edge Finish
- Choose Paint Finish, if Painted base specified
- Choose Metal Finish, if Metal X-Base specified. Upcharge applies for Polished Chrome (-PCCH).
- Choose Powder Coat Finish, if Low Profile Perimeter Power specified

Please Note: Clear Anodized (-CA), GoldMatt Anodized (-GMA), Antique Brass Anodized (-ABA) and Light Bronze Anodized (-LBA) not available on Metal X-Base or Low Profile Perimeter Power.



GLASS TOP



ROUND TOP



X-Base



Cylinder Base



Cone Base

ROUND TABLES

MODEL#	DIAMETER	BASE QTY	TOP SECTIONS	SEATING CAPACITY	X-BASE		CYLINDER BASE		CONE BASE	
					Metal	-XB	Painted	-PCB	Veneer	-VCB
FWNR-36-G	36	1	1	3		5,167	6,156	6,382	6,156	6,382
FWNR-42-G	42	1	1	4		5,798	6,787	7,013	6,787	7,013
FWNR-48-G	48	1	1	5		7,242	8,339	8,590	8,339	8,590
FWNR-54-G	54	1	1	6		9,013	10,226	10,504	10,226	10,504
FWNR-60-G	60	1	1	6		10,767	12,054	12,349	12,054	12,349
FWNR-66-G	66	1	2	6		-	15,720	16,019	15,720	16,019
FWNR-72-G	72	1	2	8		-	17,461	17,760	17,461	17,760
FWNR-84-G	84	1	2	8		-	21,398	21,697	21,398	21,697

BASE OPTIONS	CODE	PRICE	NOTES
Polished Chrome Metal X-Base Finish	-PCCH	\$593	
TOP OPTIONS	CODE	PRICE	NOTES
Satin Glass	-RSG	\$430	
POWER OPTIONS	CODE	PRICE	NOTES
Low Profile Perimeter Power Option:			Not available on Metal X-Base. See page 29 for location.
48"-54" Tables	-LPP2C	\$3,919	(6) simplex outlets, (6) USB-A+C ports, (2) Modular AV Inserts/Plates
60"-84" Tables	-LPP4C	\$5,905	(14) simplex outlets, (14) USB-A+C ports, (4) Modular AV Inserts/Plates
For USB-C+C	Add -USB-DualC	No Charge	Replaces USB-A+C ports
Field-Wired Option:			
48"-54" Tables	Add -FW	DEDUCT \$1,945	Some local electrical codes may require hardwiring of components and may not allow the use of standard modular power systems.
60"-84" Tables	Add -FW	DEDUCT \$1,945	A junction box will be provided when ordering the -FW option
Other Power and Data Options:	See pages 204 and 208-214 (only available on Cone and Cylinder Bases)		

EDGE PROFILE



Glass Edge

GENERAL INFORMATION

- Tops are 1-1/8" -thick sub-top with 1/4" -thick back-painted low iron glass
- Seating capacity based on 27" per person
- Overall table height 29-1/2"
- No power options, including Low Profile Perimeter Power, are available on the Metal X-Base
- Metal X-Bases are not wire management capable
- Cone Base and Cylinder Base includes access panel
- Unless otherwise specified, the sub-top finish will match the base finish (specification required when base is polished chrome)
- 36", 42", 48", 54", and 60" tables with the Cone Base can only accept the Power Matrix Compact unit at center (no other Power Matrix sizes)
- When specified with Power Matrix or Tech Node, 66", 72", and 84" tables with the Cylinder Base or Cone Base will have two units, one on each side of the table top seam. Must specify two units per table.
- The Cone Base table can only accept one Tech Node unit at center on a 60" table
- The Cone Base table can only accept a Compact Power Matrix

REQUIRED INFORMATION (ORDER CANNOT BE ENTERED WITHOUT THIS INFORMATION)

See appendix pages vi-xii for surface material options.

- Choose Glass Finish (Satin Glass upcharges apply, see options above)
- Choose Sub-Top Finish: Paint Finish or Veneer Finish
- Choose Veneer Finish, if Veneer base specified
- Choose Paint Finish, if Painted base specified
- Choose Metal Finish, if Metal X-Base specified. Upcharge applies for Polished Chrome (-PCCH).
- Choose Powder Coat Finish, if Low Profile Perimeter Power specified

Please Note: Clear Anodized (-CA), GoldMatt Anodized (-GMA), Antique Brass Anodized (-ABA) and Light Bronze Anodized (-LBA) not available on Metal X-Base or Low Profile Perimeter Power.



SOLID SURFACE TOP



ROUND TOP



X-Base



Cylinder Base



Cone Base

ROUND TABLES

MODEL #	DIAMETER	BASE QTY	TOP SECTIONS	SEATING CAPACITY	X-BASE		CYLINDER BASE		CONE BASE	
					Metal	Painted	Veneer	Painted	Veneer	
					-XB	-PCB	-VCB	-PCN	-VCN	
FWNR-36-SS	36	1	1	3	5,456	7,068	7,437	7,068	7,437	
FWNR-42-SS	42	1	1	4	6,067	7,679	8,048	7,679	8,048	
FWNR-48-SS	48	1	1	5	7,515	9,303	9,712	9,303	9,712	
FWNR-54-SS	54	1	1	6	9,283	11,261	11,714	11,261	11,714	
FWNR-60-SS	60	1	1	6	11,016	13,114	13,595	13,114	13,595	
FWNR-66-SS	66	1	2	6	-	16,816	17,303	16,816	17,303	
FWNR-72-SS	72	1	2	8	-	18,519	19,006	18,519	19,006	
FWNR-84-SS	84	1	2	8	-	22,371	22,858	22,371	22,858	

BASE OPTIONS

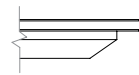
	CODE	PRICE	NOTES
Polished Chrome Metal X-Base Finish	-PCCH	\$593	

POWER OPTIONS

	CODE	PRICE	NOTES
Low Profile Perimeter Power Option:			Not available on Metal X-Base. See page 29 for location.
48"-54" Tables	-LPP2C	\$3,919	(6) simplex outlets, (6) USB-A+C ports, (2) Modular AV Inserts/Plates
60"-84" Tables	-LPP4C	\$5,905	(14) simplex outlets, (14) USB-A+C ports, (4) Modular AV Inserts/Plates
For USB-C+C	Add -USB-DualC	No Charge	Replaces USB-A+C ports
Field-Wired Option:			
48"-54" Tables	Add -FW	DEDUCT \$1,945	Some local electrical codes may require hardwiring of components and may not allow the use of standard modular power systems.
60"-84" Tables	Add -FW	DEDUCT \$1,945	A junction box will be provided when ordering the -FW option

Other Power and Data Options: See pages 204 and 208-214 (only available on Cone and Cylinder Bases)

EDGE PROFILE



Solid Surface Edge

GENERAL INFORMATION

- Solid surface overhangs the subtop 1" and is 1/2"-thick
- Seating capacity based on 27" per person
- Overall table height 29-1/2"
- No power options, including Low Profile Perimeter Power, are available on the Metal X-Base
- Metal X-Bases are not wire management capable
- Cone Base and Cylinder Base includes access panel
- 36", 42", 48", 54", and 60" tables with the Cone Base can only accept the Power Matrix Compact unit at center (no other Power Matrix sizes)
- When specified with Power Matrix or Tech Node, 66", 72", and 84" tables with the Cylinder Base or Cone Base will have two units, one on each side of the table top seam. Must specify two units per table.
- The Cone Base table can only accept one Tech Node unit at center on a 60" table
- The Cone Base table can only accept a Compact Power Matrix
- Power Matrix will have a perimeter bezel on solid surface tops

REQUIRED INFORMATION (ORDER CANNOT BE ENTERED WITHOUT THIS INFORMATION)

See appendix pages vi-xii for surface material options.

- Choose Solid Surface Finish
- Choose Veneer Finish, if Veneer base specified
- Choose Paint Finish, if Painted base specified
- Choose Metal Finish, if Metal X-Base specified. Upcharge applies for Polished Chrome (-PCCH).
- Choose Powder Coat Finish, if Low Profile Perimeter Power specified

Please Note: Clear Anodized (-CA), GoldMatt Anodized (-GMA), Antique Brass Anodized (-ABA) and Light Bronze Anodized (-LBA) not available on Metal X-Base or Low Profile Perimeter Power.



STONE / QUARTZ TOP WITH SQUARE EDGE



ROUND TOP



Cylinder Base



Cone Base

ROUND TABLES

MODEL #	DIAMETER	BASE QTY	TOP SECTIONS	SEATING CAPACITY	CYLINDER BASE		CONE BASE	
					Painted	Veneer	Painted	Veneer
					-PCB	-VCB	-PCN	-VCN
FWNR-36-S	36	1	1	3	8,326	8,760	8,326	8,760
FWNR-42-S	42	1	1	4	9,046	9,480	9,046	9,480
FWNR-48-S	48	1	1	5	10,958	11,440	10,958	11,440
FWNR-54-S	54	1	1	6	13,264	13,798	13,264	13,798
FWNR-60-S	60	1	2	6	15,447	16,013	15,447	16,013
FWNR-66-S	66	1	2	6	19,807	20,381	19,807	20,381
FWNR-72-S	72	1	2	8	21,814	22,388	21,814	22,388
FWNR-84-S	84	1	2	8	26,351	26,925	26,351	26,925

BASE OPTIONS

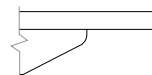
	CODE	PRICE	NOTES
Polished Chrome Metal X-Base Finish	-PCCH	\$593	

POWER OPTIONS

	CODE	PRICE	NOTES
Low Profile Perimeter Power Option:			Not available on Metal X-Base. See page 29 for location.
48"-54" Tables	-LPP2C	\$3,919	(6) simplex outlets, (6) USB-A+C ports, (2) Modular AV Inserts/Plates
60"-84" Tables	-LPP4C	\$5,905	(14) simplex outlets, (14) USB-A+C ports, (4) Modular AV Inserts/Plates
For USB-C+C	Add -USB-DualC	No Charge	Replaces USB-A+C ports
Field-Wired Option:			
48"-54" Tables	Add -FW	DEDUCT \$1,945	Some local electrical codes may require hardwiring of components and may not allow the use of standard modular power systems.
60"-84" Tables	Add -FW	DEDUCT \$1,945	A junction box will be provided when ordering the -FW option

Other Power and Data Options: See pages 204 and 208-214 (only available on Cone and Cylinder Bases)

EDGE PROFILE



Stone/Quartz Edge

GENERAL INFORMATION

- Tops are 2cm thick, cantilevered 3" over a 1-1/8" sub-top
- When Absolute Black Granite stone is specified, the subtop will be painted in Galaxy (S8007)
- When Quartz Carrara Codena or Quartz Serene stone are specified, the subtop will be painted in Cloud (S8004)
- Seating capacity based on 27" per person
- Overall table height is 30" for tables 36"-48" in diameter; 31.25" for tables 54" or larger
- Cone Base and Cylinder Base includes access panel
- 36", 42", 48", 54", and 60" tables with the Cone Base can only accept the Power Matrix Compact unit at center (no other Power Matrix sizes)
- When specified with Power Matrix or Tech Node, 66", 72", and 84" tables with the Cylinder Base or Cone Base will have two units, one on each side of the table top seam. Must specify two units per table.
- The Cone Base table can only accept one Tech Node unit at center on a 60" table
- The Cone Base table can only accept a Compact Power Matrix
- 66" tables with the Cylinder Base can only accept the Power Matrix Compact units (no other Power Matrix sizes)

REQUIRED INFORMATION (ORDER CANNOT BE ENTERED WITHOUT THIS INFORMATION)

See appendix pages vi-xii for surface material options.

- Choose Stone / Quartz
- Choose Veneer Finish, if Veneer base specified
- Choose Paint Finish, if Painted base specified
- Choose Metal Finish, if Metal X-Base specified. Upcharge applies for Polished Chrome (-PCCH).
- Choose Powder Coat Finish, if Low Profile Perimeter Power specified

Please Note: Clear Anodized (-CA), GoldMatt Anodized (-GMA), Antique Brass Anodized (-ABA) and Light Bronze Anodized (-LBA) not available on Metal X-Base or Low Profile Perimeter Power.



STONE / QUARTZ TOP WITH FULL BULLNOSE EDGE



ROUND TOP



Cylinder Base



Cone Base

ROUND TABLES

MODEL #	DIAMETER	BASE QTY	TOP SECTIONS	SEATING CAPACITY	CYLINDER BASE		CONE BASE	
					Painted	Veneer	Painted	Veneer
					-PCB	-VCB	-PCN	-VCN
FWNR-36-SB	36	1	1	3	8,575	9,022	8,575	9,022
FWNR-42-SB	42	1	1	4	9,317	9,764	9,317	9,764
FWNR-48-SB	48	1	1	5	11,287	11,783	11,287	11,783
FWNR-54-SB	54	1	1	6	13,662	14,212	13,662	14,212
FWNR-60-SB	60	1	2	6	15,910	16,494	15,910	16,494
FWNR-66-SB	66	1	2	6	20,401	20,993	20,401	20,993
FWNR-72-SB	72	1	2	8	22,468	23,059	22,468	23,059
FWNR-84-SB	84	1	2	8	27,141	27,732	27,141	27,732

BASE OPTIONS

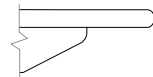
BASE OPTIONS	CODE	PRICE	NOTES
Polished Chrome Metal X-Base Finish	-PCCH	\$593	

POWER OPTIONS

POWER OPTIONS	CODE	PRICE	NOTES
Low Profile Perimeter Power Option:			Not available on Metal X-Base. See page 29 for location.
48"-54" Tables	-LPP2C	\$3,919	(6) simplex outlets, (6) USB-A+C ports, (2) Modular AV Inserts/Plates
60"-84" Tables	-LPP4C	\$5,905	(14) simplex outlets, (14) USB-A+C ports, (4) Modular AV Inserts/Plates
For USB-C+C	Add -USB-DualC	No Charge	Replaces USB-A+C ports
Field-Wired Option:			
48"-54" Tables	Add -FW	DEDUCT \$1,945	Some local electrical codes may require hardwiring of components and may not allow the use of standard modular power systems.
60"-84" Tables	Add -FW	DEDUCT \$1,945	A junction box will be provided when ordering the -FW option

Other Power and Data Options: See pages 204 and 208-214 (only available on Cone and Cylinder Bases)

EDGE PROFILE



Stone/Quartz Full Bullnose Edge

GENERAL INFORMATION

- Tops are 2cm thick, cantilevered 3" over a 2" built-up edge subtop
- When Absolute Black Granite stone is specified, the subtop will be painted in Galaxy (S8007)
- When Quartz Carrara Codena or Quartz Serene stone are specified, the subtop will be painted in Cloud (S8004)
- Seating capacity based on 27" per person
- Overall table height is 30" for tables 36"-48" in diameter; 31.25" for tables 54" or larger
- Cone Base and Cylinder Base includes access panel
- 36", 42", 48", 54", and 60" tables with the Cone Base can only accept the Power Matrix Compact unit at center (no other Power Matrix sizes)
- When specified with Power Matrix or Tech Node, 66", 72", and 84" tables with the Cylinder Base or Cone Base will have two units, one on each side of the table top seam. Must specify two units per table.
- The Cone Base table can only accept one Tech Node unit at center on a 60" table
- The Cone Base table can only accept a Compact Power Matrix
- 66" tables with the Cylinder Base can only accept the Power Matrix Compact units (no other Power Matrix sizes)

REQUIRED INFORMATION (ORDER CANNOT BE ENTERED WITHOUT THIS INFORMATION)

See appendix pages vi-xii for surface material options.

- Choose Stone / Quartz
- Choose Veneer Finish, if Veneer base specified
- Choose Paint Finish, if Painted base specified
- Choose Metal Finish, if Metal X-Base specified. Upcharge applies for Polished Chrome (-PCCH).
- Choose Powder Coat Finish, if Low Profile Perimeter Power specified

Please Note: Clear Anodized (-CA), GoldMatt Anodized (-GMA), Antique Brass Anodized (-ABA) and Light Bronze Anodized (-LBA) not available on Metal X-Base or Low Profile Perimeter Power.



CAFE HEIGHT TOPS AND BASES



ROUND TOP

TOP SURFACE MATERIAL KEY

- PE Laminate Top with Square Edge
- P Inset Laminate Top with Hardwood Edge
- V Veneer
- PW Plank Veneer
- G Glass
- SS Solid Surface



Cafe Height Base

ROUND TABLES

MODEL #	DIAMETER	HEIGHT	BASE QTY	TOP SECTIONS	SEATING CAPACITY	-PE	-P	-V	-PW	-G	-SS
FWCR-24	24	42	1	1	2	2,405	2,529	2,676	3,078	4,102	4,362
FWCR-27	27	42	1	1	2	2,492	2,627	2,779	3,196	4,289	4,530
FWCR-30	30	42	1	1	3	2,720	2,859	3,025	3,479	4,629	4,931
FWCR-33	33	42	1	1	3	2,999	3,142	3,324	3,823	5,031	5,419
FWCR-36	36	42	1	1	4	3,162	3,317	3,509	4,036	5,329	5,720
FWCR-39	39	42	1	1	4	3,338	3,505	3,708	4,265	5,652	6,045
FWCR-42	42	42	1	1	4	3,527	3,707	3,922	4,511	5,998	6,393

BASE OPTIONS

Polished Chrome Metal X-Base Finish

CODE

-PCCH

PRICE

\$593

NOTES

TOP OPTIONS

Satin Glass

CODE

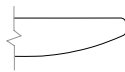
-RSG

PRICE

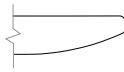
\$430

NOTES

EDGE PROFILES



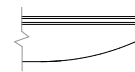
Veneer Edge



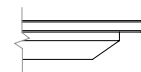
Inset Laminate Top with Hardwood Edge



Laminate Top with Square Edge



Glass Edge



Solid Surface Edge

GENERAL INFORMATION

- Veneer tops are 1-1/8"-thick with 3/16"-deep hardwood edge band
- Laminate tops are 1-1/8"-thick with 2mm edge
- Inset laminate tops are 1-1/8"-thick with 3/16" deep hardwood edge band
- Glass tops include a 1-1/8"-thick sub-top with 1/4"-thick back-painted low iron glass
- Unless otherwise specified, the sub-top finish will match the base finish (specification required when base is polished chrome)
- Solid surface overhangs the subtop 1" and is 1/2"-thick
- Seating capacity based on 27" per person


REQUIRED INFORMATION (ORDER CANNOT BE ENTERED WITHOUT THIS INFORMATION)

See appendix pages vi-xii for surface material options.

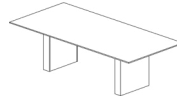
- Choose Veneer Finish, if specified
- Choose Laminate Finish, if specified
- Choose Edge Finish, if Laminate Top specified
- Choose Glass Finish, if specified
- Choose Sub-Top Finish, if Glass specified: Paint Finish or Veneer Finish
- Choose Solid Surface Finish, if specified
- Choose Metal Finish, if Metal base specified. Upcharge applies for Polished Chrome (-PCCH) option.



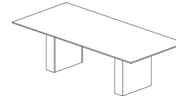
VENEER TOP WITH HARDWOOD EDGE



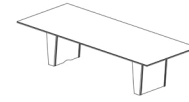
RECTANGLE TOP



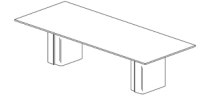
Rectangle Base



Expandable Rectangle Base



Tapered Base




Rounded Rectangle Base

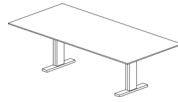
RECTANGLE TABLES					RECTANGLE BASE		EXPANDABLE RECTANGLE BASE		TAPERED BASE				ROUNDED RECTANGLE BASE		
					Painted	Veneer	Painted	Veneer	Laminate	Painted	Veneer	Fenix	Laminate	Painted	Veneer
MODEL #	L x W	BASE QTY	TOP SECTIONS	SEATING CAPACITY	-PR	-VR	-PX	-VX	-LTP	-PTP	-VTP	-FTP	-LRR	-PRR	-VRR
FWNT-7236-V	72 x 36	2	1	6	6,111	6,520	6,520	6,952	-	-	-	-	-	-	-
FWNT-7242-V	72 x 42	2	1	6	6,943	7,388	7,388	7,858	-	-	-	-	-	-	-
FWNT-7842-V	78 x 42	2	1	6	7,646	8,122	8,122	8,624	-	-	-	-	-	-	-
FWNT-8442-V	84 x 42	2	1	8	7,866	8,342	8,342	8,844	-	-	-	-	-	-	-
FWNT-8448-V	84 x 48	2	1	8	8,521	9,013	9,013	9,533	10,212	10,212	10,725	10,260	10,545	10,545	11,071
FWNT-9042-V	90 x 42	2	1	8	8,505	9,006	9,006	9,534	-	-	-	-	-	-	-
FWNT-9048-V	90 x 48	2	1	8	9,231	9,749	9,749	10,296	11,010	11,010	11,550	11,061	11,360	11,360	11,914
FWNT-9642-V	96 x 42	2	1	8	8,737	9,237	9,237	9,766	-	-	-	-	-	-	-
FWNT-9648-V	96 x 48	2	1	8	9,499	10,017	10,017	10,564	11,278	11,278	11,817	11,329	11,628	11,628	12,182
FWNT-10242-V	102 x 42	2	1	8	9,467	9,995	9,995	10,553	-	-	-	-	-	-	-
FWNT-10248-V	102 x 48	2	1	8	10,310	10,857	10,857	11,434	12,188	12,188	12,757	12,242	12,557	12,557	13,142
FWNT-10842-V	108 x 42	2	1	10	9,711	10,240	10,240	10,797	-	-	-	-	-	-	-
FWNT-10848-V	108 x 48	2	1	10	10,594	11,141	11,141	11,718	12,472	12,472	13,041	12,526	12,841	12,841	13,426
FWNT-10854-V	108 x 54	2	1	12	11,637	12,208	12,208	12,810	13,598	13,598	14,193	13,654	13,984	13,984	14,595
FWNT-11442-V	114 x 42	2	1	10	10,480	11,036	11,036	11,623	-	-	-	-	-	-	-
FWNT-11448-V	114 x 48	2	1	10	11,450	12,025	12,025	12,632	13,426	13,426	14,025	13,483	13,815	13,815	14,430
FWNT-11454-V	114 x 54	2	1	12	12,594	13,194	13,194	13,829	14,658	14,658	15,284	14,717	15,064	15,064	15,707
FWNT-12042-V	120 x 42	2	1	10	10,737	11,293	11,293	11,880	-	-	-	-	-	-	-
FWNT-12048-V	120 x 48	2	1	10	11,748	12,323	12,323	12,930	13,724	13,724	14,323	13,781	14,113	14,113	14,728
FWNT-12054-V	120 x 54	2	1	12	12,939	13,539	13,539	14,174	15,003	15,003	15,629	15,062	15,409	15,409	16,052
FWNT-13248-V	132 x 48	2	2	10	12,858	13,457	13,457	14,089	14,916	14,916	15,541	14,975	15,321	15,321	15,963
FWNT-13254-V	132 x 54	2	2	12	14,196	14,822	14,822	15,483	16,347	16,347	16,999	16,408	16,770	16,770	17,439
FWNT-14448-V	144 x 48	2	2	12	14,019	14,642	14,642	15,300	16,160	16,160	16,809	16,221	16,581	16,581	17,248
FWNT-14454-V	144 x 54	2	2	14	15,510	16,161	16,161	16,848	17,747	17,747	18,425	17,811	18,187	18,187	18,883
FWNT-14460-V	144 x 60	2	2	14	17,251	17,936	17,936	18,660	19,606	19,606	20,321	19,674	20,070	20,070	20,803
FWNT-15648-V	156 x 48	3	2	14	18,146	19,090	19,090	20,088	21,391	21,391	22,375	21,484	22,029	22,029	23,040
FWNT-15654-V	156 x 54	3	2	14	19,904	20,890	20,890	21,931	23,292	23,292	24,320	23,390	23,959	23,959	25,015
FWNT-15660-V	156 x 60	3	2	14	21,965	23,003	23,003	24,100	25,534	25,534	26,616	25,636	26,236	26,236	27,347
FWNT-16854-V	168 x 54	3	2	16	20,754	21,741	21,741	22,782	24,143	24,143	25,171	24,240	24,810	24,810	25,865
FWNT-16860-V	168 x 60	3	2	16	22,938	23,976	23,976	25,073	26,507	26,507	27,589	26,609	27,209	27,209	28,321
FWNT-18054-V	180 x 54	3	2	16	21,605	22,591	22,591	23,633	24,994	24,994	26,022	25,091	25,661	25,661	26,716
FWNT-18060-V	180 x 60	3	2	16	23,911	24,949	24,949	26,046	27,480	27,480	28,562	27,582	28,182	28,182	29,294
FWNT-19254-V	192 x 54	3	2	18	22,456	23,442	23,442	24,484	25,706	25,706	26,998	25,817	26,553	26,553	27,887
FWNT-19260-V	192 x 60	3	2	18	24,884	25,922	25,922	27,019	28,307	28,307	29,667	28,424	29,199	29,199	30,603
FWNT-19266-V	192 x 66	3	4	18	30,990	32,092	32,092	33,255	34,620	34,620	36,063	34,745	35,567	35,567	37,056
FWNT-19272-V	192 x 72	3	4	18	32,551	33,653	33,653	34,816	34,785	34,785	36,461	34,925	35,933	35,933	37,655
FWNT-20454-V	204 x 54	3	2	18	24,254	25,280	25,280	26,364	27,636	27,636	28,980	27,751	28,517	28,517	29,905
FWNT-20460-V	204 x 60	3	2	18	26,907	27,988	27,988	29,129	30,469	30,469	31,885	30,591	31,397	31,397	32,859
FWNT-20466-V	204 x 66	3	4	18	33,589	34,735	34,735	35,946	37,366	37,366	38,868	37,496	38,351	38,351	39,901
FWNT-20472-V	204 x 72	3	4	18	35,315	36,461	36,461	37,672	37,640	37,640	39,383	37,785	38,834	38,834	40,626
FWNT-21654-V	216 x 54	3	2	20	25,752	26,803	26,803	27,913	29,216	29,216	30,593	29,335	30,119	30,119	31,541
FWNT-21660-V	216 x 60	3	2	20	28,601	29,708	29,708	30,877	32,250	32,250	33,700	32,374	33,201	33,201	34,698
FWNT-21666-V	216 x 66	3	4	20	35,781	36,955	36,955	38,195	39,651	39,651	41,189	39,783	40,659	40,659	42,247
FWNT-21672-V	216 x 72	3	4	20	37,653	38,827	38,827	40,067	40,034	40,034	41,820	40,183	41,258	41,258	43,094
FWNT-22854-V	228 x 54	3	2	20	26,912	27,973	27,973	29,094	30,410	30,410	31,800	30,529	31,321	31,321	32,756
FWNT-22860-V	228 x 60	3	2	20	29,920	31,037	31,037	32,218	33,603	33,603	35,067	33,729	34,563	34,563	36,074
FWNT-22866-V	228 x 66	3	4	20	37,507	38,693	38,693	39,945	41,414	41,414	42,967	41,548	42,432	42,432	44,035
FWNT-22872-V	228 x 72	3	4	20	39,502	40,688	40,688	41,940	41,907	41,907	43,710	42,057	43,142	43,142	44,995
FWNT-24054-V	240 x 54	3	2	20	28,143	29,216	29,216	30,350	31,680	31,680	33,086	31,801	32,602	32,602	34,053
FWNT-24060-V	240 x 60	3	2	20	31,317	32,448	32,448	33,642	35,042	35,042	36,523	35,170	36,013	36,013	37,542
FWNT-24066-V	240 x 66	3	4	20	39,334	40,532	40,532	41,799	43,284	43,284	44,855	43,419	44,314	44,314	45,935
FWNT-24072-V	240 x 72	3	4	20	41,458	42,656	42,656	43,923	43,889	43,889	45,712	44,041	45,138	45,138	47,012



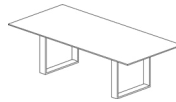
VENEER TOP WITH HARDWOOD EDGE



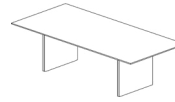
RECTANGLE TOP



T-Base



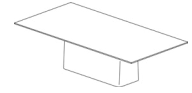
Hoop Base



Panel Base



Four Post Base



Island Base

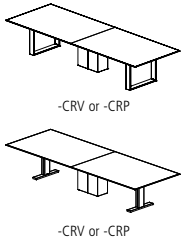
RECTANGLE TABLES

MODEL #	L x W	BASE QTY	TOP SECTIONS	SEATING CAPACITY	T-BASE		HOOP BASE		PANEL BASE		FOUR POST BASE		ISLAND BASE	
					Metal	Veneer	Metal	Veneer	Painted	Veneer	Painted	Veneer	Painted	Veneer
					-TB	-HP	-VHP	-PP	-VP	-P4	-V4	-PN	-VN	
FWNT-7236-V	72 x 36	2	1	6	5,472	-	-	-	-	6,111	6,520	-	-	
FWNT-7242-V	72 x 42	2	1	6	6,248	-	-	-	-	6,943	7,388	-	-	
FWNT-7842-V	78 x 42	2	1	6	6,903	-	-	-	-	7,646	8,122	-	-	
FWNT-8442-V	84 x 42	2	1	8	7,122	-	-	-	-	7,866	8,342	-	-	
FWNT-8448-V	84 x 48	2	1	8	7,752	9,013	11,736	7,204	7,745	8,521	9,013	-	-	
FWNT-9042-V	90 x 42	2	1	8	7,723	-	-	-	-	8,505	9,006	-	-	
FWNT-9048-V	90 x 48	2	1	8	8,422	9,749	12,614	7,846	8,415	9,231	9,749	-	-	
FWNT-9642-V	96 x 42	2	1	8	7,955	-	-	-	-	8,737	9,237	-	-	
FWNT-9648-V	96 x 48	2	1	8	8,690	10,017	12,882	8,114	8,683	9,499	10,017	-	-	
FWNT-10242-V	102 x 42	2	1	8	8,641	-	-	-	-	9,467	9,995	-	-	
FWNT-10248-V	102 x 48	2	1	8	9,456	10,857	13,881	8,848	9,449	10,310	10,857	-	-	
FWNT-10842-V	108 x 42	2	1	10	8,886	-	-	-	-	9,711	10,240	-	-	
FWNT-10848-V	108 x 48	2	1	10	9,740	11,141	14,165	9,132	9,732	10,594	11,141	-	-	
FWNT-10854-V	108 x 54	2	1	12	10,745	12,208	15,366	10,110	10,737	11,637	12,208	13,031	13,630	
FWNT-11442-V	114 x 42	2	1	10	9,610	-	-	-	-	10,480	11,036	-	-	
FWNT-11448-V	114 x 48	2	1	10	10,551	12,025	15,208	9,911	10,542	11,450	12,025	-	-	
FWNT-11454-V	114 x 54	2	1	12	11,655	13,194	16,519	10,986	11,646	12,594	13,194	14,062	14,692	
FWNT-12042-V	120 x 42	2	1	10	9,868	-	-	-	-	10,737	11,293	-	-	
FWNT-12048-V	120 x 48	2	1	10	10,849	12,323	15,506	10,209	10,840	11,748	12,323	-	-	
FWNT-12054-V	120 x 54	2	1	12	11,999	13,539	16,864	11,331	11,991	12,939	13,539	14,406	15,037	
FWNT-13248-V	132 x 48	2	2	10	11,921	13,457	16,773	11,254	11,913	12,858	13,457	-	-	
FWNT-13254-V	132 x 54	2	2	12	13,218	14,822	18,285	12,522	13,209	14,196	14,822	15,725	16,382	
FWNT-14448-V	144 x 48	2	2	12	13,045	14,642	18,090	12,351	13,036	14,019	14,642	-	-	
FWNT-14454-V	144 x 54	2	2	14	14,493	16,161	19,763	13,769	14,484	15,510	16,161	17,100	17,783	
FWNT-14460-V	144 x 60	2	2	14	16,180	17,936	21,730	15,417	16,170	17,251	17,936	18,926	19,645	
FWNT-15648-V	156 x 48	3	2	14	16,670	19,090	24,316	15,620	16,657	-	-	-	-	
FWNT-15654-V	156 x 54	3	2	14	18,362	20,890	26,348	17,265	18,348	19,904	20,890	19,200	19,890	
FWNT-15660-V	156 x 60	3	2	14	20,341	23,003	28,752	19,185	20,326	21,965	23,003	21,224	21,950	
FWNT-16854-V	168 x 54	3	2	16	19,213	21,741	27,199	18,116	19,199	20,754	21,741	20,051	20,741	
FWNT-16860-V	168 x 60	3	2	16	21,314	23,976	29,725	20,159	21,299	22,938	23,976	22,197	22,923	
FWNT-18054-V	180 x 54	3	2	16	20,064	22,591	28,050	18,967	20,050	21,605	22,591	27,128	28,508	
FWNT-18060-V	180 x 60	3	2	16	22,287	24,949	30,698	21,132	22,273	23,911	24,949	29,728	31,181	
FWNT-19254-V	192 x 54	3	2	18	20,915	23,442	28,900	19,817	20,901	22,456	23,442	27,979	29,359	
FWNT-19260-V	192 x 60	3	2	18	23,260	25,922	31,671	22,105	23,246	24,884	25,922	30,701	32,154	
FWNT-19266-V	192 x 66	3	4	18	-	32,092	38,189	28,043	29,253	30,990	32,092	37,160	38,701	
FWNT-19272-V	192 x 72	3	4	18	-	33,653	38,757	29,604	30,814	32,551	33,653	38,721	40,262	
FWNT-20454-V	204 x 54	3	2	18	22,649	25,280	30,960	21,508	22,635	24,254	25,280	30,001	31,437	
FWNT-20460-V	204 x 60	3	2	18	25,218	27,988	33,970	24,015	25,202	26,907	27,988	32,960	34,472	
FWNT-20466-V	204 x 66	3	4	18	-	34,735	41,080	30,522	31,781	33,589	34,735	40,009	41,612	
FWNT-20472-V	204 x 72	3	4	18	-	36,461	41,772	32,248	33,507	35,315	36,461	41,735	43,338	
FWNT-21654-V	216 x 54	3	2	20	24,109	26,803	32,621	22,939	24,094	25,752	26,803	31,639	33,110	
FWNT-21660-V	216 x 60	3	2	20	26,870	29,708	35,836	25,638	26,855	28,601	29,708	34,801	36,350	
FWNT-21666-V	216 x 66	3	4	20	-	36,955	43,454	32,639	33,929	35,781	36,955	42,357	44,000	
FWNT-21672-V	216 x 72	3	4	20	-	38,827	44,268	34,511	35,801	37,653	38,827	44,229	45,872	
FWNT-22854-V	228 x 54	3	2	20	25,253	27,973	33,847	24,072	25,238	26,912	27,973	32,856	34,340	
FWNT-22860-V	228 x 60	3	2	20	28,172	31,037	37,224	26,929	28,157	29,920	31,037	36,179	37,743	
FWNT-22866-V	228 x 66	3	4	20	-	38,693	45,254	34,335	35,638	37,507	38,693	44,147	45,805	
FWNT-22872-V	228 x 72	3	4	20	-	40,688	46,180	36,330	37,633	39,502	40,688	46,142	47,800	
FWNT-24054-V	240 x 54	3	2	20	26,465	29,216	35,156	25,271	26,450	28,143	29,216	34,154	35,655	
FWNT-24060-V	240 x 60	3	2	20	29,550	32,448	38,704	28,293	29,534	31,317	32,448	37,648	39,229	
FWNT-24066-V	240 x 66	3	4	20	-	40,532	47,168	36,126	37,443	39,334	40,532	46,048	47,725	
FWNT-24072-V	240 x 72	3	4	20	-	42,656	48,211	38,250	39,567	41,458	42,656	48,172	49,849	



VENEER TOP WITH HARDWOOD EDGE


BASE OPTIONS	CODE	PRICE	NOTES
Metal Trim Finish Options:			
Powder Coat	No Code	No Charge	Tapered and Rounded Rectangle Bases are standard with a metal trim detail in either Powder Coat or Clear Anodized. Other finishes available at an upcharge.
Clear Anodized	-CA	No Charge	
GoldMatt Anodized	-GMA	\$941	
Antique Brass Anodized	-ABA	\$941	
Light Bronze Anodized	-LBA	\$471	
High Polish Finish	-HPF	\$554	
Upholstered Base Option:			
		-COM	-A -B -C -D -E -F -G
Upholstered Base, 48" Wide Table	-UPH-48	\$1,045	\$1,359 \$1,463 \$1,568 \$1,672 \$2,404 \$2,822 \$3,031
Upholstered Base, 54" Wide Table	-UPH-54	\$1,045	\$1,411 \$1,516 \$1,550 \$1,725 \$2,508 \$2,926 \$3,135
Upholstered Base, 60" Wide Table	-UPH-60	\$1,045	\$1,463 \$1,568 \$1,672 \$1,777 \$2,717 \$3,135 \$3,344
Upholstered Base, 66" Wide Table	-UPH-66	\$1,045	\$1,568 \$1,672 \$1,777 \$1,881 \$3,135 \$3,553 \$3,762
Upholstered Base, 72" Wide Table	-UPH-72	\$1,045	\$1,672 \$1,777 \$1,881 \$1,986 \$3,658 \$4,076 \$4,285
Acrylic Base Option:			
Acrylic, 48" Wide Table	-ACR-48	\$2,000	Acrylic option applied to end/inner panels of Tapered Bases only.
Acrylic, 54" Wide Table	-ACR-54	\$2,400	
Acrylic, 60" Wide Table	-ACR-60	\$2,600	
Acrylic, 66" Wide Table	-ACR-66	\$2,800	
Acrylic, 72" Wide Table	-ACR-72	\$3,100	
Paint Option:			
Veneer Rounded Rectangle Base Inner Shell	-PVRR	DEDUCT \$471	Paint option on Veneer Rounded Rectangle Base Inner Shell
Laminate Rounded Rectangle Base Inner Shell	-PLRR	No Charge	Paint option on Laminate Rounded Rectangle Base Inner Shell
Fenix Tapered Base End/Inner Panels	-PFTP	DEDUCT \$471	Paint option on Fenix Tapered Base End/Inner Panels
Veneer Tapered Base End/Inner Panels	-PVTP	DEDUCT \$471	Paint option on Veneer Tapered Base End/Inner Panels
Laminate Tapered Base End/Inner Panels	-PLTP	No Charge	Paint option on Laminate Tapered Base End/Inner Panels
Remove Center Column for Four Post Base Options:			
If -P4 base is selected	-4COLP	DEDUCT \$903	Available on tables 96" and shorter only
If -V4 base is selected	-4COLV	DEDUCT \$1,392	
Center Column Base Finish Options:			
Painted Center Column Base*	-CRP	No Charge	To replace existing middle base (Hoop Base and T-Base only)
Veneer Center Column Base*	-CRV	No Charge	
Polished Chrome Finish Options:			
Polished Chrome Four Post Base	-PCFB	\$2,768	*When specifying -CRV or -CRP in conjunction with a Polished Chrome finish on Hoop Base or T-Base tables with 3 bases, use the upcharge code and pricing for 2 base tables (-PCHP2 or -PCTB2).
Polished Chrome Hoop Base (2 base tables)	-PCHP2	\$2,768	
Polished Chrome Hoop Base (3 base tables)	-PCHP3	\$4,149	
Polished Chrome T-Base (2 base tables)	-PCTB2	\$2,768	
Polished Chrome T-Base (3 base tables)	-PCTB3	\$4,149	
T-Base Combination Finish (2 base tables)	-PCCBF2	\$1,694	
T-Base Combination Finish (3 base tables)	-PCCBF3	\$2,542	
TOP OPTIONS			
Multi-Section Tops:			
102", 108", 114" and 120" one-piece tops split into two sections	Specify -2	\$824	Power Matrix (center of table location only) cannot be specified when this option is selected
204", 216", 228" or 240" two-piece tops split into four sections	Specify -4	\$1,642	
POWER OPTIONS			
Low Profile Perimeter Power Option:			See page 29 for location information
72"-132" Tables	-LPP6C	\$6,532	(10) simplex outlets, (10) USB-A+C ports, (4) Modular AV Inserts/Plates
144"-156" Tables	-LPP8C	\$9,144	
168"-240" Tables	-LPP10C	\$12,436	
For USB-C+C	Add -USB-DualC	No Charge	
Field-Wired Option:			
72"-132" Tables	Add -FW	DEDUCT \$1,945	Some local electrical codes may require hardwiring of components and may not allow the use of standard modular power systems. A junction box will be provided when ordering the -FW option
144"-156" Tables	Add -FW	DEDUCT \$2,378	
168"-240" Tables	Add -FW	DEDUCT \$2,913	
Other Power and Data Options:		See pages 204-213	





VENEER TOP WITH HARDWOOD EDGE

EDGE PROFILE



Reverse Flow Edge

GENERAL INFORMATION

- Tops are 1-1/8"-thick with 3/16"-deep hardwood edge band
- Seating capacity based on 27" per person
- Overall table height 29.5"
- Four Post Base includes a 12"x24" center column for wire management. Center column may be removed from tables 96" and shorter with options -4COLP or -4COLV above. On tables over 96", the center column is required for support.
- T-Base combination finish includes a Polished Chrome foot and Powder Coat vertical column
- Beam finish will match Metal Finish selection. If no Metal Finish is selected, beams will be Foil.
- If Polished Chrome Finish is specified on the T-Base or Hoop Base, the beams will be Foil. If Polished Chrome Finish is specified on the Four Post Base, the beams will be Clear Anodized.
- Tables with three Hoop or T-Bases will default to the same base style for all three bases. An alternate Center Column Base may also be specified above.
- One wire manager included with the Hoop Base table (regardless of table size). Can be adhered to the leg and will default to the finish of the leg. Wire manager on veneer Hoop Bases will be veneered to match the base veneer option. If additional wire management channels are required, they can be purchased separately at the end of the price list.
- Rectangle, Expandable Rectangle, Tapered, Rounded Rectangle, Metal T-Base, Panel, Island, and Center Column bases include a removable access panel
- Tapered and Rounded Rectangle bases standard with a metal trim detail
- Veneer Hoop Base finish will match Top veneer finish
- Upholstery option is applied on the Rounded Rectangle outer base shell or Tapered Base end panel. For COM fabrics, yardage requirement is 1 yard per base.
- Center Wire Chase available on two base tables for more robust wire management needs. See page 213.
- On Tapered base tables with center bases, the center base will default to the finish selections specified for the end bases. Metal finish on center bases will default to the finish selection on the end base.
- On Rounded Rectangle base tables with center bases, both sides of the center base will default to the finish selection specified for the inner shell of the end bases. Metal finish on center base will default to finish selection specified for end base.
- If a powder coat finish is not selected for the Low Profile Perimeter Power, the finish will match the beam metal finish (Foil is the default when Clear Anodized is selected)


REQUIRED INFORMATION (ORDER CANNOT BE ENTERED WITHOUT THIS INFORMATION)

See appendix pages vi-xii for surface material options.

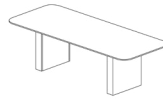
- Choose Veneer Finish
- Choose Laminate Finish, if Laminate base specified
- Choose Fenix Finish, if Fenix base specified
- Choose Paint Finish, if Painted base or paint option specified
- Choose Metal Finish. Clear Anodized (-CA), GoldMatt Anodized (-GMA), Antique Brass Anodized (-ABA) and Light Bronze Anodized (-LBA) not available on T-Base or Hoop Base.
- Choose Powder Coat Finish, if Low Profile Perimeter Power is selected
- Choose Metal Finish for base trim detail, if Tapered or Rounded Rectangle Bases specified
- Choose Upholstery, if Upholstery Base Option specified
- Choose Acrylic Finish, if Acrylic Base Option specified



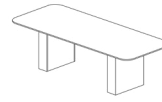
VENEER TOP WITH HARDWOOD EDGE



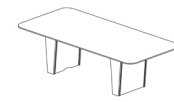
RADIUS RECTANGLE TOP



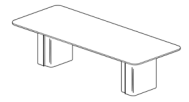
Rectangle Base



Expandable Rectangle Base



Tapered Base




Rounded Rectangle Base

RADIUS RECTANGLE TABLES					RECTANGLE BASE		EXPANDABLE RECTANGLE BASE		TAPERED BASE				ROUNDED RECTANGLE BASE		
					Painted	Veneer	Painted	Veneer	Laminate	Painted	Veneer	Fenix	Laminate	Painted	Veneer
MODEL #	L x W	BASE QTY	TOP SECTIONS	SEATING CAPACITY	-PR	-VR	-PX	-VX	-LTP	-PTP	-VTP	-FTP	-LRR	-PRR	-VRR
FWNC-7236-V	72 x 36	2	1	6	6,111	6,520	6,520	6,952	-	-	-	-	-	-	-
FWNC-7242-V	72 x 42	2	1	6	6,943	7,388	7,388	7,858	-	-	-	-	-	-	-
FWNC-7842-V	78 x 42	2	1	6	7,646	8,122	8,122	8,624	-	-	-	-	-	-	-
FWNC-8442-V	84 x 42	2	1	8	7,866	8,342	8,342	8,844	-	-	-	-	-	-	-
FWNC-8448-V	84 x 48	2	1	8	8,521	9,013	9,013	9,533	10,212	10,212	10,725	10,260	10,545	10,545	11,071
FWNC-9042-V	90 x 42	2	1	8	8,505	9,006	9,006	9,534	-	-	-	-	-	-	-
FWNC-9048-V	90 x 48	2	1	8	9,231	9,749	9,749	10,296	11,010	11,010	11,550	11,061	11,360	11,360	11,914
FWNC-9642-V	96 x 42	2	1	8	8,737	9,237	9,237	9,766	-	-	-	-	-	-	-
FWNC-9648-V	96 x 48	2	1	8	9,499	10,017	10,017	10,564	11,278	11,278	11,817	11,329	11,628	11,628	12,182
FWNC-10242-V	102 x 42	2	1	8	9,467	9,995	9,995	10,553	-	-	-	-	-	-	-
FWNC-10248-V	102 x 48	2	1	8	10,310	10,857	10,857	11,434	12,188	12,188	12,757	12,242	12,557	12,557	13,142
FWNC-10842-V	108 x 42	2	1	10	9,711	10,240	10,240	10,797	-	-	-	-	-	-	-
FWNC-10848-V	108 x 48	2	1	10	10,594	11,141	11,141	11,718	12,472	12,472	13,041	12,526	12,841	12,841	13,426
FWNC-10854-V	108 x 54	2	1	12	11,637	12,208	12,208	12,810	13,598	13,598	14,193	13,654	13,984	13,984	14,595
FWNC-11442-V	114 x 42	2	1	10	10,480	11,036	11,036	11,623	-	-	-	-	-	-	-
FWNC-11448-V	114 x 48	2	1	10	11,450	12,025	12,025	12,632	13,426	13,426	14,025	13,483	13,815	13,815	14,430
FWNC-11454-V	114 x 54	2	1	12	12,594	13,194	13,194	13,829	14,658	14,658	15,284	14,717	15,064	15,064	15,707
FWNC-12042-V	120 x 42	2	1	10	10,737	11,293	11,293	11,880	-	-	-	-	-	-	-
FWNC-12048-V	120 x 48	2	1	10	11,748	12,323	12,323	12,930	13,724	13,724	14,323	13,781	14,113	14,113	14,728
FWNC-12054-V	120 x 54	2	1	12	12,939	13,539	13,539	14,174	15,003	15,003	15,629	15,062	15,409	15,409	16,052
FWNC-13248-V	132 x 48	2	2	10	12,858	13,457	13,457	14,089	14,916	14,916	15,541	14,975	15,321	15,321	15,963
FWNC-13254-V	132 x 54	2	2	12	14,196	14,822	14,822	15,483	16,347	16,347	16,999	16,408	16,770	16,770	17,439
FWNC-14448-V	144 x 48	2	2	12	14,019	14,642	14,642	15,300	16,160	16,160	16,809	16,221	16,581	16,581	17,248
FWNC-14454-V	144 x 54	2	2	14	15,510	16,161	16,161	16,848	17,747	17,747	18,425	17,811	18,187	18,187	18,883
FWNC-14460-V	144 x 60	2	2	14	17,251	17,936	17,936	18,660	19,606	19,606	20,321	19,674	20,070	20,070	20,803
FWNC-15648-V	156 x 48	3	2	14	18,146	19,090	19,090	20,088	21,391	21,391	22,375	21,484	22,029	22,029	23,040
FWNC-15654-V	156 x 54	3	2	14	19,904	20,890	20,890	21,931	23,292	23,292	24,320	23,390	23,959	23,959	25,015
FWNC-15660-V	156 x 60	3	2	14	21,965	23,003	23,003	24,100	25,534	25,534	26,616	25,636	26,236	26,236	27,347
FWNC-16854-V	168 x 54	3	2	16	20,754	21,741	21,741	22,782	24,143	24,143	25,171	24,240	24,810	24,810	25,865
FWNC-16860-V	168 x 60	3	2	16	22,938	23,976	23,976	25,073	26,507	26,507	27,589	26,609	27,209	27,209	28,321
FWNC-18054-V	180 x 54	3	2	16	21,605	22,591	22,591	23,633	24,994	24,994	26,022	25,091	25,661	25,661	26,716
FWNC-18060-V	180 x 60	3	2	16	23,911	24,949	24,949	26,046	27,480	27,480	28,562	27,582	28,182	28,182	29,294
FWNC-19254-V	192 x 54	3	2	18	22,456	23,442	23,442	24,484	25,706	25,706	26,998	25,817	26,553	26,553	27,887
FWNC-19260-V	192 x 60	3	2	18	24,884	25,922	25,922	27,019	28,307	28,307	29,667	28,424	29,199	29,199	30,603
FWNC-19266-V	192 x 66	3	4	18	30,990	32,092	32,092	33,255	34,620	34,620	36,063	34,745	35,567	35,567	37,056
FWNC-19272-V	192 x 72	3	4	18	32,551	33,653	33,653	34,816	34,785	34,785	36,461	34,925	35,933	35,933	37,655
FWNC-20454-V	204 x 54	3	2	18	24,254	25,280	25,280	26,364	27,636	27,636	28,980	27,751	28,517	28,517	29,905
FWNC-20460-V	204 x 60	3	2	18	26,907	27,988	27,988	29,129	30,469	30,469	31,885	30,591	31,397	31,397	32,859
FWNC-20466-V	204 x 66	3	4	18	33,589	34,735	34,735	35,946	37,366	37,366	38,868	37,496	38,351	38,351	39,901
FWNC-20472-V	204 x 72	3	4	18	35,315	36,461	36,461	37,672	37,640	37,640	39,383	37,785	38,834	38,834	40,626
FWNC-21654-V	216 x 54	3	2	20	25,752	26,803	26,803	27,913	29,216	29,216	30,593	29,335	30,119	30,119	31,541
FWNC-21660-V	216 x 60	3	2	20	28,601	29,708	29,708	30,877	32,250	32,250	33,700	32,374	33,201	33,201	34,698
FWNC-21666-V	216 x 66	3	4	20	35,781	36,955	36,955	38,195	39,651	39,651	41,189	39,783	40,659	40,659	42,247
FWNC-21672-V	216 x 72	3	4	20	37,653	38,827	38,827	40,067	40,034	40,034	41,820	40,183	41,258	41,258	43,094
FWNC-22854-V	228 x 54	3	2	20	26,912	27,973	27,973	29,094	30,410	30,410	31,800	30,529	31,321	31,321	32,756
FWNC-22860-V	228 x 60	3	2	20	29,920	31,037	31,037	32,218	33,603	33,603	35,067	33,729	34,563	34,563	36,074
FWNC-22866-V	228 x 66	3	4	20	37,507	38,693	38,693	39,945	41,414	41,414	42,967	41,548	42,432	42,432	44,035
FWNC-22872-V	228 x 72	3	4	20	39,502	40,688	40,688	41,940	41,907	41,907	43,710	42,057	43,142	43,142	44,995
FWNC-24054-V	240 x 54	3	2	20	28,143	29,216	29,216	30,350	31,680	31,680	33,086	31,801	32,602	32,602	34,053
FWNC-24060-V	240 x 60	3	2	20	31,317	32,448	32,448	33,642	35,042	35,042	36,523	35,170	36,013	36,013	37,542
FWNC-24066-V	240 x 66	3	4	20	39,334	40,532	40,532	41,799	43,284	43,284	44,855	43,419	44,314	44,314	45,935
FWNC-24072-V	240 x 72	3	4	20	41,458	42,656	42,656	43,923	43,889	43,889	45,712	44,041	45,138	45,138	47,012



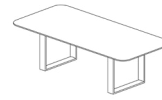
VENEER TOP WITH HARDWOOD EDGE



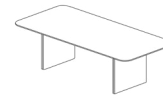
RADIUS RECTANGLE TOP



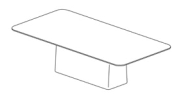
T-Base



Hoop Base



Panel Base



Island Base

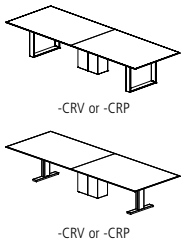
RADIUS RECTANGLE TABLES

MODEL #	L x W	BASE QTY	TOP SECTIONS	SEATING CAPACITY	T-BASE	HOOP BASE		PANEL BASE		ISLAND BASE	
					Metal	Metal	Veneer	Painted	Veneer	Painted	Veneer
					-TB	-HP	-VHP	-PP	-VP	-PN	-VN
FWNC-7236-V	72 x 36	2	1	6	5,472	-	-	-	-	-	-
FWNC-7242-V	72 x 42	2	1	6	6,248	-	-	-	-	-	-
FWNC-7842-V	78 x 42	2	1	6	6,903	-	-	-	-	-	-
FWNC-8442-V	84 x 42	2	1	8	7,122	-	-	-	-	-	-
FWNC-8448-V	84 x 48	2	1	8	7,752	9,013	11,736	7,204	7,745	-	-
FWNC-9042-V	90 x 42	2	1	8	7,723	-	-	-	-	-	-
FWNC-9048-V	90 x 48	2	1	8	8,422	9,749	12,614	7,846	8,415	-	-
FWNC-9642-V	96 x 42	2	1	8	7,955	-	-	-	-	-	-
FWNC-9648-V	96 x 48	2	1	8	8,690	10,017	12,882	8,114	8,683	-	-
FWNC-10242-V	102 x 42	2	1	8	8,641	-	-	-	-	-	-
FWNC-10248-V	102 x 48	2	1	8	9,456	10,857	13,881	8,848	9,449	-	-
FWNC-10842-V	108 x 42	2	1	10	8,886	-	-	-	-	-	-
FWNC-10848-V	108 x 48	2	1	10	9,740	11,141	14,165	9,132	9,732	-	-
FWNC-10854-V	108 x 54	2	1	12	10,745	12,208	15,366	10,110	10,737	13,031	13,630
FWNC-11442-V	114 x 42	2	1	10	9,610	-	-	-	-	-	-
FWNC-11448-V	114 x 48	2	1	10	10,551	12,025	15,208	9,911	10,542	-	-
FWNC-11454-V	114 x 54	2	1	12	11,655	13,194	16,519	10,986	11,646	14,062	14,692
FWNC-12042-V	120 x 42	2	1	10	9,868	-	-	-	-	-	-
FWNC-12048-V	120 x 48	2	1	10	10,849	12,323	15,506	10,209	10,840	-	-
FWNC-12054-V	120 x 54	2	1	12	11,999	13,539	16,864	11,331	11,991	14,406	15,037
FWNC-13248-V	132 x 48	2	2	10	11,921	13,457	16,773	11,254	11,913	-	-
FWNC-13254-V	132 x 54	2	2	12	13,218	14,822	18,285	12,522	13,209	15,725	16,382
FWNC-14448-V	144 x 48	2	2	12	13,045	14,642	18,090	12,351	13,036	-	-
FWNC-14454-V	144 x 54	2	2	14	14,493	16,161	19,763	13,769	14,484	17,100	17,783
FWNC-14460-V	144 x 60	2	2	14	16,180	17,936	21,730	15,417	16,170	18,926	19,645
FWNC-15648-V	156 x 48	3	2	14	16,670	19,090	24,316	15,620	16,657	-	-
FWNC-15654-V	156 x 54	3	2	14	18,362	20,890	26,348	17,265	18,348	19,200	19,890
FWNC-15660-V	156 x 60	3	2	14	20,341	23,003	28,752	19,185	20,326	21,224	21,950
FWNC-16854-V	168 x 54	3	2	16	19,213	21,741	27,199	18,116	19,199	20,051	20,741
FWNC-16860-V	168 x 60	3	2	16	21,314	23,976	29,725	20,159	21,299	22,197	22,923
FWNC-18054-V	180 x 54	3	2	16	20,064	22,591	28,050	18,967	20,050	21,128	21,808
FWNC-18060-V	180 x 60	3	2	16	22,287	24,949	30,698	21,132	22,273	23,378	24,181
FWNC-19254-V	192 x 54	3	2	18	20,915	23,442	28,900	19,817	20,901	21,979	22,743
FWNC-19260-V	192 x 60	3	2	18	23,260	25,922	31,671	22,105	23,246	24,371	25,154
FWNC-19266-V	192 x 66	3	4	18	-	32,092	38,189	28,043	29,253	30,463	31,701
FWNC-19272-V	192 x 72	3	4	18	-	33,653	38,757	29,604	30,814	32,021	33,262
FWNC-20454-V	204 x 54	3	2	18	22,649	25,280	30,960	21,508	22,635	23,763	24,437
FWNC-20460-V	204 x 60	3	2	18	25,218	27,988	33,970	24,015	25,202	26,396	27,472
FWNC-20466-V	204 x 66	3	4	18	-	34,735	41,080	30,522	31,781	33,009	34,262
FWNC-20472-V	204 x 72	3	4	18	-	36,461	41,772	32,248	33,507	34,735	35,988
FWNC-21654-V	216 x 54	3	2	20	24,109	26,803	32,621	22,939	24,094	25,243	26,387
FWNC-21660-V	216 x 60	3	2	20	26,870	29,708	35,836	25,638	26,855	28,063	29,270
FWNC-21666-V	216 x 66	3	4	20	-	36,955	43,454	32,639	33,929	35,137	36,400
FWNC-21672-V	216 x 72	3	4	20	-	38,827	44,268	34,511	35,801	37,029	38,292
FWNC-22854-V	228 x 54	3	2	20	25,253	27,973	33,847	24,072	25,238	26,403	27,568
FWNC-22860-V	228 x 60	3	2	20	28,172	31,037	37,224	26,929	28,157	29,317	30,482
FWNC-22866-V	228 x 66	3	4	20	-	38,693	45,254	34,335	35,638	36,842	38,045
FWNC-22872-V	228 x 72	3	4	20	-	40,688	46,180	36,330	37,633	38,837	40,038
FWNC-24054-V	240 x 54	3	2	20	26,465	29,216	35,156	25,271	26,450	27,625	28,800
FWNC-24060-V	240 x 60	3	2	20	29,550	32,448	38,704	28,293	29,534	30,775	32,016
FWNC-24066-V	240 x 66	3	4	20	-	40,532	47,168	36,126	37,443	38,763	40,084
FWNC-24072-V	240 x 72	3	4	20	-	42,656	48,211	38,250	39,567	40,872	42,139



VENEER TOP WITH HARDWOOD EDGE


BASE OPTIONS	CODE	PRICE	NOTES
Metal Trim Finish Options:			
Powder Coat	No Code	No Charge	Tapered and Rounded Rectangle Bases are standard with a metal trim detail in either Powder Coat or Clear Anodized. Other finishes available at an upcharge.
Clear Anodized	-CA	No Charge	
GoldMatt Anodized	-GMA	\$941	
Antique Brass Anodized	-ABA	\$941	
Light Bronze Anodized	-LBA	\$471	
High Polish Finish	-HPF	\$554	
Upholstered Base Option:			
		-COM	-A -B -C -D -E -F -G
Upholstered Base, 48" Wide Table	-UPH-48	\$1,045	\$1,359 \$1,463 \$1,568 \$1,672 \$2,404 \$2,822 \$3,031
Upholstered Base, 54" Wide Table	-UPH-54	\$1,045	\$1,411 \$1,516 \$1,550 \$1,725 \$2,508 \$2,926 \$3,135
Upholstered Base, 60" Wide Table	-UPH-60	\$1,045	\$1,463 \$1,568 \$1,672 \$1,777 \$2,717 \$3,135 \$3,344
Upholstered Base, 66" Wide Table	-UPH-66	\$1,045	\$1,568 \$1,672 \$1,777 \$1,881 \$3,135 \$3,553 \$3,762
Upholstered Base, 72" Wide Table	-UPH-72	\$1,045	\$1,672 \$1,777 \$1,881 \$1,986 \$3,658 \$4,076 \$4,285
Acrylic Base Option:			
Acrylic, 48" Wide Table	-ACR-48	\$2,000	Acrylic option applied to end/inner panels of Tapered Bases only.
Acrylic, 54" Wide Table	-ACR-54	\$2,400	
Acrylic, 60" Wide Table	-ACR-60	\$2,600	
Acrylic, 66" Wide Table	-ACR-66	\$2,800	
Acrylic, 72" Wide Table	-ACR-72	\$3,100	
Paint Option:			
Veneer Rounded Rectangle Base Inner Shell	-PVRR	DEDUCT \$471	Paint option on Veneer Rounded Rectangle Base Inner Shell
Laminate Rounded Rectangle Base Inner Shell	-PLRR	No Charge	Paint option on Laminate Rounded Rectangle Base Inner Shell
Fenix Tapered Base End/Inner Panels	-PFTP	DEDUCT \$471	Paint option on Fenix Tapered Base End/Inner Panels
Veneer Tapered Base End/Inner Panels	-PVTP	DEDUCT \$471	Paint option on Veneer Tapered Base End/Inner Panels
Laminate Tapered Base End/Inner Panels	-PLTP	No Charge	Paint option on Laminate Tapered Base End/Inner Panels
Remove Center Column for Four Post Base Options:			
If -P4 base is selected	-4COLP	DEDUCT \$903	Available on tables 96" and shorter only
If -V4 base is selected	-4COLV	DEDUCT \$1,392	
Center Column Base Finish Options:			
Painted Center Column Base*	-CRP	No Charge	To replace existing middle base (Hoop Base and T-Base only)
Veneer Center Column Base*	-CRV	No Charge	
Polished Chrome Finish Options:			
Polished Chrome Hoop Base (2 base tables)	-PCHP2	\$2,768	*When specifying -CRV or -CRP in conjunction with a Polished Chrome finish on Hoop Base or T-Base tables with 3 bases, use the upcharge code and pricing for 2 base tables (-PCHP2 or -PCTB2).
Polished Chrome Hoop Base (3 base tables)	-PCHP3	\$4,149	
Polished Chrome T-Base (2 base tables)	-PCTB2	\$2,768	
Polished Chrome T-Base (3 base tables)	-PCTB3	\$4,149	
T-Base Combination Finish (2 base tables)	-PCCBF2	\$1,694	
T-Base Combination Finish (3 base tables)	-PCCBF3	\$2,542	
TOP OPTIONS			
Multi-Section Tops:			
102", 108", 114" and 120" one-piece tops split into two sections	Specify -2	\$824	Power Matrix (center of table location only) cannot be specified when this option is selected
204", 216", 228" or 240" two-piece tops split into four sections	Specify -4	\$1,642	
POWER OPTIONS			
Low Profile Perimeter Power Option:			
72"-132" Tables	-LPP6C	\$6,532	See page 29 for location information (10) simplex outlets, (10) USB-A+C ports, (4) Modular AV Inserts/Plates (14) simplex outlets, (14) USB-A+C ports, (4) Modular AV Inserts/Plates (18) simplex outlets, (18) USB-A+C ports, (4) Modular AV Inserts/Plates Replaces USB-A+C ports
144"-156" Tables	-LPP8C	\$9,144	
168"-240" Tables	-LPP10C	\$12,436	
For USB-C+C	Add -USB-DualC	No Charge	
Field-Wired Option:			
72"-132" Tables	Add -FW	DEDUCT \$1,945	Some local electrical codes may require hardwiring of components and may not allow the use of standard modular power systems. A junction box will be provided when ordering the -FW option
144"-156" Tables	Add -FW	DEDUCT \$2,378	
168"-240" Tables	Add -FW	DEDUCT \$2,913	
Other Power and Data Options: See pages 204-213			





VENEER TOP WITH HARDWOOD EDGE

EDGE PROFILE



Reverse Flow Edge

GENERAL INFORMATION

- Tops are 1-1/8"-thick with 3/16"-deep hardwood edge band
- Seating capacity based on 27" per person
- Overall table height 29.5"
- T-Base combination finish includes a Polished Chrome foot and Powder Coat vertical column
- Beam finish will match Metal Finish selection. If no Metal Finish is selected, beams will be Foil.
- If Polished Chrome Finish is specified on the T-Base or Hoop Base, the beams will be Foil.
- Tables with three Hoop or T-Bases will default to the same base style for all three bases. An alternate Center Column Base may also be specified above.
- One wire manager included with the Hoop Base table (regardless of table size). Can be adhered to the leg and will default to the finish of the leg. Wire manager on veneer Hoop Bases will be veneered to match the base veneer option. If additional wire management channels are required, they can be purchased separately at the end of the price list.
- Rectangle, Expandable Rectangle, Tapered, Rounded Rectangle, Metal T-Base, Panel, Island, and Center Column bases include a removable access panel
- Tapered and Rounded Rectangle bases standard with a metal trim detail
- Veneer Hoop Base finish will match Top veneer finish
- Upholstery option is applied on the Rounded Rectangle outer base shell or Tapered Base end panel. For COM fabrics, yardage requirement is 1 yard per base.
- Center Wire Chase available on two base tables for more robust wire management needs. See page 213.
- On Tapered base tables with center bases, the center base will default to the finish selections specified for the end bases. Metal finish on center bases will default to the finish selection on the end base.
- On Rounded Rectangle base tables with center bases, both sides of the center base will default to the finish selection specified for the inner shell of the end bases. Metal finish on center base will default to finish selection specified for end base.
- If a powder coat finish is not selected for the Low Profile Perimeter Power, the finish will match the beam metal finish (Foil is the default when Clear Anodized is selected)

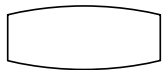
REQUIRED INFORMATION (ORDER CANNOT BE ENTERED WITHOUT THIS INFORMATION)

See appendix pages vi-xii for surface material options.

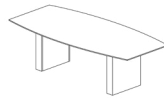
- Choose Veneer Finish
- Choose Laminate Finish, if Laminate base specified
- Choose Fenix Finish, if Fenix base specified
- Choose Paint Finish, if Painted base or paint option specified
- Choose Metal Finish. Clear Anodized (-CA), GoldMatt Anodized (-GMA), Antique Brass Anodized (-ABA) and Light Bronze Anodized (-LBA) not available on T-Base or Hoop Base.
- Choose Powder Coat Finish, if Low Profile Perimeter Power is selected
- Choose Metal Finish for base trim detail, if Tapered or Rounded Rectangle Bases specified
- Choose Upholstery, if Upholstery Base Option specified
- Choose Acrylic Finish, if Acrylic Base Option specified



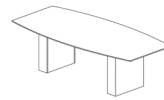
VENEER TOP WITH HARDWOOD EDGE



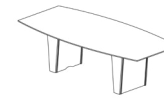
BOAT TOP



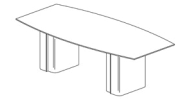
Rectangle Base



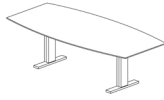
Expandable Rectangle Base



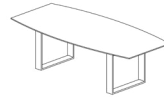
Tapered Base



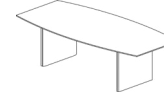
Rounded Rectangle Base



T-Base



Hoop Base



Panel Base



Four Post Base

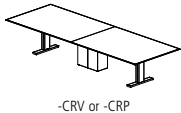
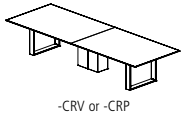
BOAT TABLES	MODEL #	L x W	BASE QTY	TOP SECTIONS	SEATING CAPACITY	RECTANGLE BASE		EXPANDABLE RECTANGLE BASE		TAPERED BASE			ROUNDED RECTANGLE BASE			
						Painted	Veneer	Painted	Veneer	Laminate	Painted	Veneer	Fenix	Laminate	Painted	Veneer
						-PR	-VR	-PX	-VX	-LTP	-PTP	-VTP	-FTP	-LRR	-PRR	-VRR
FWNB-7240-V	72 x 32/40	2	1	6	6,844	7,289	7,289	7,759	-	-	-	-	-	-	-	-
FWNB-7840-V	78 x 32/40	2	1	6	7,531	8,007	8,007	8,509	-	-	-	-	-	-	-	-
FWNB-8444-V	84 x 32/44	2	1	8	8,265	8,757	8,757	9,277	9,956	9,956	10,469	10,004	10,289	10,289	10,815	
FWNB-9044-V	90 x 32/44	2	1	8	8,943	9,461	9,461	10,008	10,722	10,722	11,262	10,773	11,072	11,072	11,626	
FWNB-9648-V	96 x 36/48	2	1	8	9,499	10,017	10,017	10,564	11,278	11,278	11,817	11,329	11,628	11,628	12,182	
FWNB-10248-V	102 x 36/48	2	1	8	10,310	10,857	10,857	11,434	12,188	12,188	12,757	12,242	12,557	12,557	13,142	
FWNB-10848-V	108 x 36/48	2	1	10	10,594	11,141	11,141	11,718	12,472	12,472	13,041	12,526	12,841	12,841	13,426	
FWNB-11450-V	114 x 36/50	2	1	10	12,170	12,770	12,770	13,405	14,234	14,234	14,860	14,293	14,640	14,640	15,283	
FWNB-12050-V	120 x 36/50	2	1	10	12,493	13,093	13,093	13,728	14,557	14,557	15,183	14,616	14,963	14,963	15,606	
FWNB-13254-V	132 x 36/54	2	2	10	14,196	14,822	14,822	15,483	16,347	16,347	16,999	16,408	16,770	16,770	17,439	
FWNB-14454-V	144 x 36/54	2	2	12	15,510	16,161	16,161	16,848	17,747	17,747	18,425	17,811	18,187	18,187	18,883	
FWNB-15654-V	156 x 36/54	3	2	12	19,904	20,890	20,890	21,931	23,292	23,292	24,320	23,390	23,959	23,959	25,015	
FWNB-16860-V	168 x 42/60	3	2	14	22,938	23,976	23,976	25,073	26,507	26,507	27,589	26,609	27,209	27,209	28,321	
FWNB-18060-V	180 x 42/60	3	2	14	23,911	24,949	24,949	26,046	27,480	27,480	28,562	27,582	28,182	28,182	29,294	
FWNB-19272-V	192 x 54/72	3	4	18	32,551	33,653	33,653	34,816	34,785	34,785	36,461	34,925	35,933	35,933	37,655	
FWNB-20472-V	204 x 54/72	3	4	18	35,315	36,461	36,461	37,672	37,640	37,640	39,383	37,785	38,834	38,834	40,626	
FWNB-21672-V	216 x 54/72	3	4	20	37,653	38,827	38,827	40,067	40,034	40,034	41,820	40,183	41,258	41,258	43,094	
FWNB-22872-V	228 x 54/72	3	4	20	39,502	40,688	40,688	41,940	41,907	41,907	43,710	42,057	43,142	43,142	44,995	
FWNB-24072-V	240 x 54/72	3	4	20	41,458	42,656	42,656	43,923	43,889	43,889	45,712	44,041	45,138	45,138	47,012	

BOAT TABLES	MODEL #	L x W	BASE QTY	TOP SECTIONS	SEATING CAPACITY	T-BASE		HOOP BASE		PANEL BASE		FOUR POST BASE	
						Metal	Veneer	Metal	Veneer	Painted	Veneer	Painted	Veneer
						-TB	-HP	-VHP	-PP	-VP	-P4	-V4	
FWNB-7240-V	72 x 32/40	2	1	6	6,149	-	-	5,654	6,142	6,844	7,289		
FWNB-7840-V	78 x 32/40	2	1	6	6,788	-	-	6,258	6,781	7,531	8,007		
FWNB-8444-V	84 x 32/44	2	1	8	7,496	-	-	6,948	7,489	8,265	8,757		
FWNB-9044-V	90 x 32/44	2	1	8	8,134	-	-	7,558	8,127	8,943	9,461		
FWNB-9648-V	96 x 36/48	2	1	8	8,690	10,017	12,882	8,114	8,683	9,499	10,017		
FWNB-10248-V	102 x 36/48	2	1	8	9,456	10,857	13,881	8,848	9,449	10,310	10,857		
FWNB-10848-V	108 x 36/48	2	1	10	9,740	11,141	14,165	9,132	9,732	10,594	11,141		
FWNB-11450-V	114 x 36/50	2	1	10	11,231	12,770	16,095	10,562	11,222	12,170	12,770		
FWNB-12050-V	120 x 36/50	2	1	10	11,553	13,093	16,418	10,885	11,545	12,493	13,093		
FWNB-13254-V	132 x 36/54	2	2	10	13,218	14,822	18,285	12,522	13,209	14,196	14,822		
FWNB-14454-V	144 x 36/54	2	2	12	14,493	16,161	19,763	13,769	14,484	15,510	16,161		
FWNB-15654-V	156 x 36/54	3	2	12	18,362	20,890	26,348	17,265	18,348	19,904	20,890		
FWNB-16860-V	168 x 42/60	3	2	14	21,314	23,976	29,725	20,159	21,299	22,938	23,976		
FWNB-18060-V	180 x 42/60	3	2	14	22,287	24,949	30,698	21,132	22,273	23,911	24,949		
FWNB-19272-V	192 x 54/72	3	4	18	-	33,653	38,757	29,604	30,814	32,551	33,653		
FWNB-20472-V	204 x 54/72	3	4	18	-	36,461	41,772	32,248	33,507	35,315	36,461		
FWNB-21672-V	216 x 54/72	3	4	20	-	38,827	44,268	34,511	35,801	37,653	38,827		
FWNB-22872-V	228 x 54/72	3	4	20	-	40,688	46,180	36,330	37,633	39,502	40,688		
FWNB-24072-V	240 x 54/72	3	4	20	-	42,656	48,211	38,250	39,567	41,458	42,656		



VENEER TOP WITH HARDWOOD EDGE


BASE OPTIONS	CODE	PRICE	NOTES
Metal Trim Finish Options:			
Powder Coat	No Code	No Charge	Tapered and Rounded Rectangle Bases are standard with a metal trim detail in either Powder Coat or Clear Anodized. Other finishes available at an upcharge.
Clear Anodized	-CA	No Charge	
GoldMatt Anodized	-GMA	\$941	
Antique Brass Anodized	-ABA	\$941	
Light Bronze Anodized	-LBA	\$471	
High Polish Finish	-HPF	\$554	
Upholstered Base Option:			
		-COM	-A -B -C -D -E -F -G
Upholstered Base, 44", 48", 50" Wide Tables	-UPH-48	\$1,045	\$1,359 \$1,463 \$1,568 \$1,672 \$2,404 \$2,822 \$3,031
Upholstered Base, 54" Wide Table	-UPH-54	\$1,045	\$1,411 \$1,516 \$1,550 \$1,725 \$2,508 \$2,926 \$3,135
Upholstered Base, 60" Wide Table	-UPH-60	\$1,045	\$1,463 \$1,568 \$1,672 \$1,777 \$2,717 \$3,135 \$3,344
Upholstered Base, 72" Wide Table	-UPH-72	\$1,045	\$1,672 \$1,777 \$1,881 \$1,986 \$3,658 \$4,076 \$4,285
Acrylic Base Option:			
Acrylic, 44", 48", 50" Wide Tables	-ACR-48	\$2,000	Acrylic option applied to end/inner panels of Tapered Bases only.
Acrylic, 54" Wide Table	-ACR-54	\$2,400	
Acrylic, 60" Wide Table	-ACR-60	\$2,600	
Acrylic, 72" Wide Table	-ACR-72	\$3,100	
Paint Option:			
Veneer Rounded Rectangle Base Inner Shell	-PVRR	DEDUCT \$471	Paint option on Veneer Rounded Rectangle Base Inner Shell
Laminate Rounded Rectangle Base Inner Shell	-PLRR	No Charge	Paint option on Laminate Rounded Rectangle Base Inner Shell
Fenix Tapered Base End/Inner Panels	-PFTP	DEDUCT \$471	Paint option on Fenix Tapered Base End/Inner Panels
Veneer Tapered Base End/Inner Panels	-PVTP	DEDUCT \$471	Paint option on Veneer Tapered Base End/Inner Panels
Laminate Tapered Base End/Inner Panels	-PLTP	No Charge	Paint option on Laminate Tapered Base End/Inner Panels
Remove Center Column for Four Post Base Options:			
If -P4 base is selected	-4COLP	DEDUCT \$903	Available on tables 96" and shorter only
If -V4 base is selected	-4COLV	DEDUCT \$1,392	
Center Column Base Finish Options:			
Painted Center Column Base*	-CRP	No Charge	To replace existing middle base (Hoop Base and T-Base only)
Veneer Center Column Base*	-CRV	No Charge	
Polished Chrome Finish Options:			
Polished Chrome Four Post Base	-PCFB	\$2,768	*When specifying -CRV or -CRP in conjunction with a Polished Chrome finish on Hoop Base or T-Base tables with 3 bases, use the upcharge code and pricing for 2 base tables (-PCHP2 or -PCTB2).
Polished Chrome Hoop Base (2 base tables)	-PCHP2	\$2,768	
Polished Chrome Hoop Base (3 base tables)	-PCHP3	\$4,149	
Polished Chrome T-Base (2 base tables)	-PCTB2	\$2,768	
Polished Chrome T-Base (3 base tables)	-PCTB3	\$4,149	
T-Base Combination Finish (2 base tables)	-PCCBF2	\$1,694	
T-Base Combination Finish (3 base tables)	-PCCBF3	\$2,542	
TOP OPTIONS			
Multi-Section Tops:			
102", 108", 114" and 120" one-piece tops split into two sections	Specify -2	\$824	Power Matrix (center of table location only) cannot be specified when this option is selected
POWER OPTIONS			
Low Profile Perimeter Power Option:			
72"-132" Tables	-LPP6C	\$6,532	See page 29 for location information (10) simplex outlets, (10) USB-A+C ports, (4) Modular AV Inserts/Plates
144"-156" Tables	-LPP8C	\$9,144	
168"-240" Tables	-LPP10C	\$12,436	
For USB-C+C	Add -USB-DualC	No Charge	
Field-Wired Option:			
72"-132" Tables	Add -FW	DEDUCT \$1,945	Some local electrical codes may require hardwiring of components and may not allow the use of standard modular power systems. A junction box will be provided when ordering the -FW option
144"-156" Tables	Add -FW	DEDUCT \$2,378	
168"-240" Tables	Add -FW	DEDUCT \$2,913	
Other Power and Data Options:			
	See pages 204-213		





VENEER TOP WITH HARDWOOD EDGE

EDGE PROFILE



Reverse Flow Edge

GENERAL INFORMATION

- Tops are 1-1/8"-thick with 3/16"-deep hardwood edge band
- Seating capacity based on 27" per person
- Overall table height 29.5"
- Four Post Base includes a 12"x24" center column for wire management. Center column may be removed from tables 96" and shorter with options -4COLP or -4COLV above. On tables over 96", the center column is required for support.
- T-Base combination finish includes a Polished Chrome foot and Powder Coat vertical column
- Beam finish will match Metal Finish selection. If no Metal Finish is selected, beams will be Foil.
- If Polished Chrome Finish is specified on the T-Base or Hoop Base, the beams will be Foil. If Polished Chrome Finish is specified on the Four Post Base, the beams will be Clear Anodized.
- Tables with three Hoop or T-Bases will default to the same base style for all three bases. An alternate Center Column Base may also be specified above.
- One wire manager included with the Hoop Base table (regardless of table size). Can be adhered to the leg and will default to the finish of the leg.
- Wire manager on veneer Hoop Bases will be veneered to match the base veneer option. If additional wire management channels are required, they can be purchased separately at the end of the price list.
- Rectangle, Expandable Rectangle, Tapered, Rounded Rectangle, Metal T-Base, Panel, Island, and Center Column bases include a removable access panel
- Tapered and Rounded Rectangle bases standard with a metal trim detail
- Veneer Hoop Base finish will match Top veneer finish
- Upholstery option is applied on the Rounded Rectangle outer base shell or Tapered Base end panel. For COM fabrics, yardage requirement is 1 yard per base.
- Center Wire Chase available on two base tables for more robust wire management needs. See page 213.
- On Tapered base tables with center bases, the center base will default to the finish selections specified for the end bases. Metal finish on center bases will default to the finish selection on the end base.
- On Rounded Rectangle base tables with center bases, both sides of the center base will default to the finish selection specified for the inner shell of the end bases. Metal finish on center base will default to finish selection specified for end base.
- If a powder coat finish is not selected for the Low Profile Perimeter Power, the finish will match the beam metal finish (Foil is the default when Clear Anodized is selected)

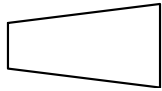
REQUIRED INFORMATION (ORDER CANNOT BE ENTERED WITHOUT THIS INFORMATION)

See appendix pages vi-xii for surface material options.

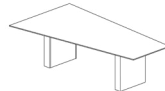
- Choose Veneer Finish
- Choose Laminate Finish, if Laminate base specified
- Choose Fenix Finish, if Fenix base specified
- Choose Paint Finish, if Painted base or paint option specified
- Choose Metal Finish. Clear Anodized (-CA), GoldMatt Anodized (-GMA), Antique Brass Anodized (-ABA) and Light Bronze Anodized (-LBA) not available on T-Base or Hoop Base.
- Choose Powder Coat Finish, if Low Profile Perimeter Power is selected
- Choose Metal Finish for base trim detail, if Tapered or Rounded Rectangle Bases specified
- Choose Upholstery, if Upholstery Base Option specified
- Choose Acrylic Finish, if Acrylic Base Option specified



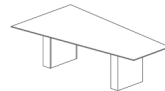
VENEER TOP WITH HARDWOOD EDGE



SIGHT LINE TOP



Rectangle Base



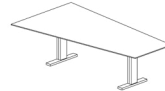
Expandable Rectangle Base



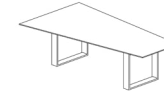
Tapered Base



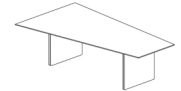
Rounded Rectangle Base



T-Base



Hoop Base



Panel Base

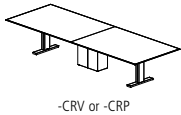
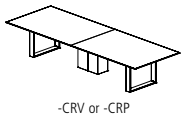
SIGHT LINE TABLES	MODEL #	L x W	BASE QTY	TOP SECTIONS	SEATING CAPACITY	RECTANGLE BASE		EXPANDABLE RECTANGLE BASE		TAPERED BASE			ROUNDED RECTANGLE BASE			
						Painted	Veneer	Painted	Veneer	Laminate	Painted	Veneer	Fenix	Laminate	Painted	Veneer
						-PR	-VR	-PX	-VX	-LTP	-PTP	-VTP	-FTP	-LRR	-PRR	-VRR
FWNA-7254-V	72 x 36/54	2	1	7	8,145	8,625	8,625	9,133	9,796	9,796	10,297	9,843	10,121	10,121	10,635	
FWNA-7856-V	78 x 36/56	2	1	7	9,614	10,155	10,155	10,727	11,474	11,474	12,038	11,527	11,840	11,840	12,419	
FWNA-8458-V	84 x 36/58	2	1	9	10,075	10,616	10,616	11,188	11,935	11,935	12,499	11,989	12,301	12,301	12,880	
FWNA-9060-V	90 x 36/60	2	1	9	11,106	11,675	11,675	12,277	13,062	13,062	13,656	13,119	13,447	13,447	14,057	
FWNA-9660-V	96 x 36/60	2	1	9	11,464	12,034	12,034	12,635	13,421	13,421	14,014	13,477	13,806	13,806	14,415	
FWNA-10260-V	102 x 36/60	2	1	9	12,480	13,081	13,081	13,715	14,545	14,545	15,171	14,604	14,951	14,951	15,595	
FWNA-10860-V	108 x 36/60	2	1	11	12,857	13,458	13,458	14,093	14,923	14,923	15,549	14,982	15,329	15,329	15,972	
FWNA-11460-V	114 x 36/60	2	1	11	13,933	14,565	14,565	15,234	16,107	16,107	16,766	16,169	16,534	16,534	17,212	
FWNA-12066-V	120 x 36/66	2	2	11	17,998	18,669	18,669	19,377	20,304	20,304	21,003	20,370	20,757	20,757	21,475	
FWNA-13268-V	132 x 36/68	2	3	11	20,213	20,912	20,912	21,650	22,615	22,615	23,343	22,684	23,087	23,087	23,835	
FWNA-14470-V	144 x 36/70	2	3	13	22,608	23,335	23,335	24,103	25,106	25,106	25,863	25,177	25,597	25,597	26,375	
FWNA-15672-V	156 x 36/72	3	3	13	28,395	29,497	29,497	30,660	32,181	32,181	33,329	32,289	32,925	32,925	34,104	
FWNA-16876-V	168 x 36/76	3	3	15	29,815	30,885	30,885	32,015	33,492	33,492	34,607	33,597	34,215	34,215	35,361	
FWNA-18078-V	180 x 36/78	3	3	15	31,698	32,768	32,768	33,898	35,375	35,375	36,490	35,481	36,098	36,098	37,244	
FWNA-19278-V	192 x 36/78	3	4	17	33,138	34,208	34,208	35,338	35,308	35,308	36,936	35,444	36,423	36,423	38,096	
FWNA-20478-V	204 x 36/78	3	4	17	35,983	37,097	37,097	38,273	38,242	38,242	39,935	38,383	39,402	39,402	41,143	
FWNA-21678-V	216 x 36/78	3	4	19	38,397	39,537	39,537	40,742	40,710	40,710	42,445	40,855	41,899	41,899	43,682	
FWNA-22878-V	228 x 36/78	3	4	19	40,313	41,464	41,464	42,680	42,648	42,648	44,400	42,794	43,848	43,848	45,648	
FWNA-24078-V	240 x 36/78	3	4	19	42,337	43,501	43,501	44,732	44,699	44,699	46,470	44,846	45,912	45,912	47,733	

SIGHT LINE TABLES	MODEL #	L x W	BASE QTY	TOP SECTIONS	SEATING CAPACITY	T-BASE		HOOP BASE		PANEL BASE	
						Metal	Veneer	Metal	Veneer	Painted	Veneer
						-TB	-HP	-VHP	-PP	-VP	
FWNA-7254-V	72 x 36/54	2	1	7	7,393	8,625	11,285	6,859	7,387		
FWNA-7856-V	78 x 36/56	2	1	7	8,768	10,155	13,151	8,165	8,760		
FWNA-8458-V	84 x 36/58	2	1	9	9,229	10,616	13,612	8,627	9,221		
FWNA-9060-V	90 x 36/60	2	1	9	10,216	11,675	14,827	9,582	10,208		
FWNA-9660-V	96 x 36/60	2	1	9	10,574	12,034	15,185	9,941	10,566		
FWNA-10260-V	102 x 36/60	2	1	9	11,540	13,081	16,407	10,871	11,532		
FWNA-10860-V	108 x 36/60	2	1	11	11,918	13,458	16,785	11,249	11,909		
FWNA-11460-V	114 x 36/60	2	1	11	12,944	14,565	18,067	12,240	12,935		
FWNA-12066-V	120 x 36/66	2	2	11	16,949	18,669	22,383	16,202	16,939		
FWNA-13268-V	132 x 36/68	2	3	11	19,120	20,912	24,780	18,342	19,110		
FWNA-14470-V	144 x 36/70	2	3	13	-	23,335	27,358	20,663	21,461		
FWNA-15672-V	156 x 36/72	3	3	13	-	29,497	34,601	25,448	26,658		
FWNA-16876-V	168 x 36/76	3	3	15	-	30,885	35,843	26,951	28,127		
FWNA-18078-V	180 x 36/78	3	3	15	-	32,768	37,726	28,834	30,010		
FWNA-19278-V	192 x 36/78	3	4	17	-	34,208	39,166	30,275	31,450		
FWNA-20478-V	204 x 36/78	3	4	17	-	37,097	42,256	33,004	34,227		
FWNA-21678-V	216 x 36/78	3	4	19	-	39,537	44,823	35,344	36,598		
FWNA-22878-V	228 x 36/78	3	4	19	-	41,464	46,800	37,231	38,496		
FWNA-24078-V	240 x 36/78	3	4	19	-	43,501	48,898	39,221	40,500		



VENEER TOP WITH HARDWOOD EDGE


BASE OPTIONS	CODE	PRICE	NOTES
Metal Trim Finish Options:			
Powder Coat	No Code	No Charge	Tapered and Rounded Rectangle Bases are standard with a metal trim detail in either Powder Coat or Clear Anodized. Other finishes available at an upcharge.
Clear Anodized	-CA	No Charge	
GoldMatt Anodized	-GMA	\$941	
Antique Brass Anodized	-ABA	\$941	
Light Bronze Anodized	-LBA	\$471	
High Polish Finish	-HPF	\$554	
Upholstered Base Option:			
		-COM	-A -B -C -D -E -F -G
Upholstered Base, 54", 56", 58" Wide Tables	-UPH-48	\$1,045	\$1,359 \$1,463 \$1,568 \$1,672 \$2,404 \$2,822 \$3,031
Upholstered Base, 60" Wide Table	-UPH-54	\$1,045	\$1,411 \$1,516 \$1,550 \$1,725 \$2,508 \$2,926 \$3,135
Upholstered Base, 66", 68" Wide Tables	-UPH-60	\$1,045	\$1,463 \$1,568 \$1,672 \$1,777 \$2,717 \$3,135 \$3,344
Upholstered Base, 70", 72" Wide Tables	-UPH-66	\$1,045	\$1,568 \$1,672 \$1,777 \$1,881 \$3,135 \$3,553 \$3,762
Upholstered Base, 76", 78" Wide Tables	-UPH-72	\$1,045	\$1,672 \$1,777 \$1,881 \$1,986 \$3,658 \$4,076 \$4,285
Acrylic Base Option:			
Acrylic, 54", 56", 58" Wide Tables	-ACR-48	\$2,000	Acrylic option applied to end/inner panels of Tapered Bases only.
Acrylic, 60" Wide Table	-ACR-54	\$2,400	
Acrylic, 66", 68" Wide Tables	-ACR-60	\$2,600	
Acrylic, 70", 72" Wide Tables	-ACR-66	\$2,800	
Acrylic, 76", 78" Wide Tables	-ACR-72	\$3,100	
Paint Option:			
Veneer Rounded Rectangle Base Inner Shell	-PVRR	DEDUCT \$471	Paint option on Veneer Rounded Rectangle Base Inner Shell
Laminate Rounded Rectangle Base Inner Shell	-PLRR	No Charge	Paint option on Laminate Rounded Rectangle Base Inner Shell
Fenix Tapered Base End/Inner Panels	-PFTP	DEDUCT \$471	Paint option on Fenix Tapered Base End/Inner Panels
Veneer Tapered Base End/Inner Panels	-PVTP	DEDUCT \$471	Paint option on Veneer Tapered Base End/Inner Panels
Laminate Tapered Base End/Inner Panels	-PLTP	No Charge	Paint option on Laminate Tapered Base End/Inner Panels
Remove Center Column for Four Post Base Options:			
If -P4 base is selected	-4COLP	DEDUCT \$903	Available on tables 96" and shorter only
If -V4 base is selected	-4COLV	DEDUCT \$1,392	
Center Column Base Finish Options:			
Painted Center Column Base*	-CRP	No Charge	To replace existing middle base (Hoop Base and T-Base only)
Veneer Center Column Base*	-CRV	No Charge	
Polished Chrome Finish Options:			
Polished Chrome Hoop Base (2 base tables)	-PCHP2	\$2,768	*When specifying -CRV or -CRP in conjunction with a Polished Chrome finish on Hoop Base or T-Base tables with 3 bases, use the upcharge code and pricing for 2 base tables (-PCHP2 or -PCTB2).
Polished Chrome Hoop Base (3 base tables)	-PCHP3	\$4,149	
Polished Chrome T-Base (2 base tables)	-PCTB2	\$2,768	
Polished Chrome T-Base (3 base tables)	-PCTB3	\$4,149	
T-Base Combination Finish (2 base tables)	-PCCBF2	\$1,694	
T-Base Combination Finish (3 base tables)	-PCCBF3	\$2,542	
TOP OPTIONS			
	CODE	PRICE	NOTES
Multi-Section Tops:			
102", 108", 114" and 120" one-piece tops split into two sections	Specify -2	\$824	Power Matrix (center of table location only) cannot be specified when this option is selected
POWER OPTIONS			
	CODE	PRICE	NOTES
Low Profile Perimeter Power Option:			
72"-132" Tables	-LPP6C	\$6,532	See page 29 for location information (10) simplex outlets, (10) USB-A+C ports, (4) Modular AV Inserts/Plates (14) simplex outlets, (14) USB-A+C ports, (4) Modular AV Inserts/Plates (18) simplex outlets, (18) USB-A+C ports, (4) Modular AV Inserts/Plates Replaces USB-A+C ports
144"-156" Tables	-LPP8C	\$9,144	
168"-240" Tables	-LPP10C	\$12,436	
For USB-C+C	Add -USB-DualC	No Charge	
Field-Wired Option:			
72"-132" Tables	Add -FW	DEDUCT \$1,945	Some local electrical codes may require hardwiring of components and may not allow the use of standard modular power systems. A junction box will be provided when ordering the -FW option
144"-156" Tables	Add -FW	DEDUCT \$2,378	
168"-240" Tables	Add -FW	DEDUCT \$2,913	
Other Power and Data Options: See pages 204-213			





VENEER TOP WITH HARDWOOD EDGE

EDGE PROFILE



Reverse Flow Edge

GENERAL INFORMATION

- Tops are 1-1/8"-thick with 3/16"-deep hardwood edge band
- Seating capacity based on 27" per person
- Overall table height 29.5"
- T-Base combination finish includes a Polished Chrome foot and Powder Coat vertical column
- Beam finish will match Metal Finish selection. If no Metal Finish is selected, beams will be Foil.
- If Polished Chrome Finish is specified on the T-Base or Hoop Base, the beams will be Foil.
- Tables with three Hoop or T-Bases will default to the same base style for all three bases. An alternate Center Column Base may also be specified above.
- One wire manager included with the Hoop Base table (regardless of table size). Can be adhered to the leg and will default to the finish of the leg. Wire manager on veneer Hoop Bases will be veneered to match the base veneer option. If additional wire management channels are required, they can be purchased separately at the end of the price list.
- Rectangle, Expandable Rectangle, Tapered, Rounded Rectangle, Metal T-Base, Panel, Island, and Center Column bases include a removable access panel
- Tapered and Rounded Rectangle bases standard with a metal trim detail
- Veneer Hoop Base finish will match Top veneer finish
- Upholstery option is applied on the Rounded Rectangle outer base shell or Tapered Base end panel. For COM fabrics, yardage requirement is 1 yard per base.
- Center Wire Chase available on two base tables for more robust wire management needs. See page 213.
- On Tapered base tables with center bases, the center base will default to the finish selections specified for the end bases. Metal finish on center bases will default to the finish selection on the end base.
- On Rounded Rectangle base tables with center bases, both sides of the center base will default to the finish selection specified for the inner shell of the end bases. Metal finish on center base will default to finish selection specified for end base.
- If a powder coat finish is not selected for the Low Profile Perimeter Power, the finish will match the beam metal finish (Foil is the default when Clear Anodized is selected)
- Low Profile Perimeter Power option is not available on tables with Panel (-PP & -VP) and Hoop (-HP & -VHP) bases


REQUIRED INFORMATION (ORDER CANNOT BE ENTERED WITHOUT THIS INFORMATION)

See appendix pages vi-xii for surface material options.

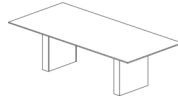
- Choose Veneer Finish
- Choose Laminate Finish, if Laminate base specified
- Choose Fenix Finish, if Fenix base specified
- Choose Paint Finish, if Painted base or paint option specified
- Choose Metal Finish. Clear Anodized (-CA), GoldMatt Anodized (-GMA), Antique Brass Anodized (-ABA) and Light Bronze Anodized (-LBA) not available on T-Base or Hoop Base.
- Choose Powder Coat Finish, if Low Profile Perimeter Power is selected
- Choose Metal Finish for base trim detail, if Tapered or Rounded Rectangle Bases specified
- Choose Upholstery, if Upholstery Base Option specified
- Choose Acrylic Finish, if Acrylic Base Option specified



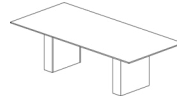
FENIX® TOP WITH SQUARE EDGE



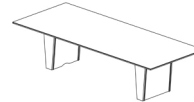
RECTANGLE TOP



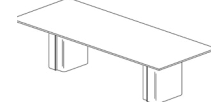
Rectangle Base



Expandable Rectangle Base



Tapered Base

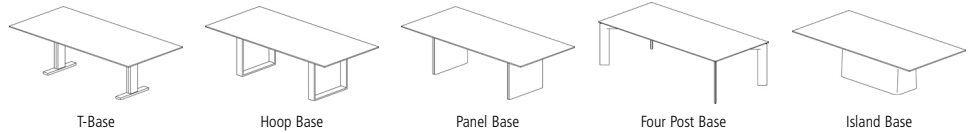


Rounded Rectangle Base

RECTANGLE TABLES					RECTANGLE BASE		EXPANDABLE RECTANGLE BASE		TAPERED BASE				ROUNDED RECTANGLE BASE		
					Painted	Veneer	Painted	Veneer	Laminate	Painted	Veneer	Fenix	Laminate	Painted	Veneer
MODEL #	L x W	BASE QTY	TOP SECTIONS	SEATING CAPACITY	-PR	-VR	-PX	-VX	-LTP	-PTP	-VTP	-FTP	-LRR	-PRR	-VRR
FWNT-7236-XE	72 x 36	2	1	6	6,308	6,730	6,730	7,176	-	-	-	-	-	-	-
FWNT-7242-XE	72 x 42	2	1	6	7,167	7,626	7,626	8,112	-	-	-	-	-	-	-
FWNT-7842-XE	78 x 42	2	1	6	7,893	8,384	8,384	8,902	-	-	-	-	-	-	-
FWNT-8442-XE	84 x 42	2	1	8	8,120	8,611	8,611	9,129	-	-	-	-	-	-	-
FWNT-8448-XE	84 x 48	2	1	8	8,796	9,304	9,304	9,840	10,541	10,541	11,071	10,591	10,885	10,885	11,428
FWNT-9042-XE	90 x 42	2	1	8	8,779	9,296	9,296	9,841	-	-	-	-	-	-	-
FWNT-9048-XE	90 x 48	2	1	8	9,529	10,063	10,063	10,628	11,365	11,365	11,922	11,418	11,726	11,726	12,298
FWNT-9642-XE	96 x 42	2	1	8	9,019	9,535	9,535	10,081	-	-	-	-	-	-	-
FWNT-9648-XE	96 x 48	2	1	8	9,805	10,340	10,340	10,905	11,642	11,642	12,198	11,694	12,003	12,003	12,575
FWNT-10242-XE	102 x 42	2	1	8	9,772	10,317	10,317	10,893	-	-	-	-	-	-	-
FWNT-10248-XE	102 x 48	2	1	8	10,642	11,207	11,207	11,803	12,581	12,581	13,168	12,637	12,962	12,962	13,566
FWNT-10842-XE	108 x 42	2	1	10	10,024	10,570	10,570	11,145	-	-	-	-	-	-	-
FWNT-10848-XE	108 x 48	2	1	10	10,936	11,500	11,500	12,096	12,874	12,874	13,461	12,930	13,255	13,255	13,859
FWNT-10854-XE	108 x 54	2	1	12	12,012	12,602	12,602	13,223	14,036	14,036	14,651	14,094	14,435	14,435	15,065
FWNT-11442-XE	114 x 42	2	1	10	10,818	11,392	11,392	11,998	-	-	-	-	-	-	-
FWNT-11448-XE	114 x 48	2	1	10	11,819	12,413	12,413	13,039	13,859	13,859	14,477	13,918	14,260	14,260	14,895
FWNT-11454-XE	114 x 54	2	1	12	13,000	13,619	13,619	14,275	15,130	15,130	15,777	15,191	15,550	15,550	16,213
FWNT-12042-XE	120 x 42	2	1	10	11,083	11,657	11,657	12,263	-	-	-	-	-	-	-
FWNT-12048-XE	120 x 48	2	1	10	12,127	12,720	12,720	13,347	14,166	14,166	14,785	14,225	14,568	14,568	15,203
FWNT-12054-XE	120 x 54	2	1	12	13,356	13,975	13,975	14,631	15,487	15,487	16,133	15,547	15,906	15,906	16,569
FWNT-13248-XE	132 x 48	2	2	10	13,273	13,891	13,891	14,543	15,397	15,397	16,042	15,458	15,815	15,815	16,478
FWNT-13254-XE	132 x 54	2	2	12	14,654	15,300	15,300	15,982	16,874	16,874	17,547	16,937	17,310	17,310	18,001
FWNT-14448-XE	144 x 48	2	2	12	14,471	15,114	15,114	15,793	16,681	16,681	17,351	16,744	17,115	17,115	17,804
FWNT-14454-XE	144 x 54	2	2	14	16,010	16,682	16,682	17,391	18,319	18,319	19,019	18,385	18,773	18,773	19,492
FWNT-14460-XE	144 x 60	2	2	14	17,807	18,514	18,514	19,261	20,238	20,238	20,976	20,308	20,717	20,717	21,473
FWNT-15648-XE	156 x 48	3	2	14	18,731	19,705	19,705	20,735	22,080	22,080	23,096	22,176	22,739	22,739	23,782
FWNT-15654-XE	156 x 54	3	2	14	20,545	21,563	21,563	22,638	24,043	24,043	25,104	24,144	24,731	24,731	25,821
FWNT-15660-XE	156 x 60	3	2	14	22,673	23,744	23,744	24,877	26,357	26,357	27,474	26,462	27,081	27,081	28,228
FWNT-16854-XE	168 x 54	3	2	16	21,423	22,442	22,442	23,516	24,921	24,921	25,982	25,021	25,609	25,609	26,698
FWNT-16860-XE	168 x 60	3	2	16	23,677	24,749	24,749	25,881	27,361	27,361	28,478	27,466	28,086	28,086	29,233
FWNT-18054-XE	180 x 54	3	2	16	22,301	23,319	23,319	24,394	25,799	25,799	26,860	25,899	26,488	26,488	27,577
FWNT-18060-XE	180 x 60	3	2	16	24,681	25,753	25,753	26,885	28,365	28,365	29,482	28,471	29,090	29,090	30,238
FWNT-19254-XE	192 x 54	3	2	18	23,180	24,197	24,197	25,273	26,534	26,534	27,868	26,649	27,409	27,409	28,785
FWNT-19260-XE	192 x 60	3	2	18	25,686	26,757	26,757	27,890	29,219	29,219	30,623	29,340	30,140	30,140	31,589
FWNT-19266-XE	192 x 66	3	4	18	31,988	33,126	33,126	34,326	35,735	35,735	37,225	35,864	36,713	36,713	38,250
FWNT-19272-XE	192 x 72	3	4	18	33,600	34,737	34,737	35,938	35,906	35,906	37,636	36,050	37,091	37,091	38,868
FWNT-20454-XE	204 x 54	3	2	18	25,035	26,095	26,095	27,213	28,526	28,526	29,914	28,645	29,436	29,436	30,868
FWNT-20460-XE	204 x 60	3	2	18	27,774	28,890	28,890	30,067	31,451	31,451	32,912	31,577	32,408	32,408	33,918
FWNT-20466-XE	204 x 66	3	4	18	34,671	35,854	35,854	37,104	38,570	38,570	40,120	38,704	39,586	39,586	41,186
FWNT-20472-XE	204 x 72	3	4	18	36,453	37,636	37,636	38,886	38,853	38,853	40,652	39,002	40,085	40,085	41,935
FWNT-21654-XE	216 x 54	3	2	20	26,582	27,667	27,667	28,812	30,157	30,157	31,579	30,280	31,089	31,089	32,557
FWNT-21660-XE	216 x 60	3	2	20	29,522	30,665	30,665	31,872	33,289	33,289	34,786	33,417	34,271	34,271	35,816
FWNT-21666-XE	216 x 66	3	4	20	36,934	38,145	38,145	39,425	40,928	40,928	42,516	41,065	41,969	41,969	43,608
FWNT-21672-XE	216 x 72	3	4	20	38,866	40,078	40,078	41,358	41,324	41,324	43,167	41,477	42,587	42,587	44,482
FWNT-22854-XE	228 x 54	3	2	20	27,779	28,874	28,874	30,031	31,390	31,390	32,824	31,513	32,330	32,330	33,811
FWNT-22860-XE	228 x 60	3	2	20	30,884	32,037	32,037	33,256	34,686	34,686	36,197	34,816	35,676	35,676	37,236
FWNT-22866-XE	228 x 66	3	4	20	38,715	39,939	39,939	41,232	42,748	42,748	44,351	42,886	43,799	43,799	45,453
FWNT-22872-XE	228 x 72	3	4	20	40,774	41,999	41,999	43,291	43,257	43,257	45,118	43,412	44,532	44,532	46,444
FWNT-24054-XE	240 x 54	3	2	20	29,050	30,157	30,157	31,328	32,701	32,701	34,152	32,825	33,652	33,652	35,150
FWNT-24060-XE	240 x 60	3	2	20	32,326	33,493	33,493	34,726	36,171	36,171	37,700	36,303	37,173	37,173	38,751
FWNT-24066-XE	240 x 66	3	4	20	40,601	41,838	41,838	43,145	44,678	44,678	46,300	44,818	45,741	45,741	47,415
FWNT-24072-XE	240 x 72	3	4	20	42,793	44,030	44,030	45,338	45,303	45,303	47,184	45,460	46,592	46,592	48,526



FENIX® TOP WITH SQUARE EDGE

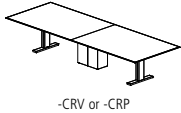
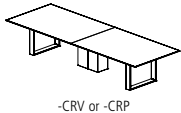


RECTANGLE TABLES					T-BASE	HOOP BASE		PANEL BASE		FOUR POST BASE		ISLAND BASE	
					Metal	Metal	Veneer	Painted	Veneer	Painted	Veneer	Painted	Veneer
MODEL #	L x W	BASE QTY	TOP SECTIONS	SEATING CAPACITY	-TB	-HP	-VHP	-PP	-VP	-P4	-V4	-PN	-VN
FWNT-7236-XE	72 x 36	2	1	6	5,649	-	-	-	-	6,308	6,730	-	-
FWNT-7242-XE	72 x 42	2	1	6	6,450	-	-	-	-	7,167	7,626	-	-
FWNT-7842-XE	78 x 42	2	1	6	7,126	-	-	-	-	7,893	8,384	-	-
FWNT-8442-XE	84 x 42	2	1	8	7,352	-	-	-	-	8,120	8,611	-	-
FWNT-8448-XE	84 x 48	2	1	8	8,002	9,304	12,114	7,436	7,995	8,796	9,304	-	-
FWNT-9042-XE	90 x 42	2	1	8	7,972	-	-	-	-	8,779	9,296	-	-
FWNT-9048-XE	90 x 48	2	1	8	8,694	10,063	13,021	8,099	8,686	9,529	10,063	-	-
FWNT-9642-XE	96 x 42	2	1	8	8,212	-	-	-	-	9,019	9,535	-	-
FWNT-9648-XE	96 x 48	2	1	8	8,970	10,340	13,297	8,376	8,963	9,805	10,340	-	-
FWNT-10242-XE	102 x 42	2	1	8	8,920	-	-	-	-	9,772	10,317	-	-
FWNT-10248-XE	102 x 48	2	1	8	9,761	11,207	14,328	9,133	9,754	10,642	11,207	-	-
FWNT-10842-XE	108 x 42	2	1	10	9,173	-	-	-	-	10,024	10,570	-	-
FWNT-10848-XE	108 x 48	2	1	10	10,054	11,500	14,622	9,427	10,046	10,936	11,500	-	-
FWNT-10854-XE	108 x 54	2	1	12	11,091	12,602	15,861	10,436	11,083	12,012	12,602	13,451	14,069
FWNT-11442-XE	114 x 42	2	1	10	9,920	-	-	-	-	10,818	11,392	-	-
FWNT-11448-XE	114 x 48	2	1	10	10,891	12,413	15,698	10,231	10,882	11,819	12,413	-	-
FWNT-11454-XE	114 x 54	2	1	12	12,031	13,619	17,051	11,340	12,022	13,000	13,619	14,515	15,166
FWNT-12042-XE	120 x 42	2	1	10	10,186	-	-	-	-	11,083	11,657	-	-
FWNT-12048-XE	120 x 48	2	1	10	11,199	12,720	16,006	10,538	11,190	12,127	12,720	-	-
FWNT-12054-XE	120 x 54	2	1	12	12,386	13,975	17,408	11,696	12,378	13,356	13,975	14,870	15,522
FWNT-13248-XE	132 x 48	2	2	10	12,305	13,891	17,314	11,617	12,297	13,273	13,891	-	-
FWNT-13254-XE	132 x 54	2	2	12	13,644	15,300	18,874	12,926	13,635	14,654	15,300	16,232	16,910
FWNT-14448-XE	144 x 48	2	2	12	13,466	15,114	18,673	12,749	13,456	14,471	15,114	-	-
FWNT-14454-XE	144 x 54	2	2	14	14,960	16,682	20,400	14,213	14,951	16,010	16,682	17,651	18,356
FWNT-14460-XE	144 x 60	2	2	14	16,701	18,514	22,430	15,914	16,691	17,807	18,514	19,536	20,278
FWNT-15648-XE	156 x 48	3	2	14	17,207	19,705	25,099	16,123	17,194	-	-	-	-
FWNT-15654-XE	156 x 54	3	2	14	18,954	21,563	27,197	17,821	18,939	20,545	21,563	19,819	20,531
FWNT-15660-XE	156 x 60	3	2	14	20,996	23,744	29,678	19,803	20,981	22,673	23,744	21,908	22,657
FWNT-16854-XE	168 x 54	3	2	16	19,832	22,442	28,075	18,700	19,818	21,423	22,442	20,697	21,409
FWNT-16860-XE	168 x 60	3	2	16	22,001	24,749	30,683	20,809	21,985	23,677	24,749	22,912	23,662
FWNT-18054-XE	180 x 54	3	2	16	20,711	23,319	28,954	19,578	20,696	22,301	23,319	28,002	29,426
FWNT-18060-XE	180 x 60	3	2	16	23,005	25,753	31,687	21,813	22,991	24,681	25,753	30,686	32,186
FWNT-19254-XE	192 x 54	3	2	18	21,589	24,197	29,831	20,456	21,575	23,180	24,197	28,880	30,305
FWNT-19260-XE	192 x 60	3	2	18	24,009	26,757	32,691	22,817	23,995	25,686	26,757	31,690	33,190
FWNT-19266-XE	192 x 66	3	4	18	-	33,126	39,419	28,946	30,195	31,988	33,126	38,357	39,948
FWNT-19272-XE	192 x 72	3	4	18	-	34,737	40,005	30,558	31,807	33,600	34,737	39,968	41,559
FWNT-20454-XE	204 x 54	3	2	18	23,379	26,095	31,957	22,201	23,364	25,035	26,095	30,968	32,450
FWNT-20460-XE	204 x 60	3	2	18	26,031	28,890	35,064	24,789	26,014	27,774	28,890	34,022	35,582
FWNT-20466-XE	204 x 66	3	4	18	-	35,854	42,403	31,505	32,805	34,671	35,854	41,298	42,952
FWNT-20472-XE	204 x 72	3	4	18	-	37,636	43,118	33,287	34,586	36,453	37,636	43,079	44,734
FWNT-21654-XE	216 x 54	3	2	20	24,886	27,667	33,672	23,678	24,870	26,582	27,667	32,658	34,177
FWNT-21660-XE	216 x 60	3	2	20	27,736	30,665	36,990	26,464	27,720	29,522	30,665	35,922	37,521
FWNT-21666-XE	216 x 66	3	4	20	-	38,145	44,854	33,690	35,022	36,934	38,145	43,721	45,417
FWNT-21672-XE	216 x 72	3	4	20	-	40,078	45,694	35,623	36,954	38,866	40,078	45,654	47,350
FWNT-22854-XE	228 x 54	3	2	20	26,067	28,874	34,937	24,848	26,051	27,779	28,874	33,914	35,446
FWNT-22860-XE	228 x 60	3	2	20	29,080	32,037	38,423	27,797	29,064	30,884	32,037	37,344	38,959
FWNT-22866-XE	228 x 66	3	4	20	-	39,939	46,712	35,441	36,786	38,715	39,939	45,569	47,280
FWNT-22872-XE	228 x 72	3	4	20	-	41,999	47,667	37,500	38,845	40,774	41,999	47,628	49,340
FWNT-24054-XE	240 x 54	3	2	20	27,318	30,157	36,289	26,085	27,302	29,050	30,157	35,254	36,804
FWNT-24060-XE	240 x 60	3	2	20	30,502	33,493	39,951	29,205	30,485	32,326	33,493	38,861	40,493
FWNT-24066-XE	240 x 66	3	4	20	-	41,838	48,687	37,290	38,649	40,601	41,838	47,531	49,262
FWNT-24072-XE	240 x 72	3	4	20	-	44,030	49,764	39,482	40,842	42,793	44,030	49,724	51,455



FENIX® TOP WITH SQUARE EDGE

BASE OPTIONS	CODE	PRICE	NOTES
Metal Trim Finish Options:			
Powder Coat	No Code	No Charge	Tapered and Rounded Rectangle Bases are standard with a metal trim detail in either Powder Coat or Clear Anodized. Other finishes available at an upcharge.
Clear Anodized	-CA	No Charge	
GoldMatt Anodized	-GMA	\$941	
Antique Brass Anodized	-ABA	\$941	
Light Bronze Anodized	-LBA	\$471	
High Polish Finish	-HPF	\$554	
Upholstered Base Option:			
		-COM	-A -B -C -D -E -F -G
Upholstered Base, 48" Wide Table	-UPH-48	\$1,045	\$1,359 \$1,463 \$1,568 \$1,672 \$2,404 \$2,822 \$3,031
Upholstered Base, 54" Wide Table	-UPH-54	\$1,045	\$1,411 \$1,516 \$1,550 \$1,725 \$2,508 \$2,926 \$3,135
Upholstered Base, 60" Wide Table	-UPH-60	\$1,045	\$1,463 \$1,568 \$1,672 \$1,777 \$2,717 \$3,135 \$3,344
Upholstered Base, 66" Wide Table	-UPH-66	\$1,045	\$1,568 \$1,672 \$1,777 \$1,881 \$3,135 \$3,553 \$3,762
Upholstered Base, 72" Wide Table	-UPH-72	\$1,045	\$1,672 \$1,777 \$1,881 \$1,986 \$3,658 \$4,076 \$4,285
Acrylic Base Option:			
Acrylic, 48" Wide Table	-ACR-48	\$2,000	Acrylic option applied to end/inner panels of Tapered Bases only.
Acrylic, 54" Wide Table	-ACR-54	\$2,400	
Acrylic, 60" Wide Table	-ACR-60	\$2,600	
Acrylic, 66" Wide Table	-ACR-66	\$2,800	
Acrylic, 72" Wide Table	-ACR-72	\$3,100	
Paint Option:			
Veneer Rounded Rectangle Base Inner Shell	-PVRR	DEDUCT \$471	Paint option on Veneer Rounded Rectangle Base Inner Shell
Laminate Rounded Rectangle Base Inner Shell	-PLRR	No Charge	Paint option on Laminate Rounded Rectangle Base Inner Shell
Fenix Tapered Base End/Inner Panels	-PFTP	DEDUCT \$471	Paint option on Fenix Tapered Base End/Inner Panels
Veneer Tapered Base End/Inner Panels	-PVTP	DEDUCT \$471	Paint option on Veneer Tapered Base End/Inner Panels
Laminate Tapered Base End/Inner Panels	-PLTP	No Charge	Paint option on Laminate Tapered Base End/Inner Panels
Remove Center Column for Four Post Base Options:			
If -P4 base is selected	-4COLP	DEDUCT \$903	Available on tables 96" and shorter only
If -V4 base is selected	-4COLV	DEDUCT \$1,392	
Center Column Base Finish Options:			
Painted Center Column Base*	-CRP	No Charge	To replace existing middle base (Hoop Base and T-Base only)
Veneer Center Column Base*	-CRV	No Charge	
Polished Chrome Finish Options:			
Polished Chrome Four Post Base	-PCFB	\$2,768	*When specifying -CRV or -CRP in conjunction with a Polished Chrome finish on Hoop Base or T-Base tables with 3 bases, use the upcharge code and pricing for 2 base tables (-PCHP2 or -PCTB2).
Polished Chrome Hoop Base (2 base tables)	-PCHP2	\$2,768	
Polished Chrome Hoop Base (3 base tables)	-PCHP3	\$4,149	
Polished Chrome T-Base (2 base tables)	-PCTB2	\$2,768	
Polished Chrome T-Base (3 base tables)	-PCTB3	\$4,149	
T-Base Combination Finish (2 base tables)	-PCCBF2	\$1,694	
T-Base Combination Finish (3 base tables)	-PCCBF3	\$2,542	
TOP OPTIONS			
Multi-Section Tops:			
102", 108", 114" and 120" one-piece tops split into two sections	Specify -2	\$824	Power Matrix (center of table location only) cannot be specified when this option is selected
204", 216", 228" or 240" two-piece tops split into four sections	Specify -4	\$1,642	
POWER OPTIONS			
Low Profile Perimeter Power Option:			See page 29 for location information
72"-132" Tables	-LPP6C	\$6,532	(10) simplex outlets, (10) USB-A+C ports, (4) Modular AV Inserts/Plates
144"-156" Tables	-LPP8C	\$9,144	
168"-240" Tables	-LPP10C	\$12,436	
For USB-C+C	Add -USB-DualC	No Charge	
Field-Wired Option:			
72"-132" Tables	Add -FW	DEDUCT \$1,945	Some local electrical codes may require hardwiring of components and may not allow the use of standard modular power systems. A junction box will be provided when ordering the -FW option
144"-156" Tables	Add -FW	DEDUCT \$2,378	
168"-240" Tables	Add -FW	DEDUCT \$2,913	
Other Power and Data Options:		See pages 204-213	





FENIX® TOP WITH SQUARE EDGE

EDGE PROFILE



Square Edge

GENERAL INFORMATION

- Tops are 1-1/8" thick with 2mm edge
- Seating capacity based on 27" per person
- Overall table height 29.5"
- Four Post Base includes a 12"x24" center column for wire management. Center column may be removed from tables 96" and shorter with options -4COLP or -4COLV above. On tables over 96", the center column is required for support.
- T-Base combination finish includes a Polished Chrome foot and Powder Coat vertical column
- Beam finish will match Metal Finish selection. If no Metal Finish is selected, beams will be Foil.
- If Polished Chrome Finish is specified on the T-Base or Hoop Base, the beams will be Foil. If Polished Chrome Finish is specified on the Four Post Base, the beams will be Clear Anodized.
- Tables with three Hoop or T-Bases will default to the same base style for all three bases. An alternate Center Column Base may also be specified above.
- One wire manager included with the Hoop Base table (regardless of table size). Can be adhered to the leg and will default to the finish of the leg.
- Wire manager on veneer Hoop Bases will be veneered to match the base veneer option. If additional wire management channels are required, they can be purchased separately at the end of the price list.
- Rectangle, Expandable Rectangle, Tapered, Rounded Rectangle, Metal T-Base, Panel, Island, and Center Column bases include a removable access panel
- Tapered and Rounded Rectangle bases standard with a metal trim detail
- Veneer Hoop Base finish will match Top veneer finish
- Upholstery option is applied on the Rounded Rectangle outer base shell or Tapered Base end panel. For COM fabrics, yardage requirement is 1 yard per base.
- Center Wire Chase available on two base tables for more robust wire management needs. See page 213.
- On Tapered base tables with center bases, the center base will default to the finish selections specified for the end bases. Metal finish on center bases will default to the finish selection on the end base.
- On Rounded Rectangle base tables with center bases, both sides of the center base will default to the finish selection specified for the inner shell of the end bases. Metal finish on center base will default to finish selection specified for end base.
- If a powder coat finish is not selected for the Low Profile Perimeter Power, the finish will match the beam metal finish (Foil is the default when Clear Anodized is selected)


REQUIRED INFORMATION (ORDER CANNOT BE ENTERED WITHOUT THIS INFORMATION)

See appendix pages vi-xii for surface material options.

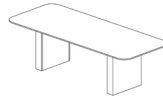
- Choose Fenix Finish
- Choose Laminate Finish, if Laminate base specified
- Choose Veneer Finish, if Veneer base specified
- Choose Paint Finish, if Painted base or paint option specified
- Choose Metal Finish. Clear Anodized (-CA), GoldMatt Anodized (-GMA), Antique Brass Anodized (-ABA) and Light Bronze Anodized (-LBA) not available on T-Base or Hoop Base.
- Choose Powder Coat Finish, if Low Profile Perimeter Power is selected
- Choose Metal Finish for base trim detail, if Tapered or Rounded Rectangle Bases specified
- Choose Upholstery, if Upholstery Base Option specified
- Choose Acrylic Finish, if Acrylic Base Option specified



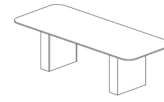
FENIX® TOP WITH SQUARE EDGE



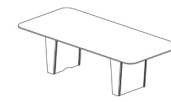
RADIUS RECTANGLE TOP



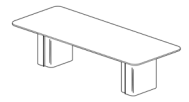
Rectangle Base



Expandable Rectangle Base



Tapered Base




Rounded Rectangle Base

RADIUS RECTANGLE TABLES

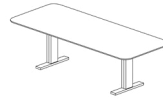
MODEL #	L x W	BASE QTY	TOP SECTIONS	SEATING CAPACITY	RECTANGLE BASE		EXPANDABLE RECTANGLE BASE		TAPERED BASE				ROUNDED RECTANGLE BASE		
					Painted	Veneer	Painted	Veneer	Laminate	Painted	Veneer	Fenix	Laminate	Painted	Veneer
					-PR	-VR	-PX	-VX	-LTP	-PTP	-VTP	-FTP	-LRR	-PRR	-VRR
FWNC-7236-XE	72 x 36	2	1	6	6,308	6,730	6,730	7,176	-	-	-	-	-	-	-
FWNC-7242-XE	72 x 42	2	1	6	7,167	7,626	7,626	8,112	-	-	-	-	-	-	-
FWNC-7842-XE	78 x 42	2	1	6	7,893	8,384	8,384	8,902	-	-	-	-	-	-	-
FWNC-8442-XE	84 x 42	2	1	8	8,120	8,611	8,611	9,129	-	-	-	-	-	-	-
FWNC-8448-XE	84 x 48	2	1	8	8,796	9,304	9,304	9,840	10,541	10,541	11,071	10,591	10,885	10,885	11,428
FWNC-9042-XE	90 x 42	2	1	8	8,779	9,296	9,296	9,841	-	-	-	-	-	-	-
FWNC-9048-XE	90 x 48	2	1	8	9,529	10,063	10,063	10,628	11,365	11,365	11,922	11,418	11,726	11,726	12,298
FWNC-9642-XE	96 x 42	2	1	8	9,019	9,535	9,535	10,081	-	-	-	-	-	-	-
FWNC-9648-XE	96 x 48	2	1	8	9,805	10,340	10,340	10,905	11,642	11,642	12,198	11,694	12,003	12,003	12,575
FWNC-10242-XE	102 x 42	2	1	8	9,772	10,317	10,317	10,893	-	-	-	-	-	-	-
FWNC-10248-XE	102 x 48	2	1	8	10,642	11,207	11,207	11,803	12,581	12,581	13,168	12,637	12,962	12,962	13,566
FWNC-10842-XE	108 x 42	2	1	10	10,024	10,570	10,570	11,145	-	-	-	-	-	-	-
FWNC-10848-XE	108 x 48	2	1	10	10,936	11,500	11,500	12,096	12,874	12,874	13,461	12,930	13,255	13,255	13,859
FWNC-10854-XE	108 x 54	2	1	12	12,012	12,602	12,602	13,223	14,036	14,036	14,651	14,094	14,435	14,435	15,065
FWNC-11442-XE	114 x 42	2	1	10	10,818	11,392	11,392	11,998	-	-	-	-	-	-	-
FWNC-11448-XE	114 x 48	2	1	10	11,819	12,413	12,413	13,039	13,859	13,859	14,477	13,918	14,260	14,260	14,895
FWNC-11454-XE	114 x 54	2	1	12	13,000	13,619	13,619	14,275	15,130	15,130	15,777	15,191	15,550	15,550	16,213
FWNC-12042-XE	120 x 42	2	1	10	11,083	11,657	11,657	12,263	-	-	-	-	-	-	-
FWNC-12048-XE	120 x 48	2	1	10	12,127	12,720	12,720	13,347	14,166	14,166	14,785	14,225	14,568	14,568	15,203
FWNC-12054-XE	120 x 54	2	1	12	13,356	13,975	13,975	14,631	15,487	15,487	16,133	15,547	15,906	15,906	16,569
FWNC-13248-XE	132 x 48	2	2	10	13,273	13,891	13,891	14,543	15,397	15,397	16,042	15,458	15,815	15,815	16,478
FWNC-13254-XE	132 x 54	2	2	12	14,654	15,300	15,300	15,982	16,874	16,874	17,547	16,937	17,310	17,310	18,001
FWNC-14448-XE	144 x 48	2	2	12	14,471	15,114	15,114	15,793	16,681	16,681	17,351	16,744	17,115	17,115	17,804
FWNC-14454-XE	144 x 54	2	2	14	16,010	16,682	16,682	17,391	18,319	18,319	19,019	18,385	18,773	18,773	19,492
FWNC-14460-XE	144 x 60	2	2	14	17,807	18,514	18,514	19,261	20,238	20,238	20,976	20,308	20,717	20,717	21,473
FWNC-15648-XE	156 x 48	3	2	14	18,731	19,705	19,705	20,735	22,080	22,080	23,096	22,176	22,739	22,739	23,782
FWNC-15654-XE	156 x 54	3	2	14	20,545	21,563	21,563	22,638	24,043	24,043	25,104	24,144	24,731	24,731	25,821
FWNC-15660-XE	156 x 60	3	2	14	22,673	23,744	23,744	24,877	26,357	26,357	27,474	26,462	27,081	27,081	28,228
FWNC-16854-XE	168 x 54	3	2	16	21,423	22,442	22,442	23,516	24,921	24,921	25,982	25,021	25,609	25,609	26,698
FWNC-16860-XE	168 x 60	3	2	16	23,677	24,749	24,749	25,881	27,361	27,361	28,478	27,466	28,086	28,086	29,233
FWNC-18054-XE	180 x 54	3	2	16	22,301	23,319	23,319	24,394	25,799	25,799	26,860	25,899	26,488	26,488	27,577
FWNC-18060-XE	180 x 60	3	2	16	24,681	25,753	25,753	26,885	28,365	28,365	29,482	28,471	29,090	29,090	30,238
FWNC-19254-XE	192 x 54	3	2	18	23,180	24,197	24,197	25,273	26,534	26,534	27,868	26,649	27,409	27,409	28,785
FWNC-19260-XE	192 x 60	3	2	18	25,686	26,757	26,757	27,890	29,219	29,219	30,623	29,340	30,140	30,140	31,589
FWNC-19266-XE	192 x 66	3	4	18	31,988	33,126	33,126	34,326	35,735	35,735	37,225	35,864	36,713	36,713	38,250
FWNC-19272-XE	192 x 72	3	4	18	33,600	34,737	34,737	35,938	35,906	35,906	37,636	36,050	37,091	37,091	38,868
FWNC-20454-XE	204 x 54	3	2	18	25,035	26,095	26,095	27,213	28,526	28,526	29,914	28,645	29,436	29,436	30,868
FWNC-20460-XE	204 x 60	3	2	18	27,774	28,890	28,890	30,067	31,451	31,451	32,912	31,577	32,408	32,408	33,918
FWNC-20466-XE	204 x 66	3	4	18	34,671	35,854	35,854	37,104	38,570	38,570	40,120	38,704	39,586	39,586	41,186
FWNC-20472-XE	204 x 72	3	4	18	36,453	37,636	37,636	38,886	38,853	38,853	40,652	39,002	40,085	40,085	41,935
FWNC-21654-XE	216 x 54	3	2	20	26,582	27,667	27,667	28,812	30,157	30,157	31,579	30,280	31,089	31,089	32,557
FWNC-21660-XE	216 x 60	3	2	20	29,522	30,665	30,665	31,872	33,289	33,289	34,786	33,417	34,271	34,271	35,816
FWNC-21666-XE	216 x 66	3	4	20	36,934	38,145	38,145	39,425	40,928	40,928	42,516	41,065	41,969	41,969	43,608
FWNC-21672-XE	216 x 72	3	4	20	38,866	40,078	40,078	41,358	41,324	41,324	43,167	41,477	42,587	42,587	44,482
FWNC-22854-XE	228 x 54	3	2	20	27,779	28,874	28,874	30,031	31,390	31,390	32,824	31,513	32,330	32,330	33,811
FWNC-22860-XE	228 x 60	3	2	20	30,884	32,037	32,037	33,256	34,686	34,686	36,197	34,816	35,676	35,676	37,236
FWNC-22866-XE	228 x 66	3	4	20	38,715	39,939	39,939	41,232	42,748	42,748	44,351	42,886	43,799	43,799	45,453
FWNC-22872-XE	228 x 72	3	4	20	40,774	41,999	41,999	43,291	43,257	43,257	45,118	43,412	44,532	44,532	46,444
FWNC-24054-XE	240 x 54	3	2	20	29,050	30,157	30,157	31,328	32,701	32,701	34,152	32,825	33,652	33,652	35,150
FWNC-24060-XE	240 x 60	3	2	20	32,326	33,493	33,493	34,726	36,171	36,171	37,700	36,303	37,173	37,173	38,751
FWNC-24066-XE	240 x 66	3	4	20	40,601	41,838	41,838	43,145	44,678	44,678	46,300	44,818	45,741	45,741	47,415
FWNC-24072-XE	240 x 72	3	4	20	42,793	44,030	44,030	45,338	45,303	45,303	47,184	45,460	46,592	46,592	48,526



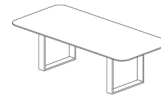
FENIX® TOP WITH SQUARE EDGE



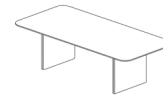
RADIUS RECTANGLE TOP



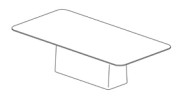
T-Base



Hoop Base



Panel Base



Island Base

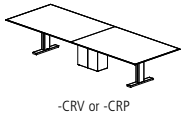
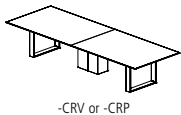
RADIUS RECTANGLE TABLES

MODEL #	L x W	BASE QTY	TOP SECTIONS	SEATING CAPACITY	T-BASE	HOOP BASE		PANEL BASE		ISLAND BASE	
					Metal	Metal	Veneer	Painted	Veneer	Painted	Veneer
					-TB	-HP	-VHP	-PP	-VP	-PN	-VN
FWNC-7236-XE	72 x 36	2	1	6	5,649	-	-	-	-	-	-
FWNC-7242-XE	72 x 42	2	1	6	6,450	-	-	-	-	-	-
FWNC-7842-XE	78 x 42	2	1	6	7,126	-	-	-	-	-	-
FWNC-8442-XE	84 x 42	2	1	8	7,352	-	-	-	-	-	-
FWNC-8448-XE	84 x 48	2	1	8	8,002	9,304	12,114	7,436	7,995	-	-
FWNC-9042-XE	90 x 42	2	1	8	7,972	-	-	-	-	-	-
FWNC-9048-XE	90 x 48	2	1	8	8,694	10,063	13,021	8,099	8,686	-	-
FWNC-9642-XE	96 x 42	2	1	8	8,212	-	-	-	-	-	-
FWNC-9648-XE	96 x 48	2	1	8	8,970	10,340	13,297	8,376	8,963	-	-
FWNC-10242-XE	102 x 42	2	1	8	8,920	-	-	-	-	-	-
FWNC-10248-XE	102 x 48	2	1	8	9,761	11,207	14,328	9,133	9,754	-	-
FWNC-10842-XE	108 x 42	2	1	10	9,173	-	-	-	-	-	-
FWNC-10848-XE	108 x 48	2	1	10	10,054	11,500	14,622	9,427	10,046	-	-
FWNC-10854-XE	108 x 54	2	1	12	11,091	12,602	15,861	10,436	11,083	13,451	14,069
FWNC-11442-XE	114 x 42	2	1	10	9,920	-	-	-	-	-	-
FWNC-11448-XE	114 x 48	2	1	10	10,891	12,413	15,698	10,231	10,882	-	-
FWNC-11454-XE	114 x 54	2	1	12	12,031	13,619	17,051	11,340	12,022	14,515	15,166
FWNC-12042-XE	120 x 42	2	1	10	10,186	-	-	-	-	-	-
FWNC-12048-XE	120 x 48	2	1	10	11,199	12,720	16,006	10,538	11,190	-	-
FWNC-12054-XE	120 x 54	2	1	12	12,386	13,975	17,408	11,696	12,378	14,870	15,522
FWNC-13248-XE	132 x 48	2	2	10	12,305	13,891	17,314	11,617	12,297	-	-
FWNC-13254-XE	132 x 54	2	2	12	13,644	15,300	18,874	12,926	13,635	16,232	16,910
FWNC-14448-XE	144 x 48	2	2	12	13,466	15,114	18,673	12,749	13,456	-	-
FWNC-14454-XE	144 x 54	2	2	14	14,960	16,682	20,400	14,213	14,951	17,651	18,356
FWNC-14460-XE	144 x 60	2	2	14	16,701	18,514	22,430	15,914	16,691	19,536	20,278
FWNC-15648-XE	156 x 48	3	2	14	17,207	19,705	25,099	16,123	17,194	-	-
FWNC-15654-XE	156 x 54	3	2	14	18,954	21,563	27,197	17,821	18,939	19,819	20,531
FWNC-15660-XE	156 x 60	3	2	14	20,996	23,744	29,678	19,803	20,981	21,908	22,657
FWNC-16854-XE	168 x 54	3	2	16	19,832	22,442	28,075	18,700	19,818	20,697	21,409
FWNC-16860-XE	168 x 60	3	2	16	22,001	24,749	30,683	20,809	21,985	22,912	23,662
FWNC-18054-XE	180 x 54	3	2	16	20,711	23,319	28,954	19,578	20,696	28,002	29,426
FWNC-18060-XE	180 x 60	3	2	16	23,005	25,753	31,687	21,813	22,991	30,686	32,186
FWNC-19254-XE	192 x 54	3	2	18	21,589	24,197	29,831	20,456	21,575	28,880	30,305
FWNC-19260-XE	192 x 60	3	2	18	24,009	26,757	32,691	22,817	23,995	31,690	33,190
FWNC-19266-XE	192 x 66	3	4	18	-	33,126	39,419	28,946	30,195	38,357	39,948
FWNC-19272-XE	192 x 72	3	4	18	-	34,737	40,005	30,558	31,807	39,968	41,559
FWNC-20454-XE	204 x 54	3	2	18	23,379	26,095	31,957	22,201	23,364	30,968	32,450
FWNC-20460-XE	204 x 60	3	2	18	26,031	28,890	35,064	24,789	26,014	34,022	35,582
FWNC-20466-XE	204 x 66	3	4	18	-	35,854	42,403	31,505	32,805	41,298	42,952
FWNC-20472-XE	204 x 72	3	4	18	-	37,636	43,118	33,287	34,586	43,079	44,734
FWNC-21654-XE	216 x 54	3	2	20	24,886	27,667	33,672	23,678	24,870	32,658	34,177
FWNC-21660-XE	216 x 60	3	2	20	27,736	30,665	36,990	26,464	27,720	35,922	37,521
FWNC-21666-XE	216 x 66	3	4	20	-	38,145	44,854	33,690	35,022	43,721	45,417
FWNC-21672-XE	216 x 72	3	4	20	-	40,078	45,694	35,623	36,954	45,654	47,350
FWNC-22854-XE	228 x 54	3	2	20	26,067	28,874	34,937	24,848	26,051	33,914	35,446
FWNC-22860-XE	228 x 60	3	2	20	29,080	32,037	38,423	27,797	29,064	37,344	38,959
FWNC-22866-XE	228 x 66	3	4	20	-	39,939	46,712	35,441	36,786	45,569	47,280
FWNC-22872-XE	228 x 72	3	4	20	-	41,999	47,667	37,500	38,845	47,628	49,340
FWNC-24054-XE	240 x 54	3	2	20	27,318	30,157	36,289	26,085	27,302	35,254	36,804
FWNC-24060-XE	240 x 60	3	2	20	30,502	33,493	39,951	29,205	30,485	38,861	40,493
FWNC-24066-XE	240 x 66	3	4	20	-	41,838	48,687	37,290	38,649	47,531	49,262
FWNC-24072-XE	240 x 72	3	4	20	-	44,030	49,764	39,482	40,842	49,724	51,455



FENIX® TOP WITH SQUARE EDGE

BASE OPTIONS	CODE	PRICE	NOTES
Metal Trim Finish Options:			
Powder Coat	No Code	No Charge	Tapered and Rounded Rectangle Bases are standard with a metal trim detail in either Powder Coat or Clear Anodized. Other finishes available at an upcharge.
Clear Anodized	-CA	No Charge	
GoldMatt Anodized	-GMA	\$941	
Antique Brass Anodized	-ABA	\$941	
Light Bronze Anodized	-LBA	\$471	
High Polish Finish	-HPF	\$554	
Upholstered Base Option:			
		-COM	-A -B -C -D -E -F -G
Upholstered Base, 48" Wide Table	-UPH-48	\$1,045	\$1,359 \$1,463 \$1,568 \$1,672 \$2,404 \$2,822 \$3,031
Upholstered Base, 54" Wide Table	-UPH-54	\$1,045	\$1,411 \$1,516 \$1,550 \$1,725 \$2,508 \$2,926 \$3,135
Upholstered Base, 60" Wide Table	-UPH-60	\$1,045	\$1,463 \$1,568 \$1,672 \$1,777 \$2,717 \$3,135 \$3,344
Upholstered Base, 66" Wide Table	-UPH-66	\$1,045	\$1,568 \$1,672 \$1,777 \$1,881 \$3,135 \$3,553 \$3,762
Upholstered Base, 72" Wide Table	-UPH-72	\$1,045	\$1,672 \$1,777 \$1,881 \$1,986 \$3,658 \$4,076 \$4,285
Acrylic Base Option:			
Acrylic, 48" Wide Table	-ACR-48	\$2,000	Acrylic option applied to end/inner panels of Tapered Bases only.
Acrylic, 54" Wide Table	-ACR-54	\$2,400	
Acrylic, 60" Wide Table	-ACR-60	\$2,600	
Acrylic, 66" Wide Table	-ACR-66	\$2,800	
Acrylic, 72" Wide Table	-ACR-72	\$3,100	
Paint Option:			
Veneer Rounded Rectangle Base Inner Shell	-PVRR	DEDUCT \$471	Paint option on Veneer Rounded Rectangle Base Inner Shell
Laminate Rounded Rectangle Base Inner Shell	-PLRR	No Charge	Paint option on Laminate Rounded Rectangle Base Inner Shell
Fenix Tapered Base End/Inner Panels	-PFTP	DEDUCT \$471	Paint option on Fenix Tapered Base End/Inner Panels
Veneer Tapered Base End/Inner Panels	-PVTP	DEDUCT \$471	Paint option on Veneer Tapered Base End/Inner Panels
Laminate Tapered Base End/Inner Panels	-PLTP	No Charge	Paint option on Laminate Tapered Base End/Inner Panels
Remove Center Column for Four Post Base Options:			
If -P4 base is selected	-4COLP	DEDUCT \$903	Available on tables 96" and shorter only
If -V4 base is selected	-4COLV	DEDUCT \$1,392	
Center Column Base Finish Options:			
Painted Center Column Base*	-CRP	No Charge	To replace existing middle base (Hoop Base and T-Base only)
Veneer Center Column Base*	-CRV	No Charge	
Polished Chrome Finish Options:			
Polished Chrome Hoop Base (2 base tables)	-PCHP2	\$2,768	*When specifying -CRV or -CRP in conjunction with a Polished Chrome finish on Hoop Base or T-Base tables with 3 bases, use the upcharge code and pricing for 2 base tables (-PCHP2 or -PCTB2).
Polished Chrome Hoop Base (3 base tables)	-PCHP3	\$4,149	
Polished Chrome T-Base (2 base tables)	-PCTB2	\$2,768	
Polished Chrome T-Base (3 base tables)	-PCTB3	\$4,149	
T-Base Combination Finish (2 base tables)	-PCCBF2	\$1,694	
T-Base Combination Finish (3 base tables)	-PCCBF3	\$2,542	
TOP OPTIONS			
Multi-Section Tops:			
102", 108", 114" and 120" one-piece tops split into two sections	Specify -2	\$824	Power Matrix (center of table location only) cannot be specified when this option is selected
204", 216", 228" or 240" two-piece tops split into four sections	Specify -4	\$1,642	
POWER OPTIONS			
Low Profile Perimeter Power Option:			
72"-132" Tables	-LPP6C	\$6,532	See page 29 for location information (10) simplex outlets, (10) USB-A+C ports, (4) Modular AV Inserts/Plates (14) simplex outlets, (14) USB-A+C ports, (4) Modular AV Inserts/Plates (18) simplex outlets, (18) USB-A+C ports, (4) Modular AV Inserts/Plates Replaces USB-A+C ports
144"-156" Tables	-LPP8C	\$9,144	
168"-240" Tables	-LPP10C	\$12,436	
For USB-C+C	Add -USB-DualC	No Charge	
Field-Wired Option:			
72"-132" Tables	Add -FW	DEDUCT \$1,945	Some local electrical codes may require hardwiring of components and may not allow the use of standard modular power systems. A junction box will be provided when ordering the -FW option
144"-156" Tables	Add -FW	DEDUCT \$2,378	
168"-240" Tables	Add -FW	DEDUCT \$2,913	
Other Power and Data Options: See pages 204-213			





FENIX® TOP WITH SQUARE EDGE

EDGE PROFILE



Square Edge

GENERAL INFORMATION

- Tops are 1-1/8"-thick with 2mm edge
- Seating capacity based on 27" per person
- Overall table height 29.5"
- T-Base combination finish includes a Polished Chrome foot and Powder Coat vertical column
- Beam finish will match Metal Finish selection. If no Metal Finish is selected, beams will be Foil.
- If Polished Chrome Finish is specified on the T-Base or Hoop Base, the beams will be Foil.
- Tables with three Hoop or T-Bases will default to the same base style for all three bases. An alternate Center Column Base may also be specified above.
- One wire manager included with the Hoop Base table (regardless of table size). Can be adhered to the leg and will default to the finish of the leg. Wire manager on veneer Hoop Bases will be veneered to match the base veneer option. If additional wire management channels are required, they can be purchased separately at the end of the price list.
- Rectangle, Expandable Rectangle, Tapered, Rounded Rectangle, Metal T-Base, Panel, Island, and Center Column bases include a removable access panel
- Tapered and Rounded Rectangle bases standard with a metal trim detail
- Veneer Hoop Base finish will match Top veneer finish
- Upholstery option is applied on the Rounded Rectangle outer base shell or Tapered Base end panel. For COM fabrics, yardage requirement is 1 yard per base.
- Center Wire Chase available on two base tables for more robust wire management needs. See page 213.
- On Tapered base tables with center bases, the center base will default to the finish selections specified for the end bases. Metal finish on center bases will default to the finish selection on the end base.
- On Rounded Rectangle base tables with center bases, both sides of the center base will default to the finish selection specified for the inner shell of the end bases. Metal finish on center base will default to finish selection specified for end base.
- If a powder coat finish is not selected for the Low Profile Perimeter Power, the finish will match the beam metal finish (Foil is the default when Clear Anodized is selected)

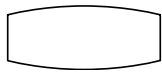
REQUIRED INFORMATION (ORDER CANNOT BE ENTERED WITHOUT THIS INFORMATION)

See appendix pages vi-xii for surface material options.

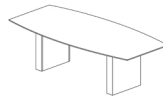
- Choose Veneer Finish
- Choose Laminate Finish, if Laminate base specified
- Choose Fenix Finish, if Fenix base specified
- Choose Paint Finish, if Painted base or paint option specified
- Choose Metal Finish. Clear Anodized (-CA), GoldMatt Anodized (-GMA), Antique Brass Anodized (-ABA) and Light Bronze Anodized (-LBA) not available on T-Base or Hoop Base.
- Choose Powder Coat Finish, if Low Profile Perimeter Power is selected
- Choose Metal Finish for base trim detail, if Tapered or Rounded Rectangle Bases specified
- Choose Upholstery, if Upholstery Base Option specified
- Choose Acrylic Finish, if Acrylic Base Option specified



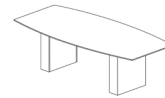
FENIX® TOP WITH SQUARE EDGE



BOAT TOP



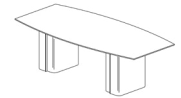
Rectangle Base



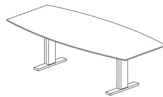
Expandable Rectangle Base



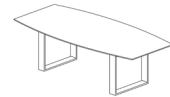
Tapered Base



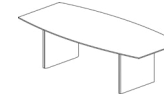
Rounded Rectangle Base



T-Base



Hoop Base



Panel Base



Four Post Base

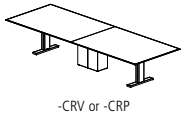
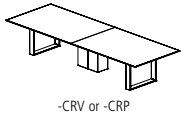
BOAT TABLES	MODEL #	L x W	BASE QTY	TOP SECTIONS	SEATING CAPACITY	RECTANGLE BASE		EXPANDABLE RECTANGLE BASE		TAPERED BASE				ROUNDED RECTANGLE BASE		
						Painted	Veneer	Painted	Veneer	Laminate	Painted	Veneer	Fenix	Laminate	Painted	Veneer
						-PR	-VR	-PX	-VX	-LTP	-PTP	-VTP	-FTP	-LRR	-PRR	-VRR
FWNB-7240-XE	72 x 32/40	2	1	6	7,065	7,524	7,524	8,009	-	-	-	-	-	-	-	-
FWNB-7840-XE	78 x 32/40	2	1	6	7,774	8,265	8,265	8,783	-	-	-	-	-	-	-	-
FWNB-8444-XE	84 x 32/44	2	1	8	8,532	9,039	9,039	9,576	10,277	10,277	10,807	10,327	10,621	10,621	11,164	
FWNB-9044-XE	90 x 32/44	2	1	8	9,231	9,766	9,766	10,311	11,068	11,068	11,625	11,120	11,429	11,429	12,001	
FWNB-9648-XE	96 x 36/48	2	1	8	9,805	10,340	10,340	10,905	11,642	11,642	12,198	11,694	12,003	12,003	12,575	
FWNB-10248-XE	102 x 36/48	2	1	8	10,642	11,207	11,207	11,803	12,581	12,581	13,168	12,637	12,962	12,962	13,566	
FWNB-10848-XE	108 x 36/48	2	1	10	10,936	11,500	11,500	12,096	12,874	12,874	13,461	12,930	13,255	13,255	13,859	
FWNB-11450-XE	114 x 36/50	2	1	10	12,562	13,182	13,182	13,837	14,693	14,693	15,339	14,754	15,112	15,112	15,776	
FWNB-12050-XE	120 x 36/50	2	1	10	12,896	13,515	13,515	14,171	15,026	15,026	15,672	15,087	15,445	15,445	16,109	
FWNB-13254-XE	132 x 36/54	2	2	10	14,654	15,300	15,300	15,982	16,874	16,874	17,547	16,937	17,310	17,310	18,001	
FWNB-14454-XE	144 x 36/54	2	2	12	16,010	16,682	16,682	17,391	18,319	18,319	19,019	18,385	18,773	18,773	19,492	
FWNB-15654-XE	156 x 36/54	3	2	12	20,545	21,563	21,563	22,638	24,043	24,043	25,104	24,144	24,731	24,731	25,821	
FWNB-16860-XE	168 x 42/60	3	2	14	23,677	24,749	24,749	25,881	27,361	27,361	28,478	27,466	28,086	28,086	29,233	
FWNB-18060-XE	180 x 42/60	3	2	14	24,681	25,753	25,753	26,885	28,365	28,365	29,482	28,471	29,090	29,090	30,238	
FWNB-19272-XE	192 x 54/72	3	4	18	33,600	34,737	34,737	35,938	35,906	35,906	37,636	36,050	37,091	37,091	38,868	
FWNB-20472-XE	204 x 54/72	3	4	18	36,453	37,636	37,636	38,886	38,853	38,853	40,652	39,002	40,085	40,085	41,935	
FWNB-21672-XE	216 x 54/72	3	4	20	38,866	40,078	40,078	41,358	41,324	41,324	43,167	41,477	42,587	42,587	44,482	
FWNB-22872-XE	228 x 54/72	3	4	20	40,774	41,999	41,999	43,291	43,257	43,257	45,118	43,412	44,532	44,532	46,444	
FWNB-24072-XE	240 x 54/72	3	4	20	42,793	44,030	44,030	45,338	45,303	45,303	47,184	45,460	46,592	46,592	48,526	

BOAT TABLES	MODEL #	L x W	BASE QTY	TOP SECTIONS	SEATING CAPACITY	T-BASE		HOOP BASE		PANEL BASE		FOUR POST BASE	
						Metal	Veneer	Metal	Veneer	Painted	Veneer	Painted	Veneer
						-TB	-HP	-VHP	-PP	-VP	-P4	-V4	
FWNB-7240-XE	72 x 32/40	2	1	6	7,065	7,524	6,347	-	-	5,837	6,340	7,065	7,524
FWNB-7840-XE	78 x 32/40	2	1	6	7,774	8,265	7,007	-	-	6,460	7,000	7,774	8,265
FWNB-8444-XE	84 x 32/44	2	1	8	8,532	9,039	7,738	-	-	7,172	7,731	8,532	9,039
FWNB-9044-XE	90 x 32/44	2	1	8	9,231	9,766	8,396	-	-	7,802	8,389	9,231	9,766
FWNB-9648-XE	96 x 36/48	2	1	8	9,805	10,340	8,970	10,340	13,297	8,376	8,963	9,805	10,340
FWNB-10248-XE	102 x 36/48	2	1	8	10,642	11,207	9,761	11,207	14,328	9,133	9,754	10,642	11,207
FWNB-10848-XE	108 x 36/48	2	1	10	10,936	11,500	10,054	11,500	14,622	9,427	10,046	10,936	11,500
FWNB-11450-XE	114 x 36/50	2	1	10	12,562	13,182	11,593	13,182	16,614	10,903	11,584	12,562	13,182
FWNB-12050-XE	120 x 36/50	2	1	10	12,896	13,515	11,926	13,515	16,947	11,236	11,917	12,896	13,515
FWNB-13254-XE	132 x 36/54	2	2	10	14,654	15,300	13,644	15,300	18,874	12,926	13,635	14,654	15,300
FWNB-14454-XE	144 x 36/54	2	2	12	16,010	16,682	14,960	16,682	20,400	14,213	14,951	16,010	16,682
FWNB-15654-XE	156 x 36/54	3	2	12	20,545	21,563	18,954	21,563	27,197	17,821	18,939	20,545	21,563
FWNB-16860-XE	168 x 42/60	3	2	14	23,677	24,749	22,001	24,749	30,683	20,809	21,985	23,677	24,749
FWNB-18060-XE	180 x 42/60	3	2	14	24,681	25,753	23,005	25,753	31,687	21,813	22,991	24,681	25,753
FWNB-19272-XE	192 x 54/72	3	4	18	33,600	34,737	-	34,737	40,005	30,558	31,807	33,600	34,737
FWNB-20472-XE	204 x 54/72	3	4	18	36,453	37,636	-	37,636	43,118	33,287	34,586	36,453	37,636
FWNB-21672-XE	216 x 54/72	3	4	20	38,866	40,078	-	40,078	45,694	35,623	36,954	38,866	40,078
FWNB-22872-XE	228 x 54/72	3	4	20	40,774	41,999	-	41,999	47,667	37,500	38,845	40,774	41,999
FWNB-24072-XE	240 x 54/72	3	4	20	42,793	44,030	-	44,030	49,764	39,482	40,842	42,793	44,030



FENIX® TOP WITH SQUARE EDGE

BASE OPTIONS	CODE	PRICE	NOTES
Metal Trim Finish Options:			
Powder Coat	No Code	No Charge	Tapered and Rounded Rectangle Bases are standard with a metal trim detail in either Powder Coat or Clear Anodized. Other finishes available at an upcharge.
Clear Anodized	-CA	No Charge	
GoldMatt Anodized	-GMA	\$941	
Antique Brass Anodized	-ABA	\$941	
Light Bronze Anodized	-LBA	\$471	
High Polish Finish	-HPF	\$554	
Upholstered Base Option:			
		-COM	-A -B -C -D -E -F -G
Upholstered Base, 44", 48", 50" Wide Tables	-UPH-48	\$1,045	\$1,359 \$1,463 \$1,568 \$1,672 \$2,404 \$2,822 \$3,031
Upholstered Base, 54" Wide Table	-UPH-54	\$1,045	\$1,411 \$1,516 \$1,550 \$1,725 \$2,508 \$2,926 \$3,135
Upholstered Base, 60" Wide Table	-UPH-60	\$1,045	\$1,463 \$1,568 \$1,672 \$1,777 \$2,717 \$3,135 \$3,344
Upholstered Base, 72" Wide Table	-UPH-72	\$1,045	\$1,672 \$1,777 \$1,881 \$1,986 \$3,658 \$4,076 \$4,285
Acrylic Base Option:			
Acrylic, 44", 48", 50" Wide Tables	-ACR-48	\$2,000	Acrylic option applied to end/inner panels of Tapered Bases only.
Acrylic, 54" Wide Table	-ACR-54	\$2,400	
Acrylic, 60" Wide Table	-ACR-60	\$2,600	
Acrylic, 72" Wide Table	-ACR-72	\$3,100	
Paint Option:			
Veneer Rounded Rectangle Base Inner Shell	-PVRR	DEDUCT \$471	Paint option on Veneer Rounded Rectangle Base Inner Shell
Laminate Rounded Rectangle Base Inner Shell	-PLRR	No Charge	Paint option on Laminate Rounded Rectangle Base Inner Shell
Fenix Tapered Base End/Inner Panels	-PFTP	DEDUCT \$471	Paint option on Fenix Tapered Base End/Inner Panels
Veneer Tapered Base End/Inner Panels	-PVTP	DEDUCT \$471	Paint option on Veneer Tapered Base End/Inner Panels
Laminate Tapered Base End/Inner Panels	-PLTP	No Charge	Paint option on Laminate Tapered Base End/Inner Panels
Remove Center Column for Four Post Base Options:			
If -P4 base is selected	-4COLP	DEDUCT \$903	Available on tables 96" and shorter only
If -V4 base is selected	-4COLV	DEDUCT \$1,392	
Center Column Base Finish Options:			
Painted Center Column Base*	-CRP	No Charge	To replace existing middle base (Hoop Base and T-Base only)
Veneer Center Column Base*	-CRV	No Charge	
Polished Chrome Finish Options:			
Polished Chrome Four Post Base	-PCFB	\$2,768	*When specifying -CRV or -CRP in conjunction with a Polished Chrome finish on Hoop Base or T-Base tables with 3 bases, use the upcharge code and pricing for 2 base tables (-PCHP2 or -PCTB2).
Polished Chrome Hoop Base (2 base tables)	-PCHP2	\$2,768	
Polished Chrome Hoop Base (3 base tables)	-PCHP3	\$4,149	
Polished Chrome T-Base (2 base tables)	-PCTB2	\$2,768	
Polished Chrome T-Base (3 base tables)	-PCTB3	\$4,149	
T-Base Combination Finish (2 base tables)	-PCCBF2	\$1,694	
T-Base Combination Finish (3 base tables)	-PCCBF3	\$2,542	
TOP OPTIONS			
Multi-Section Tops:			
102", 108", 114" and 120" one-piece tops split into two sections	Specify -2	\$824	Power Matrix (center of table location only) cannot be specified when this option is selected
POWER OPTIONS			
Low Profile Perimeter Power Option:			
72"-132" Tables	-LPP6C	\$6,532	See page 29 for location information (10) simplex outlets, (10) USB-A+C ports, (4) Modular AV Inserts/Plates
144"-156" Tables	-LPP8C	\$9,144	
168"-240" Tables	-LPP10C	\$12,436	
For USB-C+C	Add -USB-DualC	No Charge	
Field-Wired Option:			
72"-132" Tables	Add -FW	DEDUCT \$1,945	Some local electrical codes may require hardwiring of components and may not allow the use of standard modular power systems. A junction box will be provided when ordering the -FW option
144"-156" Tables	Add -FW	DEDUCT \$2,378	
168"-240" Tables	Add -FW	DEDUCT \$2,913	
Other Power and Data Options:			
	See pages 204-213		





FENIX® TOP WITH SQUARE EDGE

EDGE PROFILE



Square Edge

GENERAL INFORMATION

- Tops are 1-1/8" thick with 2mm edge
- Seating capacity based on 27" per person
- Overall table height 29.5"
- Four Post Base includes a 12"x24" center column for wire management. Center column may be removed from tables 96" and shorter with options -4COLP or -4COLV above. On tables over 96", the center column is required for support.
- T-Base combination finish includes a Polished Chrome foot and Powder Coat vertical column
- Beam finish will match Metal Finish selection. If no Metal Finish is selected, beams will be Foil.
- If Polished Chrome Finish is specified on the T-Base or Hoop Base, the beams will be Foil. If Polished Chrome Finish is specified on the Four Post Base, the beams will be Clear Anodized.
- Tables with three Hoop or T-Bases will default to the same base style for all three bases. An alternate Center Column Base may also be specified above.
- One wire manager included with the Hoop Base table (regardless of table size). Can be adhered to the leg and will default to the finish of the leg.
- Wire manager on veneer Hoop Bases will be veneered to match the base veneer option. If additional wire management channels are required, they can be purchased separately at the end of the price list.
- Rectangle, Expandable Rectangle, Tapered, Rounded Rectangle, Metal T-Base, Panel, Island, and Center Column bases include a removable access panel
- Tapered and Rounded Rectangle bases standard with a metal trim detail
- Veneer Hoop Base finish will match Top veneer finish
- Upholstery option is applied on the Rounded Rectangle outer base shell or Tapered Base end panel. For COM fabrics, yardage requirement is 1 yard per base.
- Center Wire Chase available on two base tables for more robust wire management needs. See page 213.
- On Tapered base tables with center bases, the center base will default to the finish selections specified for the end bases. Metal finish on center bases will default to the finish selection on the end base.
- On Rounded Rectangle base tables with center bases, both sides of the center base will default to the finish selection specified for the inner shell of the end bases. Metal finish on center base will default to finish selection specified for end base.
- If a powder coat finish is not selected for the Low Profile Perimeter Power, the finish will match the beam metal finish (Foil is the default when Clear Anodized is selected)

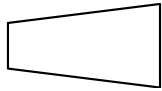
REQUIRED INFORMATION (ORDER CANNOT BE ENTERED WITHOUT THIS INFORMATION)

See appendix pages vi-xii for surface material options.

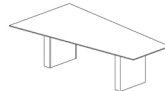
- Choose Veneer Finish
- Choose Laminate Finish, if Laminate base specified
- Choose Fenix Finish, if Fenix base specified
- Choose Paint Finish, if Painted base or paint option specified
- Choose Metal Finish. Clear Anodized (-CA), GoldMatt Anodized (-GMA), Antique Brass Anodized (-ABA) and Light Bronze Anodized (-LBA) not available on T-Base or Hoop Base.
- Choose Powder Coat Finish, if Low Profile Perimeter Power is selected
- Choose Metal Finish for base trim detail, if Tapered or Rounded Rectangle Bases specified
- Choose Upholstery, if Upholstery Base Option specified
- Choose Acrylic Finish, if Acrylic Base Option specified



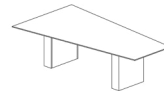
FENIX® TOP WITH SQUARE EDGE



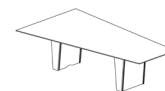
SIGHT LINE TOP



Rectangle Base



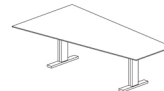
Expandable Rectangle Base



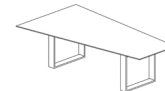
Tapered Base



Rounded Rectangle Base



T-Base



Hoop Base



Panel Base

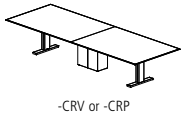
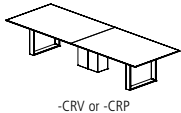
SIGHT LINE TABLES	MODEL #	L x W	BASE QTY	TOP SECTIONS	SEATING CAPACITY	RECTANGLE BASE		EXPANDABLE RECTANGLE BASE		TAPERED BASE			ROUNDED RECTANGLE BASE			
						Painted	Veneer	Painted	Veneer	Laminate	Painted	Veneer	Fenix	Laminate	Painted	Veneer
						-PR	-VR	-PX	-VX	-LTP	-PTP	-VTP	-FTP	-LRR	-PRR	-VRR
FWNA-7254-XE	72 x 36/54	2	1	7	8,408	8,903	8,903	9,428	10,112	10,112	10,629	10,160	10,447	10,447	10,978	
FWNA-7856-XE	78 x 36/56	2	1	7	9,924	10,482	10,482	11,073	11,844	11,844	12,426	11,899	12,222	12,222	12,819	
FWNA-8458-XE	84 x 36/58	2	1	9	10,400	10,958	10,958	11,549	12,320	12,320	12,902	12,376	12,698	12,698	13,295	
FWNA-9060-XE	90 x 36/60	2	1	9	11,464	12,051	12,051	12,673	13,483	13,483	14,096	13,542	13,880	13,880	14,510	
FWNA-9660-XE	96 x 36/60	2	1	9	11,834	12,422	12,422	13,042	13,854	13,854	14,466	13,911	14,251	14,251	14,880	
FWNA-10260-XE	102 x 36/60	2	1	9	12,882	13,503	13,503	14,157	15,014	15,014	15,660	15,075	15,433	15,433	16,098	
FWNA-10860-XE	108 x 36/60	2	1	11	13,271	13,892	13,892	14,547	15,404	15,404	16,050	15,465	15,823	15,823	16,487	
FWNA-11460-XE	114 x 36/60	2	1	11	14,382	15,034	15,034	15,725	16,626	16,626	17,306	16,690	17,067	17,067	17,767	
FWNA-12066-XE	120 x 36/66	2	2	11	18,578	19,271	19,271	20,001	20,958	20,958	21,680	21,026	21,426	21,426	22,167	
FWNA-13268-XE	132 x 36/68	2	3	11	20,864	21,586	21,586	22,348	23,344	23,344	24,095	23,415	23,831	23,831	24,603	
FWNA-14470-XE	144 x 36/70	2	3	13	23,336	24,087	24,087	24,880	25,915	25,915	26,696	25,988	26,422	26,422	27,225	
FWNA-15672-XE	156 x 36/72	3	3	13	29,310	30,447	30,447	31,648	33,218	33,218	34,403	33,329	33,986	33,986	35,203	
FWNA-16876-XE	168 x 36/76	3	3	15	30,776	31,880	31,880	33,046	34,571	34,571	35,722	34,679	35,317	35,317	36,500	
FWNA-18078-XE	180 x 36/78	3	3	15	32,719	33,824	33,824	34,990	36,515	36,515	37,665	36,624	37,261	37,261	38,444	
FWNA-19278-XE	192 x 36/78	3	4	17	34,206	35,310	35,310	36,476	36,445	36,445	38,126	36,586	37,596	37,596	39,323	
FWNA-20478-XE	204 x 36/78	3	4	17	37,142	38,292	38,292	39,506	39,474	39,474	41,221	39,619	40,671	40,671	42,468	
FWNA-21678-XE	216 x 36/78	3	4	19	39,634	40,811	40,811	42,054	42,021	42,021	43,812	42,171	43,249	43,249	45,089	
FWNA-22878-XE	228 x 36/78	3	4	19	41,612	42,800	42,800	44,055	44,022	44,022	45,830	44,172	45,260	45,260	47,118	
FWNA-24078-XE	240 x 36/78	3	4	19	43,701	44,902	44,902	46,173	46,139	46,139	47,967	46,291	47,391	47,391	49,271	

SIGHT LINE TABLES	MODEL #	L x W	BASE QTY	TOP SECTIONS	SEATING CAPACITY	T-BASE		HOOP BASE		PANEL BASE	
						Metal		Metal	Veneer	Painted	Veneer
						-TB	-HP	-VHP	-PP	-VP	
FWNA-7254-XE	72 x 36/54	2	1	7		7,632	8,903	11,649	7,080	7,625	
FWNA-7856-XE	78 x 36/56	2	1	7		9,051	10,482	13,575	8,428	9,043	
FWNA-8458-XE	84 x 36/58	2	1	9		9,527	10,958	14,051	8,905	9,518	
FWNA-9060-XE	90 x 36/60	2	1	9		10,545	12,051	15,305	9,891	10,537	
FWNA-9660-XE	96 x 36/60	2	1	9		10,915	12,422	15,674	10,262	10,907	
FWNA-10260-XE	102 x 36/60	2	1	9		11,912	13,503	16,936	11,222	11,904	
FWNA-10860-XE	108 x 36/60	2	1	11		12,302	13,892	17,326	11,612	12,293	
FWNA-11460-XE	114 x 36/60	2	1	11		13,361	15,034	18,649	12,635	13,352	
FWNA-12066-XE	120 x 36/66	2	2	11		17,495	19,271	23,104	16,724	17,485	
FWNA-13268-XE	132 x 36/68	2	3	11		19,736	21,586	25,578	18,933	19,726	
FWNA-14470-XE	144 x 36/70	2	3	13		-	24,087	28,239	21,329	22,153	
FWNA-15672-XE	156 x 36/72	3	3	13		-	30,447	35,716	26,268	27,517	
FWNA-16876-XE	168 x 36/76	3	3	15		-	31,880	36,998	27,819	29,033	
FWNA-18078-XE	180 x 36/78	3	3	15		-	33,824	38,941	29,763	30,977	
FWNA-19278-XE	192 x 36/78	3	4	17		-	35,310	40,428	31,250	32,463	
FWNA-20478-XE	204 x 36/78	3	4	17		-	38,292	43,617	34,067	35,330	
FWNA-21678-XE	216 x 36/78	3	4	19		-	40,811	46,267	36,483	37,777	
FWNA-22878-XE	228 x 36/78	3	4	19		-	42,800	48,307	38,430	39,736	
FWNA-24078-XE	240 x 36/78	3	4	19		-	44,902	50,473	40,484	41,805	



FENIX® TOP WITH SQUARE EDGE

BASE OPTIONS	CODE	PRICE	NOTES
Metal Trim Finish Options:			
Powder Coat	No Code	No Charge	Tapered and Rounded Rectangle Bases are standard with a metal trim detail in either Powder Coat or Clear Anodized. Other finishes available at an upcharge.
Clear Anodized	-CA	No Charge	
GoldMatt Anodized	-GMA	\$941	
Antique Brass Anodized	-ABA	\$941	
Light Bronze Anodized	-LBA	\$471	
High Polish Finish	-HPF	\$554	
Upholstered Base Option:			
		-COM	-A -B -C -D -E -F -G
Upholstered Base, 54", 56", 58" Wide Tables	-UPH-48	\$1,045	\$1,359 \$1,463 \$1,568 \$1,672 \$2,404 \$2,822 \$3,031
Upholstered Base, 60" Wide Table	-UPH-54	\$1,045	\$1,411 \$1,516 \$1,550 \$1,725 \$2,508 \$2,926 \$3,135
Upholstered Base, 66", 68" Wide Tables	-UPH-60	\$1,045	\$1,463 \$1,568 \$1,672 \$1,777 \$2,717 \$3,135 \$3,344
Upholstered Base, 70", 72" Wide Tables	-UPH-66	\$1,045	\$1,568 \$1,672 \$1,777 \$1,881 \$3,135 \$3,553 \$3,762
Upholstered Base, 76", 78" Wide Tables	-UPH-72	\$1,045	\$1,672 \$1,777 \$1,881 \$1,986 \$3,658 \$4,076 \$4,285
Acrylic Base Option:			
Acrylic, 54", 56", 58" Wide Tables	-ACR-48	\$2,000	Acrylic option applied to end/inner panels of Tapered Bases only.
Acrylic, 60" Wide Table	-ACR-54	\$2,400	
Acrylic, 66", 68" Wide Tables	-ACR-60	\$2,600	
Acrylic, 70", 72" Wide Tables	-ACR-66	\$2,800	
Acrylic, 76", 78" Wide Tables	-ACR-72	\$3,100	
Paint Option:			
Veneer Rounded Rectangle Base Inner Shell	-PVRR	DEDUCT \$471	Paint option on Veneer Rounded Rectangle Base Inner Shell
Laminate Rounded Rectangle Base Inner Shell	-PLRR	No Charge	Paint option on Laminate Rounded Rectangle Base Inner Shell
Fenix Tapered Base End/Inner Panels	-PFTP	DEDUCT \$471	Paint option on Fenix Tapered Base End/Inner Panels
Veneer Tapered Base End/Inner Panels	-PVTP	DEDUCT \$471	Paint option on Veneer Tapered Base End/Inner Panels
Laminate Tapered Base End/Inner Panels	-PLTP	No Charge	Paint option on Laminate Tapered Base End/Inner Panels
Remove Center Column for Four Post Base Options:			
If -P4 base is selected	-4COLP	DEDUCT \$903	Available on tables 96" and shorter only
If -V4 base is selected	-4COLV	DEDUCT \$1,392	
Center Column Base Finish Options:			
Painted Center Column Base*	-CRP	No Charge	To replace existing middle base (Hoop Base and T-Base only)
Veneer Center Column Base*	-CRV	No Charge	
Polished Chrome Finish Options:			
Polished Chrome Hoop Base (2 base tables)	-PCHP2	\$2,768	*When specifying -CRV or -CRP in conjunction with a Polished Chrome finish on Hoop Base or T-Base tables with 3 bases, use the upcharge code and pricing for 2 base tables (-PCHP2 or -PCTB2).
Polished Chrome Hoop Base (3 base tables)	-PCHP3	\$4,149	
Polished Chrome T-Base (2 base tables)	-PCTB2	\$2,768	
Polished Chrome T-Base (3 base tables)	-PCTB3	\$4,149	
T-Base Combination Finish (2 base tables)	-PCCBF2	\$1,694	
T-Base Combination Finish (3 base tables)	-PCCBF3	\$2,542	
TOP OPTIONS			
	CODE	PRICE	NOTES
Multi-Section Tops:			
102", 108", 114" and 120" one-piece tops split into two sections	Specify -2	\$824	Power Matrix (center of table location only) cannot be specified when this option is selected
POWER OPTIONS			
	CODE	PRICE	NOTES
Low Profile Perimeter Power Option:			
72"-132" Tables	-LPP6C	\$6,532	See page 29 for location information (10) simplex outlets, (10) USB-A+C ports, (4) Modular AV Inserts/Plates (14) simplex outlets, (14) USB-A+C ports, (4) Modular AV Inserts/Plates (18) simplex outlets, (18) USB-A+C ports, (4) Modular AV Inserts/Plates Replaces USB-A+C ports
144"-156" Tables	-LPP8C	\$9,144	
168"-240" Tables	-LPP10C	\$12,436	
For USB-C+C	Add -USB-DualC	No Charge	
Field-Wired Option:			
72"-132" Tables	Add -FW	DEDUCT \$1,945	Some local electrical codes may require hardwiring of components and may not allow the use of standard modular power systems. A junction box will be provided when ordering the -FW option
144"-156" Tables	Add -FW	DEDUCT \$2,378	
168"-240" Tables	Add -FW	DEDUCT \$2,913	
Other Power and Data Options: See pages 204-213			





FENIX® TOP WITH SQUARE EDGE

EDGE PROFILE



Square Edge

GENERAL INFORMATION

- Tops are 1-1/8" thick with 2mm edge
- Seating capacity based on 27" per person
- Overall table height 29.5"
- T-Base combination finish includes a Polished Chrome foot and Powder Coat vertical column
- Beam finish will match Metal Finish selection. If no Metal Finish is selected, beams will be Foil.
- If Polished Chrome Finish is specified on the T-Base or Hoop Base, the beams will be Foil.
- Tables with three Hoop or T-Bases will default to the same base style for all three bases. An alternate Center Column Base may also be specified above.
- One wire manager included with the Hoop Base table (regardless of table size). Can be adhered to the leg and will default to the finish of the leg. Wire manager on veneer Hoop Bases will be veneered to match the base veneer option. If additional wire management channels are required, they can be purchased separately at the end of the price list.
- Rectangle, Expandable Rectangle, Tapered, Rounded Rectangle, Metal T-Base, Panel, Island, and Center Column bases include a removable access panel
- Tapered and Rounded Rectangle bases standard with a metal trim detail
- Veneer Hoop Base finish will match Top veneer finish
- Upholstery option is applied on the Rounded Rectangle outer base shell or Tapered Base end panel. For COM fabrics, yardage requirement is 1 yard per base.
- Center Wire Chase available on two base tables for more robust wire management needs. See page 213.
- On Tapered base tables with center bases, the center base will default to the finish selections specified for the end bases. Metal finish on center bases will default to the finish selection on the end base.
- On Rounded Rectangle base tables with center bases, both sides of the center base will default to the finish selection specified for the inner shell of the end bases. Metal finish on center base will default to finish selection specified for end base.
- If a powder coat finish is not selected for the Low Profile Perimeter Power, the finish will match the beam metal finish (Foil is the default when Clear Anodized is selected)
- Low Profile Perimeter Power option is not available on tables with Panel (-PP & -VP) and Hoop (-HP & -VHP) bases


REQUIRED INFORMATION (ORDER CANNOT BE ENTERED WITHOUT THIS INFORMATION)

See appendix pages vi-xii for surface material options.

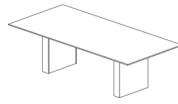
- Choose Veneer Finish
- Choose Laminate Finish, if Laminate base specified
- Choose Fenix Finish, if Fenix base specified
- Choose Paint Finish, if Painted base or paint option specified
- Choose Metal Finish. Clear Anodized (-CA), GoldMatt Anodized (-GMA), Antique Brass Anodized (-ABA) and Light Bronze Anodized (-LBA) not available on T-Base or Hoop Base.
- Choose Powder Coat Finish, if Low Profile Perimeter Power is selected
- Choose Metal Finish for base trim detail, if Tapered or Rounded Rectangle Bases specified
- Choose Upholstery, if Upholstery Base Option specified
- Choose Acrylic Finish, if Acrylic Base Option specified



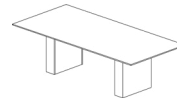
FENIX® TOP WITH REVERSE FLOW EDGE



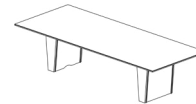
RECTANGLE TOP



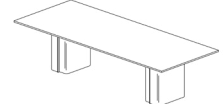
Rectangle Base



Expandable Rectangle Base



Tapered Base

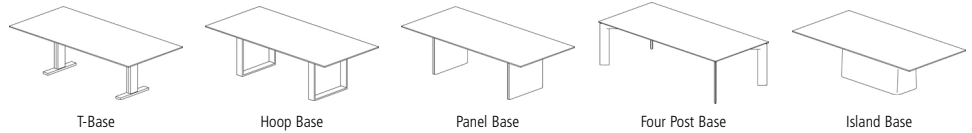


Rounded Rectangle Base

RECTANGLE TABLES					RECTANGLE BASE		EXPANDABLE RECTANGLE BASE		TAPERED BASE				ROUNDED RECTANGLE BASE		
					Painted	Veneer	Painted	Veneer	Laminate	Painted	Veneer	Fenix	Laminate	Painted	Veneer
MODEL #	L x W	BASE QTY	TOP SECTIONS	SEATING CAPACITY	-PR	-VR	-PX	-VX	-LTP	-PTP	-VTP	-FTP	-LRR	-PRR	-VRR
FWNT-7236-XA	72 x 36	2	1	6	6,468	6,901	6,901	7,358	-	-	-	-	-	-	-
FWNT-7242-XA	72 x 42	2	1	6	7,349	7,820	7,820	8,317	-	-	-	-	-	-	-
FWNT-7842-XA	78 x 42	2	1	6	8,093	8,597	8,597	9,128	-	-	-	-	-	-	-
FWNT-8442-XA	84 x 42	2	1	8	8,326	8,830	8,830	9,361	-	-	-	-	-	-	-
FWNT-8448-XA	84 x 48	2	1	8	9,019	9,540	9,540	10,090	10,809	10,809	11,352	10,860	11,161	11,161	11,718
FWNT-9042-XA	90 x 42	2	1	8	9,002	9,532	9,532	10,091	-	-	-	-	-	-	-
FWNT-9048-XA	90 x 48	2	1	8	9,771	10,319	10,319	10,898	11,653	11,653	12,225	11,707	12,024	12,024	12,610
FWNT-9642-XA	96 x 42	2	1	8	9,248	9,777	9,777	10,337	-	-	-	-	-	-	-
FWNT-9648-XA	96 x 48	2	1	8	10,054	10,602	10,602	11,181	11,937	11,937	12,508	11,991	12,308	12,308	12,894
FWNT-10242-XA	102 x 42	2	1	8	10,020	10,579	10,579	11,170	-	-	-	-	-	-	-
FWNT-10248-XA	102 x 48	2	1	8	10,913	11,492	11,492	12,102	12,900	12,900	13,503	12,957	13,291	13,291	13,910
FWNT-10842-XA	108 x 42	2	1	10	10,279	10,839	10,839	11,428	-	-	-	-	-	-	-
FWNT-10848-XA	108 x 48	2	1	10	11,213	11,792	11,792	12,403	13,201	13,201	13,803	13,258	13,591	13,591	14,211
FWNT-10854-XA	108 x 54	2	1	12	12,317	12,921	12,921	13,559	14,393	14,393	15,022	14,452	14,801	14,801	15,448
FWNT-11442-XA	114 x 42	2	1	10	11,093	11,681	11,681	12,302	-	-	-	-	-	-	-
FWNT-11448-XA	114 x 48	2	1	10	12,119	12,728	12,728	13,370	14,211	14,211	14,845	14,271	14,622	14,622	15,273
FWNT-11454-XA	114 x 54	2	1	12	13,330	13,965	13,965	14,637	15,515	15,515	16,177	15,577	15,944	15,944	16,625
FWNT-12042-XA	120 x 42	2	1	10	11,365	11,953	11,953	12,574	-	-	-	-	-	-	-
FWNT-12048-XA	120 x 48	2	1	10	12,435	13,043	13,043	13,686	14,526	14,526	15,160	14,586	14,938	14,938	15,589
FWNT-12054-XA	120 x 54	2	1	12	13,695	14,330	14,330	15,002	15,880	15,880	16,542	15,942	16,309	16,309	16,990
FWNT-13248-XA	132 x 48	2	2	10	13,609	14,243	14,243	14,912	15,788	15,788	16,449	15,850	16,216	16,216	16,896
FWNT-13254-XA	132 x 54	2	2	12	15,026	15,688	15,688	16,388	17,302	17,302	17,992	17,367	17,750	17,750	18,458
FWNT-14448-XA	144 x 48	2	2	12	14,838	15,498	15,498	16,194	17,104	17,104	17,791	17,169	17,550	17,550	18,256
FWNT-14454-XA	144 x 54	2	2	14	16,416	17,105	17,105	17,832	18,784	18,784	19,502	18,852	19,250	19,250	19,986
FWNT-14460-XA	144 x 60	2	2	14	18,259	18,984	18,984	19,750	20,751	20,751	21,508	20,823	21,243	21,243	22,018
FWNT-15648-XA	156 x 48	3	2	14	19,206	20,205	20,205	21,262	22,641	22,641	23,682	22,739	23,316	23,316	24,386
FWNT-15654-XA	156 x 54	3	2	14	21,067	22,110	22,110	23,212	24,653	24,653	25,741	24,756	25,359	25,359	26,476
FWNT-15660-XA	156 x 60	3	2	14	23,248	24,347	24,347	25,508	27,026	27,026	28,171	27,134	27,769	27,769	28,945
FWNT-16854-XA	168 x 54	3	2	16	21,967	23,011	23,011	24,113	25,553	25,553	26,641	25,656	26,259	26,259	27,376
FWNT-16860-XA	168 x 60	3	2	16	24,278	25,377	25,377	26,538	28,056	28,056	29,201	28,163	28,799	28,799	29,975
FWNT-18054-XA	180 x 54	3	2	16	22,867	23,911	23,911	25,014	26,454	26,454	27,542	26,557	27,160	27,160	28,277
FWNT-18060-XA	180 x 60	3	2	16	25,308	26,407	26,407	27,568	29,085	29,085	30,231	29,193	29,828	29,828	31,005
FWNT-19254-XA	192 x 54	3	2	18	23,768	24,812	24,812	25,914	27,208	27,208	28,575	27,325	28,104	28,104	29,516
FWNT-19260-XA	192 x 60	3	2	18	26,338	27,436	27,436	28,597	29,961	29,961	31,400	30,084	30,905	30,905	32,391
FWNT-19266-XA	192 x 66	3	4	18	32,800	33,967	33,967	35,198	36,642	36,642	38,170	36,775	37,645	37,645	39,221
FWNT-19272-XA	192 x 72	3	4	18	34,452	35,619	35,619	36,850	38,317	38,317	39,591	38,965	38,032	38,032	39,855
FWNT-20454-XA	204 x 54	3	2	18	25,671	26,757	26,757	27,904	29,250	29,250	30,673	29,372	30,183	30,183	31,652
FWNT-20460-XA	204 x 60	3	2	18	28,479	29,623	29,623	30,831	32,249	32,249	33,748	32,378	33,231	33,231	34,778
FWNT-20466-XA	204 x 66	3	4	18	35,551	36,764	36,764	38,046	39,549	39,549	41,138	39,686	40,591	40,591	42,232
FWNT-20472-XA	204 x 72	3	4	18	37,378	38,591	38,591	39,873	39,839	39,839	41,683	39,992	41,102	41,102	42,999
FWNT-21654-XA	216 x 54	3	2	20	27,256	28,369	28,369	29,544	30,923	30,923	32,380	31,049	31,878	31,878	33,383
FWNT-21660-XA	216 x 60	3	2	20	30,272	31,443	31,443	32,681	34,134	34,134	35,669	34,265	35,140	35,140	36,725
FWNT-21666-XA	216 x 66	3	4	20	37,871	39,114	39,114	40,426	41,967	41,967	43,595	42,107	43,034	43,034	44,715
FWNT-21672-XA	216 x 72	3	4	20	39,852	41,095	41,095	42,407	42,372	42,372	44,263	42,530	43,668	43,668	45,611
FWNT-22854-XA	228 x 54	3	2	20	28,484	29,607	29,607	30,794	32,186	32,186	33,658	32,312	33,151	33,151	34,669
FWNT-22860-XA	228 x 60	3	2	20	31,668	32,850	32,850	34,100	35,566	35,566	37,115	35,699	36,582	36,582	38,181
FWNT-22866-XA	228 x 66	3	4	20	39,698	40,953	40,953	42,278	43,833	43,833	45,477	43,975	44,911	44,911	46,607
FWNT-22872-XA	228 x 72	3	4	20	41,809	43,065	43,065	44,390	44,355	44,355	46,263	44,514	45,662	45,662	47,623
FWNT-24054-XA	240 x 54	3	2	20	29,787	30,923	30,923	32,123	33,531	33,531	35,019	33,659	34,506	34,506	36,042
FWNT-24060-XA	240 x 60	3	2	20	33,146	34,343	34,343	35,607	37,089	37,089	38,656	37,224	38,117	38,117	39,735
FWNT-24066-XA	240 x 66	3	4	20	41,632	42,900	42,900	44,241	45,812	45,812	47,475	45,955	46,902	46,902	48,618
FWNT-24072-XA	240 x 72	3	4	20	43,880	45,148	45,148	46,489	46,453	46,453	48,382	46,613	47,775	47,775	49,758



FENIX® TOP WITH REVERSE FLOW EDGE

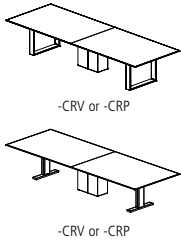


RECTANGLE TABLES					T-BASE	HOOP BASE		PANEL BASE		FOUR POST BASE		ISLAND BASE	
					Metal	Metal	Veneer	Painted	Veneer	Painted	Veneer	Painted	Veneer
MODEL #	L x W	BASE QTY	TOP SECTIONS	SEATING CAPACITY	-TB	-HP	-VHP	-PP	-VP	-P4	-V4	-PN	-VN
FWNT-7236-XA	72 x 36	2	1	6	5,792	-	-	-	-	6,468	6,901	-	-
FWNT-7242-XA	72 x 42	2	1	6	6,613	-	-	-	-	7,349	7,820	-	-
FWNT-7842-XA	78 x 42	2	1	6	7,307	-	-	-	-	8,093	8,597	-	-
FWNT-8442-XA	84 x 42	2	1	8	7,538	-	-	-	-	8,326	8,830	-	-
FWNT-8448-XA	84 x 48	2	1	8	8,205	9,540	12,422	7,625	8,198	9,019	9,540	-	-
FWNT-9042-XA	90 x 42	2	1	8	8,175	-	-	-	-	9,002	9,532	-	-
FWNT-9048-XA	90 x 48	2	1	8	8,914	10,319	13,351	8,305	8,907	9,771	10,319	-	-
FWNT-9642-XA	96 x 42	2	1	8	8,420	-	-	-	-	9,248	9,777	-	-
FWNT-9648-XA	96 x 48	2	1	8	9,198	10,602	13,635	8,588	9,191	10,054	10,602	-	-
FWNT-10242-XA	102 x 42	2	1	8	9,146	-	-	-	-	10,020	10,579	-	-
FWNT-10248-XA	102 x 48	2	1	8	10,009	11,492	14,692	9,365	10,001	10,913	11,492	-	-
FWNT-10842-XA	108 x 42	2	1	10	9,405	-	-	-	-	10,279	10,839	-	-
FWNT-10848-XA	108 x 48	2	1	10	10,309	11,792	14,993	9,666	10,301	11,213	11,792	-	-
FWNT-10854-XA	108 x 54	2	1	12	11,373	12,921	16,264	10,701	11,365	12,317	12,921	13,793	14,426
FWNT-11442-XA	114 x 42	2	1	10	10,172	-	-	-	-	11,093	11,681	-	-
FWNT-11448-XA	114 x 48	2	1	10	11,168	12,728	16,097	10,490	11,158	12,119	12,728	-	-
FWNT-11454-XA	114 x 54	2	1	12	12,336	13,965	17,484	11,628	12,327	13,330	13,965	14,884	15,551
FWNT-12042-XA	120 x 42	2	1	10	10,445	-	-	-	-	11,365	11,953	-	-
FWNT-12048-XA	120 x 48	2	1	10	11,483	13,043	16,412	10,806	11,474	12,435	13,043	-	-
FWNT-12054-XA	120 x 54	2	1	12	12,700	14,330	17,849	11,993	12,692	13,695	14,330	15,248	15,916
FWNT-13248-XA	132 x 48	2	2	10	12,618	14,243	17,753	11,912	12,609	13,609	14,243	-	-
FWNT-13254-XA	132 x 54	2	2	12	13,990	15,688	19,353	13,254	13,981	15,026	15,688	16,644	17,339
FWNT-14448-XA	144 x 48	2	2	12	13,807	15,498	19,147	13,073	13,798	14,838	15,498	-	-
FWNT-14454-XA	144 x 54	2	2	14	15,340	17,105	20,918	14,574	15,330	16,416	17,105	18,099	18,822
FWNT-14460-XA	144 x 60	2	2	14	17,125	18,984	23,000	16,318	17,115	18,259	18,984	20,032	20,793
FWNT-15648-XA	156 x 48	3	2	14	17,644	20,205	25,737	16,533	17,630	-	-	-	-
FWNT-15654-XA	156 x 54	3	2	14	19,435	22,110	27,887	18,274	19,420	21,067	22,110	20,322	21,052
FWNT-15660-XA	156 x 60	3	2	14	21,529	24,347	30,432	20,306	21,514	23,248	24,347	22,464	23,232
FWNT-16854-XA	168 x 54	3	2	16	20,336	23,011	28,788	19,174	20,321	21,967	23,011	21,222	21,953
FWNT-16860-XA	168 x 60	3	2	16	22,559	25,377	31,461	21,337	22,543	24,278	25,377	23,494	24,262
FWNT-18054-XA	180 x 54	3	2	16	21,236	23,911	29,689	20,075	21,221	22,867	23,911	28,713	30,173
FWNT-18060-XA	180 x 60	3	2	16	23,589	26,407	32,491	22,367	23,574	25,308	26,407	31,465	33,002
FWNT-19254-XA	192 x 54	3	2	18	22,137	24,812	30,588	20,975	22,122	23,768	24,812	29,613	31,074
FWNT-19260-XA	192 x 60	3	2	18	24,619	27,436	33,521	23,396	24,604	26,338	27,436	32,494	34,032
FWNT-19266-XA	192 x 66	3	4	18	-	33,967	40,420	29,681	30,962	32,800	33,967	39,331	40,962
FWNT-19272-XA	192 x 72	3	4	18	-	35,619	41,021	31,333	32,614	34,452	35,619	40,983	42,614
FWNT-20454-XA	204 x 54	3	2	18	23,972	26,757	32,769	22,765	23,957	25,671	26,757	31,754	33,273
FWNT-20460-XA	204 x 60	3	2	18	26,691	29,623	35,954	25,418	26,674	28,479	29,623	34,885	36,486
FWNT-20466-XA	204 x 66	3	4	18	-	36,764	43,480	32,305	33,638	35,551	36,764	42,346	44,043
FWNT-20472-XA	204 x 72	3	4	18	-	38,591	44,212	34,132	35,464	37,378	38,591	44,173	45,869
FWNT-21654-XA	216 x 54	3	2	20	25,517	28,369	34,527	24,279	25,502	27,256	28,369	33,487	35,044
FWNT-21660-XA	216 x 60	3	2	20	28,440	31,443	37,929	27,136	28,424	30,272	31,443	36,834	38,473
FWNT-21666-XA	216 x 66	3	4	20	-	39,114	45,992	34,546	35,911	37,871	39,114	44,831	46,570
FWNT-21672-XA	216 x 72	3	4	20	-	41,095	46,854	36,527	37,892	39,852	41,095	46,812	48,551
FWNT-22854-XA	228 x 54	3	2	20	26,728	29,607	35,824	25,478	26,712	28,484	29,607	34,775	36,346
FWNT-22860-XA	228 x 60	3	2	20	29,818	32,850	39,398	28,502	29,802	31,668	32,850	38,292	39,948
FWNT-22866-XA	228 x 66	3	4	20	-	40,953	47,897	36,341	37,720	39,698	40,953	46,726	48,481
FWNT-22872-XA	228 x 72	3	4	20	-	43,065	48,877	38,452	39,831	41,809	43,065	48,837	50,592
FWNT-24054-XA	240 x 54	3	2	20	28,011	30,923	37,210	26,747	27,995	29,787	30,923	36,149	37,738
FWNT-24060-XA	240 x 60	3	2	20	31,276	34,343	40,965	29,946	31,259	33,146	34,343	39,847	41,520
FWNT-24066-XA	240 x 66	3	4	20	-	42,900	49,923	38,236	39,630	41,632	42,900	48,738	50,513
FWNT-24072-XA	240 x 72	3	4	20	-	45,148	51,027	40,484	41,878	43,880	45,148	50,986	52,761



FENIX® TOP WITH REVERSE FLOW EDGE


BASE OPTIONS	CODE	PRICE	NOTES
Metal Trim Finish Options:			
Powder Coat	No Code	No Charge	Tapered and Rounded Rectangle Bases are standard with a metal trim detail in either Powder Coat or Clear Anodized. Other finishes available at an upcharge.
Clear Anodized	-CA	No Charge	
GoldMatt Anodized	-GMA	\$941	
Antique Brass Anodized	-ABA	\$941	
Light Bronze Anodized	-LBA	\$471	
High Polish Finish	-HPF	\$554	
Upholstered Base Option:			
		-COM	-A -B -C -D -E -F -G
Upholstered Base, 48" Wide Table	-UPH-48	\$1,045	\$1,359 \$1,463 \$1,568 \$1,672 \$2,404 \$2,822 \$3,031
Upholstered Base, 54" Wide Table	-UPH-54	\$1,045	\$1,411 \$1,516 \$1,550 \$1,725 \$2,508 \$2,926 \$3,135
Upholstered Base, 60" Wide Table	-UPH-60	\$1,045	\$1,463 \$1,568 \$1,672 \$1,777 \$2,717 \$3,135 \$3,344
Upholstered Base, 66" Wide Table	-UPH-66	\$1,045	\$1,568 \$1,672 \$1,777 \$1,881 \$3,135 \$3,553 \$3,762
Upholstered Base, 72" Wide Table	-UPH-72	\$1,045	\$1,672 \$1,777 \$1,881 \$1,986 \$3,658 \$4,076 \$4,285
Acrylic Base Option:			
Acrylic, 48" Wide Table	-ACR-48	\$2,000	Acrylic option applied to end/inner panels of Tapered Bases only.
Acrylic, 54" Wide Table	-ACR-54	\$2,400	
Acrylic, 60" Wide Table	-ACR-60	\$2,600	
Acrylic, 66" Wide Table	-ACR-66	\$2,800	
Acrylic, 72" Wide Table	-ACR-72	\$3,100	
Paint Option:			
Veneer Rounded Rectangle Base Inner Shell	-PVRR	DEDUCT \$471	Paint option on Veneer Rounded Rectangle Base Inner Shell
Laminate Rounded Rectangle Base Inner Shell	-PLRR	No Charge	Paint option on Laminate Rounded Rectangle Base Inner Shell
Fenix Tapered Base End/Inner Panels	-PFTP	DEDUCT \$471	Paint option on Fenix Tapered Base End/Inner Panels
Veneer Tapered Base End/Inner Panels	-PVTP	DEDUCT \$471	Paint option on Veneer Tapered Base End/Inner Panels
Laminate Tapered Base End/Inner Panels	-PLTP	No Charge	Paint option on Laminate Tapered Base End/Inner Panels
Remove Center Column for Four Post Base Options:			
If -P4 base is selected	-4COLP	DEDUCT \$903	Available on tables 96" and shorter only
If -V4 base is selected	-4COLV	DEDUCT \$1,392	
Center Column Base Finish Options:			
Painted Center Column Base*	-CRP	No Charge	To replace existing middle base (Hoop Base and T-Base only)
Veneer Center Column Base*	-CRV	No Charge	
Finish Options:			
Polished Chrome Four Post Base	-PCFB	\$2,768	*When specifying -CRV or -CRP in conjunction with a Polished Chrome finish on Hoop Base or T-Base tables with 3 bases, use the upcharge code and pricing for 2 base tables (-PCHP2 or -PCTB2).
Polished Chrome Hoop Base (2 base tables)	-PCHP2	\$2,768	
Polished Chrome Hoop Base (3 base tables)	-PCHP3	\$4,149	
Polished Chrome T-Base (2 base tables)	-PCTB2	\$2,768	
Polished Chrome T-Base (3 base tables)	-PCTB3	\$4,149	
T-Base Combination Finish (2 base tables)	-PCCBF2	\$1,694	
T-Base Combination Finish (3 base tables)	-PCCBF3	\$2,542	
TOP OPTIONS			
Multi-Section Tops:			
102", 108", 114" and 120" one-piece tops split into two sections	Specify -2	\$824	Power Matrix (center of table location only) cannot be specified when this option is selected
204", 216", 228" or 240" two-piece tops split into four sections	Specify -4	\$1,642	
POWER OPTIONS			
Low Profile Perimeter Power Option:			See page 29 for location information
72"-132" Tables	-LPP6C	\$6,532	(10) simplex outlets, (10) USB-A+C ports, (4) Modular AV Inserts/Plates
144"-156" Tables	-LPP8C	\$9,144	
168"-240" Tables	-LPP10C	\$12,436	
For USB-C+C	Add -USB-DualC	No Charge	
Field-Wired Option:			Some local electrical codes may require hardwiring of components and may not allow the use of standard modular power systems. A junction box will be provided when ordering the -FW option
72"-132" Tables	Add -FW	DEDUCT \$1,945	
144"-156" Tables	Add -FW	DEDUCT \$2,378	
168"-240" Tables	Add -FW	DEDUCT \$2,913	
Other Power and Data Options:		See pages 204-213	





FENIX® TOP WITH REVERSE FLOW EDGE

EDGE PROFILE



Reverse Flow Edge

GENERAL INFORMATION

- Tops are 1-1/8"-thick with 3/16"-deep hardwood edge band
- Seating capacity based on 27" per person
- Overall table height 29.5"
- Four Post Base includes a 12"x24" center column for wire management. Center column may be removed from tables 96" and shorter with options -4COLP or -4COLV above. On tables over 96", the center column is required for support.
- T-Base combination finish includes a Polished Chrome foot and Powder Coat vertical column
- Beam finish will match Metal Finish selection. If no Metal Finish is selected, beams will be Foil.
- If Polished Chrome Finish is specified on the T-Base or Hoop Base, the beams will be Foil. If Polished Chrome Finish is specified on the Four Post Base, the beams will be Clear Anodized.
- Tables with three Hoop or T-Bases will default to the same base style for all three bases. An alternate Center Column Base may also be specified above.
- One wire manager included with the Hoop Base table (regardless of table size). Can be adhered to the leg and will default to the finish of the leg. Wire manager on veneer Hoop Bases will be veneered to match the base veneer option. If additional wire management channels are required, they can be purchased separately at the end of the price list.
- Rectangle, Expandable Rectangle, Tapered, Rounded Rectangle, Metal T-Base, Panel, Island, and Center Column bases include a removable access panel
- Tapered and Rounded Rectangle bases standard with a metal trim detail
- Veneer Hoop Base finish will match Top veneer finish
- Upholstery option is applied on the Rounded Rectangle outer base shell or Tapered Base end panel. For COM fabrics, yardage requirement is 1 yard per base.
- Center Wire Chase available on two base tables for more robust wire management needs. See page 213.
- On Tapered base tables with center bases, the center base will default to the finish selections specified for the end bases. Metal finish on center bases will default to the finish selection on the end base.
- On Rounded Rectangle base tables with center bases, both sides of the center base will default to the finish selection specified for the inner shell of the end bases. Metal finish on center base will default to finish selection specified for end base.
- If a powder coat finish is not selected for the Low Profile Perimeter Power, the finish will match the beam metal finish (Foil is the default when Clear Anodized is selected)


REQUIRED INFORMATION (ORDER CANNOT BE ENTERED WITHOUT THIS INFORMATION)

See appendix pages vi-xii for surface material options.

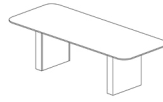
- Choose Fenix Finish
- Choose Laminate Finish, if Laminate base specified
- Choose Veneer Finish, if Veneer base specified
- Choose Paint Finish, if Painted base or paint option specified
- Choose Metal Finish. Clear Anodized (-CA), GoldMatt Anodized (-GMA), Antique Brass Anodized (-ABA) and Light Bronze Anodized (-LBA) not available on T-Base or Hoop Base.
- Choose Powder Coat Finish, if Low Profile Perimeter Power is selected
- Choose Metal Finish for base trim detail, if Tapered or Rounded Rectangle Bases specified
- Choose Upholstery, if Upholstery Base Option specified
- Choose Acrylic Finish, if Acrylic Base Option specified



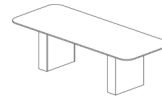
FENIX® TOP WITH REVERSE FLOW EDGE



RADIUS RECTANGLE TOP



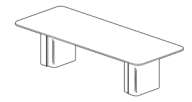
Rectangle Base



Expandable Rectangle Base



Tapered Base




Rounded Rectangle Base

RADIUS RECTANGLE TABLES

MODEL #	L x W	BASE QTY	TOP SECTIONS	SEATING CAPACITY	RECTANGLE BASE		EXPANDABLE RECTANGLE BASE		TAPERED BASE				ROUNDED RECTANGLE BASE		
					Painted	Veneer	Painted	Veneer	Laminate	Painted	Veneer	Fenix	Laminate	Painted	Veneer
					-PR	-VR	-PX	-VX	-LTP	-PTP	-VTP	-FTP	-LRR	-PRR	-VRR
FWNC-7236-XA	72 x 36	2	1	6	6,468	6,901	6,901	7,358	-	-	-	-	-	-	-
FWNC-7242-XA	72 x 42	2	1	6	7,349	7,820	7,820	8,317	-	-	-	-	-	-	-
FWNC-7842-XA	78 x 42	2	1	6	8,093	8,597	8,597	9,128	-	-	-	-	-	-	-
FWNC-8442-XA	84 x 42	2	1	8	8,326	8,830	8,830	9,361	-	-	-	-	-	-	-
FWNC-8448-XA	84 x 48	2	1	8	9,019	9,540	9,540	10,090	10,809	10,809	11,352	10,860	11,161	11,161	11,718
FWNC-9042-XA	90 x 42	2	1	8	9,002	9,532	9,532	10,091	-	-	-	-	-	-	-
FWNC-9048-XA	90 x 48	2	1	8	9,771	10,319	10,319	10,898	11,653	11,653	12,225	11,707	12,024	12,024	12,610
FWNC-9642-XA	96 x 42	2	1	8	9,248	9,777	9,777	10,337	-	-	-	-	-	-	-
FWNC-9648-XA	96 x 48	2	1	8	10,054	10,602	10,602	11,181	11,937	11,937	12,508	11,991	12,308	12,308	12,894
FWNC-10242-XA	102 x 42	2	1	8	10,020	10,579	10,579	11,170	-	-	-	-	-	-	-
FWNC-10248-XA	102 x 48	2	1	8	10,913	11,492	11,492	12,102	12,900	12,900	13,503	12,957	13,291	13,291	13,910
FWNC-10842-XA	108 x 42	2	1	10	10,279	10,839	10,839	11,428	-	-	-	-	-	-	-
FWNC-10848-XA	108 x 48	2	1	10	11,213	11,792	11,792	12,403	13,201	13,201	13,803	13,258	13,591	13,591	14,211
FWNC-10854-XA	108 x 54	2	1	12	12,317	12,921	12,921	13,559	14,393	14,393	15,022	14,452	14,801	14,801	15,448
FWNC-11442-XA	114 x 42	2	1	10	11,093	11,681	11,681	12,302	-	-	-	-	-	-	-
FWNC-11448-XA	114 x 48	2	1	10	12,119	12,728	12,728	13,370	14,211	14,211	14,845	14,271	14,622	14,622	15,273
FWNC-11454-XA	114 x 54	2	1	12	13,330	13,965	13,965	14,637	15,515	15,515	16,177	15,577	15,944	15,944	16,625
FWNC-12042-XA	120 x 42	2	1	10	11,365	11,953	11,953	12,574	-	-	-	-	-	-	-
FWNC-12048-XA	120 x 48	2	1	10	12,435	13,043	13,043	13,686	14,526	14,526	15,160	14,586	14,938	14,938	15,589
FWNC-12054-XA	120 x 54	2	1	12	13,695	14,330	14,330	15,002	15,880	15,880	16,542	15,942	16,309	16,309	16,990
FWNC-13248-XA	132 x 48	2	2	10	13,609	14,243	14,243	14,912	15,788	15,788	16,449	15,850	16,216	16,216	16,896
FWNC-13254-XA	132 x 54	2	2	12	15,026	15,688	15,688	16,388	17,302	17,302	17,992	17,367	17,750	17,750	18,458
FWNC-14448-XA	144 x 48	2	2	12	14,838	15,498	15,498	16,194	17,104	17,104	17,791	17,169	17,550	17,550	18,256
FWNC-14454-XA	144 x 54	2	2	14	16,416	17,105	17,105	17,832	18,784	18,784	19,502	18,852	19,250	19,250	19,986
FWNC-14460-XA	144 x 60	2	2	14	18,259	18,984	18,984	19,750	20,751	20,751	21,508	20,823	21,243	21,243	22,018
FWNC-15648-XA	156 x 48	3	2	14	19,206	20,205	20,205	21,262	22,641	22,641	23,682	22,739	23,316	23,316	24,386
FWNC-15654-XA	156 x 54	3	2	14	21,067	22,110	22,110	23,212	24,653	24,653	25,741	24,756	25,359	25,359	26,476
FWNC-15660-XA	156 x 60	3	2	14	23,248	24,347	24,347	25,508	27,026	27,026	28,171	27,134	27,769	27,769	28,945
FWNC-16854-XA	168 x 54	3	2	16	21,967	23,011	23,011	24,113	25,553	25,553	26,641	25,656	26,259	26,259	27,376
FWNC-16860-XA	168 x 60	3	2	16	24,278	25,377	25,377	26,538	28,056	28,056	29,201	28,163	28,799	28,799	29,975
FWNC-18054-XA	180 x 54	3	2	16	22,867	23,911	23,911	25,014	26,454	26,454	27,542	26,557	27,160	27,160	28,277
FWNC-18060-XA	180 x 60	3	2	16	25,308	26,407	26,407	27,568	29,085	29,085	30,231	29,193	29,828	29,828	31,005
FWNC-19254-XA	192 x 54	3	2	18	23,768	24,812	24,812	25,914	27,208	27,208	28,575	27,325	28,104	28,104	29,516
FWNC-19260-XA	192 x 60	3	2	18	26,338	27,436	27,436	28,597	29,961	29,961	31,400	30,084	30,905	30,905	32,391
FWNC-19266-XA	192 x 66	3	4	18	32,800	33,967	33,967	35,198	36,642	36,642	38,170	36,775	37,645	37,645	39,221
FWNC-19272-XA	192 x 72	3	4	18	34,452	35,619	35,619	36,850	38,317	38,317	39,591	38,965	38,032	38,032	39,855
FWNC-20454-XA	204 x 54	3	2	18	25,671	26,757	26,757	27,904	29,250	29,250	30,673	29,372	30,183	30,183	31,652
FWNC-20460-XA	204 x 60	3	2	18	28,479	29,623	29,623	30,831	32,249	32,249	33,748	32,378	33,231	33,231	34,778
FWNC-20466-XA	204 x 66	3	4	18	35,551	36,764	36,764	38,046	39,549	39,549	41,138	39,686	40,591	40,591	42,232
FWNC-20472-XA	204 x 72	3	4	18	37,378	38,591	38,591	39,873	39,839	39,839	41,683	39,992	41,102	41,102	42,999
FWNC-21654-XA	216 x 54	3	2	20	27,256	28,369	28,369	29,544	30,923	30,923	32,380	31,049	31,878	31,878	33,383
FWNC-21660-XA	216 x 60	3	2	20	30,272	31,443	31,443	32,681	34,134	34,134	35,669	34,265	35,140	35,140	36,725
FWNC-21666-XA	216 x 66	3	4	20	37,871	39,114	39,114	40,426	41,967	41,967	43,595	42,107	43,034	43,034	44,715
FWNC-21672-XA	216 x 72	3	4	20	39,852	41,095	41,095	42,407	42,372	42,372	44,263	42,530	43,668	43,668	45,611
FWNC-22854-XA	228 x 54	3	2	20	28,484	29,607	29,607	30,794	32,186	32,186	33,658	32,312	33,151	33,151	34,669
FWNC-22860-XA	228 x 60	3	2	20	31,668	32,850	32,850	34,100	35,566	35,566	37,115	35,699	36,582	36,582	38,181
FWNC-22866-XA	228 x 66	3	4	20	39,698	40,953	40,953	42,278	43,833	43,833	45,477	43,975	44,911	44,911	46,607
FWNC-22872-XA	228 x 72	3	4	20	41,809	43,065	43,065	44,390	44,355	44,355	46,263	44,514	45,662	45,662	47,623
FWNC-24054-XA	240 x 54	3	2	20	29,787	30,923	30,923	32,123	33,531	33,531	35,019	33,659	34,506	34,506	36,042
FWNC-24060-XA	240 x 60	3	2	20	33,146	34,343	34,343	35,607	37,089	37,089	38,656	37,224	38,117	38,117	39,735
FWNC-24066-XA	240 x 66	3	4	20	41,632	42,900	42,900	44,241	45,812	45,812	47,475	45,955	46,902	46,902	48,618
FWNC-24072-XA	240 x 72	3	4	20	43,880	45,148	45,148	46,489	46,453	46,453	48,382	46,613	47,775	47,775	49,758



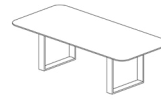
FENIX® TOP WITH REVERSE FLOW EDGE



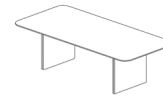
RADIUS RECTANGLE TOP



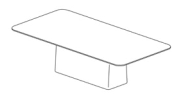
T-Base



Hoop Base



Panel Base



Island Base

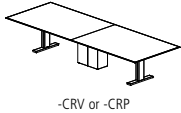
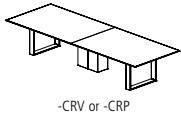
RADIUS RECTANGLE TABLES

MODEL #	L x W	BASE QTY	TOP SECTIONS	SEATING CAPACITY	T-BASE	HOOP BASE		PANEL BASE		ISLAND BASE	
					Metal	Metal	Veneer	Painted	Veneer	Painted	Veneer
					-TB	-HP	-VHP	-PP	-VP	-PN	-VN
FWNC-7236-XA	72 x 36	2	1	6	5,792	-	-	-	-	-	-
FWNC-7242-XA	72 x 42	2	1	6	6,613	-	-	-	-	-	-
FWNC-7842-XA	78 x 42	2	1	6	7,307	-	-	-	-	-	-
FWNC-8442-XA	84 x 42	2	1	8	7,538	-	-	-	-	-	-
FWNC-8448-XA	84 x 48	2	1	8	8,205	9,540	12,422	7,625	8,198	-	-
FWNC-9042-XA	90 x 42	2	1	8	8,175	-	-	-	-	-	-
FWNC-9048-XA	90 x 48	2	1	8	8,914	10,319	13,351	8,305	8,907	-	-
FWNC-9642-XA	96 x 42	2	1	8	8,420	-	-	-	-	-	-
FWNC-9648-XA	96 x 48	2	1	8	9,198	10,602	13,635	8,588	9,191	-	-
FWNC-10242-XA	102 x 42	2	1	8	9,146	-	-	-	-	-	-
FWNC-10248-XA	102 x 48	2	1	8	10,009	11,492	14,692	9,365	10,001	-	-
FWNC-10842-XA	108 x 42	2	1	10	9,405	-	-	-	-	-	-
FWNC-10848-XA	108 x 48	2	1	10	10,309	11,792	14,993	9,666	10,301	-	-
FWNC-10854-XA	108 x 54	2	1	12	11,373	12,921	16,264	10,701	11,365	13,793	14,426
FWNC-11442-XA	114 x 42	2	1	10	10,172	-	-	-	-	-	-
FWNC-11448-XA	114 x 48	2	1	10	11,168	12,728	16,097	10,490	11,158	-	-
FWNC-11454-XA	114 x 54	2	1	12	12,336	13,965	17,484	11,628	12,327	14,884	15,551
FWNC-12042-XA	120 x 42	2	1	10	10,445	-	-	-	-	-	-
FWNC-12048-XA	120 x 48	2	1	10	11,483	13,043	16,412	10,806	11,474	-	-
FWNC-12054-XA	120 x 54	2	1	12	12,700	14,330	17,849	11,993	12,692	15,248	15,916
FWNC-13248-XA	132 x 48	2	2	10	12,618	14,243	17,753	11,912	12,609	-	-
FWNC-13254-XA	132 x 54	2	2	12	13,990	15,688	19,353	13,254	13,981	16,644	17,339
FWNC-14448-XA	144 x 48	2	2	12	13,807	15,498	19,147	13,073	13,798	-	-
FWNC-14454-XA	144 x 54	2	2	14	15,340	17,105	20,918	14,574	15,330	18,099	18,822
FWNC-14460-XA	144 x 60	2	2	14	17,125	18,984	23,000	16,318	17,115	20,032	20,793
FWNC-15648-XA	156 x 48	3	2	14	17,644	20,205	25,737	16,533	17,630	-	-
FWNC-15654-XA	156 x 54	3	2	14	19,435	22,110	27,887	18,274	19,420	20,322	21,052
FWNC-15660-XA	156 x 60	3	2	14	21,529	24,347	30,432	20,306	21,514	22,464	23,232
FWNC-16854-XA	168 x 54	3	2	16	20,336	23,011	28,788	19,174	20,321	21,222	21,953
FWNC-16860-XA	168 x 60	3	2	16	22,559	25,377	31,461	21,337	22,543	23,494	24,262
FWNC-18054-XA	180 x 54	3	2	16	21,236	23,911	29,689	20,075	21,221	22,173	22,943
FWNC-18060-XA	180 x 60	3	2	16	23,589	26,407	32,491	22,367	23,574	24,465	25,232
FWNC-19254-XA	192 x 54	3	2	18	22,137	24,812	30,588	20,975	22,122	22,963	23,733
FWNC-19260-XA	192 x 60	3	2	18	24,619	27,436	33,521	23,396	24,604	25,494	26,262
FWNC-19266-XA	192 x 66	3	4	18	-	33,967	40,420	29,681	30,962	31,851	32,619
FWNC-19272-XA	192 x 72	3	4	18	-	35,619	41,021	31,333	32,614	33,503	34,271
FWNC-20454-XA	204 x 54	3	2	18	23,972	26,757	32,769	22,765	23,957	24,846	25,614
FWNC-20460-XA	204 x 60	3	2	18	26,691	29,623	35,954	25,418	26,674	27,563	28,331
FWNC-20466-XA	204 x 66	3	4	18	-	36,764	43,480	32,305	33,638	34,527	35,395
FWNC-20472-XA	204 x 72	3	4	18	-	38,591	44,212	34,132	35,464	36,353	37,221
FWNC-21654-XA	216 x 54	3	2	20	25,517	28,369	34,527	24,279	25,502	26,391	27,159
FWNC-21660-XA	216 x 60	3	2	20	28,440	31,443	37,929	27,136	28,424	29,313	30,181
FWNC-21666-XA	216 x 66	3	4	20	-	39,114	45,992	34,546	35,911	36,799	37,667
FWNC-21672-XA	216 x 72	3	4	20	-	41,095	46,854	36,527	37,892	38,780	39,648
FWNC-22854-XA	228 x 54	3	2	20	26,728	29,607	35,824	25,478	26,712	27,599	28,467
FWNC-22860-XA	228 x 60	3	2	20	29,818	32,850	39,398	28,502	29,802	30,690	31,558
FWNC-22866-XA	228 x 66	3	4	20	-	40,953	47,897	36,341	37,720	38,608	39,476
FWNC-22872-XA	228 x 72	3	4	20	-	43,065	48,877	38,452	39,831	40,719	41,587
FWNC-24054-XA	240 x 54	3	2	20	28,011	30,923	37,210	26,747	27,995	28,883	29,751
FWNC-24060-XA	240 x 60	3	2	20	31,276	34,343	40,965	29,946	31,259	32,147	33,015
FWNC-24066-XA	240 x 66	3	4	20	-	42,900	49,923	38,236	39,630	40,518	41,386
FWNC-24072-XA	240 x 72	3	4	20	-	45,148	51,027	40,484	41,878	42,766	43,634



FENIX® TOP WITH REVERSE FLOW EDGE


BASE OPTIONS	CODE	PRICE	NOTES
Metal Trim Finish Options:			
Powder Coat	No Code	No Charge	Tapered and Rounded Rectangle Bases are standard with a metal trim detail in either Powder Coat or Clear Anodized. Other finishes available at an upcharge.
Clear Anodized	-CA	No Charge	
GoldMatt Anodized	-GMA	\$941	
Antique Brass Anodized	-ABA	\$941	
Light Bronze Anodized	-LBA	\$471	
High Polish Finish	-HPF	\$554	
Upholstered Base Option:			
		-COM	-A -B -C -D -E -F -G
Upholstered Base, 48" Wide Table	-UPH-48	\$1,045	\$1,359 \$1,463 \$1,568 \$1,672 \$2,404 \$2,822 \$3,031
Upholstered Base, 54" Wide Table	-UPH-54	\$1,045	\$1,411 \$1,516 \$1,550 \$1,725 \$2,508 \$2,926 \$3,135
Upholstered Base, 60" Wide Table	-UPH-60	\$1,045	\$1,463 \$1,568 \$1,672 \$1,777 \$2,717 \$3,135 \$3,344
Upholstered Base, 66" Wide Table	-UPH-66	\$1,045	\$1,568 \$1,672 \$1,777 \$1,881 \$3,135 \$3,553 \$3,762
Upholstered Base, 72" Wide Table	-UPH-72	\$1,045	\$1,672 \$1,777 \$1,881 \$1,986 \$3,658 \$4,076 \$4,285
Acrylic Base Option:			
Acrylic, 48" Wide Table	-ACR-48	\$2,000	Acrylic option applied to end/inner panels of Tapered Bases only.
Acrylic, 54" Wide Table	-ACR-54	\$2,400	
Acrylic, 60" Wide Table	-ACR-60	\$2,600	
Acrylic, 66" Wide Table	-ACR-66	\$2,800	
Acrylic, 72" Wide Table	-ACR-72	\$3,100	
Paint Option:			
Veneer Rounded Rectangle Base Inner Shell	-PVRR	DEDUCT \$471	Paint option on Veneer Rounded Rectangle Base Inner Shell
Laminate Rounded Rectangle Base Inner Shell	-PLRR	No Charge	Paint option on Laminate Rounded Rectangle Base Inner Shell
Fenix Tapered Base End/Inner Panels	-PFTP	DEDUCT \$471	Paint option on Fenix Tapered Base End/Inner Panels
Veneer Tapered Base End/Inner Panels	-PVTP	DEDUCT \$471	Paint option on Veneer Tapered Base End/Inner Panels
Laminate Tapered Base End/Inner Panels	-PLTP	No Charge	Paint option on Laminate Tapered Base End/Inner Panels
Remove Center Column for Four Post Base Options:			
If -P4 base is selected	-4COLP	DEDUCT \$903	Available on tables 96" and shorter only
If -V4 base is selected	-4COLV	DEDUCT \$1,392	
Center Column Base Finish Options:			
Painted Center Column Base*	-CRP	No Charge	To replace existing middle base (Hoop Base and T-Base only)
Veneer Center Column Base*	-CRV	No Charge	
Polished Chrome Finish Options:			
Polished Chrome Hoop Base (2 base tables)	-PCHP2	\$2,768	*When specifying -CRV or -CRP in conjunction with a Polished Chrome finish on Hoop Base or T-Base tables with 3 bases, use the upcharge code and pricing for 2 base tables (-PCHP2 or -PCTB2).
Polished Chrome Hoop Base (3 base tables)	-PCHP3	\$4,149	
Polished Chrome T-Base (2 base tables)	-PCTB2	\$2,768	
Polished Chrome T-Base (3 base tables)	-PCTB3	\$4,149	
T-Base Combination Finish (2 base tables)	-PCCBF2	\$1,694	
T-Base Combination Finish (3 base tables)	-PCCBF3	\$2,542	
TOP OPTIONS			
Multi-Section Tops:			
102", 108", 114" and 120" one-piece tops split into two sections	Specify -2	\$824	Power Matrix (center of table location only) cannot be specified when this option is selected
204", 216", 228" or 240" two-piece tops split into four sections	Specify -4	\$1,642	
POWER OPTIONS			
Low Profile Perimeter Power Option:			
72"-132" Tables	-LPP6C	\$6,532	See page 29 for location information (10) simplex outlets, (10) USB-A+C ports, (4) Modular AV Inserts/Plates (14) simplex outlets, (14) USB-A+C ports, (4) Modular AV Inserts/Plates (18) simplex outlets, (18) USB-A+C ports, (4) Modular AV Inserts/Plates Replaces USB-A+C ports
144"-156" Tables	-LPP8C	\$9,144	
168"-240" Tables	-LPP10C	\$12,436	
For USB-C+C	Add -USB-DualC	No Charge	
Field-Wired Option:			
72"-132" Tables	Add -FW	DEDUCT \$1,945	Some local electrical codes may require hardwiring of components and may not allow the use of standard modular power systems. A junction box will be provided when ordering the -FW option
144"-156" Tables	Add -FW	DEDUCT \$2,378	
168"-240" Tables	Add -FW	DEDUCT \$2,913	
Other Power and Data Options: See pages 204-213			





FENIX® TOP WITH REVERSE FLOW EDGE

EDGE PROFILE



Reverse Flow Edge

GENERAL INFORMATION

- Tops are 1-1/8"-thick with 3/16"-deep hardwood edge band
- Seating capacity based on 27" per person
- Overall table height 29.5"
- T-Base combination finish includes a Polished Chrome foot and Powder Coat vertical column
- Beam finish will match Metal Finish selection. If no Metal Finish is selected, beams will be Foil.
- If Polished Chrome Finish is specified on the T-Base or Hoop Base, the beams will be Foil.
- Tables with three Hoop or T-Bases will default to the same base style for all three bases. An alternate Center Column Base may also be specified above.
- One wire manager included with the Hoop Base table (regardless of table size). Can be adhered to the leg and will default to the finish of the leg. Wire manager on veneer Hoop Bases will be veneered to match the base veneer option. If additional wire management channels are required, they can be purchased separately at the end of the price list.
- Rectangle, Expandable Rectangle, Tapered, Rounded Rectangle, Metal T-Base, Panel, Island, and Center Column bases include a removable access panel
- Tapered and Rounded Rectangle bases standard with a metal trim detail
- Veneer Hoop Base finish will match Top veneer finish
- Upholstery option is applied on the Rounded Rectangle outer base shell or Tapered Base end panel. For COM fabrics, yardage requirement is 1 yard per base.
- Center Wire Chase available on two base tables for more robust wire management needs. See page 213.
- On Tapered base tables with center bases, the center base will default to the finish selections specified for the end bases. Metal finish on center bases will default to the finish selection on the end base.
- On Rounded Rectangle base tables with center bases, both sides of the center base will default to the finish selection specified for the inner shell of the end bases. Metal finish on center base will default to finish selection specified for end base.
- If a powder coat finish is not selected for the Low Profile Perimeter Power, the finish will match the beam metal finish (Foil is the default when Clear Anodized is selected)

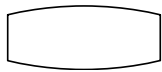
REQUIRED INFORMATION (ORDER CANNOT BE ENTERED WITHOUT THIS INFORMATION)

See appendix pages vi-xii for surface material options.

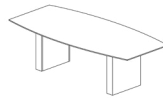
- Choose Veneer Finish
- Choose Laminate Finish, if Laminate base specified
- Choose Fenix Finish, if Fenix base specified
- Choose Paint Finish, if Painted base or paint option specified
- Choose Metal Finish. Clear Anodized (-CA), GoldMatt Anodized (-GMA), Antique Brass Anodized (-ABA) and Light Bronze Anodized (-LBA) not available on T-Base or Hoop Base.
- Choose Powder Coat Finish, if Low Profile Perimeter Power is selected
- Choose Metal Finish for base trim detail, if Tapered or Rounded Rectangle Bases specified
- Choose Upholstery, if Upholstery Base Option specified
- Choose Acrylic Finish, if Acrylic Base Option specified



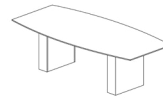
FENIX® TOP WITH REVERSE FLOW EDGE



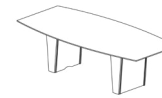
BOAT TOP



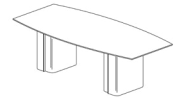
Rectangle Base



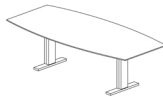
Expandable Rectangle Base



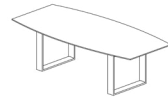
Tapered Base



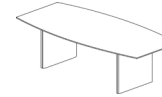
Rounded Rectangle Base



T-Base



Hoop Base



Panel Base



Four Post Base

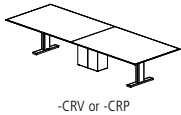
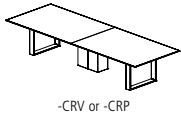
BOAT TABLES						RECTANGLE BASE		EXPANDABLE RECTANGLE BASE		TAPERED BASE				ROUNDED RECTANGLE BASE		
						Painted	Veneer	Painted	Veneer	Laminate	Painted	Veneer	Fenix	Laminate	Painted	Veneer
MODEL #	L x W	BASE QTY	TOP SECTIONS	SEATING CAPACITY	-PR	-VR	-PX	-VX	-LTP	-PTP	-VTP	-FTP	-LRR	-PRR	-VRR	
FWNB-7240-XA	72 x 32/40	2	1	6	7,244	7,715	7,715	8,213	-	-	-	-	-	-	-	
FWNB-7840-XA	78 x 32/40	2	1	6	7,971	8,475	8,475	9,006	-	-	-	-	-	-	-	
FWNB-8444-XA	84 x 32/44	2	1	8	8,748	9,269	9,269	9,819	10,538	10,538	11,081	10,589	10,890	10,890	11,447	
FWNB-9044-XA	90 x 32/44	2	1	8	9,466	10,014	10,014	10,593	11,349	11,349	11,920	11,403	11,719	11,719	12,305	
FWNB-9648-XA	96 x 36/48	2	1	8	10,054	10,602	10,602	11,181	11,937	11,937	12,508	11,991	12,308	12,308	12,894	
FWNB-10248-XA	102 x 36/48	2	1	8	10,913	11,492	11,492	12,102	12,900	12,900	13,503	12,957	13,291	13,291	13,910	
FWNB-10848-XA	108 x 36/48	2	1	10	11,213	11,792	11,792	12,403	13,201	13,201	13,803	13,258	13,591	13,591	14,211	
FWNB-11450-XA	114 x 36/50	2	1	10	12,881	13,516	13,516	14,188	15,066	15,066	15,728	15,128	15,495	15,495	16,176	
FWNB-12050-XA	120 x 36/50	2	1	10	13,223	13,858	13,858	14,530	15,408	15,408	16,070	15,470	15,837	15,837	16,518	
FWNB-13254-XA	132 x 36/54	2	2	10	15,026	15,688	15,688	16,388	17,302	17,302	17,992	17,367	17,750	17,750	18,458	
FWNB-14454-XA	144 x 36/54	2	2	12	16,416	17,105	17,105	17,832	18,784	18,784	19,502	18,852	19,250	19,250	19,986	
FWNB-15654-XA	156 x 36/54	3	2	12	21,067	22,110	22,110	23,212	24,653	24,653	25,741	24,756	25,359	25,359	26,476	
FWNB-16860-XA	168 x 42/60	3	2	14	24,278	25,377	25,377	26,538	28,056	28,056	29,201	28,163	28,799	28,799	29,975	
FWNB-18060-XA	180 x 42/60	3	2	14	25,308	26,407	26,407	27,568	29,085	29,085	30,231	29,193	29,828	29,828	31,005	
FWNB-19272-XA	192 x 54/72	3	4	18	34,452	35,619	35,619	36,850	36,817	36,817	38,591	36,965	38,032	38,032	39,855	
FWNB-20472-XA	204 x 54/72	3	4	18	37,378	38,591	38,591	39,873	39,839	39,839	41,683	39,992	41,102	41,102	42,999	
FWNB-21672-XA	216 x 54/72	3	4	20	39,852	41,095	41,095	42,407	42,372	42,372	44,263	42,530	43,668	43,668	45,611	
FWNB-22872-XA	228 x 54/72	3	4	20	41,809	43,065	43,065	44,390	44,355	44,355	46,263	44,514	45,662	45,662	47,623	
FWNB-24072-XA	240 x 54/72	3	4	20	43,880	45,148	45,148	46,489	46,453	46,453	48,382	46,613	47,775	47,775	49,758	

BOAT TABLES						T-BASE	HOOP BASE		PANEL BASE		FOUR POST BASE	
						Metal	Metal	Veneer	Painted	Veneer	Painted	Veneer
MODEL #	L x W	BASE QTY	TOP SECTIONS	SEATING CAPACITY	-TB	-HP	-VHP	-PP	-VP	-P4	-V4	
FWNB-7240-XA	72 x 32/40	2	1	6	6,509	-	-	5,985	-	7,244	7,715	
FWNB-7840-XA	78 x 32/40	2	1	6	7,185	-	-	6,624	-	7,971	8,475	
FWNB-8444-XA	84 x 32/44	2	1	8	7,934	-	-	7,354	7,927	8,748	9,269	
FWNB-9044-XA	90 x 32/44	2	1	8	8,610	-	-	8,000	8,602	9,466	10,014	
FWNB-9648-XA	96 x 36/48	2	1	8	9,198	10,602	13,635	8,588	9,191	10,054	10,602	
FWNB-10248-XA	102 x 36/48	2	1	8	10,009	11,492	14,692	9,365	10,001	10,913	11,492	
FWNB-10848-XA	108 x 36/48	2	1	10	10,309	11,792	14,993	9,666	10,301	11,213	11,792	
FWNB-11450-XA	114 x 36/50	2	1	10	11,887	13,516	17,035	11,179	11,878	12,881	13,516	
FWNB-12050-XA	120 x 36/50	2	1	10	12,228	13,858	17,377	11,521	12,220	13,223	13,858	
FWNB-13254-XA	132 x 36/54	2	2	10	13,990	15,688	19,353	13,254	13,981	15,026	15,688	
FWNB-14454-XA	144 x 36/54	2	2	12	15,340	17,105	20,918	14,574	15,330	16,416	17,105	
FWNB-15654-XA	156 x 36/54	3	2	12	19,435	22,110	27,887	18,274	19,420	21,067	22,110	
FWNB-16860-XA	168 x 42/60	3	2	14	22,559	25,377	31,461	21,337	22,543	24,278	25,377	
FWNB-18060-XA	180 x 42/60	3	2	14	23,589	26,407	32,491	22,367	23,574	25,308	26,407	
FWNB-19272-XA	192 x 54/72	3	4	18	-	35,619	41,021	31,333	32,614	34,452	35,619	
FWNB-20472-XA	204 x 54/72	3	4	18	-	38,591	44,212	34,132	35,464	37,378	38,591	
FWNB-21672-XA	216 x 54/72	3	4	20	-	41,095	46,854	36,527	37,892	39,852	41,095	
FWNB-22872-XA	228 x 54/72	3	4	20	-	43,065	48,877	38,452	39,831	41,809	43,065	
FWNB-24072-XA	240 x 54/72	3	4	20	-	45,148	51,027	40,484	41,878	43,880	45,148	



FENIX® TOP WITH REVERSE FLOW EDGE


BASE OPTIONS	CODE	PRICE	NOTES
Metal Trim Finish Options:			
Powder Coat	No Code	No Charge	Tapered and Rounded Rectangle Bases are standard with a metal trim detail in either Powder Coat or Clear Anodized. Other finishes available at an upcharge.
Clear Anodized	-CA	No Charge	
GoldMatt Anodized	-GMA	\$941	
Antique Brass Anodized	-ABA	\$941	
Light Bronze Anodized	-LBA	\$471	
High Polish Finish	-HPF	\$554	
Upholstered Base Option:			
		-COM	-A -B -C -D -E -F -G
Upholstered Base, 44", 48", 50" Wide Tables	-UPH-48	\$1,045	\$1,359 \$1,463 \$1,568 \$1,672 \$2,404 \$2,822 \$3,031
Upholstered Base, 54" Wide Table	-UPH-54	\$1,045	\$1,411 \$1,516 \$1,550 \$1,725 \$2,508 \$2,926 \$3,135
Upholstered Base, 60" Wide Table	-UPH-60	\$1,045	\$1,463 \$1,568 \$1,672 \$1,777 \$2,717 \$3,135 \$3,344
Upholstered Base, 72" Wide Table	-UPH-72	\$1,045	\$1,672 \$1,777 \$1,881 \$1,986 \$3,658 \$4,076 \$4,285
Acrylic Base Option:			
Acrylic, 44", 48", 50" Wide Tables	-ACR-48	\$2,000	Acrylic option applied to end/inner panels of Tapered Bases only.
Acrylic, 54" Wide Table	-ACR-54	\$2,400	
Acrylic, 60" Wide Table	-ACR-60	\$2,600	
Acrylic, 72" Wide Table	-ACR-72	\$3,100	
Paint Option:			
Veneer Rounded Rectangle Base Inner Shell	-PVRR	DEDUCT \$471	Paint option on Veneer Rounded Rectangle Base Inner Shell
Laminate Rounded Rectangle Base Inner Shell	-PLRR	No Charge	Paint option on Laminate Rounded Rectangle Base Inner Shell
Fenix Tapered Base End/Inner Panels	-PFTP	DEDUCT \$471	Paint option on Fenix Tapered Base End/Inner Panels
Veneer Tapered Base End/Inner Panels	-PVTP	DEDUCT \$471	Paint option on Veneer Tapered Base End/Inner Panels
Laminate Tapered Base End/Inner Panels	-PLTP	No Charge	Paint option on Laminate Tapered Base End/Inner Panels
Remove Center Column for Four Post Base Options:			
If -P4 base is selected	-4COLP	DEDUCT \$903	Available on tables 96" and shorter only
If -V4 base is selected	-4COLV	DEDUCT \$1,392	
Center Column Base Finish Options:			
Painted Center Column Base*	-CRP	No Charge	To replace existing middle base (Hoop Base and T-Base only)
Veneer Center Column Base*	-CRV	No Charge	
Polished Chrome Finish Options:			
Polished Chrome Four Post Base	-PCFB	\$2,768	*When specifying -CRV or -CRP in conjunction with a Polished Chrome finish on Hoop Base or T-Base tables with 3 bases, use the upcharge code and pricing for 2 base tables (-PCHP2 or -PCTB2).
Polished Chrome Hoop Base (2 base tables)	-PCHP2	\$2,768	
Polished Chrome Hoop Base (3 base tables)	-PCHP3	\$4,149	
Polished Chrome T-Base (2 base tables)	-PCTB2	\$2,768	
Polished Chrome T-Base (3 base tables)	-PCTB3	\$4,149	
T-Base Combination Finish (2 base tables)	-PCCBF2	\$1,694	
T-Base Combination Finish (3 base tables)	-PCCBF3	\$2,542	
TOP OPTIONS			
Multi-Section Tops:			
102", 108", 114" and 120" one-piece tops split into two sections	Specify -2	\$824	Power Matrix (center of table location only) cannot be specified when this option is selected
POWER OPTIONS			
Low Profile Perimeter Power Option:			
72"-132" Tables	-LPP6C	\$6,532	See page 29 for location information (10) simplex outlets, (10) USB-A+C ports, (4) Modular AV Inserts/Plates
144"-156" Tables	-LPP8C	\$9,144	
168"-240" Tables	-LPP10C	\$12,436	
For USB-C+C	Add -USB-DualC	No Charge	
Field-Wired Option:			
72"-132" Tables	Add -FW	DEDUCT \$1,945	Some local electrical codes may require hardwiring of components and may not allow the use of standard modular power systems. A junction box will be provided when ordering the -FW option
144"-156" Tables	Add -FW	DEDUCT \$2,378	
168"-240" Tables	Add -FW	DEDUCT \$2,913	
Other Power and Data Options: See pages 204-213			





FENIX® TOP WITH REVERSE FLOW EDGE

EDGE PROFILE



Reverse Flow Edge

GENERAL INFORMATION

- Tops are 1-1/8" thick with 3/16" deep hardwood edge band
- Seating capacity based on 27" per person
- Overall table height 29.5"
- Four Post Base includes a 12"x24" center column for wire management. Center column may be removed from tables 96" and shorter with options -4COLP or -4COLV above. On tables over 96", the center column is required for support.
- T-Base combination finish includes a Polished Chrome foot and Powder Coat vertical column
- Beam finish will match Metal Finish selection. If no Metal Finish is selected, beams will be Foil.
- If Polished Chrome Finish is specified on the T-Base or Hoop Base, the beams will be Foil. If Polished Chrome Finish is specified on the Four Post Base, the beams will be Clear Anodized.
- Tables with three Hoop or T-Bases will default to the same base style for all three bases. An alternate Center Column Base may also be specified above.
- One wire manager included with the Hoop Base table (regardless of table size). Can be adhered to the leg and will default to the finish of the leg.
- Wire manager on veneer Hoop Bases will be veneered to match the base veneer option. If additional wire management channels are required, they can be purchased separately at the end of the price list.
- Rectangle, Expandable Rectangle, Tapered, Rounded Rectangle, Metal T-Base, Panel, Island, and Center Column bases include a removable access panel
- Tapered and Rounded Rectangle bases standard with a metal trim detail
- Veneer Hoop Base finish will match Top veneer finish
- Upholstery option is applied on the Rounded Rectangle outer base shell or Tapered Base end panel. For COM fabrics, yardage requirement is 1 yard per base.
- Center Wire Chase available on two base tables for more robust wire management needs. See page 213.
- On Tapered base tables with center bases, the center base will default to the finish selections specified for the end bases. Metal finish on center bases will default to the finish selection on the end base.
- On Rounded Rectangle base tables with center bases, both sides of the center base will default to the finish selection specified for the inner shell of the end bases. Metal finish on center base will default to finish selection specified for end base.
- If a powder coat finish is not selected for the Low Profile Perimeter Power, the finish will match the beam metal finish (Foil is the default when Clear Anodized is selected)

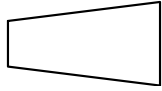
REQUIRED INFORMATION (ORDER CANNOT BE ENTERED WITHOUT THIS INFORMATION)

See appendix pages vi-xii for surface material options.

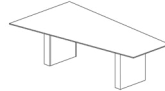
- Choose Veneer Finish
- Choose Laminate Finish, if Laminate base specified
- Choose Fenix Finish, if Fenix base specified
- Choose Paint Finish, if Painted base or paint option specified
- Choose Metal Finish. Clear Anodized (-CA), GoldMatt Anodized (-GMA), Antique Brass Anodized (-ABA) and Light Bronze Anodized (-LBA) not available on T-Base or Hoop Base.
- Choose Powder Coat Finish, if Low Profile Perimeter Power is selected
- Choose Metal Finish for base trim detail, if Tapered or Rounded Rectangle Bases specified
- Choose Upholstery, if Upholstery Base Option specified
- Choose Acrylic Finish, if Acrylic Base Option specified



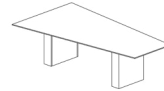
FENIX® TOP WITH REVERSE FLOW EDGE



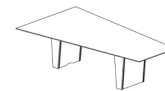
SIGHT LINE TOP



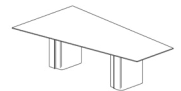
Rectangle Base



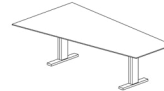
Expandable Rectangle Base



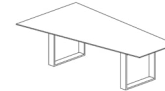
Tapered Base



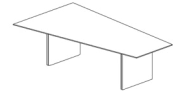
Rounded Rectangle Base



T-Base



Hoop Base



Panel Base

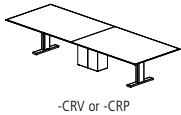
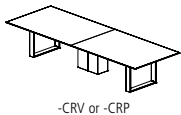
SIGHT LINE TABLES	MODEL #	L x W	BASE QTY	TOP SECTIONS	SEATING CAPACITY	RECTANGLE BASE		EXPANDABLE RECTANGLE BASE		TAPERED BASE			ROUNDED RECTANGLE BASE			
						Painted	Veneer	Painted	Veneer	Laminate	Painted	Veneer	Fenix	Laminate	Painted	Veneer
						-PR	-VR	-PX	-VX	-LTP	-PTP	-VTP	-FTP	-LRR	-PRR	-VRR
FWNA-7254-XA	72 x 36/54	2	1	7	8,621	9,129	9,129	9,667	10,369	10,369	10,899	10,418	10,713	10,713	11,257	
FWNA-7856-XA	78 x 36/56	2	1	7	10,176	10,749	10,749	11,354	12,145	12,145	12,742	12,201	12,532	12,532	13,145	
FWNA-8458-XA	84 x 36/58	2	1	9	10,664	11,236	11,236	11,842	12,633	12,633	13,229	12,690	13,020	13,020	13,633	
FWNA-9060-XA	90 x 36/60	2	1	9	11,755	12,357	12,357	12,994	13,825	13,825	14,454	13,886	14,233	14,233	14,878	
FWNA-9660-XA	96 x 36/60	2	1	9	12,134	12,737	12,737	13,373	14,205	14,205	14,833	14,265	14,613	14,613	15,257	
FWNA-10260-XA	102 x 36/60	2	1	9	13,209	13,845	13,845	14,516	15,395	15,395	16,057	15,457	15,825	15,825	16,506	
FWNA-10860-XA	108 x 36/60	2	1	11	13,608	14,244	14,244	14,917	15,795	15,795	16,458	15,857	16,225	16,225	16,905	
FWNA-11460-XA	114 x 36/60	2	1	11	14,747	15,416	15,416	16,124	17,048	17,048	17,746	17,114	17,500	17,500	18,218	
FWNA-12066-XA	120 x 36/66	2	2	11	19,050	19,760	19,760	20,509	21,490	21,490	22,230	21,560	21,970	21,970	22,730	
FWNA-13268-XA	132 x 36/68	2	3	11	21,394	22,134	22,134	22,915	23,936	23,936	24,707	24,009	24,436	24,436	25,227	
FWNA-14470-XA	144 x 36/70	2	3	13	23,929	24,698	24,698	25,511	26,573	26,573	27,374	26,648	27,092	27,092	27,916	
FWNA-15672-XA	156 x 36/72	3	3	13	30,054	31,220	31,220	32,451	34,061	34,061	35,276	34,175	34,848	34,848	36,096	
FWNA-16876-XA	168 x 36/76	3	3	15	31,557	32,689	32,689	33,885	35,448	35,448	36,629	35,560	36,214	36,214	37,427	
FWNA-18078-XA	180 x 36/78	3	3	15	33,550	34,682	34,682	35,878	37,441	37,441	38,622	37,554	38,207	38,207	39,420	
FWNA-19278-XA	192 x 36/78	3	4	17	35,074	36,206	36,206	37,402	37,370	37,370	39,094	37,514	38,551	38,551	40,321	
FWNA-20478-XA	204 x 36/78	3	4	17	38,085	39,264	39,264	40,509	40,476	40,476	42,268	40,625	41,704	41,704	43,546	
FWNA-21678-XA	216 x 36/78	3	4	19	40,640	41,846	41,846	43,122	43,088	43,088	44,924	43,241	44,346	44,346	46,234	
FWNA-22878-XA	228 x 36/78	3	4	19	42,668	43,886	43,886	45,173	45,139	45,139	46,993	45,294	46,409	46,409	48,314	
FWNA-24078-XA	240 x 36/78	3	4	19	44,810	46,042	46,042	47,345	47,310	47,310	49,184	47,466	48,594	48,594	50,521	

SIGHT LINE TABLES	MODEL #	L x W	BASE QTY	TOP SECTIONS	SEATING CAPACITY	T-BASE		HOOP BASE		PANEL BASE	
						Metal		Metal	Veneer	Painted	Veneer
						-TB	-HP	-VHP	-PP	-VP	
FWNA-7254-XA	72 x 36/54	2	1	7		7,825	9,129	11,945	7,260	7,819	
FWNA-7856-XA	78 x 36/56	2	1	7		9,281	10,749	13,920	8,642	9,272	
FWNA-8458-XA	84 x 36/58	2	1	9		9,768	11,236	14,407	9,131	9,760	
FWNA-9060-XA	90 x 36/60	2	1	9		10,813	12,357	15,693	10,142	10,805	
FWNA-9660-XA	96 x 36/60	2	1	9		11,192	12,737	16,072	10,522	11,184	
FWNA-10260-XA	102 x 36/60	2	1	9		12,214	13,845	17,366	11,506	12,206	
FWNA-10860-XA	108 x 36/60	2	1	11		12,615	14,244	17,766	11,906	12,605	
FWNA-11460-XA	114 x 36/60	2	1	11		13,700	15,416	19,123	12,955	13,691	
FWNA-12066-XA	120 x 36/66	2	2	11		17,939	19,760	23,691	17,149	17,929	
FWNA-13268-XA	132 x 36/68	2	3	11		20,237	22,134	26,228	19,414	20,227	
FWNA-14470-XA	144 x 36/70	2	3	13		-	24,698	28,956	21,870	22,715	
FWNA-15672-XA	156 x 36/72	3	3	13		-	31,220	36,622	26,935	28,215	
FWNA-16876-XA	168 x 36/76	3	3	15		-	32,689	37,937	28,525	29,770	
FWNA-18078-XA	180 x 36/78	3	3	15		-	34,682	39,930	30,518	31,763	
FWNA-19278-XA	192 x 36/78	3	4	17		-	36,206	41,454	32,044	33,287	
FWNA-20478-XA	204 x 36/78	3	4	17		-	39,264	44,724	34,932	36,226	
FWNA-21678-XA	216 x 36/78	3	4	19		-	41,846	47,441	37,409	38,736	
FWNA-22878-XA	228 x 36/78	3	4	19		-	43,886	49,534	39,406	40,745	
FWNA-24078-XA	240 x 36/78	3	4	19		-	46,042	51,754	41,512	42,866	



FENIX® TOP WITH REVERSE FLOW EDGE


BASE OPTIONS	CODE	PRICE	NOTES
Metal Trim Finish Options:			
Powder Coat	No Code	No Charge	Tapered and Rounded Rectangle Bases are standard with a metal trim detail in either Powder Coat or Clear Anodized. Other finishes available at an upcharge.
Clear Anodized	-CA	No Charge	
GoldMatt Anodized	-GMA	\$941	
Antique Brass Anodized	-ABA	\$941	
Light Bronze Anodized	-LBA	\$471	
High Polish Finish	-HPF	\$554	
Upholstered Base Option:			
		-COM	-A -B -C -D -E -F -G
Upholstered Base, 54", 56", 58" Wide Tables	-UPH-48	\$1,045	\$1,359 \$1,463 \$1,568 \$1,672 \$2,404 \$2,822 \$3,031
Upholstered Base, 60" Wide Table	-UPH-54	\$1,045	\$1,411 \$1,516 \$1,550 \$1,725 \$2,508 \$2,926 \$3,135
Upholstered Base, 66", 68" Wide Tables	-UPH-60	\$1,045	\$1,463 \$1,568 \$1,672 \$1,777 \$2,717 \$3,135 \$3,344
Upholstered Base, 70", 72" Wide Tables	-UPH-66	\$1,045	\$1,568 \$1,672 \$1,777 \$1,881 \$3,135 \$3,553 \$3,762
Upholstered Base, 76", 78" Wide Tables	-UPH-72	\$1,045	\$1,672 \$1,777 \$1,881 \$1,986 \$3,658 \$4,076 \$4,285
Acrylic Base Option:			
Acrylic, 54", 56", 58" Wide Tables	-ACR-48	\$2,000	Acrylic option applied to end/inner panels of Tapered Bases only.
Acrylic, 60" Wide Table	-ACR-54	\$2,400	
Acrylic, 66", 68" Wide Tables	-ACR-60	\$2,600	
Acrylic, 70", 72" Wide Tables	-ACR-66	\$2,800	
Acrylic, 76", 78" Wide Tables	-ACR-72	\$3,100	
Paint Option:			
Veneer Rounded Rectangle Base Inner Shell	-PVRR	DEDUCT \$471	Paint option on Veneer Rounded Rectangle Base Inner Shell
Laminate Rounded Rectangle Base Inner Shell	-PLRR	No Charge	Paint option on Laminate Rounded Rectangle Base Inner Shell
Fenix Tapered Base End/Inner Panels	-PFTP	DEDUCT \$471	Paint option on Fenix Tapered Base End/Inner Panels
Veneer Tapered Base End/Inner Panels	-PVTP	DEDUCT \$471	Paint option on Veneer Tapered Base End/Inner Panels
Laminate Tapered Base End/Inner Panels	-PLTP	No Charge	Paint option on Laminate Tapered Base End/Inner Panels
Remove Center Column for Four Post Base Options:			
If -P4 base is selected	-4COLP	DEDUCT \$903	Available on tables 96" and shorter only
If -V4 base is selected	-4COLV	DEDUCT \$1,392	
Center Column Base Finish Options:			
Painted Center Column Base*	-CRP	No Charge	To replace existing middle base (Hoop Base and T-Base only)
Veneer Center Column Base*	-CRV	No Charge	
Polished Chrome Finish Options:			
Polished Chrome Hoop Base (2 base tables)	-PCHP2	\$2,768	*When specifying -CRV or -CRP in conjunction with a Polished Chrome finish on Hoop Base or T-Base tables with 3 bases, use the upcharge code and pricing for 2 base tables (-PCHP2 or -PCTB2).
Polished Chrome Hoop Base (3 base tables)	-PCHP3	\$4,149	
Polished Chrome T-Base (2 base tables)	-PCTB2	\$2,768	
Polished Chrome T-Base (3 base tables)	-PCTB3	\$4,149	
T-Base Combination Finish (2 base tables)	-PCCBF2	\$1,694	
T-Base Combination Finish (3 base tables)	-PCCBF3	\$2,542	
TOP OPTIONS			
	CODE	PRICE	NOTES
Multi-Section Tops:			
102", 108", 114" and 120" one-piece tops split into two sections	Specify -2	\$824	Power Matrix (center of table location only) cannot be specified when this option is selected
POWER OPTIONS			
	CODE	PRICE	NOTES
Low Profile Perimeter Power Option:			
72"-132" Tables	-LPP6C	\$6,532	See page 29 for location information (10) simplex outlets, (10) USB-A+C ports, (4) Modular AV Inserts/Plates (14) simplex outlets, (14) USB-A+C ports, (4) Modular AV Inserts/Plates (18) simplex outlets, (18) USB-A+C ports, (4) Modular AV Inserts/Plates Replaces USB-A+C ports
144"-156" Tables	-LPP8C	\$9,144	
168"-240" Tables	-LPP10C	\$12,436	
For USB-C+C	Add -USB-DualC	No Charge	
Field-Wired Option:			
72"-132" Tables	Add -FW	DEDUCT \$1,945	Some local electrical codes may require hardwiring of components and may not allow the use of standard modular power systems. A junction box will be provided when ordering the -FW option
144"-156" Tables	Add -FW	DEDUCT \$2,378	
168"-240" Tables	Add -FW	DEDUCT \$2,913	
Other Power and Data Options: See pages 204-213			





FENIX® TOP WITH REVERSE FLOW EDGE

EDGE PROFILE



Reverse Flow Edge

GENERAL INFORMATION

- Tops are 1-1/8"-thick with 3/16"-deep hardwood edge band
- Seating capacity based on 27" per person
- Overall table height 29.5"
- T-Base combination finish includes a Polished Chrome foot and Powder Coat vertical column
- Beam finish will match Metal Finish selection. If no Metal Finish is selected, beams will be Foil.
- If Polished Chrome Finish is specified on the T-Base or Hoop Base, the beams will be Foil.
- Tables with three Hoop or T-Bases will default to the same base style for all three bases. An alternate Center Column Base may also be specified above.
- One wire manager included with the Hoop Base table (regardless of table size). Can be adhered to the leg and will default to the finish of the leg. Wire manager on veneer Hoop Bases will be veneered to match the base veneer option. If additional wire management channels are required, they can be purchased separately at the end of the price list.
- Rectangle, Expandable Rectangle, Tapered, Rounded Rectangle, Metal T-Base, Panel, Island, and Center Column bases include a removable access panel
- Tapered and Rounded Rectangle bases standard with a metal trim detail
- Veneer Hoop Base finish will match Top veneer finish
- Upholstery option is applied on the Rounded Rectangle outer base shell or Tapered Base end panel. For COM fabrics, yardage requirement is 1 yard per base.
- Center Wire Chase available on two base tables for more robust wire management needs. See page 213.
- On Tapered base tables with center bases, the center base will default to the finish selections specified for the end bases. Metal finish on center bases will default to the finish selection on the end base.
- On Rounded Rectangle base tables with center bases, both sides of the center base will default to the finish selection specified for the inner shell of the end bases. Metal finish on center base will default to finish selection specified for end base.
- If a powder coat finish is not selected for the Low Profile Perimeter Power, the finish will match the beam metal finish (Foil is the default when Clear Anodized is selected)
- Low Profile Perimeter Power option is not available on tables with Panel (-PP & -VP) and Hoop (-HP & -VHP) bases


REQUIRED INFORMATION (ORDER CANNOT BE ENTERED WITHOUT THIS INFORMATION)

See appendix pages vi-xii for surface material options.

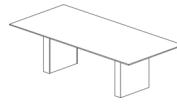
- Choose Veneer Finish
- Choose Laminate Finish, if Laminate base specified
- Choose Fenix Finish, if Fenix base specified
- Choose Paint Finish, if Painted base or paint option specified
- Choose Metal Finish. Clear Anodized (-CA), GoldMatt Anodized (-GMA), Antique Brass Anodized (-ABA) and Light Bronze Anodized (-LBA) not available on T-Base or Hoop Base.
- Choose Powder Coat Finish, if Low Profile Perimeter Power is selected
- Choose Metal Finish for base trim detail, if Tapered or Rounded Rectangle Bases specified
- Choose Upholstery, if Upholstery Base Option specified
- Choose Acrylic Finish, if Acrylic Base Option specified



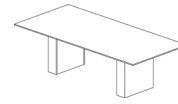
INSET LAMINATE TOP WITH HARDWOOD EDGE



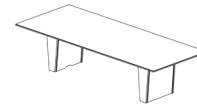
RECTANGLE TOP



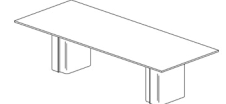
Rectangle Base



Expandable Rectangle Base



Tapered Base




Rounded Rectangle Base

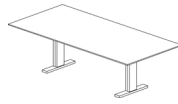
RECTANGLE TABLES					RECTANGLE BASE		EXPANDABLE RECTANGLE BASE		TAPERED BASE				ROUNDED RECTANGLE BASE		
					Painted	Veneer	Painted	Veneer	Laminate	Painted	Veneer	Fenix	Laminate	Painted	Veneer
MODEL #	L x W	BASE QTY	TOP SECTIONS	SEATING CAPACITY	-PR	-VR	-PX	-VX	-LTP	-PTP	-VTP	-FTP	-LRR	-PRR	-VRR
FWNT-7236-V-P	72 x 36	2	1	6	5,775	6,162	6,162	6,570	-	-	-	-	-	-	-
FWNT-7242-V-P	72 x 42	2	1	6	6,562	6,982	6,982	7,426	-	-	-	-	-	-	-
FWNT-7842-V-P	78 x 42	2	1	6	7,226	7,676	7,676	8,150	-	-	-	-	-	-	-
FWNT-8442-V-P	84 x 42	2	1	8	7,434	7,884	7,884	8,358	-	-	-	-	-	-	-
FWNT-8448-V-P	84 x 48	2	1	8	8,053	8,518	8,518	9,009	9,651	9,651	10,136	9,696	9,966	9,966	10,463
FWNT-9042-V-P	90 x 42	2	1	8	8,038	8,511	8,511	9,010	-	-	-	-	-	-	-
FWNT-9048-V-P	90 x 48	2	1	8	8,724	9,213	9,213	9,730	10,405	10,405	10,915	10,453	10,736	10,736	11,259
FWNT-9642-V-P	96 x 42	2	1	8	8,257	8,729	8,729	9,229	-	-	-	-	-	-	-
FWNT-9648-V-P	96 x 48	2	1	8	8,977	9,467	9,467	9,983	10,658	10,658	11,168	10,706	10,989	10,989	11,512
FWNT-10242-V-P	102 x 42	2	1	8	8,947	9,446	9,446	9,973	-	-	-	-	-	-	-
FWNT-10248-V-P	102 x 48	2	1	8	9,743	10,260	10,260	10,806	11,518	11,518	12,056	11,569	11,867	11,867	12,420
FWNT-10842-V-P	108 x 42	2	1	10	9,177	9,677	9,677	10,204	-	-	-	-	-	-	-
FWNT-10848-V-P	108 x 48	2	1	10	10,012	10,529	10,529	11,074	11,787	11,787	12,324	11,838	12,135	12,135	12,688
FWNT-10854-V-P	108 x 54	2	1	12	10,997	11,537	11,537	12,106	12,851	12,851	13,413	12,904	13,215	13,215	13,793
FWNT-11442-V-P	114 x 42	2	1	10	9,904	10,430	10,430	10,984	-	-	-	-	-	-	-
FWNT-11448-V-P	114 x 48	2	1	10	10,821	11,364	11,364	11,938	12,688	12,688	13,254	12,742	13,056	13,056	13,637
FWNT-11454-V-P	114 x 54	2	1	12	11,902	12,469	12,469	13,069	13,852	13,852	14,444	13,908	14,236	14,236	14,844
FWNT-12042-V-P	120 x 42	2	1	10	10,147	10,672	10,672	11,227	-	-	-	-	-	-	-
FWNT-12048-V-P	120 x 48	2	1	10	11,102	11,646	11,646	12,219	12,970	12,970	13,536	13,024	13,337	13,337	13,918
FWNT-12054-V-P	120 x 54	2	1	12	12,228	12,795	12,795	13,395	14,178	14,178	14,770	14,234	14,562	14,562	15,170
FWNT-13248-V-P	132 x 48	2	2	10	12,151	12,717	12,717	13,315	14,096	14,096	14,687	14,152	14,479	14,479	15,086
FWNT-13254-V-P	132 x 54	2	2	12	13,416	14,007	14,007	14,632	15,448	15,448	16,065	15,506	15,848	15,848	16,480
FWNT-14448-V-P	144 x 48	2	2	12	13,248	13,837	13,837	14,459	15,272	15,272	15,885	15,329	15,670	15,670	16,300
FWNT-14454-V-P	144 x 54	2	2	14	14,657	15,273	15,273	15,922	16,771	16,771	17,412	16,832	17,187	17,187	17,845
FWNT-14460-V-P	144 x 60	2	2	14	16,303	16,950	16,950	17,634	18,528	18,528	19,204	18,592	18,967	18,967	19,659
FWNT-15648-V-P	156 x 48	3	2	14	17,148	18,041	18,041	18,984	20,215	20,215	21,145	20,303	20,818	20,818	21,773
FWNT-15654-V-P	156 x 54	3	2	14	18,810	19,742	19,742	20,725	22,011	22,011	22,983	22,104	22,642	22,642	23,640
FWNT-15660-V-P	156 x 60	3	2	14	20,757	21,738	21,738	22,775	24,130	24,130	25,153	24,227	24,794	24,794	25,843
FWNT-16854-V-P	168 x 54	3	2	16	19,613	20,546	20,546	21,529	22,816	22,816	23,787	22,907	23,446	23,446	24,443
FWNT-16860-V-P	168 x 60	3	2	16	21,677	22,658	22,658	23,694	25,050	25,050	26,072	25,146	25,713	25,713	26,764
FWNT-18054-V-P	180 x 54	3	2	16	20,417	21,349	21,349	22,334	23,620	23,620	24,591	23,711	24,250	24,250	25,247
FWNT-18060-V-P	180 x 60	3	2	16	22,596	23,577	23,577	24,614	25,969	25,969	26,992	26,065	26,632	26,632	27,683
FWNT-19254-V-P	192 x 54	3	2	18	21,221	22,153	22,153	23,138	24,293	24,293	25,514	24,398	25,093	25,093	26,354
FWNT-19260-V-P	192 x 60	3	2	18	23,516	24,497	24,497	25,533	26,751	26,751	28,036	26,861	27,594	27,594	28,920
FWNT-19266-V-P	192 x 66	3	4	18	29,286	30,327	30,327	31,426	32,716	32,716	34,080	32,835	33,611	33,611	35,018
FWNT-19272-V-P	192 x 72	3	4	18	30,761	31,803	31,803	32,902	32,872	32,872	34,456	33,005	33,957	33,957	35,584
FWNT-20454-V-P	204 x 54	3	2	18	22,921	23,890	23,890	24,914	26,117	26,117	27,387	26,225	26,949	26,949	28,261
FWNT-20460-V-P	204 x 60	3	2	18	25,428	26,449	26,449	27,527	28,794	28,794	30,132	28,909	29,671	29,671	31,052
FWNT-20466-V-P	204 x 66	3	4	18	31,742	32,825	32,825	33,969	35,311	35,311	36,731	35,434	36,242	36,242	37,707
FWNT-20472-V-P	204 x 72	3	4	18	33,373	34,456	34,456	35,601	35,570	35,570	37,217	35,707	36,699	36,699	38,392
FWNT-21654-V-P	216 x 54	3	2	20	24,336	25,329	25,329	26,378	27,610	27,610	28,911	27,722	28,463	28,463	29,807
FWNT-21660-V-P	216 x 60	3	2	20	27,028	28,075	28,075	29,179	30,477	30,477	31,847	30,594	31,375	31,375	32,790
FWNT-21666-V-P	216 x 66	3	4	20	33,814	34,923	34,923	36,095	37,471	37,471	38,924	37,595	38,423	38,423	39,924
FWNT-21672-V-P	216 x 72	3	4	20	35,583	36,692	36,692	37,864	37,833	37,833	39,520	37,973	38,989	38,989	40,724
FWNT-22854-V-P	228 x 54	3	2	20	25,432	26,435	26,435	27,494	28,738	28,738	30,511	28,850	29,599	29,599	30,955
FWNT-22860-V-P	228 x 60	3	2	20	28,275	29,330	29,330	30,447	31,755	31,755	33,139	31,874	32,663	32,663	34,090
FWNT-22866-V-P	228 x 66	3	4	20	35,445	36,565	36,565	37,749	39,137	39,137	40,604	39,263	40,099	40,099	41,614
FWNT-22872-V-P	228 x 72	3	4	20	37,330	38,451	38,451	39,634	39,603	39,603	41,306	39,744	40,770	40,770	42,521
FWNT-24054-V-P	240 x 54	3	2	20	26,596	27,610	27,610	28,681	29,938	29,938	31,267	30,052	30,809	30,809	32,181
FWNT-24060-V-P	240 x 60	3	2	20	29,595	30,664	30,664	31,792	33,115	33,115	34,515	33,236	34,033	34,033	35,478
FWNT-24066-V-P	240 x 66	3	4	20	37,171	38,303	38,303	39,501	40,904	40,904	42,388	41,031	41,877	41,877	43,409
FWNT-24072-V-P	240 x 72	3	4	20	39,178	40,310	40,310	41,508	41,476	41,476	43,198	41,619	42,656	42,656	44,427



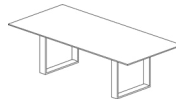
INSET LAMINATE TOP WITH HARDWOOD EDGE



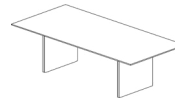
RECTANGLE TOP



T-Base



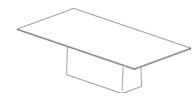
Hoop Base



Panel Base



Four Post Base



Island Base

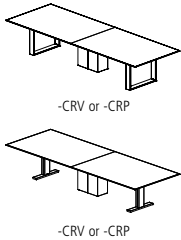
RECTANGLE TABLES

MODEL #	L x W	BASE QTY	TOP SECTIONS	SEATING CAPACITY	T-BASE		HOOP BASE		PANEL BASE		FOUR POST BASE		ISLAND BASE				
					Metal	-TB	Metal	-HP	Veneer	-VHP	Painted	-PP	Veneer	-VP	Painted	-P4	Veneer
FWNT-7236-V-P	72 x 36	2	1	6	5,172	-	-	-	-	-	-	5,775	6,162	-	-		
FWNT-7242-V-P	72 x 42	2	1	6	5,905	-	-	-	-	-	-	6,562	6,982	-	-		
FWNT-7842-V-P	78 x 42	2	1	6	6,524	-	-	-	-	-	-	7,226	7,676	-	-		
FWNT-8442-V-P	84 x 42	2	1	8	6,731	-	-	-	-	-	-	7,434	7,884	-	-		
FWNT-8448-V-P	84 x 48	2	1	8	7,326	8,518	11,091	6,808	7,320	8,053	8,518	-	-	-	-		
FWNT-9042-V-P	90 x 42	2	1	8	7,299	-	-	6,772	7,292	8,038	8,511	-	-	-	-		
FWNT-9048-V-P	90 x 48	2	1	8	7,959	9,213	11,921	7,415	7,953	8,724	9,213	-	-	-	-		
FWNT-9642-V-P	96 x 42	2	1	8	7,518	-	-	6,992	7,511	8,257	8,729	-	-	-	-		
FWNT-9648-V-P	96 x 48	2	1	8	8,213	9,467	12,174	7,668	8,206	8,977	9,467	-	-	-	-		
FWNT-10242-V-P	102 x 42	2	1	8	8,166	-	-	7,612	8,160	8,947	9,446	-	-	-	-		
FWNT-10248-V-P	102 x 48	2	1	8	8,936	10,260	13,118	8,362	8,930	9,743	10,260	-	-	-	-		
FWNT-10842-V-P	108 x 42	2	1	10	8,398	-	-	7,842	8,390	9,177	9,677	-	-	-	-		
FWNT-10848-V-P	108 x 48	2	1	10	9,205	10,529	13,386	8,630	9,197	10,012	10,529	-	-	-	-		
FWNT-10854-V-P	108 x 54	2	1	12	10,155	11,537	14,521	9,554	10,147	10,997	11,537	12,315	12,881	-	-		
FWNT-11442-V-P	114 x 42	2	1	10	9,082	-	-	8,498	9,075	9,904	10,430	-	-	-	-		
FWNT-11448-V-P	114 x 48	2	1	10	9,971	11,364	14,372	9,366	9,963	10,821	11,364	-	-	-	-		
FWNT-11454-V-P	114 x 54	2	1	12	11,014	12,469	15,611	10,382	11,006	11,902	12,469	13,289	13,884	-	-		
FWNT-12042-V-P	120 x 42	2	1	10	9,326	-	-	8,741	9,318	10,147	10,672	-	-	-	-		
FWNT-12048-V-P	120 x 48	2	1	10	10,253	11,646	14,654	9,648	10,244	11,102	11,646	-	-	-	-		
FWNT-12054-V-P	120 x 54	2	1	12	11,340	12,795	15,937	10,708	11,332	12,228	12,795	13,614	14,210	-	-		
FWNT-13248-V-P	132 x 48	2	2	10	11,266	12,717	15,851	10,636	11,258	12,151	12,717	-	-	-	-		
FWNT-13254-V-P	132 x 54	2	2	12	12,492	14,007	17,280	11,834	12,483	13,416	14,007	14,861	15,481	-	-		
FWNT-14448-V-P	144 x 48	2	2	12	12,328	13,837	17,096	11,672	12,320	13,248	13,837	-	-	-	-		
FWNT-14454-V-P	144 x 54	2	2	14	13,696	15,273	18,677	13,012	13,688	14,657	15,273	16,160	16,805	-	-		
FWNT-14460-V-P	144 x 60	2	2	14	15,291	16,950	20,535	14,570	15,281	16,303	16,950	17,886	18,565	-	-		
FWNT-15648-V-P	156 x 48	3	2	14	15,754	18,041	22,979	14,761	15,741	17,148	18,041	-	-	-	-		
FWNT-15654-V-P	156 x 54	3	2	14	17,353	19,742	24,899	16,316	17,339	18,810	19,742	18,144	18,797	-	-		
FWNT-15660-V-P	156 x 60	3	2	14	19,223	21,738	27,171	18,130	19,209	20,757	21,738	20,057	20,743	-	-		
FWNT-16854-V-P	168 x 54	3	2	16	18,157	20,546	25,704	17,120	18,144	19,613	20,546	18,949	19,601	-	-		
FWNT-16860-V-P	168 x 60	3	2	16	20,142	22,658	28,091	19,051	20,128	21,677	22,658	20,977	21,663	-	-		
FWNT-18054-V-P	180 x 54	3	2	16	18,961	21,349	26,508	17,924	18,948	20,417	21,349	25,636	26,941	-	-		
FWNT-18060-V-P	180 x 60	3	2	16	21,062	23,577	29,010	19,970	21,048	22,596	23,577	28,093	29,467	-	-		
FWNT-19254-V-P	192 x 54	3	2	18	19,765	22,153	27,311	18,728	19,752	21,221	22,153	26,441	27,745	-	-		
FWNT-19260-V-P	192 x 60	3	2	18	21,981	24,497	29,930	20,890	21,968	23,516	24,497	29,013	30,386	-	-		
FWNT-19266-V-P	192 x 66	3	4	18	-	30,327	36,089	26,501	27,645	29,286	30,327	35,117	36,573	-	-		
FWNT-19272-V-P	192 x 72	3	4	18	-	31,803	36,626	27,976	29,120	30,761	31,803	36,592	38,048	-	-		
FWNT-20454-V-P	204 x 54	3	2	18	21,404	23,890	29,258	20,326	21,391	22,921	23,890	28,351	29,708	-	-		
FWNT-20460-V-P	204 x 60	3	2	18	23,832	26,449	32,102	22,695	23,816	25,428	26,449	31,148	32,577	-	-		
FWNT-20466-V-P	204 x 66	3	4	18	-	32,825	38,821	28,844	30,034	31,742	32,825	37,809	39,324	-	-		
FWNT-20472-V-P	204 x 72	3	4	18	-	34,456	39,475	30,475	31,665	33,373	34,456	39,440	40,955	-	-		
FWNT-21654-V-P	216 x 54	3	2	20	22,784	25,329	30,827	21,678	22,769	24,336	25,329	29,899	31,289	-	-		
FWNT-21660-V-P	216 x 60	3	2	20	25,393	28,075	33,866	24,228	25,378	27,028	28,075	32,887	34,351	-	-		
FWNT-21666-V-P	216 x 66	3	4	20	-	34,923	41,065	30,844	32,063	33,814	34,923	40,028	41,580	-	-		
FWNT-21672-V-P	216 x 72	3	4	20	-	36,692	41,834	32,613	33,832	35,583	36,692	41,797	43,350	-	-		
FWNT-22854-V-P	228 x 54	3	2	20	23,865	26,435	31,986	22,749	23,850	25,432	26,435	31,049	32,452	-	-		
FWNT-22860-V-P	228 x 60	3	2	20	26,623	29,330	35,177	25,448	26,609	28,275	29,330	34,190	35,668	-	-		
FWNT-22866-V-P	228 x 66	3	4	20	-	36,565	42,766	32,447	33,678	35,445	36,565	41,719	43,286	-	-		
FWNT-22872-V-P	228 x 72	3	4	20	-	38,451	43,641	34,332	35,564	37,330	38,451	43,605	45,171	-	-		
FWNT-24054-V-P	240 x 54	3	2	20	25,010	27,610	33,223	23,882	24,996	26,596	27,610	32,276	33,694	-	-		
FWNT-24060-V-P	240 x 60	3	2	20	27,925	30,664	36,576	26,737	27,910	29,595	30,664	35,578	37,072	-	-		
FWNT-24066-V-P	240 x 66	3	4	20	-	38,303	44,574	34,140	35,384	37,171	38,303	43,516	45,101	-	-		
FWNT-24072-V-P	240 x 72	3	4	20	-	40,310	45,560	36,147	37,391	39,178	40,310	45,523	47,108	-	-		



INSET LAMINATE TOP WITH HARDWOOD EDGE


BASE OPTIONS	CODE	PRICE	NOTES
Metal Trim Finish Options:			
Powder Coat	No Code	No Charge	Tapered and Rounded Rectangle Bases are standard with a metal trim detail in either Powder Coat or Clear Anodized. Other finishes available at an upcharge.
Clear Anodized	-CA	No Charge	
GoldMatt Anodized	-GMA	\$941	
Antique Brass Anodized	-ABA	\$941	
Light Bronze Anodized	-LBA	\$471	
High Polish Finish	-HPF	\$554	
Upholstered Base Option:			
		-COM	-A -B -C -D -E -F -G
Upholstered Base, 48" Wide Table	-UPH-48	\$1,045	\$1,359 \$1,463 \$1,568 \$1,672 \$2,404 \$2,822 \$3,031
Upholstered Base, 54" Wide Table	-UPH-54	\$1,045	\$1,411 \$1,516 \$1,550 \$1,725 \$2,508 \$2,926 \$3,135
Upholstered Base, 60" Wide Table	-UPH-60	\$1,045	\$1,463 \$1,568 \$1,672 \$1,777 \$2,717 \$3,135 \$3,344
Upholstered Base, 66" Wide Table	-UPH-66	\$1,045	\$1,568 \$1,672 \$1,777 \$1,881 \$3,135 \$3,553 \$3,762
Upholstered Base, 72" Wide Table	-UPH-72	\$1,045	\$1,672 \$1,777 \$1,881 \$1,986 \$3,658 \$4,076 \$4,285
Acrylic Base Option:			
Acrylic, 48" Wide Table	-ACR-48	\$2,000	Acrylic option applied to end/inner panels of Tapered Bases only.
Acrylic, 54" Wide Table	-ACR-54	\$2,400	
Acrylic, 60" Wide Table	-ACR-60	\$2,600	
Acrylic, 66" Wide Table	-ACR-66	\$2,800	
Acrylic, 72" Wide Table	-ACR-72	\$3,100	
Paint Option:			
Veneer Rounded Rectangle Base Inner Shell	-PVRR	DEDUCT \$471	Paint option on Veneer Rounded Rectangle Base Inner Shell
Laminate Rounded Rectangle Base Inner Shell	-PLRR	No Charge	Paint option on Laminate Rounded Rectangle Base Inner Shell
Fenix Tapered Base End/Inner Panels	-PFTP	DEDUCT \$471	Paint option on Fenix Tapered Base End/Inner Panels
Veneer Tapered Base End/Inner Panels	-PVTP	DEDUCT \$471	Paint option on Veneer Tapered Base End/Inner Panels
Laminate Tapered Base End/Inner Panels	-PLTP	No Charge	Paint option on Laminate Tapered Base End/Inner Panels
Remove Center Column for Four Post Base Options:			
If -P4 base is selected	-4COLP	DEDUCT \$903	Available on tables 96" and shorter only
If -V4 base is selected	-4COLV	DEDUCT \$1,392	
Center Column Base Finish Options:			
Painted Center Column Base*	-CRP	No Charge	To replace existing middle base (Hoop Base and T-Base only)
Veneer Center Column Base*	-CRV	No Charge	
Polished Chrome Finish Options:			
Polished Chrome Four Post Base	-PCFB	\$2,768	*When specifying -CRV or -CRP in conjunction with a Polished Chrome finish on Hoop Base or T-Base tables with 3 bases, use the upcharge code and pricing for 2 base tables (-PCHP2 or -PCTB2).
Polished Chrome Hoop Base (2 base tables)	-PCHP2	\$2,768	
Polished Chrome Hoop Base (3 base tables)	-PCHP3	\$4,149	
Polished Chrome T-Base (2 base tables)	-PCTB2	\$2,768	
Polished Chrome T-Base (3 base tables)	-PCTB3	\$4,149	
T-Base Combination Finish (2 base tables)	-PCCBF2	\$1,694	
T-Base Combination Finish (3 base tables)	-PCCBF3	\$2,542	
TOP OPTIONS			
Multi-Section Tops:			
102", 108", 114" and 120" one-piece tops split into two sections	Specify -2	\$824	Power Matrix (center of table location only) cannot be specified when this option is selected
204", 216", 228" or 240" two-piece tops split into four sections	Specify -4	\$1,642	
POWER OPTIONS			
Low Profile Perimeter Power Option:			See page 29 for location information
72"-132" Tables	-LPP6C	\$6,532	(10) simplex outlets, (10) USB-A+C ports, (4) Modular AV Inserts/Plates
144"-156" Tables	-LPP8C	\$9,144	
168"-240" Tables	-LPP10C	\$12,436	
For USB-C+C	Add -USB-DualC	No Charge	
Field-Wired Option:			
72"-132" Tables	Add -FW	DEDUCT \$1,945	Some local electrical codes may require hardwiring of components and may not allow the use of standard modular power systems. A junction box will be provided when ordering the -FW option
144"-156" Tables	Add -FW	DEDUCT \$2,378	
168"-240" Tables	Add -FW	DEDUCT \$2,913	
Other Power and Data Options:		See pages 204-213	





INSET LAMINATE TOP WITH HARDWOOD EDGE

EDGE PROFILE



Reverse Flow Edge

GENERAL INFORMATION

- Tops are 1-1/8" -thick with 3/16" -deep hardwood edge band
- Seating capacity based on 27" per person
- Overall table height 29.5"
- Four Post Base includes a 12"x24" center column for wire management. Center column may be removed from tables 96" and shorter with options -4COLP or -4COLV above. On tables over 96", the center column is required for support.
- T-Base combination finish includes a Polished Chrome foot and Powder Coat vertical column
- Beam finish will match Metal Finish selection. If no Metal Finish is selected, beams will be Foil.
- If Polished Chrome Finish is specified on the T-Base or Hoop Base, the beams will be Foil. If Polished Chrome Finish is specified on the Four Post Base, the beams will be Clear Anodized.
- Tables with three Hoop or T-Bases will default to the same base style for all three bases. An alternate Center Column Base may also be specified above.
- One wire manager included with the Hoop Base table (regardless of table size). Can be adhered to the leg and will default to the finish of the leg. Wire manager on veneer Hoop Bases will be veneered to match the base veneer option. If additional wire management channels are required, they can be purchased separately at the end of the price list.
- Rectangle, Expandable Rectangle, Tapered, Rounded Rectangle, Metal T-Base, Panel, Island, and Center Column bases include a removable access panel
- Tapered and Rounded Rectangle bases standard with a metal trim detail
- Veneer Hoop Base finish will match Top veneer finish
- Veneer base will default to flat-cut (non-plank) clear coat walnut and remain in vertical slip-match lay-up. Clear coat finish captures color variation to complement the variation of the plank door style.
- Upholstery option is applied on the Rounded Rectangle outer base shell or Tapered Base end panel. For COM fabrics, yardage requirement is 1 yard per base.
- Center Wire Chase available on two base tables for more robust wire management needs. See page 213.
- On Tapered base tables with center bases, the center base will default to the finish selections specified for the end bases. Metal finish on center bases will default to the finish selection on the end base.
- On Rounded Rectangle base tables with center bases, both sides of the center base will default to the finish selection specified for the inner shell of the end bases. Metal finish on center base will default to finish selection specified for end base.
- If a powder coat finish is not selected for the Low Profile Perimeter Power, the finish will match the beam metal finish (Foil is the default when Clear Anodized is selected)


REQUIRED INFORMATION (ORDER CANNOT BE ENTERED WITHOUT THIS INFORMATION)

See appendix pages vi-xii for surface material options.

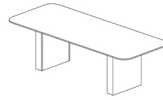
- Choose Veneer Finish
- Choose Laminate Finish, if Laminate base specified
- Choose Fenix Finish, if Fenix base specified
- Choose Paint Finish, if Painted base or paint option specified
- Choose Metal Finish. Clear Anodized (-CA), GoldMatt Anodized (-GMA), Antique Brass Anodized (-ABA) and Light Bronze Anodized (-LBA) not available on T-Base or Hoop Base.
- Choose Powder Coat Finish, if Low Profile Perimeter Power is selected
- Choose Metal Finish for base trim detail, if Tapered or Rounded Rectangle Bases specified
- Choose Upholstery, if Upholstery Base Option specified
- Choose Acrylic Finish, if Acrylic Base Option specified



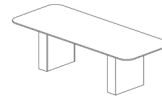
INSET LAMINATE TOP WITH HARDWOOD EDGE



RADIUS RECTANGLE TOP



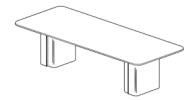
Rectangle Base



Expandable Rectangle Base



Tapered Base




Rounded Rectangle Base

RADIUS RECTANGLE TABLES					RECTANGLE BASE		EXPANDABLE RECTANGLE BASE		TAPERED BASE				ROUNDED RECTANGLE BASE		
					Painted	Veneer	Painted	Veneer	Laminate	Painted	Veneer	Fenix	Laminate	Painted	Veneer
MODEL #	L x W	BASE QTY	TOP SECTIONS	SEATING CAPACITY	-PR	-VR	-PX	-VX	-LTP	-PTP	-VTP	-FTP	-LRR	-PRR	-VRR
FWNC-7236-V-P	72 x 36	2	1	6	5,775	6,162	6,162	6,570	-	-	-	-	-	-	-
FWNC-7242-V-P	72 x 42	2	1	6	6,562	6,982	6,982	7,426	-	-	-	-	-	-	-
FWNC-7842-V-P	78 x 42	2	1	6	7,226	7,676	7,676	8,150	-	-	-	-	-	-	-
FWNC-8442-V-P	84 x 42	2	1	8	7,434	7,884	7,884	8,358	-	-	-	-	-	-	-
FWNC-8448-V-P	84 x 48	2	1	8	8,053	8,518	8,518	9,009	9,651	9,651	10,136	9,696	9,966	9,966	10,463
FWNC-9042-V-P	90 x 42	2	1	8	8,038	8,511	8,511	9,010	-	-	-	-	-	-	-
FWNC-9048-V-P	90 x 48	2	1	8	8,724	9,213	9,213	9,730	10,405	10,405	10,915	10,453	10,736	10,736	11,259
FWNC-9642-V-P	96 x 42	2	1	8	8,257	8,729	8,729	9,229	-	-	-	-	-	-	-
FWNC-9648-V-P	96 x 48	2	1	8	8,977	9,467	9,467	9,983	10,658	10,658	11,168	10,706	10,989	10,989	11,512
FWNC-10242-V-P	102 x 42	2	1	8	8,947	9,446	9,446	9,973	-	-	-	-	-	-	-
FWNC-10248-V-P	102 x 48	2	1	8	9,743	10,260	10,260	10,806	11,518	11,518	12,056	11,569	11,867	11,867	12,420
FWNC-10842-V-P	108 x 42	2	1	10	9,177	9,677	9,677	10,204	-	-	-	-	-	-	-
FWNC-10848-V-P	108 x 48	2	1	10	10,012	10,529	10,529	11,074	11,787	11,787	12,324	11,838	12,135	12,135	12,688
FWNC-10854-V-P	108 x 54	2	1	12	10,997	11,537	11,537	12,106	12,851	12,851	13,413	12,904	13,215	13,215	13,793
FWNC-11442-V-P	114 x 42	2	1	10	9,904	10,430	10,430	10,984	-	-	-	-	-	-	-
FWNC-11448-V-P	114 x 48	2	1	10	10,821	11,364	11,364	11,938	12,688	12,688	13,254	12,742	13,056	13,056	13,637
FWNC-11454-V-P	114 x 54	2	1	12	11,902	12,469	12,469	13,069	13,852	13,852	14,444	13,908	14,236	14,236	14,844
FWNC-12042-V-P	120 x 42	2	1	10	10,147	10,672	10,672	11,227	-	-	-	-	-	-	-
FWNC-12048-V-P	120 x 48	2	1	10	11,102	11,646	11,646	12,219	12,970	12,970	13,536	13,024	13,337	13,337	13,918
FWNC-12054-V-P	120 x 54	2	1	12	12,228	12,795	12,795	13,395	14,178	14,178	14,770	14,234	14,562	14,562	15,170
FWNC-13248-V-P	132 x 48	2	2	10	12,151	12,717	12,717	13,315	14,096	14,096	14,687	14,152	14,479	14,479	15,086
FWNC-13254-V-P	132 x 54	2	2	12	13,416	14,007	14,007	14,632	15,448	15,448	16,065	15,506	15,848	15,848	16,480
FWNC-14448-V-P	144 x 48	2	2	12	13,248	13,837	13,837	14,459	15,272	15,272	15,885	15,329	15,670	15,670	16,300
FWNC-14454-V-P	144 x 54	2	2	14	14,657	15,273	15,273	15,922	16,771	16,771	17,412	16,832	17,187	17,187	17,845
FWNC-14460-V-P	144 x 60	2	2	14	16,303	16,950	16,950	17,634	18,528	18,528	19,204	18,592	18,967	18,967	19,659
FWNC-15648-V-P	156 x 48	3	2	14	17,148	18,041	18,041	18,984	20,215	20,215	21,145	20,303	20,818	20,818	21,773
FWNC-15654-V-P	156 x 54	3	2	14	18,810	19,742	19,742	20,725	22,011	22,011	22,983	22,104	22,642	22,642	23,640
FWNC-15660-V-P	156 x 60	3	2	14	20,757	21,738	21,738	22,775	24,130	24,130	25,153	24,227	24,794	24,794	25,843
FWNC-16854-V-P	168 x 54	3	2	16	19,613	20,546	20,546	21,529	22,816	22,816	23,787	22,907	23,446	23,446	24,443
FWNC-16860-V-P	168 x 60	3	2	16	21,677	22,658	22,658	23,694	25,050	25,050	26,072	25,146	25,713	25,713	26,764
FWNC-18054-V-P	180 x 54	3	2	16	20,417	21,349	21,349	22,334	23,620	23,620	24,591	23,711	24,250	24,250	25,247
FWNC-18060-V-P	180 x 60	3	2	16	22,596	23,577	23,577	24,614	25,969	25,969	26,992	26,065	26,632	26,632	27,683
FWNC-19254-V-P	192 x 54	3	2	18	21,221	22,153	22,153	23,138	24,293	24,293	25,514	24,398	25,093	25,093	26,354
FWNC-19260-V-P	192 x 60	3	2	18	23,516	24,497	24,497	25,533	26,751	26,751	28,036	26,861	27,594	27,594	28,920
FWNC-19266-V-P	192 x 66	3	4	18	29,286	30,327	30,327	31,426	32,716	32,716	34,080	32,835	33,611	33,611	35,018
FWNC-19272-V-P	192 x 72	3	4	18	30,761	31,803	31,803	32,902	32,872	32,872	34,456	33,005	33,957	33,957	35,584
FWNC-20454-V-P	204 x 54	3	2	18	22,921	23,890	23,890	24,914	26,117	26,117	27,387	26,225	26,949	26,949	28,261
FWNC-20460-V-P	204 x 60	3	2	18	25,428	26,449	26,449	27,527	28,794	28,794	30,132	28,909	29,671	29,671	31,052
FWNC-20466-V-P	204 x 66	3	4	18	31,742	32,825	32,825	33,969	35,311	35,311	36,731	35,434	36,242	36,242	37,707
FWNC-20472-V-P	204 x 72	3	4	18	33,373	34,456	34,456	35,601	35,570	35,570	37,217	35,707	36,699	36,699	38,392
FWNC-21654-V-P	216 x 54	3	2	20	24,336	25,329	25,329	26,378	27,610	27,610	28,911	27,722	28,463	28,463	29,807
FWNC-21660-V-P	216 x 60	3	2	20	27,028	28,075	28,075	29,179	30,477	30,477	31,847	30,594	31,375	31,375	32,790
FWNC-21666-V-P	216 x 66	3	4	20	33,814	34,923	34,923	36,095	37,471	37,471	38,924	37,595	38,423	38,423	39,924
FWNC-21672-V-P	216 x 72	3	4	20	35,583	36,692	36,692	37,864	37,833	37,833	39,520	37,973	38,989	38,989	40,724
FWNC-22854-V-P	228 x 54	3	2	20	25,432	26,435	26,435	27,494	28,738	28,738	30,051	28,850	29,599	29,599	30,955
FWNC-22860-V-P	228 x 60	3	2	20	28,275	29,330	29,330	30,447	31,755	31,755	33,139	31,874	32,663	32,663	34,090
FWNC-22866-V-P	228 x 66	3	4	20	35,445	36,565	36,565	37,749	39,137	39,137	40,604	39,263	40,099	40,099	41,614
FWNC-22872-V-P	228 x 72	3	4	20	37,330	38,451	38,451	39,634	39,603	39,603	41,306	39,744	40,770	40,770	42,521
FWNC-24054-V-P	240 x 54	3	2	20	26,596	27,610	27,610	28,681	29,938	29,938	31,267	30,052	30,809	30,809	32,181
FWNC-24060-V-P	240 x 60	3	2	20	29,595	30,664	30,664	31,792	33,115	33,115	34,515	33,236	34,033	34,033	35,478
FWNC-24066-V-P	240 x 66	3	4	20	37,171	38,303	38,303	39,501	40,904	40,904	42,388	41,031	41,877	41,877	43,409
FWNC-24072-V-P	240 x 72	3	4	20	39,178	40,310	40,310	41,508	41,476	41,476	43,198	41,619	42,656	42,656	44,427



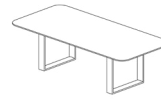
INSET LAMINATE TOP WITH HARDWOOD EDGE



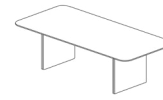
RADIUS RECTANGLE TOP



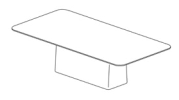
T-Base



Hoop Base



Panel Base



Island Base

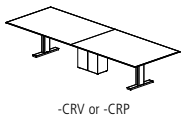
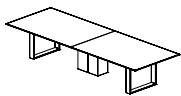
RADIUS RECTANGLE TABLES

MODEL #	L x W	BASE QTY	TOP SECTIONS	SEATING CAPACITY	T-BASE	HOOP BASE		PANEL BASE		ISLAND BASE	
					Metal	Metal	Veneer	Painted	Veneer	Painted	Veneer
					-TB	-HP	-VHP	-PP	-VP	-PN	-VN
FWNC-7236-V-P	72 x 36	2	1	6	5,172	-	-	-	-	-	-
FWNC-7242-V-P	72 x 42	2	1	6	5,905	-	-	-	-	-	-
FWNC-7842-V-P	78 x 42	2	1	6	6,524	-	-	-	-	-	-
FWNC-8442-V-P	84 x 42	2	1	8	6,731	-	-	-	-	-	-
FWNC-8448-V-P	84 x 48	2	1	8	7,326	8,518	11,091	6,808	7,320	-	-
FWNC-9042-V-P	90 x 42	2	1	8	7,299	-	-	6,772	7,292	-	-
FWNC-9048-V-P	90 x 48	2	1	8	7,959	9,213	11,921	7,415	7,953	-	-
FWNC-9642-V-P	96 x 42	2	1	8	7,518	-	-	6,992	7,511	-	-
FWNC-9648-V-P	96 x 48	2	1	8	8,213	9,467	12,174	7,668	8,206	-	-
FWNC-10242-V-P	102 x 42	2	1	8	8,166	-	-	7,612	8,160	-	-
FWNC-10248-V-P	102 x 48	2	1	8	8,936	10,260	13,118	8,362	8,930	-	-
FWNC-10842-V-P	108 x 42	2	1	10	8,398	-	-	7,842	8,390	-	-
FWNC-10848-V-P	108 x 48	2	1	10	9,205	10,529	13,386	8,630	9,197	-	-
FWNC-10854-V-P	108 x 54	2	1	12	10,155	11,537	14,521	9,554	10,147	12,315	12,881
FWNC-11442-V-P	114 x 42	2	1	10	9,082	-	-	8,498	9,075	-	-
FWNC-11448-V-P	114 x 48	2	1	10	9,971	11,364	14,372	9,366	9,963	-	-
FWNC-11454-V-P	114 x 54	2	1	12	11,014	12,469	15,611	10,382	11,006	13,289	13,884
FWNC-12042-V-P	120 x 42	2	1	10	9,326	-	-	8,741	9,318	-	-
FWNC-12048-V-P	120 x 48	2	1	10	10,253	11,646	14,654	9,648	10,244	-	-
FWNC-12054-V-P	120 x 54	2	1	12	11,340	12,795	15,937	10,708	11,332	13,614	14,210
FWNC-13248-V-P	132 x 48	2	2	10	11,266	12,717	15,851	10,636	11,258	-	-
FWNC-13254-V-P	132 x 54	2	2	12	12,492	14,007	17,280	11,834	12,483	14,861	15,481
FWNC-14448-V-P	144 x 48	2	2	12	12,328	13,837	17,096	11,672	12,320	-	-
FWNC-14454-V-P	144 x 54	2	2	14	13,696	15,273	18,677	13,012	13,688	16,160	16,805
FWNC-14460-V-P	144 x 60	2	2	14	15,291	16,950	20,535	14,570	15,281	17,886	18,565
FWNC-15648-V-P	156 x 48	3	2	14	15,754	18,041	22,979	14,761	15,741	-	-
FWNC-15654-V-P	156 x 54	3	2	14	17,353	19,742	24,899	16,316	17,339	18,144	18,797
FWNC-15660-V-P	156 x 60	3	2	14	19,223	21,738	27,171	18,130	19,209	20,057	20,743
FWNC-16854-V-P	168 x 54	3	2	16	18,157	20,546	25,704	17,120	18,144	18,949	19,601
FWNC-16860-V-P	168 x 60	3	2	16	20,142	22,658	28,091	19,051	20,128	20,977	21,663
FWNC-18054-V-P	180 x 54	3	2	16	18,961	21,349	26,508	17,924	18,948	25,636	26,941
FWNC-18060-V-P	180 x 60	3	2	16	21,062	23,577	29,010	19,970	21,048	28,093	29,467
FWNC-19254-V-P	192 x 54	3	2	18	19,765	22,153	27,311	18,728	19,752	26,441	27,745
FWNC-19260-V-P	192 x 60	3	2	18	21,981	24,497	29,930	20,890	21,968	29,013	30,386
FWNC-19266-V-P	192 x 66	3	4	18	-	30,327	36,089	26,501	27,645	35,117	36,573
FWNC-19272-V-P	192 x 72	3	4	18	-	31,803	36,626	27,976	29,120	36,592	38,048
FWNC-20454-V-P	204 x 54	3	2	18	21,404	23,890	29,258	20,326	21,391	28,351	29,708
FWNC-20460-V-P	204 x 60	3	2	18	23,832	26,449	32,102	22,695	23,816	31,148	32,577
FWNC-20466-V-P	204 x 66	3	4	18	-	32,825	38,821	28,844	30,034	37,809	39,324
FWNC-20472-V-P	204 x 72	3	4	18	-	34,456	39,475	30,475	31,665	39,440	40,955
FWNC-21654-V-P	216 x 54	3	2	20	22,784	25,329	30,827	21,678	22,769	29,899	31,289
FWNC-21660-V-P	216 x 60	3	2	20	25,393	28,075	33,866	24,228	25,378	32,887	34,351
FWNC-21666-V-P	216 x 66	3	4	20	-	34,923	41,065	30,844	32,063	40,028	41,580
FWNC-21672-V-P	216 x 72	3	4	20	-	36,692	41,834	32,613	33,832	41,797	43,350
FWNC-22854-V-P	228 x 54	3	2	20	23,865	26,435	31,986	22,749	23,850	31,049	32,452
FWNC-22860-V-P	228 x 60	3	2	20	26,623	29,330	35,177	25,448	26,609	34,190	35,668
FWNC-22866-V-P	228 x 66	3	4	20	-	36,565	42,766	32,447	33,678	41,719	43,286
FWNC-22872-V-P	228 x 72	3	4	20	-	38,451	43,641	34,332	35,564	43,605	45,171
FWNC-24054-V-P	240 x 54	3	2	20	25,010	27,610	33,223	23,882	24,996	32,276	33,694
FWNC-24060-V-P	240 x 60	3	2	20	27,925	30,664	36,576	26,737	27,910	35,578	37,072
FWNC-24066-V-P	240 x 66	3	4	20	-	38,303	44,574	34,140	35,384	43,516	45,101
FWNC-24072-V-P	240 x 72	3	4	20	-	40,310	45,560	36,147	37,391	45,523	47,108



INSET LAMINATE TOP WITH HARDWOOD EDGE


BASE OPTIONS	CODE	PRICE	NOTES
Metal Trim Finish Options:			
Powder Coat	No Code	No Charge	Tapered and Rounded Rectangle Bases are standard with a metal trim detail in either Powder Coat or Clear Anodized. Other finishes available at an upcharge.
Clear Anodized	-CA	No Charge	
GoldMatt Anodized	-GMA	\$941	
Antique Brass Anodized	-ABA	\$941	
Light Bronze Anodized	-LBA	\$471	
High Polish Finish	-HPF	\$554	
Upholstered Base Option:			
		-COM	-A -B -C -D -E -F -G
Upholstered Base, 48" Wide Table	-UPH-48	\$1,045	\$1,359 \$1,463 \$1,568 \$1,672 \$2,404 \$2,822 \$3,031
Upholstered Base, 54" Wide Table	-UPH-54	\$1,045	\$1,411 \$1,516 \$1,550 \$1,725 \$2,508 \$2,926 \$3,135
Upholstered Base, 60" Wide Table	-UPH-60	\$1,045	\$1,463 \$1,568 \$1,672 \$1,777 \$2,717 \$3,135 \$3,344
Upholstered Base, 66" Wide Table	-UPH-66	\$1,045	\$1,568 \$1,672 \$1,777 \$1,881 \$3,135 \$3,553 \$3,762
Upholstered Base, 72" Wide Table	-UPH-72	\$1,045	\$1,672 \$1,777 \$1,881 \$1,986 \$3,658 \$4,076 \$4,285
Acrylic Base Option:			
Acrylic, 48" Wide Table	-ACR-48	\$2,000	Acrylic option applied to end/inner panels of Tapered Bases only.
Acrylic, 54" Wide Table	-ACR-54	\$2,400	
Acrylic, 60" Wide Table	-ACR-60	\$2,600	
Acrylic, 66" Wide Table	-ACR-66	\$2,800	
Acrylic, 72" Wide Table	-ACR-72	\$3,100	
Paint Option:			
Veneer Rounded Rectangle Base Inner Shell	-PVRR	DEDUCT \$471	Paint option on Veneer Rounded Rectangle Base Inner Shell
Laminate Rounded Rectangle Base Inner Shell	-PLRR	No Charge	Paint option on Laminate Rounded Rectangle Base Inner Shell
Fenix Tapered Base End/Inner Panels	-PFTP	DEDUCT \$471	Paint option on Fenix Tapered Base End/Inner Panels
Veneer Tapered Base End/Inner Panels	-PVTP	DEDUCT \$471	Paint option on Veneer Tapered Base End/Inner Panels
Laminate Tapered Base End/Inner Panels	-PLTP	No Charge	Paint option on Laminate Tapered Base End/Inner Panels
Center Column Base Finish Options:			
Painted Center Column Base*	-CRP	No Charge	To replace existing middle base (Hoop Base and T-Base only)
Veneer Center Column Base*	-CRV	No Charge	
Polished Chrome Finish Options:			
Polished Chrome Hoop Base (2 base tables)	-PCHP2	\$2,768	*When specifying -CRV or -CRP in conjunction with a Polished Chrome finish on Hoop Base or T-Base tables with 3 bases, use the upcharge code and pricing for 2 base tables (-PCHP2 or -PCTB2).
Polished Chrome Hoop Base (3 base tables)	-PCHP3	\$4,149	
Polished Chrome T-Base (2 base tables)	-PCTB2	\$2,768	
Polished Chrome T-Base (3 base tables)	-PCTB3	\$4,149	
T-Base Combination Finish (2 base tables)	-PCCBF2	\$1,694	
T-Base Combination Finish (3 base tables)	-PCCBF3	\$2,542	
TOP OPTIONS			
Multi-Section Tops:			
102", 108", 114" and 120" one-piece tops split into two sections	Specify -2	\$824	Power Matrix (center of table location only) cannot be specified when this option is selected
204", 216", 228" or 240" two-piece tops split into four sections	Specify -4	\$1,642	
POWER OPTIONS			
Low Profile Perimeter Power Option:			
72"-132" Tables	-LPP6C	\$6,532	See page 29 for location information (10) simplex outlets, (10) USB-A+C ports, (4) Modular AV Inserts/Plates (14) simplex outlets, (14) USB-A+C ports, (4) Modular AV Inserts/Plates (18) simplex outlets, (18) USB-A+C ports, (4) Modular AV Inserts/Plates Replaces USB-A+C ports
144"-156" Tables	-LPP8C	\$9,144	
168"-240" Tables	-LPP10C	\$12,436	
For USB-C+C	Add -USB-DualC	No Charge	
Field-Wired Option:			
72"-132" Tables	Add -FW	DEDUCT \$1,945	Some local electrical codes may require hardwiring of components and may not allow the use of standard modular power systems. A junction box will be provided when ordering the -FW option
144"-156" Tables	Add -FW	DEDUCT \$2,378	
168"-240" Tables	Add -FW	DEDUCT \$2,913	
Other Power and Data Options:	See pages 204-213		





INSET LAMINATE TOP WITH HARDWOOD EDGE

EDGE PROFILE



Reverse Flow Edge

GENERAL INFORMATION

- Tops are 1-1/8"-thick with 3/16"-deep hardwood edge band
- Seating capacity based on 27" per person
- Overall table height 29.5"
- T-Base combination finish includes a Polished Chrome foot and Powder Coat vertical column
- Beam finish will match Metal Finish selection. If no Metal Finish is selected, beams will be Foil.
- If Polished Chrome Finish is specified on the T-Base or Hoop Base, the beams will be Foil.
- Tables with three Hoop or T-Bases will default to the same base style for all three bases. An alternate Center Column Base may also be specified above.
- One wire manager included with the Hoop Base table (regardless of table size). Can be adhered to the leg and will default to the finish of the leg. Wire manager on veneer Hoop Bases will be veneered to match the base veneer option. If additional wire management channels are required, they can be purchased separately at the end of the price list.
- Rectangle, Expandable Rectangle, Tapered, Rounded Rectangle, Metal T-Base, Panel, Island, and Center Column bases include a removable access panel
- Tapered and Rounded Rectangle bases standard with a metal trim detail
- Veneer Hoop Base finish will match Top veneer finish
- Upholstery option is applied on the Rounded Rectangle outer base shell or Tapered Base end panel. For COM fabrics, yardage requirement is 1 yard per base.
- Center Wire Chase available on two base tables for more robust wire management needs. See page 213.
- On Tapered base tables with center bases, the center base will default to the finish selections specified for the end bases. Metal finish on center bases will default to the finish selection on the end base.
- On Rounded Rectangle base tables with center bases, both sides of the center base will default to the finish selection specified for the inner shell of the end bases. Metal finish on center base will default to finish selection specified for end base.
- If a powder coat finish is not selected for the Low Profile Perimeter Power, the finish will match the beam metal finish (Foil is the default when Clear Anodized is selected)

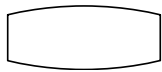
REQUIRED INFORMATION (ORDER CANNOT BE ENTERED WITHOUT THIS INFORMATION)

See appendix pages vi-xii for surface material options.

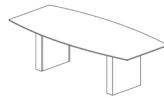
- Choose Veneer Finish
- Choose Laminate Finish, if Laminate base specified
- Choose Fenix Finish, if Fenix base specified
- Choose Paint Finish, if Painted base or paint option specified
- Choose Metal Finish. Clear Anodized (-CA), GoldMatt Anodized (-GMA), Antique Brass Anodized (-ABA) and Light Bronze Anodized (-LBA) not available on T-Base or Hoop Base.
- Choose Powder Coat Finish, if Low Profile Perimeter Power is selected
- Choose Metal Finish for base trim detail, if Tapered or Rounded Rectangle Bases specified
- Choose Upholstery, if Upholstery Base Option specified
- Choose Acrylic Finish, if Acrylic Base Option specified



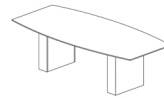
INSET LAMINATE TOP WITH HARDWOOD EDGE



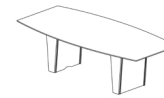
BOAT TOP



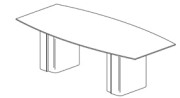
Rectangle Base



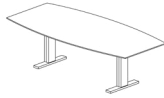
Expandable Rectangle Base



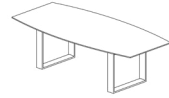
Tapered Base



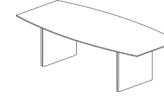
Rounded Rectangle Base



T-Base



Hoop Base



Panel Base



Four Post Base

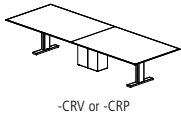
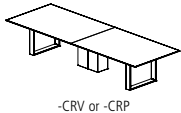
BOAT TABLES	MODEL #	L x W	BASE QTY	TOP SECTIONS	SEATING CAPACITY	RECTANGLE BASE		EXPANDABLE RECTANGLE BASE		TAPERED BASE			ROUNDED RECTANGLE BASE			
						Painted	Veneer	Painted	Veneer	Laminate	Painted	Veneer	Fenix	Laminate	Painted	Veneer
						-PR	-VR	-PX	-VX	-LTP	-PTP	-VTP	-FTP	-LRR	-PRR	-VRR
FWNB-7240-V-P	72 x 32/40	2	1	6	6,468	6,889	6,889	7,333	-	-	-	-	-	-	-	-
FWNB-7840-V-P	78 x 32/40	2	1	6	7,117	7,567	7,567	8,042	-	-	-	-	-	-	-	-
FWNB-8444-V-P	84 x 32/44	2	1	8	7,811	8,276	8,276	8,767	9,409	9,409	9,894	9,454	9,724	9,724	10,221	
FWNB-9044-V-P	90 x 32/44	2	1	8	8,452	8,941	8,941	9,458	10,133	10,133	10,643	10,181	10,464	10,464	10,987	
FWNB-9648-V-P	96 x 36/48	2	1	8	8,977	9,467	9,467	9,983	10,658	10,658	11,168	10,706	10,989	10,989	11,512	
FWNB-10248-V-P	102 x 36/48	2	1	8	9,743	10,260	10,260	10,806	11,518	11,518	12,056	11,569	11,867	11,867	12,420	
FWNB-10848-V-P	108 x 36/48	2	1	10	10,012	10,529	10,529	11,074	11,787	11,787	12,324	11,838	12,135	12,135	12,688	
FWNB-11450-V-P	114 x 36/50	2	1	10	11,501	12,068	12,068	12,668	13,452	13,452	14,043	13,507	13,835	13,835	14,443	
FWNB-12050-V-P	120 x 36/50	2	1	10	11,806	12,373	12,373	12,973	13,757	13,757	14,348	13,813	14,141	14,141	14,748	
FWNB-13254-V-P	132 x 36/54	2	2	10	13,416	14,007	14,007	14,632	15,448	15,448	16,065	15,506	15,848	15,848	16,480	
FWNB-14454-V-P	144 x 36/54	2	2	12	14,657	15,273	15,273	15,922	16,771	16,771	17,412	16,832	17,187	17,187	17,845	
FWNB-15654-V-P	156 x 36/54	3	2	12	18,810	19,742	19,742	20,725	22,011	22,011	22,983	22,104	22,642	22,642	23,640	
FWNB-16860-V-P	168 x 42/60	3	2	14	21,677	22,658	22,658	23,694	25,050	25,050	26,072	25,146	25,713	25,713	26,764	
FWNB-18060-V-P	180 x 42/60	3	2	14	22,596	23,577	23,577	24,614	25,969	25,969	26,992	26,065	26,632	26,632	27,683	
FWNB-19272-V-P	192 x 54/72	3	4	18	30,761	31,803	31,803	32,902	32,872	32,872	34,456	33,005	33,957	33,957	35,584	
FWNB-20472-V-P	204 x 54/72	3	4	18	33,373	34,456	34,456	35,601	35,570	35,570	37,217	35,707	36,699	36,699	38,392	
FWNB-21672-V-P	216 x 54/72	3	4	20	35,583	36,692	36,692	37,864	37,833	37,833	39,520	37,973	38,989	38,989	40,724	
FWNB-22872-V-P	228 x 54/72	3	4	20	37,330	38,451	38,451	39,634	39,603	39,603	41,306	39,744	40,770	40,770	42,521	
FWNB-24072-V-P	240 x 54/72	3	4	20	39,178	40,310	40,310	41,508	41,476	41,476	43,198	41,619	42,656	42,656	44,427	

BOAT TABLES	MODEL #	L x W	BASE QTY	TOP SECTIONS	SEATING CAPACITY	T-BASE		HOOP BASE		PANEL BASE		FOUR POST BASE	
						Metal	-TB	Metal	Veneer	Painted	Veneer	Painted	Veneer
FWNB-7240-V-P	72 x 32/40	2	1	6	5,811	-	-	5,344	5,805	6,468	6,889		
FWNB-7840-V-P	78 x 32/40	2	1	6	6,415	-	-	5,914	6,409	7,117	7,567		
FWNB-8444-V-P	84 x 32/44	2	1	8	7,084	-	-	6,566	7,078	7,811	8,276		
FWNB-9044-V-P	90 x 32/44	2	1	8	7,687	-	-	7,143	7,681	8,452	8,941		
FWNB-9648-V-P	96 x 36/48	2	1	8	8,213	9,467	12,174	7,668	8,206	8,977	9,467		
FWNB-10248-V-P	102 x 36/48	2	1	8	8,936	10,260	13,118	8,362	8,930	9,743	10,260		
FWNB-10848-V-P	108 x 36/48	2	1	10	9,205	10,529	13,386	8,630	9,197	10,012	10,529		
FWNB-11450-V-P	114 x 36/50	2	1	10	10,614	12,068	15,210	9,982	10,605	11,501	12,068		
FWNB-12050-V-P	120 x 36/50	2	1	10	10,918	12,373	15,516	10,287	10,911	11,806	12,373		
FWNB-13254-V-P	132 x 36/54	2	2	10	12,492	14,007	17,280	11,834	12,483	13,416	14,007		
FWNB-14454-V-P	144 x 36/54	2	2	12	13,696	15,273	18,677	13,012	13,688	14,657	15,273		
FWNB-15654-V-P	156 x 36/54	3	2	12	17,353	19,742	24,899	16,316	17,339	18,810	19,742		
FWNB-16860-V-P	168 x 42/60	3	2	14	20,142	22,658	28,091	19,051	20,128	21,677	22,658		
FWNB-18060-V-P	180 x 42/60	3	2	14	21,062	23,577	29,010	19,970	21,048	22,596	23,577		
FWNB-19272-V-P	192 x 54/72	3	4	18	-	31,803	36,626	27,976	29,120	30,761	31,803		
FWNB-20472-V-P	204 x 54/72	3	4	18	-	34,456	39,475	30,475	31,665	33,373	34,456		
FWNB-21672-V-P	216 x 54/72	3	4	20	-	36,692	41,834	32,613	33,832	35,583	36,692		
FWNB-22872-V-P	228 x 54/72	3	4	20	-	38,451	43,641	34,332	35,564	37,330	38,451		
FWNB-24072-V-P	240 x 54/72	3	4	20	-	40,310	45,560	36,147	37,391	39,178	40,310		



INSET LAMINATE TOP WITH HARDWOOD EDGE


BASE OPTIONS	CODE	PRICE	NOTES
Metal Trim Finish Options:			
Powder Coat	No Code	No Charge	Tapered and Rounded Rectangle Bases are standard with a metal trim detail in either Powder Coat or Clear Anodized. Other finishes available at an upcharge.
Clear Anodized	-CA	No Charge	
GoldMatt Anodized	-GMA	\$941	
Antique Brass Anodized	-ABA	\$941	
Light Bronze Anodized	-LBA	\$471	
High Polish Finish	-HPF	\$554	
Upholstered Base Option:			
		-COM	-A -B -C -D -E -F -G
Upholstered Base, 44", 48", 50" Wide Tables	-UPH-48	\$1,045	\$1,359 \$1,463 \$1,568 \$1,672 \$2,404 \$2,822 \$3,031
Upholstered Base, 54" Wide Table	-UPH-54	\$1,045	\$1,411 \$1,516 \$1,550 \$1,725 \$2,508 \$2,926 \$3,135
Upholstered Base, 60" Wide Table	-UPH-60	\$1,045	\$1,463 \$1,568 \$1,672 \$1,777 \$2,717 \$3,135 \$3,344
Upholstered Base, 72" Wide Table	-UPH-72	\$1,045	\$1,672 \$1,777 \$1,881 \$1,986 \$3,658 \$4,076 \$4,285
Acrylic Base Option:			
Acrylic, 44", 48", 50" Wide Tables	-ACR-48	\$2,000	Acrylic option applied to end/inner panels of Tapered Bases only.
Acrylic, 54" Wide Table	-ACR-54	\$2,400	
Acrylic, 60" Wide Table	-ACR-60	\$2,600	
Acrylic, 72" Wide Table	-ACR-72	\$3,100	
Paint Option:			
Veneer Rounded Rectangle Base Inner Shell	-PVRR	DEDUCT \$471	Paint option on Veneer Rounded Rectangle Base Inner Shell
Laminate Rounded Rectangle Base Inner Shell	-PLRR	No Charge	Paint option on Laminate Rounded Rectangle Base Inner Shell
Fenix Tapered Base End/Inner Panels	-PFTP	DEDUCT \$471	Paint option on Fenix Tapered Base End/Inner Panels
Veneer Tapered Base End/Inner Panels	-PVTP	DEDUCT \$471	Paint option on Veneer Tapered Base End/Inner Panels
Laminate Tapered Base End/Inner Panels	-PLTP	No Charge	Paint option on Laminate Tapered Base End/Inner Panels
Remove Center Column for Four Post Base Options:			
If -P4 base is selected	-4COLP	DEDUCT \$903	Available on tables 96" and shorter only
If -V4 base is selected	-4COLV	DEDUCT \$1,392	
Center Column Base Finish Options:			
Painted Center Column Base*	-CRP	No Charge	To replace existing middle base (Hoop Base and T-Base only)
Veneer Center Column Base*	-CRV	No Charge	
Polished Chrome Finish Options:			
Polished Chrome Four Post Base	-PCFB	\$2,768	*When specifying -CRV or -CRP in conjunction with a Polished Chrome finish on Hoop Base or T-Base tables with 3 bases, use the upcharge code and pricing for 2 base tables (-PCHP2 or -PCTB2).
Polished Chrome Hoop Base (2 base tables)	-PCHP2	\$2,768	
Polished Chrome Hoop Base (3 base tables)	-PCHP3	\$4,149	
Polished Chrome T-Base (2 base tables)	-PCTB2	\$2,768	
Polished Chrome T-Base (3 base tables)	-PCTB3	\$4,149	
T-Base Combination Finish (2 base tables)	-PCCBF2	\$1,694	
T-Base Combination Finish (3 base tables)	-PCCBF3	\$2,542	
TOP OPTIONS			
Multi-Section Tops:			
102", 108", 114" and 120" one-piece tops split into two sections	Specify -2	\$824	Power Matrix (center of table location only) cannot be specified when this option is selected
204", 216", 228" or 240" two-piece tops split into four sections	Specify -4	\$1,642	
POWER OPTIONS			
Low Profile Perimeter Power Option:			See page 29 for location information
72"-132" Tables	-LPP6C	\$6,532	(10) simplex outlets, (10) USB-A+C ports, (4) Modular AV Inserts/Plates
144"-156" Tables	-LPP8C	\$9,144	(14) simplex outlets, (14) USB-A+C ports, (4) Modular AV Inserts/Plates
168"-240" Tables	-LPP10C	\$12,436	(18) simplex outlets, (18) USB-A+C ports, (4) Modular AV Inserts/Plates
For USB-C+C	Add -USB-DualC	No Charge	Replaces USB-A+C ports
Field-Wired Option:			
72"-132" Tables	Add -FW	DEDUCT \$1,945	Some local electrical codes may require hardwiring of components and may not allow the use of standard modular power systems. A junction box will be provided when ordering the -FW option
144"-156" Tables	Add -FW	DEDUCT \$2,378	
168"-240" Tables	Add -FW	DEDUCT \$2,913	
Other Power and Data Options:		See pages 204-213	





INSET LAMINATE TOP WITH HARDWOOD EDGE

EDGE PROFILE



Reverse Flow Edge

GENERAL INFORMATION

- Tops are 1-1/8" thick with 3/16" deep hardwood edge band
- Seating capacity based on 27" per person
- Overall table height 29.5"
- Four Post Base includes a 12"x24" center column for wire management. Center column may be removed from tables 96" and shorter with options -4COLP or -4COLV above. On tables over 96", the center column is required for support.
- T-Base combination finish includes a Polished Chrome foot and Powder Coat vertical column
- Beam finish will match Metal Finish selection. If no Metal Finish is selected, beams will be Foil.
- If Polished Chrome Finish is specified on the T-Base or Hoop Base, the beams will be Foil. If Polished Chrome Finish is specified on the Four Post Base, the beams will be Clear Anodized.
- Tables with three Hoop or T-Bases will default to the same base style for all three bases. An alternate Center Column Base may also be specified above.
- One wire manager included with the Hoop Base table (regardless of table size). Can be adhered to the leg and will default to the finish of the leg. Wire manager on veneer Hoop Bases will be veneered to match the base veneer option. If additional wire management channels are required, they can be purchased separately at the end of the price list.
- Rectangle, Expandable Rectangle, Tapered, Rounded Rectangle, Metal T-Base, Panel, Island, and Center Column bases include a removable access panel
- Tapered and Rounded Rectangle bases standard with a metal trim detail
- Veneer Hoop Base finish will match Top veneer finish
- Veneer base will default to flat-cut (non-plank) clear coat walnut and remain in vertical slip-match lay-up. Clear coat finish captures color variation to complement the variation of the plank door style.
- Upholstery option is applied on the Rounded Rectangle outer base shell or Tapered Base end panel. For COM fabrics, yardage requirement is 1 yard per base.
- Center Wire Chase available on two base tables for more robust wire management needs. See page 213.
- On Tapered base tables with center bases, the center base will default to the finish selections specified for the end bases. Metal finish on center bases will default to the finish selection on the end base.
- On Rounded Rectangle base tables with center bases, both sides of the center base will default to the finish selection specified for the inner shell of the end bases. Metal finish on center base will default to finish selection specified for end base.
- If a powder coat finish is not selected for the Low Profile Perimeter Power, the finish will match the beam metal finish (Foil is the default when Clear Anodized is selected)

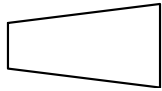
REQUIRED INFORMATION (ORDER CANNOT BE ENTERED WITHOUT THIS INFORMATION)

See appendix pages vi-xii for surface material options.

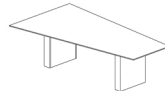
- Choose Veneer Finish
- Choose Laminate Finish, if Laminate base specified
- Choose Fenix Finish, if Fenix base specified
- Choose Paint Finish, if Painted base or paint option specified
- Choose Metal Finish. Clear Anodized (-CA), GoldMatt Anodized (-GMA), Antique Brass Anodized (-ABA) and Light Bronze Anodized (-LBA) not available on T-Base or Hoop Base.
- Choose Powder Coat Finish, if Low Profile Perimeter Power is selected
- Choose Metal Finish for base trim detail, if Tapered or Rounded Rectangle Bases specified
- Choose Upholstery, if Upholstery Base Option specified
- Choose Acrylic Finish, if Acrylic Base Option specified



INSET LAMINATE TOP WITH HARDWOOD EDGE



SIGHT LINE TOP



Rectangle Base



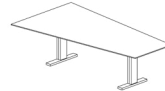
Expandable Rectangle Base



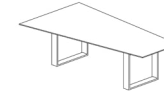
Tapered Base



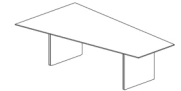
Rounded Rectangle Base



T-Base



Hoop Base



Panel Base

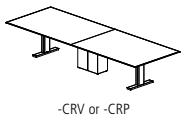
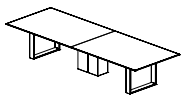
SIGHT LINE TABLES	MODEL #	L x W	BASE QTY	TOP SECTIONS	SEATING CAPACITY	RECTANGLE BASE		EXPANDABLE RECTANGLE BASE		TAPERED BASE			ROUNDED RECTANGLE BASE			
						Painted	Veneer	Painted	Veneer	Laminate	Painted	Veneer	Fenix	Laminate	Painted	Veneer
						-PR	-VR	-PX	-VX	-LTP	-PTP	-VTP	-FTP	-LRR	-PRR	-VRR
FWNA-7254-V-P	72 x 36/54	2	1	7	7,698	8,151	8,151	8,631	9,258	9,258	9,731	-	9,565	9,565	10,051	
FWNA-7856-V-P	78 x 36/56	2	1	7	9,086	9,597	9,597	10,138	10,843	10,843	11,376	-	11,189	11,189	11,736	
FWNA-8458-V-P	84 x 36/58	2	1	9	9,521	10,033	10,033	10,573	11,279	11,279	11,812	11,330	11,625	11,625	12,172	
FWNA-9060-V-P	90 x 36/60	2	1	9	10,496	11,033	11,033	11,602	12,344	12,344	12,905	12,398	12,708	12,708	13,284	
FWNA-9660-V-P	96 x 36/60	2	1	9	10,834	11,373	11,373	11,941	12,683	12,683	13,244	12,736	13,047	13,047	13,623	
FWNA-10260-V-P	102 x 36/60	2	1	9	11,794	12,362	12,362	12,961	13,746	13,746	14,337	13,801	14,129	14,129	14,738	
FWNA-10860-V-P	108 x 36/60	2	1	11	12,150	12,718	12,718	13,318	14,103	14,103	14,694	14,158	14,486	14,486	15,094	
FWNA-11460-V-P	114 x 36/60	2	1	11	13,167	13,764	13,764	14,397	15,222	15,222	15,844	15,280	15,625	15,625	16,266	
FWNA-12066-V-P	120 x 36/66	2	2	11	17,009	17,643	17,643	18,312	19,188	19,188	19,848	19,250	19,616	19,616	20,294	
FWNA-13268-V-P	132 x 36/68	2	3	11	19,102	19,762	19,762	20,460	21,372	21,372	22,060	21,437	21,818	21,818	22,525	
FWNA-14470-V-P	144 x 36/70	2	3	13	21,365	22,052	22,052	22,778	23,726	23,726	24,441	23,793	24,190	24,190	24,925	
FWNA-15672-V-P	156 x 36/72	3	3	13	26,834	27,875	27,875	28,974	30,412	30,412	31,496	30,514	31,115	31,115	32,229	
FWNA-16876-V-P	168 x 36/76	3	3	15	28,176	29,187	29,187	30,255	31,650	31,650	32,704	31,750	32,334	32,334	33,417	
FWNA-18078-V-P	180 x 36/78	3	3	15	29,955	30,966	30,966	32,034	33,430	33,430	34,484	33,530	34,113	34,113	35,196	
FWNA-19278-V-P	192 x 36/78	3	4	17	31,316	32,327	32,327	33,395	33,367	33,367	34,905	33,495	34,420	34,420	36,001	
FWNA-20478-V-P	204 x 36/78	3	4	17	34,004	35,057	35,057	36,168	36,139	36,139	37,739	36,272	37,235	37,235	38,881	
FWNA-21678-V-P	216 x 36/78	3	4	19	36,286	37,363	37,363	38,502	38,471	38,471	40,111	38,608	39,595	39,595	41,280	
FWNA-22878-V-P	228 x 36/78	3	4	19	38,096	39,184	39,184	40,333	40,303	40,303	41,958	40,441	41,437	41,437	43,138	
FWNA-24078-V-P	240 x 36/78	3	4	19	40,009	41,109	41,109	42,272	42,241	42,241	43,915	42,380	43,387	43,387	45,108	

SIGHT LINE TABLES	MODEL #	L x W	BASE QTY	TOP SECTIONS	SEATING CAPACITY	T-BASE		HOOP BASE		PANEL BASE	
						Metal	Veneer	Metal	Veneer	Painted	Veneer
						-TB	-HP	-VHP	-PP	-VP	
FWNA-7254-V-P	72 x 36/54	2	1	7	6,987	8,151	10,665	6,482	6,981		
FWNA-7856-V-P	78 x 36/56	2	1	7	8,286	9,597	12,428	7,716	8,279		
FWNA-8458-V-P	84 x 36/58	2	1	9	8,722	10,033	12,864	8,153	8,714		
FWNA-9060-V-P	90 x 36/60	2	1	9	9,655	11,033	14,012	9,055	9,647		
FWNA-9660-V-P	96 x 36/60	2	1	9	9,993	11,373	14,350	9,395	9,985		
FWNA-10260-V-P	102 x 36/60	2	1	9	10,906	12,362	15,505	10,274	10,898		
FWNA-10860-V-P	108 x 36/60	2	1	11	11,263	12,718	15,862	10,631	11,255		
FWNA-11460-V-P	114 x 36/60	2	1	11	12,233	13,764	17,074	11,567	12,224		
FWNA-12066-V-P	120 x 36/66	2	2	11	16,017	17,643	21,152	15,311	16,008		
FWNA-13268-V-P	132 x 36/68	2	3	11	18,069	19,762	23,418	17,334	18,059		
FWNA-14470-V-P	144 x 36/70	2	3	13	-	22,052	25,854	19,527	20,281		
FWNA-15672-V-P	156 x 36/72	3	3	13	-	27,875	32,698	24,049	25,192		
FWNA-16876-V-P	168 x 36/76	3	3	15	-	29,187	33,872	25,469	26,581		
FWNA-18078-V-P	180 x 36/78	3	3	15	-	30,966	35,652	27,249	28,360		
FWNA-19278-V-P	192 x 36/78	3	4	17	-	32,327	37,012	28,610	29,721		
FWNA-20478-V-P	204 x 36/78	3	4	17	-	35,057	39,932	31,189	32,345		
FWNA-21678-V-P	216 x 36/78	3	4	19	-	37,363	42,358	33,401	34,586		
FWNA-22878-V-P	228 x 36/78	3	4	19	-	39,184	44,226	35,184	36,379		
FWNA-24078-V-P	240 x 36/78	3	4	19	-	41,109	46,209	37,064	38,273		



INSET LAMINATE TOP WITH HARDWOOD EDGE


BASE OPTIONS	CODE	PRICE	NOTES
Metal Trim Finish Options:			
Powder Coat	No Code	No Charge	Tapered and Rounded Rectangle Bases are standard with a metal trim detail in either Powder Coat or Clear Anodized. Other finishes available at an upcharge.
Clear Anodized	-CA	No Charge	
GoldMatt Anodized	-GMA	\$941	
Antique Brass Anodized	-ABA	\$941	
Light Bronze Anodized	-LBA	\$471	
High Polish Finish	-HPF	\$554	
Upholstered Base Option:			
		-COM	-A -B -C -D -E -F -G
Upholstered Base, 54", 56", 58" Wide Tables	-UPH-48	\$1,045	\$1,359 \$1,463 \$1,568 \$1,672 \$2,404 \$2,822 \$3,031
Upholstered Base, 60" Wide Table	-UPH-54	\$1,045	\$1,411 \$1,516 \$1,550 \$1,725 \$2,508 \$2,926 \$3,135
Upholstered Base, 66", 68" Wide Tables	-UPH-60	\$1,045	\$1,463 \$1,568 \$1,672 \$1,777 \$2,717 \$3,135 \$3,344
Upholstered Base, 70", 72" Wide Tables	-UPH-66	\$1,045	\$1,568 \$1,672 \$1,777 \$1,881 \$3,135 \$3,553 \$3,762
Upholstered Base, 76", 78" Wide Tables	-UPH-72	\$1,045	\$1,672 \$1,777 \$1,881 \$1,986 \$3,658 \$4,076 \$4,285
Acrylic Base Option:			
Acrylic, 54", 56", 58" Wide Tables	-ACR-48	\$2,000	Acrylic option applied to end/inner panels of Tapered Bases only.
Acrylic, 60" Wide Table	-ACR-54	\$2,400	
Acrylic, 66", 68" Wide Tables	-ACR-60	\$2,600	
Acrylic, 70", 72" Wide Tables	-ACR-66	\$2,800	
Acrylic, 76", 78" Wide Tables	-ACR-72	\$3,100	
Paint Option:			
Veneer Rounded Rectangle Base Inner Shell	-PVRR	DEDUCT \$471	Paint option on Veneer Rounded Rectangle Base Inner Shell
Laminate Rounded Rectangle Base Inner Shell	-PLRR	No Charge	Paint option on Laminate Rounded Rectangle Base Inner Shell
Fenix Tapered Base End/Inner Panels	-PFTP	DEDUCT \$471	Paint option on Fenix Tapered Base End/Inner Panels
Veneer Tapered Base End/Inner Panels	-PVTP	DEDUCT \$471	Paint option on Veneer Tapered Base End/Inner Panels
Laminate Tapered Base End/Inner Panels	-PLTP	No Charge	Paint option on Laminate Tapered Base End/Inner Panels
Center Column Base Finish Options:			
Painted Center Column Base*	-CRP	No Charge	To replace existing middle base (Hoop Base and T-Base only)
Veneer Center Column Base*	-CRV	No Charge	
Polished Chrome Finish Options:			
Polished Chrome Hoop Base (2 base tables)	-PCHP2	\$2,768	*When specifying -CRV or -CRP in conjunction with a Polished Chrome finish on Hoop Base or T-Base tables with 3 bases, use the upcharge code and pricing for 2 base tables (-PCHP2 or -PCTB2).
Polished Chrome Hoop Base (3 base tables)	-PCHP3	\$4,149	
Polished Chrome T-Base (2 base tables)	-PCTB2	\$2,768	
Polished Chrome T-Base (3 base tables)	-PCTB3	\$4,149	
T-Base Combination Finish (2 base tables)	-PCCBF2	\$1,694	
T-Base Combination Finish (3 base tables)	-PCCBF3	\$2,542	
TOP OPTIONS			
Multi-Section Tops:			
102", 108", 114" and 120" one-piece tops split into two sections	Specify -2	\$824	Power Matrix (center of table location only) cannot be specified when this option is selected
POWER OPTIONS			
Low Profile Perimeter Power Option:			
72"-132" Tables	-LPP6C	\$6,532	See page 29 for location information (10) simplex outlets, (10) USB-A+C ports, (4) Modular AV Inserts/Plates (14) simplex outlets, (14) USB-A+C ports, (4) Modular AV Inserts/Plates (18) simplex outlets, (18) USB-A+C ports, (4) Modular AV Inserts/Plates Replaces USB-A+C ports
144"-156" Tables	-LPP8C	\$9,144	
168"-240" Tables	-LPP10C	\$12,436	
For USB-C+C	Add -USB-DualC	No Charge	
Field-Wired Option:			
72"-132" Tables	Add -FW	DEDUCT \$1,945	Some local electrical codes may require hardwiring of components and may not allow the use of standard modular power systems. A junction box will be provided when ordering the -FW option
144"-156" Tables	Add -FW	DEDUCT \$2,378	
168"-240" Tables	Add -FW	DEDUCT \$2,913	
Other Power and Data Options: See pages 204-213			





INSET LAMINATE TOP WITH HARDWOOD EDGE

EDGE PROFILE



Reverse Flow Edge

GENERAL INFORMATION

- Tops are 1-1/8"-thick with 3/16"-deep hardwood edge band
- Seating capacity based on 27" per person
- Overall table height 29.5"
- T-Base combination finish includes a Polished Chrome foot and Powder Coat vertical column
- Beam finish will match Metal Finish selection. If no Metal Finish is selected, beams will be Foil.
- If Polished Chrome Finish is specified on the T-Base or Hoop Base, the beams will be Foil.
- Tables with three Hoop or T-Bases will default to the same base style for all three bases. An alternate Center Column Base may also be specified above.
- One wire manager included with the Hoop Base table (regardless of table size). Can be adhered to the leg and will default to the finish of the leg. Wire manager on veneer Hoop Bases will be veneered to match the base veneer option. If additional wire management channels are required, they can be purchased separately at the end of the price list.
- Rectangle, Expandable Rectangle, Tapered, Rounded Rectangle, Metal T-Base, Panel, Island, and Center Column bases include a removable access panel
- Tapered and Rounded Rectangle bases standard with a metal trim detail
- Veneer Hoop Base finish will match Top veneer finish
- Upholstery option is applied on the Rounded Rectangle outer base shell or Tapered Base end panel. For COM fabrics, yardage requirement is 1 yard per base.
- Center Wire Chase available on two base tables for more robust wire management needs. See page 213.
- On Tapered base tables with center bases, the center base will default to the finish selections specified for the end bases. Metal finish on center bases will default to the finish selection on the end base.
- On Rounded Rectangle base tables with center bases, both sides of the center base will default to the finish selection specified for the inner shell of the end bases. Metal finish on center base will default to finish selection specified for end base.
- If a powder coat finish is not selected for the Low Profile Perimeter Power, the finish will match the beam metal finish (Foil is the default when Clear Anodized is selected)
- Low Profile Perimeter Power option is not available on tables with Panel (-PP & -VP) and Hoop (-HP & -VHP) bases


REQUIRED INFORMATION (ORDER CANNOT BE ENTERED WITHOUT THIS INFORMATION)

See appendix pages vi-xii for surface material options.

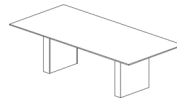
- Choose Veneer Finish
- Choose Laminate Finish, if Laminate base specified
- Choose Fenix Finish, if Fenix base specified
- Choose Paint Finish, if Painted base or paint option specified
- Choose Metal Finish. Clear Anodized (-CA), GoldMatt Anodized (-GMA), Antique Brass Anodized (-ABA) and Light Bronze Anodized (-LBA) not available on T-Base or Hoop Base.
- Choose Powder Coat Finish, if Low Profile Perimeter Power is selected
- Choose Metal Finish for base trim detail, if Tapered or Rounded Rectangle Bases specified
- Choose Upholstery, if Upholstery Base Option specified
- Choose Acrylic Finish, if Acrylic Base Option specified



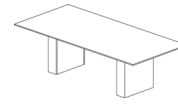
LAMINATE TOP WITH SQUARE EDGE



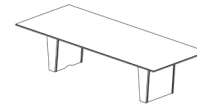
RECTANGLE TOP



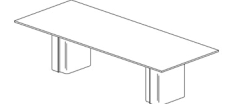
Rectangle Base



Expandable Rectangle Base



Tapered Base




Rounded Rectangle Base

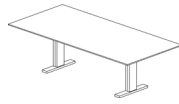
RECTANGLE TABLES					RECTANGLE BASE	EXPANDABLE RECTANGLE BASE	TAPERED BASE		ROUNDED RECTANGLE BASE	
					Painted	Painted	Laminate	Painted	Laminate	Painted
MODEL #	L x W	BASE QTY	TOP SECTIONS	SEATING CAPACITY	-PR	-PX	-LTP	-PTP	-LRR	-PRR
FWNT-7236-PE	72 x 36	2	1	6	5,731	6,140	-	-	-	-
FWNT-7242-PE	72 x 42	2	1	6	6,491	6,936	-	-	-	-
FWNT-7842-PE	78 x 42	2	1	6	7,138	7,614	-	-	-	-
FWNT-8442-PE	84 x 42	2	1	8	7,334	7,810	-	-	-	-
FWNT-8448-PE	84 x 48	2	1	8	7,920	8,412	9,611	9,611	9,944	9,944
FWNT-9042-PE	90 x 42	2	1	8	7,920	8,421	-	-	-	-
FWNT-9048-PE	90 x 48	2	1	8	8,569	9,087	10,348	10,348	10,698	10,698
FWNT-9642-PE	96 x 42	2	1	8	8,127	8,627	-	-	-	-
FWNT-9648-PE	96 x 48	2	1	8	8,808	9,326	10,587	10,587	10,937	10,937
FWNT-10242-PE	102 x 42	2	1	8	8,796	9,324	-	-	-	-
FWNT-10248-PE	102 x 48	2	1	8	9,548	10,095	11,426	11,426	11,795	11,795
FWNT-10842-PE	108 x 42	2	1	10	9,013	9,542	-	-	-	-
FWNT-10848-PE	108 x 48	2	1	10	9,800	10,347	11,678	11,678	12,047	12,047
FWNT-10854-PE	108 x 54	2	1	12	10,733	11,304	12,694	12,694	13,080	13,080
FWNT-11442-PE	114 x 42	2	1	10	9,717	10,273	-	-	-	-
FWNT-11448-PE	114 x 48	2	1	10	10,581	11,156	12,557	12,557	12,946	12,946
FWNT-11454-PE	114 x 54	2	1	12	11,604	12,204	13,668	13,668	14,074	14,074
FWNT-12042-PE	120 x 42	2	1	10	9,945	10,501	-	-	-	-
FWNT-12048-PE	120 x 48	2	1	10	10,846	11,421	12,822	12,822	13,211	13,211
FWNT-12054-PE	120 x 54	2	1	12	11,909	12,509	13,973	13,973	14,379	14,379
FWNT-13248-PE	132 x 48	2	2	10	11,849	12,448	13,907	13,907	14,312	14,312
FWNT-13254-PE	132 x 54	2	2	12	13,041	13,667	15,192	15,192	15,615	15,615
FWNT-14448-PE	144 x 48	2	2	12	12,897	13,520	15,038	15,038	15,459	15,459
FWNT-14454-PE	144 x 54	2	2	14	14,225	14,876	16,462	16,462	16,902	16,902
FWNT-14460-PE	144 x 60	2	2	14	15,778	16,463	18,133	18,133	18,597	18,597
FWNT-15648-PE	156 x 48	3	2	14	16,939	17,883	20,184	20,184	20,822	20,822
FWNT-15654-PE	156 x 54	3	2	14	18,520	19,506	21,908	21,908	22,575	22,575
FWNT-15660-PE	156 x 60	3	2	14	20,377	21,415	23,946	23,946	24,648	24,648
FWNT-16854-PE	168 x 54	3	2	16	19,284	20,271	22,673	22,673	23,340	23,340
FWNT-16860-PE	168 x 60	3	2	16	21,249	22,287	24,818	24,818	25,520	25,520
FWNT-18054-PE	180 x 54	3	2	16	20,049	21,035	23,438	23,438	24,105	24,105
FWNT-18060-PE	180 x 60	3	2	16	22,121	23,159	25,690	25,690	26,392	26,392
FWNT-19254-PE	192 x 54	3	2	18	20,814	21,800	24,064	24,064	24,911	24,911
FWNT-19260-PE	192 x 60	3	2	18	22,994	24,032	26,417	26,417	27,309	27,309
FWNT-19266-PE	192 x 66	3	4	18	28,211	29,313	31,841	31,841	32,788	32,788
FWNT-19272-PE	192 x 72	3	4	18	29,555	30,657	31,789	31,789	32,937	32,937
FWNT-20454-PE	204 x 54	3	2	18	22,455	23,481	25,837	25,837	26,718	26,718
FWNT-20460-PE	204 x 60	3	2	18	24,835	25,916	28,397	28,397	29,325	29,325
FWNT-20466-PE	204 x 66	3	4	18	30,541	31,687	34,318	34,318	35,303	35,303
FWNT-20472-PE	204 x 72	3	4	18	32,028	33,174	34,353	34,353	35,547	35,547
FWNT-21654-PE	216 x 54	3	2	20	23,818	24,869	27,282	27,282	28,185	28,185
FWNT-21660-PE	216 x 60	3	2	20	26,371	27,478	30,020	30,020	30,971	30,971
FWNT-21666-PE	216 x 66	3	4	20	32,500	33,674	36,370	36,370	37,378	37,378
FWNT-21672-PE	216 x 72	3	4	20	34,112	35,286	36,493	36,493	37,717	37,717
FWNT-22854-PE	228 x 54	3	2	20	24,867	25,928	28,365	28,365	29,276	29,276
FWNT-22860-PE	228 x 60	3	2	20	27,561	28,678	31,244	31,244	32,204	32,204
FWNT-22866-PE	228 x 66	3	4	20	34,034	35,220	37,941	37,941	38,959	38,959
FWNT-22872-PE	228 x 72	3	4	20	35,752	36,938	38,157	38,157	39,392	39,392
FWNT-24054-PE	240 x 54	3	2	20	25,981	27,054	29,518	29,518	30,440	30,440
FWNT-24060-PE	240 x 60	3	2	20	28,822	29,953	32,547	32,547	33,518	33,518
FWNT-24066-PE	240 x 66	3	4	20	35,660	36,858	39,610	39,610	40,640	40,640
FWNT-24072-PE	240 x 72	3	4	20	37,489	38,687	39,920	39,920	41,169	41,169



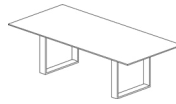
LAMINATE TOP WITH SQUARE EDGE



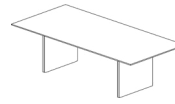
RECTANGLE TOP



T-Base



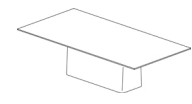
Hoop Base



Panel Base



Four Post Base



Island Base

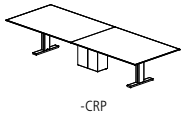
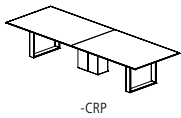
RECTANGLE TABLES

MODEL #	L x W	BASE QTY	TOP SECTIONS	SEATING CAPACITY	T-BASE	HOOP BASE	PANEL BASE	FOUR POST BASE	ISLAND BASE
					Metal	Metal	Painted	Painted	Painted
					-TB	-HP	-PP	-P4	-PN
FWNT-7236-PE	72 x 36	2	1	6	5,092	-	-	5,731	-
FWNT-7242-PE	72 x 42	2	1	6	5,796	-	-	6,491	-
FWNT-7842-PE	78 x 42	2	1	6	6,395	-	-	7,138	-
FWNT-8442-PE	84 x 42	2	1	8	6,590	-	-	7,334	-
FWNT-8448-PE	84 x 48	2	1	8	7,151	8,412	6,603	7,920	-
FWNT-9042-PE	90 x 42	2	1	8	7,138	-	-	7,920	-
FWNT-9048-PE	90 x 48	2	1	8	7,760	9,087	7,184	8,569	-
FWNT-9642-PE	96 x 42	2	1	8	7,345	-	-	8,127	-
FWNT-9648-PE	96 x 48	2	1	8	7,999	9,326	7,423	8,808	-
FWNT-10242-PE	102 x 42	2	1	8	7,970	-	-	8,796	-
FWNT-10248-PE	102 x 48	2	1	8	8,694	10,095	8,086	9,548	-
FWNT-10842-PE	108 x 42	2	1	10	8,188	-	-	9,013	-
FWNT-10848-PE	108 x 48	2	1	10	8,946	10,347	8,338	9,800	-
FWNT-10854-PE	108 x 54	2	1	12	9,841	11,304	9,206	10,733	12,127
FWNT-11442-PE	114 x 42	2	1	10	8,847	-	-	9,717	-
FWNT-11448-PE	114 x 48	2	1	10	9,682	11,156	9,042	10,581	-
FWNT-11454-PE	114 x 54	2	1	12	10,665	12,204	9,996	11,604	13,072
FWNT-12042-PE	120 x 42	2	1	10	9,076	-	-	9,945	-
FWNT-12048-PE	120 x 48	2	1	10	9,947	11,421	9,307	10,846	-
FWNT-12054-PE	120 x 54	2	1	12	10,969	12,509	10,301	11,909	13,376
FWNT-13248-PE	132 x 48	2	2	10	10,912	12,448	10,245	11,849	-
FWNT-13254-PE	132 x 54	2	2	12	12,063	13,667	11,367	13,041	14,570
FWNT-14448-PE	144 x 48	2	2	12	11,923	13,520	11,229	12,897	-
FWNT-14454-PE	144 x 54	2	2	14	13,208	14,876	12,484	14,225	15,815
FWNT-14460-PE	144 x 60	2	2	14	14,707	16,463	13,944	15,778	17,453
FWNT-15648-PE	156 x 48	3	2	14	15,463	17,883	14,413	16,939	-
FWNT-15654-PE	156 x 54	3	2	14	16,978	19,506	15,881	18,520	17,816
FWNT-15660-PE	156 x 60	3	2	14	18,753	21,415	17,597	20,377	19,636
FWNT-16854-PE	168 x 54	3	2	16	17,743	20,271	16,646	19,284	18,581
FWNT-16860-PE	168 x 60	3	2	16	19,625	22,287	18,470	21,249	20,508
FWNT-18054-PE	180 x 54	3	2	16	18,508	21,035	17,411	20,049	25,572
FWNT-18060-PE	180 x 60	3	2	16	20,497	23,159	19,342	22,121	27,938
FWNT-19254-PE	192 x 54	3	2	18	19,273	21,800	18,175	20,814	26,337
FWNT-19260-PE	192 x 60	3	2	18	21,370	24,032	20,215	22,994	28,811
FWNT-19266-PE	192 x 66	3	4	18	-	29,313	25,264	28,211	34,381
FWNT-19272-PE	192 x 72	3	4	18	-	30,657	26,608	29,555	35,725
FWNT-20454-PE	204 x 54	3	2	18	20,850	23,481	19,709	22,455	28,202
FWNT-20460-PE	204 x 60	3	2	18	23,146	25,916	21,943	24,835	30,888
FWNT-20466-PE	204 x 66	3	4	18	-	31,687	27,474	30,541	36,961
FWNT-20472-PE	204 x 72	3	4	18	-	33,174	28,961	32,028	38,448
FWNT-21654-PE	216 x 54	3	2	20	22,175	24,869	21,005	23,818	29,705
FWNT-21660-PE	216 x 60	3	2	20	24,640	27,478	23,408	26,371	32,571
FWNT-21666-PE	216 x 66	3	4	20	-	33,674	29,358	32,500	39,076
FWNT-21672-PE	216 x 72	3	4	20	-	35,286	30,970	34,112	40,688
FWNT-22854-PE	228 x 54	3	2	20	23,208	25,928	22,027	24,867	30,811
FWNT-22860-PE	228 x 60	3	2	20	25,813	28,678	24,570	27,561	33,820
FWNT-22866-PE	228 x 66	3	4	20	-	35,220	30,862	34,034	40,674
FWNT-22872-PE	228 x 72	3	4	20	-	36,938	32,580	35,752	42,392
FWNT-24054-PE	240 x 54	3	2	20	24,303	27,054	23,109	25,981	31,992
FWNT-24060-PE	240 x 60	3	2	20	27,055	29,953	25,798	28,822	35,153
FWNT-24066-PE	240 x 66	3	4	20	-	36,858	32,452	35,660	42,374
FWNT-24072-PE	240 x 72	3	4	20	-	38,687	34,281	37,489	44,203



LAMINATE TOP WITH SQUARE EDGE

BASE OPTIONS	CODE	PRICE	NOTES
Metal Trim Finish Options:			
Powder Coat	No Code	No Charge	Tapered and Rounded Rectangle Bases are standard with a metal trim detail in either Powder Coat or Clear Anodized. Other finishes available at an upcharge.
Clear Anodized	-CA	No Charge	
GoldMatt Anodized	-GMA	\$941	
Antique Brass Anodized	-ABA	\$941	
Light Bronze Anodized	-LBA	\$471	
High Polish Finish	-HPF	\$554	
Upholstered Base Option:			
		-COM	-A -B -C -D -E -F -G
Upholstered Base, 48" Wide Table	-UPH-48	\$1,045	\$1,359 \$1,463 \$1,568 \$1,672 \$2,404 \$2,822 \$3,031
Upholstered Base, 54" Wide Table	-UPH-54	\$1,045	\$1,411 \$1,516 \$1,550 \$1,725 \$2,508 \$2,926 \$3,135
Upholstered Base, 60" Wide Table	-UPH-60	\$1,045	\$1,463 \$1,568 \$1,672 \$1,777 \$2,717 \$3,135 \$3,344
Upholstered Base, 66" Wide Table	-UPH-66	\$1,045	\$1,568 \$1,672 \$1,777 \$1,881 \$3,135 \$3,553 \$3,762
Upholstered Base, 72" Wide Table	-UPH-72	\$1,045	\$1,672 \$1,777 \$1,881 \$1,986 \$3,658 \$4,076 \$4,285
Acrylic Base Option:			
Acrylic, 48" Wide Table	-ACR-48	\$2,000	Acrylic option applied to end/inner panels of Tapered Bases only.
Acrylic, 54" Wide Table	-ACR-54	\$2,400	
Acrylic, 60" Wide Table	-ACR-60	\$2,600	
Acrylic, 66" Wide Table	-ACR-66	\$2,800	
Acrylic, 72" Wide Table	-ACR-72	\$3,100	
Paint Option:			
Laminate Tapered Base End/Inner Panels	-PLTP	No Charge	Paint option on Laminated Tapered Base End/Inner Panels
Remove Center Column for Four Post Base Options:			
If -P4 base is selected	-4COLP	DEDUCT \$903	Available on tables 96" and shorter only
Center Column Base Finish Options:			
Painted Center Column Base*	-CRP	No Charge	To replace existing middle base (Hoop Base and T-Base only)
Polished Chrome Finish Options:			
Polished Chrome Four Post Base	-PCFB	\$2,768	*When specifying -CRV or -CRP in conjunction with a Polished Chrome finish on Hoop Base or T-Base tables with 3 bases, use the upcharge code and pricing for 2 base tables (-PCHP2 or -PCTB2).
Polished Chrome Hoop Base (2 base tables)	-PCHP2	\$2,768	
Polished Chrome Hoop Base (3 base tables)	-PCHP3	\$4,149	
Polished Chrome T-Base (2 base tables)	-PCTB2	\$2,768	
Polished Chrome T-Base (3 base tables)	-PCTB3	\$4,149	
T-Base Combination Finish (2 base tables)	-PCCBF2	\$1,694	
T-Base Combination Finish (3 base tables)	-PCCBF3	\$2,542	
TOP OPTIONS			
Multi-Section Tops:			
102", 108", 114" and 120" one-piece tops split into two sections	Specify -2	\$824	Power Matrix (center of table location only) cannot be specified when this option is selected
204", 216", 228" or 240" two-piece tops split into four sections	Specify -4	\$1,642	
POWER OPTIONS			
Low Profile Perimeter Power Option:			See page 29 for location information
72"-132" Tables	-LPP6C	\$6,532	(10) simplex outlets, (10) USB-A+C ports, (4) Modular AV Inserts/Plates
144"-156" Tables	-LPP8C	\$9,144	(14) simplex outlets, (14) USB-A+C ports, (4) Modular AV Inserts/Plates
168"-240" Tables	-LPP10C	\$12,436	(18) simplex outlets, (18) USB-A+C ports, (4) Modular AV Inserts/Plates
For USB-C+C	Add -USB-DualC	No Charge	Replaces USB-A+C ports
Field-Wired Option:			
72"-132" Tables	Add -FW	DEDUCT \$1,945	Some local electrical codes may require hardwiring of components and may not allow the use of standard modular power systems. A junction box will be provided when ordering the -FW option
144"-156" Tables	Add -FW	DEDUCT \$2,378	
168"-240" Tables	Add -FW	DEDUCT \$2,913	
Other Power and Data Options:		See pages 204-213	





LAMINATE TOP WITH SQUARE EDGE

EDGE PROFILE



Square Edge

GENERAL INFORMATION

- Tops are 1-1/8" -thick with 2mm edge
- Seating capacity based on 27" per person
- Overall table height 29.5"
- Four Post Base includes a 12"x24" center column for wire management. Center column may be removed from tables 96" and shorter with option -4COLP above. On tables over 96", the center column is required for support.
- T-Base combination finish includes a Polished Chrome foot and Powder Coat vertical column
- Beam finish will match Metal Finish selection. If no Metal Finish is selected, beams will be Foil.
- If Polished Chrome Finish is specified on the T-Base or Hoop Base, the beams will be Foil. If Polished Chrome Finish is specified on the Four Post Base, the beams will be Clear Anodized.
- Tables with three Hoop or T-Bases will default to the same base style for all three bases. An alternate Center Column Base may also be specified above.
- One wire manager included with the Hoop Base table (regardless of table size). Can be adhered to the leg and will default to the finish of the leg. If additional wire management channels are required, they can be purchased separately at the end of the price list.
- Rectangle, Expandable Rectangle, Tapered, Rounded Rectangle, Metal T-Base, Panel, Island, and Center Column bases include a removable access panel
- Tapered and Rounded Rectangle bases standard with a metal trim detail
- Upholstery option is applied on the Rounded Rectangle outer base shell or Tapered Base end panel. For COM fabrics, yardage requirement is 1 yard per base.
- Center Wire Chase available on two base tables for more robust wire management needs. See page 213.
- On Tapered base tables with center bases, the center base will default to the finish selections specified for the end bases. Metal finish on center bases will default to the finish selection on the end base.
- On Rounded Rectangle base tables with center bases, both sides of the center base will default to the finish selection specified for the inner shell of the end bases. Metal finish on center base will default to finish selection specified for end base.
- If a powder coat finish is not selected for the Low Profile Perimeter Power, the finish will match the beam metal finish (Foil is the default when Clear Anodized is selected)


REQUIRED INFORMATION (ORDER CANNOT BE ENTERED WITHOUT THIS INFORMATION)

See appendix pages vi-xii for surface material options.

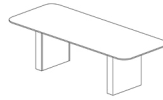
- Choose Laminate Finish
- Choose Edge Finish
- Choose Paint Finish, if Painted base or paint option specified
- Choose Metal Finish. Clear Anodized (-CA), GoldMatt Anodized (-GMA), Antique Brass Anodized (-ABA) and Light Bronze Anodized (-LBA) not available on T-Base or Hoop Base.
- Choose Powder Coat Finish, if Low Profile Perimeter Power is selected
- Choose Metal Finish for base trim detail, if Tapered or Rounded Rectangle Bases specified
- Choose Upholstery, if Upholstery Base Option specified
- Choose Acrylic Finish, if Acrylic Base Option specified



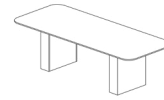
LAMINATE TOP WITH SQUARE EDGE



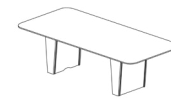
RADIUS RECTANGLE TOP



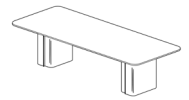
Rectangle Base



Expandable Rectangle Base



Tapered Base




Rounded Rectangle Base

RADIUS RECTANGLE TABLES					RECTANGLE BASE	EXPANDABLE RECTANGLE BASE	TAPERED BASE		ROUNDED RECTANGLE BASE	
MODEL #	L x W	BASE QTY	TOP SECTIONS	SEATING CAPACITY	Painted	Painted	Laminate	Painted	Laminate	Painted
					-PR	-PX	-LTP	-PTP	-LRR	-PRR
FWNC-7236-PE	72 x 36	2	1	6	5,731	6,140	-	-	-	-
FWNC-7242-PE	72 x 42	2	1	6	6,491	6,936	-	-	-	-
FWNC-7842-PE	78 x 42	2	1	6	7,138	7,614	-	-	-	-
FWNC-8442-PE	84 x 42	2	1	8	7,334	7,810	-	-	-	-
FWNC-8448-PE	84 x 48	2	1	8	7,920	8,412	9,611	9,611	9,944	9,944
FWNC-9042-PE	90 x 42	2	1	8	7,920	8,421	-	-	-	-
FWNC-9048-PE	90 x 48	2	1	8	8,569	9,087	10,348	10,348	10,698	10,698
FWNC-9642-PE	96 x 42	2	1	8	8,127	8,627	-	-	-	-
FWNC-9648-PE	96 x 48	2	1	8	8,808	9,326	10,587	10,587	10,937	10,937
FWNC-10242-PE	102 x 42	2	1	8	8,796	9,324	-	-	-	-
FWNC-10248-PE	102 x 48	2	1	8	9,548	10,095	11,426	11,426	11,795	11,795
FWNC-10842-PE	108 x 42	2	1	10	9,013	9,542	-	-	-	-
FWNC-10848-PE	108 x 48	2	1	10	9,800	10,347	11,678	11,678	12,047	12,047
FWNC-10854-PE	108 x 54	2	1	12	10,733	11,304	12,694	12,694	13,080	13,080
FWNC-11442-PE	114 x 42	2	1	10	9,717	10,273	-	-	-	-
FWNC-11448-PE	114 x 48	2	1	10	10,581	11,156	12,557	12,557	12,946	12,946
FWNC-11454-PE	114 x 54	2	1	12	11,604	12,204	13,668	13,668	14,074	14,074
FWNC-12042-PE	120 x 42	2	1	10	9,945	10,501	-	-	-	-
FWNC-12048-PE	120 x 48	2	1	10	10,846	11,421	12,822	12,822	13,211	13,211
FWNC-12054-PE	120 x 54	2	1	12	11,909	12,509	13,973	13,973	14,379	14,379
FWNC-13248-PE	132 x 48	2	2	10	11,849	12,448	13,907	13,907	14,312	14,312
FWNC-13254-PE	132 x 54	2	2	12	13,041	13,667	15,192	15,192	15,615	15,615
FWNC-14448-PE	144 x 48	2	2	12	12,897	13,520	15,038	15,038	15,459	15,459
FWNC-14454-PE	144 x 54	2	2	14	14,225	14,876	16,462	16,462	16,902	16,902
FWNC-14460-PE	144 x 60	2	2	14	15,778	16,463	18,133	18,133	18,597	18,597
FWNC-15648-PE	156 x 48	3	2	14	16,939	17,883	20,184	20,184	20,822	20,822
FWNC-15654-PE	156 x 54	3	2	14	18,520	19,506	21,908	21,908	22,575	22,575
FWNC-15660-PE	156 x 60	3	2	14	20,377	21,415	23,946	23,946	24,648	24,648
FWNC-16854-PE	168 x 54	3	2	16	19,284	20,271	22,673	22,673	23,340	23,340
FWNC-16860-PE	168 x 60	3	2	16	21,249	22,287	24,818	24,818	25,520	25,520
FWNC-18054-PE	180 x 54	3	2	16	20,049	21,035	23,438	23,438	24,105	24,105
FWNC-18060-PE	180 x 60	3	2	16	22,121	23,159	25,690	25,690	26,392	26,392
FWNC-19254-PE	192 x 54	3	2	18	20,814	21,800	24,064	24,064	24,911	24,911
FWNC-19260-PE	192 x 60	3	2	18	22,994	24,032	26,417	26,417	27,309	27,309
FWNC-19266-PE	192 x 66	3	4	18	28,211	29,313	31,841	31,841	32,788	32,788
FWNC-19272-PE	192 x 72	3	4	18	29,555	30,657	31,789	31,789	32,937	32,937
FWNC-20454-PE	204 x 54	3	2	18	22,455	23,481	25,837	25,837	26,718	26,718
FWNC-20460-PE	204 x 60	3	2	18	24,835	25,916	28,397	28,397	29,325	29,325
FWNC-20466-PE	204 x 66	3	4	18	30,541	31,687	34,318	34,318	35,303	35,303
FWNC-20472-PE	204 x 72	3	4	18	32,028	33,174	34,353	34,353	35,547	35,547
FWNC-21654-PE	216 x 54	3	2	20	23,818	24,869	27,282	27,282	28,185	28,185
FWNC-21660-PE	216 x 60	3	2	20	26,371	27,478	30,020	30,020	30,971	30,971
FWNC-21666-PE	216 x 66	3	4	20	32,500	33,674	36,370	36,370	37,378	37,378
FWNC-21672-PE	216 x 72	3	4	20	34,112	35,286	36,493	36,493	37,717	37,717
FWNC-22854-PE	228 x 54	3	2	20	24,867	25,928	28,365	28,365	29,276	29,276
FWNC-22860-PE	228 x 60	3	2	20	27,561	28,678	31,244	31,244	32,204	32,204
FWNC-22866-PE	228 x 66	3	4	20	34,034	35,220	37,941	37,941	38,959	38,959
FWNC-22872-PE	228 x 72	3	4	20	35,752	36,938	38,157	38,157	39,392	39,392
FWNC-24054-PE	240 x 54	3	2	20	25,981	27,054	29,518	29,518	30,440	30,440
FWNC-24060-PE	240 x 60	3	2	20	28,822	29,953	32,547	32,547	33,518	33,518
FWNC-24066-PE	240 x 66	3	4	20	35,660	36,858	39,610	39,610	40,640	40,640
FWNC-24072-PE	240 x 72	3	4	20	37,489	38,687	39,920	39,920	41,169	41,169



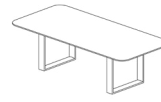
LAMINATE TOP WITH SQUARE EDGE



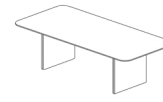
RADIUS RECTANGLE TOP



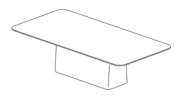
T-Base



Hoop Base



Panel Base



Island Base

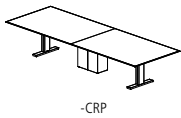
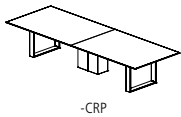
RADIUS RECTANGLE TABLES

MODEL #	L x W	BASE QTY	TOP SECTIONS	SEATING CAPACITY	T-BASE	HOOP BASE	PANEL BASE	ISLAND BASE
					Metal	Metal	Painted	Painted
					-TB	-HP	-PP	-PN
FWNC-7236-PE	72 x 36	2	1	6	5,092	-	-	-
FWNC-7242-PE	72 x 42	2	1	6	5,796	-	-	-
FWNC-7842-PE	78 x 42	2	1	6	6,395	-	-	-
FWNC-8442-PE	84 x 42	2	1	8	6,590	-	-	-
FWNC-8448-PE	84 x 48	2	1	8	7,151	8,412	6,603	-
FWNC-9042-PE	90 x 42	2	1	8	7,138	-	-	-
FWNC-9048-PE	90 x 48	2	1	8	7,760	9,087	7,184	-
FWNC-9642-PE	96 x 42	2	1	8	7,345	-	-	-
FWNC-9648-PE	96 x 48	2	1	8	7,999	9,326	7,423	-
FWNC-10242-PE	102 x 42	2	1	8	7,970	-	-	-
FWNC-10248-PE	102 x 48	2	1	8	8,694	10,095	8,086	-
FWNC-10842-PE	108 x 42	2	1	10	8,188	-	-	-
FWNC-10848-PE	108 x 48	2	1	10	8,946	10,347	8,338	-
FWNC-10854-PE	108 x 54	2	1	12	9,841	11,304	9,206	12,127
FWNC-11442-PE	114 x 42	2	1	10	8,847	-	-	-
FWNC-11448-PE	114 x 48	2	1	10	9,682	11,156	9,042	-
FWNC-11454-PE	114 x 54	2	1	12	10,665	12,204	9,996	13,072
FWNC-12042-PE	120 x 42	2	1	10	9,076	-	-	-
FWNC-12048-PE	120 x 48	2	1	10	9,947	11,421	9,307	-
FWNC-12054-PE	120 x 54	2	1	12	10,969	12,509	10,301	13,376
FWNC-13248-PE	132 x 48	2	2	10	10,912	12,448	10,245	-
FWNC-13254-PE	132 x 54	2	2	12	12,063	13,667	11,367	14,570
FWNC-14448-PE	144 x 48	2	2	12	11,923	13,520	11,229	-
FWNC-14454-PE	144 x 54	2	2	14	13,208	14,876	12,484	15,815
FWNC-14460-PE	144 x 60	2	2	14	14,707	16,463	13,944	17,453
FWNC-15648-PE	156 x 48	3	2	14	15,463	17,883	14,413	-
FWNC-15654-PE	156 x 54	3	2	14	16,978	19,506	15,881	17,816
FWNC-15660-PE	156 x 60	3	2	14	18,753	21,415	17,597	19,636
FWNC-16854-PE	168 x 54	3	2	16	17,743	20,271	16,646	18,581
FWNC-16860-PE	168 x 60	3	2	16	19,625	22,287	18,470	20,508
FWNC-18054-PE	180 x 54	3	2	16	18,508	21,035	17,411	25,572
FWNC-18060-PE	180 x 60	3	2	16	20,497	23,159	19,342	27,938
FWNC-19254-PE	192 x 54	3	2	18	19,273	21,800	18,175	26,337
FWNC-19260-PE	192 x 60	3	2	18	21,370	24,032	20,215	28,811
FWNC-19266-PE	192 x 66	3	4	18	-	29,313	25,264	34,381
FWNC-19272-PE	192 x 72	3	4	18	-	30,657	26,608	35,725
FWNC-20454-PE	204 x 54	3	2	18	20,850	23,481	19,709	28,202
FWNC-20460-PE	204 x 60	3	2	18	23,146	25,916	21,943	30,888
FWNC-20466-PE	204 x 66	3	4	18	-	31,687	27,474	36,961
FWNC-20472-PE	204 x 72	3	4	18	-	33,174	28,961	38,448
FWNC-21654-PE	216 x 54	3	2	20	22,175	24,869	21,005	29,705
FWNC-21660-PE	216 x 60	3	2	20	24,640	27,478	23,408	32,571
FWNC-21666-PE	216 x 66	3	4	20	-	33,674	29,358	39,076
FWNC-21672-PE	216 x 72	3	4	20	-	35,286	30,970	40,688
FWNC-22854-PE	228 x 54	3	2	20	23,208	25,928	22,027	30,811
FWNC-22860-PE	228 x 60	3	2	20	25,813	28,678	24,570	33,820
FWNC-22866-PE	228 x 66	3	4	20	-	35,220	30,862	40,674
FWNC-22872-PE	228 x 72	3	4	20	-	36,938	32,580	42,392
FWNC-24054-PE	240 x 54	3	2	20	24,303	27,054	23,109	31,992
FWNC-24060-PE	240 x 60	3	2	20	27,055	29,953	25,798	35,153
FWNC-24066-PE	240 x 66	3	4	20	-	36,858	32,452	42,374
FWNC-24072-PE	240 x 72	3	4	20	-	38,687	34,281	44,203



LAMINATE TOP WITH SQUARE EDGE

BASE OPTIONS	CODE	PRICE	NOTES
Metal Trim Finish Options:			
Powder Coat	No Code	No Charge	Tapered and Rounded Rectangle Bases are standard with a metal trim detail in either Powder Coat or Clear Anodized. Other finishes available at an upcharge.
Clear Anodized	-CA	No Charge	
GoldMatt Anodized	-GMA	\$941	
Antique Brass Anodized	-ABA	\$941	
Light Bronze Anodized	-LBA	\$471	
High Polish Finish	-HPF	\$554	
Upholstered Base Option:			
		-COM	-A -B -C -D -E -F -G
Upholstered Base, 48" Wide Table	-UPH-48	\$1,045	\$1,359 \$1,463 \$1,568 \$1,672 \$2,404 \$2,822 \$3,031
Upholstered Base, 54" Wide Table	-UPH-54	\$1,045	\$1,411 \$1,516 \$1,550 \$1,725 \$2,508 \$2,926 \$3,135
Upholstered Base, 60" Wide Table	-UPH-60	\$1,045	\$1,463 \$1,568 \$1,672 \$1,777 \$2,717 \$3,135 \$3,344
Upholstered Base, 66" Wide Table	-UPH-66	\$1,045	\$1,568 \$1,672 \$1,777 \$1,881 \$3,135 \$3,553 \$3,762
Upholstered Base, 72" Wide Table	-UPH-72	\$1,045	\$1,672 \$1,777 \$1,881 \$1,986 \$3,658 \$4,076 \$4,285
Acrylic Base Option:			
Acrylic, 48" Wide Table	-ACR-48	\$2,000	Acrylic option applied to end/inner panels of Tapered Bases only.
Acrylic, 54" Wide Table	-ACR-54	\$2,400	
Acrylic, 60" Wide Table	-ACR-60	\$2,600	
Acrylic, 66" Wide Table	-ACR-66	\$2,800	
Acrylic, 72" Wide Table	-ACR-72	\$3,100	
Paint Option:			
Laminate Tapered Base End/Inner Panels	-PLTP	No Charge	Paint option on Laminate Tapered Base End/Inner Panels
Center Column Base Finish Options:			
Painted Center Column Base*	-CRP	No Charge	To replace existing middle base (Hoop Base and T-Base only)
Polished Chrome Finish Options:			
Polished Chrome Hoop Base (2 base tables)	-PCHP2	\$2,768	*When specifying -CRV or -CRP in conjunction with a Polished Chrome finish on Hoop Base or T-Base tables with 3 bases, use the upcharge code and pricing for 2 base tables (-PCHP2 or -PCTB2).
Polished Chrome Hoop Base (3 base tables)	-PCHP3	\$4,149	
Polished Chrome T-Base (2 base tables)	-PCTB2	\$2,768	
Polished Chrome T-Base (3 base tables)	-PCTB3	\$4,149	
T-Base Combination Finish (2 base tables)	-PCCBF2	\$1,694	
T-Base Combination Finish (3 base tables)	-PCCBF3	\$2,542	
TOP OPTIONS			
Multi-Section Tops:			
102", 108", 114" and 120" one-piece tops split into two sections	Specify -2	\$824	Power Matrix (center of table location only) cannot be specified when this option is selected
204", 216", 228" or 240" two-piece tops split into four sections	Specify -4	\$1,642	
POWER OPTIONS			
Low Profile Perimeter Power Option:			
72"-132" Tables	-LPP6C	\$6,532	See page 29 for location information (10) simplex outlets, (10) USB-A+C ports, (4) Modular AV Inserts/Plates (14) simplex outlets, (14) USB-A+C ports, (4) Modular AV Inserts/Plates (18) simplex outlets, (18) USB-A+C ports, (4) Modular AV Inserts/Plates Replaces USB-A+C ports
144"-156" Tables	-LPP8C	\$9,144	
168"-240" Tables	-LPP10C	\$12,436	
For USB-C+C	Add -USB-DualC	No Charge	
Field-Wired Option:			
72"-132" Tables	Add -FW	DEDUCT \$1,945	Some local electrical codes may require hardwiring of components and may not allow the use of standard modular power systems. A junction box will be provided when ordering the -FW option
144"-156" Tables	Add -FW	DEDUCT \$2,378	
168"-240" Tables	Add -FW	DEDUCT \$2,913	
Other Power and Data Options:	See pages 204-213		





LAMINATE TOP WITH SQUARE EDGE

EDGE PROFILE



Square Edge

GENERAL INFORMATION

- Tops are 1-1/8" -thick with 2mm edge
- Seating capacity based on 27" per person
- Overall table height 29.5"
- T-Base combination finish includes a Polished Chrome foot and Powder Coat vertical column
- Beam finish will match Metal Finish selection. If no Metal Finish is selected, beams will be Foil.
- If Polished Chrome Finish is specified on the T-Base or Hoop Base, the beams will be Foil.
- Tables with three Hoop or T-Bases will default to the same base style for all three bases. An alternate Center Column Base may also be specified above.
- One wire manager included with the Hoop Base table (regardless of table size). Can be adhered to the leg and will default to the finish of the leg. If additional wire management channels are required, they can be purchased separately at the end of the price list.
- Rectangle, Expandable Rectangle, Tapered, Rounded Rectangle, Metal T-Base, Panel, Island, and Center Column bases include a removable access panel
- Tapered and Rounded Rectangle bases standard with a metal trim detail
- Upholstery option is applied on the Rounded Rectangle outer base shell or Tapered Base end panel. For COM fabrics, yardage requirement is 1 yard per base.
- Center Wire Chase available on two base tables for more robust wire management needs. See page 213.
- On Tapered base tables with center bases, the center base will default to the finish selections specified for the end bases. Metal finish on center bases will default to the finish selection on the end base.
- On Rounded Rectangle base tables with center bases, both sides of the center base will default to the finish selection specified for the inner shell of the end bases. Metal finish on center base will default to finish selection specified for end base.
- If a powder coat finish is not selected for the Low Profile Perimeter Power, the finish will match the beam metal finish (Foil is the default when Clear Anodized is selected)

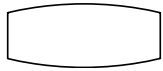
REQUIRED INFORMATION (ORDER CANNOT BE ENTERED WITHOUT THIS INFORMATION)

See appendix pages vi-xii for surface material options.

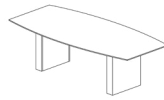
- Choose Laminate Finish
- Choose Edge Finish
- Choose Paint Finish, if Painted base or paint option specified
- Choose Metal Finish. Clear Anodized (-CA), GoldMatt Anodized (-GMA), Antique Brass Anodized (-ABA) and Light Bronze Anodized (-LBA) not available on T-Base or Hoop Base.
- Choose Powder Coat Finish, if Low Profile Perimeter Power is selected
- Choose Metal Finish for base trim detail, if Tapered or Rounded Rectangle Bases specified
- Choose Upholstery, if Upholstery Base Option specified
- Choose Acrylic Finish, if Acrylic Base Option specified



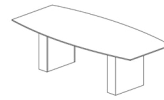
LAMINATE TOP WITH SQUARE EDGE



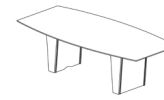
BOAT TOP



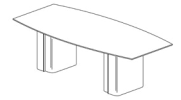
Rectangle Base



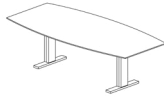
Expandable Rectangle Base



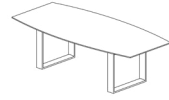
Tapered Base



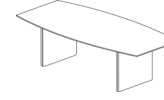
Rounded Rectangle Base



T-Base



Hoop Base



Panel Base



Four Post Base

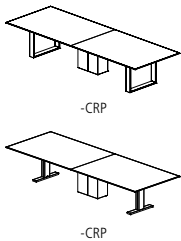
BOAT TABLES	MODEL #	L x W	BASE QTY	TOP SECTIONS	SEATING CAPACITY	RECTANGLE BASE		EXPANDABLE RECTANGLE BASE		TAPERED BASE		ROUNDED RECTANGLE BASE	
						Painted	-PR	Painted	-PX	Laminate	-LTP	Painted	-PTP
FWNB-7240-PE	72 x 32/40	2	1	6	6,405		6,405		6,850	-	-	-	-
FWNB-7840-PE	78 x 32/40	2	1	6	7,038		7,038		7,514	-	-	-	-
FWNB-8444-PE	84 x 32/44	2	1	8	7,698		7,698		8,190	9,389	9,389	9,722	9,722
FWNB-9044-PE	90 x 32/44	2	1	8	8,319		8,319		8,837	10,098	10,098	10,448	10,448
FWNB-9648-PE	96 x 36/48	2	1	8	8,808		8,808		9,326	10,587	10,587	10,937	10,937
FWNB-10248-PE	102 x 36/48	2	1	8	9,548		9,548		10,095	11,426	11,426	11,795	11,795
FWNB-10848-PE	108 x 36/48	2	1	10	9,800		9,800		10,347	11,678	11,678	12,047	12,047
FWNB-11450-PE	114 x 36/50	2	1	10	11,235		11,235		11,835	13,299	13,299	13,705	13,705
FWNB-12050-PE	120 x 36/50	2	1	10	11,522		11,522		12,122	13,586	13,586	13,992	13,992
FWNB-13254-PE	132 x 36/54	2	2	10	13,041		13,041		13,667	15,192	15,192	15,615	15,615
FWNB-14454-PE	144 x 36/54	2	2	12	14,225		14,225		14,876	16,462	16,462	16,902	16,902
FWNB-15654-PE	156 x 36/54	3	2	12	18,520		18,520		19,506	21,908	21,908	22,575	22,575
FWNB-16860-PE	168 x 42/60	3	2	14	21,249		21,249		22,287	24,818	24,818	25,520	25,520
FWNB-18060-PE	180 x 42/60	3	2	14	22,121		22,121		23,159	25,690	25,690	26,392	26,392
FWNB-19272-PE	192 x 54/72	3	4	18	29,555		29,555		30,657	31,789	31,789	32,937	32,937
FWNB-20472-PE	204 x 54/72	3	4	18	32,028		32,028		33,174	34,353	34,353	35,547	35,547
FWNB-21672-PE	216 x 54/72	3	4	20	34,112		34,112		35,286	36,493	36,493	37,717	37,717
FWNB-22872-PE	228 x 54/72	3	4	20	35,752		35,752		36,938	38,157	38,157	39,392	39,392
FWNB-24072-PE	240 x 54/72	3	4	20	37,489		37,489		38,687	39,920	39,920	41,169	41,169

BOAT TABLES						T-BASE	HOOP BASE	PANEL BASE	FOUR POST BASE
MODEL #	L x W	BASE QTY	TOP SECTIONS	SEATING CAPACITY		Metal	Metal	Painted	Painted
						-TB	-HP	-PP	-P4
FWNB-7240-PE	72 x 32/40	2	1	6		5,710	-	5,215	6,405
FWNB-7840-PE	78 x 32/40	2	1	6		6,295	-	5,765	7,038
FWNB-8444-PE	84 x 32/44	2	1	8		6,929	-	6,381	7,698
FWNB-9044-PE	90 x 32/44	2	1	8		7,510	-	6,934	8,319
FWNB-9648-PE	96 x 36/48	2	1	8		7,999	9,326	7,423	8,808
FWNB-10248-PE	102 x 36/48	2	1	8		8,694	10,095	8,086	9,548
FWNB-10848-PE	108 x 36/48	2	1	10		8,946	10,347	8,338	9,800
FWNB-11450-PE	114 x 36/50	2	1	10		10,296	11,835	9,627	11,235
FWNB-12050-PE	120 x 36/50	2	1	10		10,582	12,122	9,914	11,522
FWNB-13254-PE	132 x 36/54	2	2	10		12,063	13,667	11,367	13,041
FWNB-14454-PE	144 x 36/54	2	2	12		13,208	14,876	12,484	14,225
FWNB-15654-PE	156 x 36/54	3	2	12		16,978	19,506	15,881	18,520
FWNB-16860-PE	168 x 42/60	3	2	14		19,625	22,287	18,470	21,249
FWNB-18060-PE	180 x 42/60	3	2	14		20,497	23,159	19,342	22,121
FWNB-19272-PE	192 x 54/72	3	4	18		-	30,657	26,608	29,555
FWNB-20472-PE	204 x 54/72	3	4	18		-	33,174	28,961	32,028
FWNB-21672-PE	216 x 54/72	3	4	20		-	35,286	30,970	34,112
FWNB-22872-PE	228 x 54/72	3	4	20		-	36,938	32,580	35,752
FWNB-24072-PE	240 x 54/72	3	4	20		-	38,687	34,281	37,489



LAMINATE TOP WITH SQUARE EDGE

BASE OPTIONS	CODE	PRICE	NOTES
Metal Trim Finish Options:			
Powder Coat	No Code	No Charge	Tapered and Rounded Rectangle Bases are standard with a metal trim detail in either Powder Coat or Clear Anodized. Other finishes available at an upcharge.
Clear Anodized	-CA	No Charge	
GoldMatt Anodized	-GMA	\$941	
Antique Brass Anodized	-ABA	\$941	
Light Bronze Anodized	-LBA	\$471	
High Polish Finish	-HPF	\$554	
Upholstered Base Option:			
		-COM	-A -B -C -D -E -F -G
Upholstered Base, 44", 48", 50" Wide Tables	-UPH-48	\$1,045	\$1,359 \$1,463 \$1,568 \$1,672 \$2,404 \$2,822 \$3,031
Upholstered Base, 54" Wide Table	-UPH-54	\$1,045	\$1,411 \$1,516 \$1,550 \$1,725 \$2,508 \$2,926 \$3,135
Upholstered Base, 60" Wide Table	-UPH-60	\$1,045	\$1,463 \$1,568 \$1,672 \$1,777 \$2,717 \$3,135 \$3,344
Upholstered Base, 72" Wide Table	-UPH-72	\$1,045	\$1,672 \$1,777 \$1,881 \$1,986 \$3,658 \$4,076 \$4,285
Acrylic Base Option:			
Acrylic, 44", 48", 50" Wide Tables	-ACR-48	\$2,000	Acrylic option applied to end/inner panels of Tapered Bases only.
Acrylic, 54" Wide Table	-ACR-54	\$2,400	
Acrylic, 60" Wide Table	-ACR-60	\$2,600	
Acrylic, 72" Wide Table	-ACR-72	\$3,100	
Paint Option:			
Laminate Tapered Base End/Inner Panels	-PLTP	No Charge	Paint option on Laminate Tapered Base on End/Inner Panels
Remove Center Column for Four Post Base Options:			
If -P4 base is selected	-4COLP	DEDUCT \$903	Available on tables 96" and shorter only
Center Column Base Finish Options:			
Painted Center Column Base*	-CRP	No Charge	To replace existing middle base (Hoop Base and T-Base only)
Polished Chrome Finish Options:			
Polished Chrome Four Post Base	-PCFB	\$2,768	*When specifying -CRV or -CRP in conjunction with a Polished Chrome finish on Hoop Base or T-Base tables with 3 bases, use the upcharge code and pricing for 2 base tables (-PCHP2 or -PCTB2).
Polished Chrome Hoop Base (2 base tables)	-PCHP2	\$2,768	
Polished Chrome Hoop Base (3 base tables)	-PCHP3	\$4,149	
Polished Chrome T-Base (2 base tables)	-PCTB2	\$2,768	
Polished Chrome T-Base (3 base tables)	-PCTB3	\$4,149	
T-Base Combination Finish (2 base tables)	-PCCBF2	\$1,694	
T-Base Combination Finish (3 base tables)	-PCCBF3	\$2,542	
TOP OPTIONS			
Multi-Section Tops:			
102", 108", 114" and 120" one-piece tops split into two sections	Specify -2	\$824	Power Matrix (center of table location only) cannot be specified when this option is selected
POWER OPTIONS			
Low Profile Perimeter Power Option:			See page 29 for location information
72"-132" Tables	-LPP6C	\$6,532	(10) simplex outlets, (10) USB-A+C ports, (4) Modular AV Inserts/Plates
144"-156" Tables	-LPP8C	\$9,144	(14) simplex outlets, (14) USB-A+C ports, (4) Modular AV Inserts/Plates
168"-240" Tables	-LPP10C	\$12,436	(18) simplex outlets, (18) USB-A+C ports, (4) Modular AV Inserts/Plates
For USB-C+C	Add -USB-DualC	No Charge	Replaces USB-A+C ports
Field-Wired Option:			
72"-132" Tables	Add -FW	DEDUCT \$1,945	Some local electrical codes may require hardwiring of components and may not allow the use of standard modular power systems. A junction box will be provided when ordering the -FW option
144"-156" Tables	Add -FW	DEDUCT \$2,378	
168"-240" Tables	Add -FW	DEDUCT \$2,913	
Other Power and Data Options:		See pages 204-213	





LAMINATE TOP WITH SQUARE EDGE

EDGE PROFILE



Square Edge

GENERAL INFORMATION

- Tops are 1-1/8" -thick with 2mm edge
- Seating capacity based on 27" per person
- Overall table height 29.5"
- Four Post Base includes a 12"x24" center column for wire management. Center column may be removed from tables 96" and shorter with option -4COLP above. On tables over 96", the center column is required for support.
- T-Base combination finish includes a Polished Chrome foot and Powder Coat vertical column
- Beam finish will match Metal Finish selection. If no Metal Finish is selected, beams will be Foil.
- If Polished Chrome Finish is specified on the T-Base or Hoop Base, the beams will be Foil. If Polished Chrome Finish is specified on the Four Post Base, the beams will be Clear Anodized.
- Tables with three Hoop or T-Bases will default to the same base style for all three bases. An alternate Center Column Base may also be specified above.
- One wire manager included with the Hoop Base table (regardless of table size). Can be adhered to the leg and will default to the finish of the leg. If additional wire management channels are required, they can be purchased separately at the end of the price list.
- Rectangle, Expandable Rectangle, Tapered, Rounded Rectangle, Metal T-Base, Panel, Island, and Center Column bases include a removable access panel
- Tapered and Rounded Rectangle bases standard with a metal trim detail
- Upholstery option is applied on the Rounded Rectangle outer base shell or Tapered Base end panel. For COM fabrics, yardage requirement is 1 yard per base.
- Center Wire Chase available on two base tables for more robust wire management needs. See page 213.
- On Tapered base tables with center bases, the center base will default to the finish selections specified for the end bases. Metal finish on center bases will default to the finish selection on the end base.
- On Rounded Rectangle base tables with center bases, both sides of the center base will default to the finish selection specified for the inner shell of the end bases. Metal finish on center base will default to finish selection specified for end base.
- If a powder coat finish is not selected for the Low Profile Perimeter Power, the finish will match the beam metal finish (Foil is the default when Clear Anodized is selected)

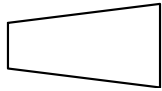
REQUIRED INFORMATION (ORDER CANNOT BE ENTERED WITHOUT THIS INFORMATION)

See appendix pages vi-xii for surface material options.

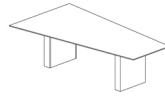
- Choose Laminate Finish
- Choose Edge Finish
- Choose Paint Finish, if Painted base or paint option specified
- Choose Metal Finish. Clear Anodized (-CA), GoldMatt Anodized (-GMA), Antique Brass Anodized (-ABA) and Light Bronze Anodized (-LBA) not available on T-Base or Hoop Base.
- Choose Powder Coat Finish, if Low Profile Perimeter Power is selected
- Choose Metal Finish for base trim detail, if Tapered or Rounded Rectangle Bases specified
- Choose Upholstery, if Upholstery Base Option specified
- Choose Acrylic Finish, if Acrylic Base Option specified



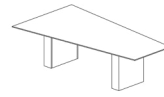
LAMINATE TOP WITH SQUARE EDGE



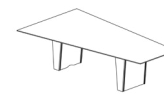
SIGHT LINE TOP



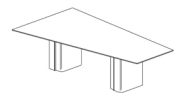
Rectangle Base



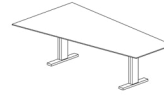
Expandable Rectangle Base



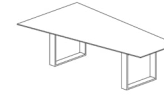
Tapered Base



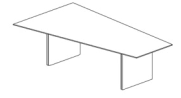
Rounded Rectangle Base



T-Base



Hoop Base



Panel Base

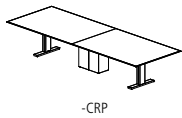
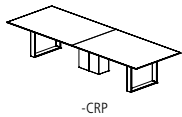
SIGHT LINE TABLES	MODEL #	L x W	BASE QTY	TOP SECTIONS	SEATING CAPACITY	RECTANGLE BASE		EXPANDABLE RECTANGLE BASE		TAPERED BASE		ROUNDED RECTANGLE BASE					
						Painted	-PR	Painted	-PX	Laminate	-LTP	Painted	-PTP	Laminate	-LRR	Painted	-PRR
FWNA-7254-PE	72 x 36/54	2	1	7	7,572		7,572		8,052		9,223		9,223		9,548		9,548
FWNA-7856-PE	78 x 36/56	2	1	7	8,917		8,917		9,458		10,777		10,777		11,143		11,143
FWNA-8458-PE	84 x 36/58	2	1	9	9,323		9,323		9,864		11,183		11,183		11,549		11,549
FWNA-9060-PE	90 x 36/60	2	1	9	10,254		10,254		10,823		12,210		12,210		12,595		12,595
FWNA-9660-PE	96 x 36/60	2	1	9	10,570		10,570		11,140		12,527		12,527		12,912		12,912
FWNA-10260-PE	102 x 36/60	2	1	9	11,493		11,493		12,094		13,558		13,558		13,964		13,964
FWNA-10860-PE	108 x 36/60	2	1	11	11,827		11,827		12,428		13,893		13,893		14,299		14,299
FWNA-11460-PE	114 x 36/60	2	1	11	12,803		12,803		13,435		14,977		14,977		15,404		15,404
FWNA-12066-PE	120 x 36/66	2	2	11	16,277		16,277		16,948		18,583		18,583		19,036		19,036
FWNA-13268-PE	132 x 36/68	2	3	11	18,230		18,230		18,929		20,632		20,632		21,104		21,104
FWNA-14470-PE	144 x 36/70	2	3	13	20,341		20,341		21,068		22,839		22,839		23,330		23,330
FWNA-15672-PE	156 x 36/72	3	3	13	25,887		25,887		26,989		29,673		29,673		30,417		30,417
FWNA-16876-PE	168 x 36/76	3	3	15	27,098		27,098		28,168		30,775		30,775		31,498		31,498
FWNA-18078-PE	180 x 36/78	3	3	15	28,748		28,748		29,818		32,425		32,425		33,148		33,148
FWNA-19278-PE	192 x 36/78	3	4	17	30,017		30,017		31,087		32,187		32,187		33,302		33,302
FWNA-20478-PE	204 x 36/78	3	4	17	32,556		32,556		33,670		34,815		34,815		35,975		35,975
FWNA-21678-PE	216 x 36/78	3	4	19	34,704		34,704		35,844		37,017		37,017		38,206		38,206
FWNA-22878-PE	228 x 36/78	3	4	19	36,401		36,401		37,552		38,736		38,736		39,936		39,936
FWNA-24078-PE	240 x 36/78	3	4	19	38,194		38,194		39,358		40,556		40,556		41,769		41,769

SIGHT LINE TABLES	MODEL #	L x W	BASE QTY	TOP SECTIONS	SEATING CAPACITY	T-BASE			HOOP BASE		PANEL BASE	
						Metal	-TB		Metal	-HP	Painted	-PP
FWNA-7254-PE	72 x 36/54	2	1	7			6,820			8,052		6,286
FWNA-7856-PE	78 x 36/56	2	1	7			8,071			9,458		7,468
FWNA-8458-PE	84 x 36/58	2	1	9			8,477			9,864		7,875
FWNA-9060-PE	90 x 36/60	2	1	9			9,364			10,823		8,730
FWNA-9660-PE	96 x 36/60	2	1	9			9,680			11,140		9,047
FWNA-10260-PE	102 x 36/60	2	1	9			10,553			12,094		9,884
FWNA-10860-PE	108 x 36/60	2	1	11			10,888			12,428		10,219
FWNA-11460-PE	114 x 36/60	2	1	11			11,814			13,435		11,110
FWNA-12066-PE	120 x 36/66	2	2	11			15,228			16,948		14,481
FWNA-13268-PE	132 x 36/68	2	3	11			17,137			18,929		16,359
FWNA-14470-PE	144 x 36/70	2	3	13			-			21,068		18,396
FWNA-15672-PE	156 x 36/72	3	3	13			-			26,989		22,940
FWNA-16876-PE	168 x 36/76	3	3	15			-			28,168		24,234
FWNA-18078-PE	180 x 36/78	3	3	15			-			29,818		25,884
FWNA-19278-PE	192 x 36/78	3	4	17			-			31,087		27,154
FWNA-20478-PE	204 x 36/78	3	4	17			-			33,670		29,577
FWNA-21678-PE	216 x 36/78	3	4	19			-			35,844		31,651
FWNA-22878-PE	228 x 36/78	3	4	19			-			37,552		33,319
FWNA-24078-PE	240 x 36/78	3	4	19			-			39,358		35,078



LAMINATE TOP WITH SQUARE EDGE

BASE OPTIONS	CODE	PRICE	NOTES
Metal Trim Finish Options:			
Powder Coat	No Code	No Charge	Tapered and Rounded Rectangle Bases are standard with a metal trim detail in either Powder Coat or Clear Anodized. Other finishes available at an upcharge.
Clear Anodized	-CA	No Charge	
GoldMatt Anodized	-GMA	\$941	
Antique Brass Anodized	-ABA	\$941	
Light Bronze Anodized	-LBA	\$471	
High Polish Finish	-HPF	\$554	
Upholstered Base Option:			
		-COM	-A -B -C -D -E -F -G
Upholstered Base, 54", 56", 58" Wide Tables	-UPH-48	\$1,045	\$1,359 \$1,463 \$1,568 \$1,672 \$2,404 \$2,822 \$3,031
Upholstered Base, 60" Wide Table	-UPH-54	\$1,045	\$1,411 \$1,516 \$1,550 \$1,725 \$2,508 \$2,926 \$3,135
Upholstered Base, 66", 68" Wide Tables	-UPH-60	\$1,045	\$1,463 \$1,568 \$1,672 \$1,777 \$2,717 \$3,135 \$3,344
Upholstered Base, 70", 72" Wide Tables	-UPH-66	\$1,045	\$1,568 \$1,672 \$1,777 \$1,881 \$3,135 \$3,553 \$3,762
Upholstered Base, 76", 78" Wide Tables	-UPH-72	\$1,045	\$1,672 \$1,777 \$1,881 \$1,986 \$3,658 \$4,076 \$4,285
Acrylic Base Option:			
Acrylic, 54", 56", 58" Wide Tables	-ACR-48	\$2,000	Acrylic option applied to end/inner panels of Tapered Bases only.
Acrylic, 60" Wide Table	-ACR-54	\$2,400	
Acrylic, 66", 68" Wide Tables	-ACR-60	\$2,600	
Acrylic, 70", 72" Wide Tables	-ACR-66	\$2,800	
Acrylic, 76", 78" Wide Tables	-ACR-72	\$3,100	
Paint Option:			
Laminate Tapered Base End/Inner Panels	-PLTP	No Charge	Paint option on Laminate Tapered Base End/Inner Panels
Center Column Base Finish Options:			
Painted Center Column Base*	-CRP	No Charge	To replace existing middle base (Hoop Base and T-Base only)
Polished Chrome Finish Options:			
Polished Chrome Hoop Base (2 base tables)	-PCHP2	\$2,768	*When specifying -CRV or -CRP in conjunction with a Polished Chrome finish on Hoop Base or T-Base tables with 3 bases, use the upcharge code and pricing for 2 base tables (-PCHP2 or -PCTB2).
Polished Chrome Hoop Base (3 base tables)	-PCHP3	\$4,149	
Polished Chrome T-Base (2 base tables)	-PCTB2	\$2,768	
Polished Chrome T-Base (3 base tables)	-PCTB3	\$4,149	
T-Base Combination Finish (2 base tables)	-PCCBF2	\$1,694	
T-Base Combination Finish (3 base tables)	-PCCBF3	\$2,542	
TOP OPTIONS			
Multi-Section Tops:			
102", 108", 114" and 120" one-piece tops split into two sections	Specify -2	\$824	Power Matrix (center of table location only) cannot be specified when this option is selected
POWER OPTIONS			
Low Profile Perimeter Power Option:			
72"-132" Tables	-LPP6C	\$6,532	See page 29 for location information (10) simplex outlets, (10) USB-A+C ports, (4) Modular AV Inserts/Plates (14) simplex outlets, (14) USB-A+C ports, (4) Modular AV Inserts/Plates (18) simplex outlets, (18) USB-A+C ports, (4) Modular AV Inserts/Plates Replaces USB-A+C ports
144"-156" Tables	-LPP8C	\$9,144	
168"-240" Tables	-LPP10C	\$12,436	
For USB-C+C	Add -USB-DualC	No Charge	
Field-Wired Option:			
72"-132" Tables	Add -FW	DEDUCT \$1,945	Some local electrical codes may require hardwiring of components and may not allow the use of standard modular power systems. A junction box will be provided when ordering the -FW option
144"-156" Tables	Add -FW	DEDUCT \$2,378	
168"-240" Tables	Add -FW	DEDUCT \$2,913	
Other Power and Data Options: See pages 204-213			





LAMINATE TOP WITH SQUARE EDGE

EDGE PROFILE



Square Edge

GENERAL INFORMATION

- Tops are 1-1/8" -thick with 2mm edge
- Seating capacity based on 27" per person
- Overall table height 29.5"
- T-Base combination finish includes a Polished Chrome foot and Powder Coat vertical column
- Beam finish will match Metal Finish selection. If no Metal Finish is selected, beams will be Foil.
- If Polished Chrome Finish is specified on the T-Base or Hoop Base, the beams will be Foil.
- Tables with three Hoop or T-Bases will default to the same base style for all three bases. An alternate Center Column Base may also be specified above.
- One wire manager included with the Hoop Base table (regardless of table size). Can be adhered to the leg and will default to the finish of the leg.
 - If additional wire management channels are required, they can be purchased separately at the end of the price list.
- Rectangle, Expandable Rectangle, Tapered, Rounded Rectangle, Metal T-Base, Panel, Island, and Center Column bases include a removable access panel
- Tapered and Rounded Rectangle bases standard with a metal trim detail
- Upholstery option is applied on the Rounded Rectangle outer base shell or Tapered Base end panel. For COM fabrics, yardage requirement is 1 yard per base.
- Center Wire Chase available on two base tables for more robust wire management needs. See page 213.
- On Tapered base tables with center bases, the center base will default to the finish selections specified for the end bases. Metal finish on center bases will default to the finish selection on the end base.
- On Rounded Rectangle base tables with center bases, both sides of the center base will default to the finish selection specified for the inner shell of the end bases. Metal finish on center base will default to finish selection specified for end base.
- If a powder coat finish is not selected for the Low Profile Perimeter Power, the finish will match the beam metal finish (Foil is the default when Clear Anodized is selected)
- Low Profile Perimeter Power option is not available on tables with Panel (-PP & -VP) and Hoop (-HP & -VHP) bases


REQUIRED INFORMATION (ORDER CANNOT BE ENTERED WITHOUT THIS INFORMATION)

See appendix pages vi-xii for surface material options.

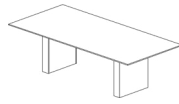
- Choose Laminate Finish
- Choose Edge Finish
- Choose Paint Finish, if Painted base or paint option specified
- Choose Metal Finish. Clear Anodized (-CA), GoldMatt Anodized (-GMA), Antique Brass Anodized (-ABA) and Light Bronze Anodized (-LBA) not available on T-Base or Hoop Base.
- Choose Powder Coat Finish, if Low Profile Perimeter Power is selected
- Choose Metal Finish for base trim detail, if Tapered or Rounded Rectangle Bases specified
- Choose Upholstery, if Upholstery Base Option specified
- Choose Acrylic Finish, if Acrylic Base Option specified



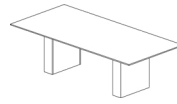
LAMINATE TOP WITH REVERSE FLOW EDGE



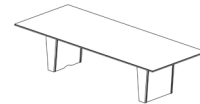
RECTANGLE TOP



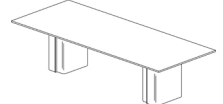
Rectangle Base



Expandable Rectangle Base



Tapered Base




Rounded Rectangle Base

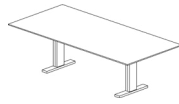
RECTANGLE TABLES					RECTANGLE BASE	EXPANDABLE RECTANGLE BASE	TAPERED BASE		ROUNDED RECTANGLE BASE	
MODEL #	L x W	BASE QTY	TOP SECTIONS	SEATING CAPACITY	Painted	Painted	Laminate	Painted	Laminate	Painted
					-PR	-PX	-LTP	-PTP	-LRR	-PRR
FWNT-7236-PA	72 x 36	2	1	6	5,775	6,162	-	-	-	-
FWNT-7242-PA	72 x 42	2	1	6	6,562	6,982	-	-	-	-
FWNT-7842-PA	78 x 42	2	1	6	7,226	7,676	-	-	-	-
FWNT-8442-PA	84 x 42	2	1	8	7,434	7,884	-	-	-	-
FWNT-8448-PA	84 x 48	2	1	8	8,053	8,518	9,651	9,651	9,966	9,966
FWNT-9042-PA	90 x 42	2	1	8	8,038	8,511	-	-	-	-
FWNT-9048-PA	90 x 48	2	1	8	8,724	9,213	10,405	10,405	10,736	10,736
FWNT-9642-PA	96 x 42	2	1	8	8,257	8,729	-	-	-	-
FWNT-9648-PA	96 x 48	2	1	8	8,977	9,467	10,658	10,658	10,989	10,989
FWNT-10242-PA	102 x 42	2	1	8	8,947	9,446	-	-	-	-
FWNT-10248-PA	102 x 48	2	1	8	9,743	10,260	11,518	11,518	11,867	11,867
FWNT-10842-PA	108 x 42	2	1	10	9,177	9,677	-	-	-	-
FWNT-10848-PA	108 x 48	2	1	10	10,012	10,529	11,787	11,787	12,135	12,135
FWNT-10854-PA	108 x 54	2	1	12	10,997	11,537	12,851	12,851	13,215	13,215
FWNT-11442-PA	114 x 42	2	1	10	9,904	10,430	-	-	-	-
FWNT-11448-PA	114 x 48	2	1	10	10,821	11,364	12,688	12,688	13,056	13,056
FWNT-11454-PA	114 x 54	2	1	12	11,902	12,469	13,852	13,852	14,236	14,236
FWNT-12042-PA	120 x 42	2	1	10	10,147	10,672	-	-	-	-
FWNT-12048-PA	120 x 48	2	1	10	11,102	11,646	12,970	12,970	13,337	13,337
FWNT-12054-PA	120 x 54	2	1	12	12,228	12,795	14,178	14,178	14,562	14,562
FWNT-13248-PA	132 x 48	2	2	10	12,151	12,717	14,096	14,096	14,479	14,479
FWNT-13254-PA	132 x 54	2	2	12	13,416	14,007	15,448	15,448	15,848	15,848
FWNT-14448-PA	144 x 48	2	2	12	13,248	13,837	15,272	15,272	15,670	15,670
FWNT-14454-PA	144 x 54	2	2	14	14,657	15,273	16,771	16,771	17,187	17,187
FWNT-14460-PA	144 x 60	2	2	14	16,303	16,950	18,528	18,528	18,967	18,967
FWNT-15648-PA	156 x 48	3	2	14	17,148	18,041	20,215	20,215	20,818	20,818
FWNT-15654-PA	156 x 54	3	2	14	18,810	19,742	22,011	22,011	22,642	22,642
FWNT-15660-PA	156 x 60	3	2	14	20,757	21,738	24,130	24,130	24,794	24,794
FWNT-16854-PA	168 x 54	3	2	16	19,613	20,546	22,816	22,816	23,446	23,446
FWNT-16860-PA	168 x 60	3	2	16	21,677	22,658	25,050	25,050	25,713	25,713
FWNT-18054-PA	180 x 54	3	2	16	20,417	21,349	23,620	23,620	24,250	24,250
FWNT-18060-PA	180 x 60	3	2	16	22,596	23,577	25,969	25,969	26,632	26,632
FWNT-19254-PA	192 x 54	3	2	18	21,221	22,153	24,293	24,293	25,093	25,093
FWNT-19260-PA	192 x 60	3	2	18	23,516	24,497	26,751	26,751	27,594	27,594
FWNT-19266-PA	192 x 66	3	4	18	29,286	30,327	32,716	32,716	33,611	33,611
FWNT-19272-PA	192 x 72	3	4	18	30,761	31,803	32,872	32,872	33,957	33,957
FWNT-20454-PA	204 x 54	3	2	18	22,921	23,890	26,117	26,117	26,949	26,949
FWNT-20460-PA	204 x 60	3	2	18	25,428	26,449	28,794	28,794	29,671	29,671
FWNT-20466-PA	204 x 66	3	4	18	31,742	32,825	35,311	35,311	36,242	36,242
FWNT-20472-PA	204 x 72	3	4	18	33,373	34,456	35,570	35,570	36,699	36,699
FWNT-21654-PA	216 x 54	3	2	20	24,336	25,329	27,610	27,610	28,463	28,463
FWNT-21660-PA	216 x 60	3	2	20	27,028	28,075	30,477	30,477	31,375	31,375
FWNT-21666-PA	216 x 66	3	4	20	33,814	34,923	37,471	37,471	38,423	38,423
FWNT-21672-PA	216 x 72	3	4	20	35,583	36,692	37,833	37,833	38,989	38,989
FWNT-22854-PA	228 x 54	3	2	20	25,432	26,435	28,738	28,738	29,599	29,599
FWNT-22860-PA	228 x 60	3	2	20	28,275	29,330	31,755	31,755	32,663	32,663
FWNT-22866-PA	228 x 66	3	4	20	35,445	36,565	39,137	39,137	40,099	40,099
FWNT-22872-PA	228 x 72	3	4	20	37,330	38,451	39,603	39,603	40,770	40,770
FWNT-24054-PA	240 x 54	3	2	20	26,596	27,610	29,938	29,938	30,809	30,809
FWNT-24060-PA	240 x 60	3	2	20	29,595	30,664	33,115	33,115	34,033	34,033
FWNT-24066-PA	240 x 66	3	4	20	37,171	38,303	40,904	40,904	41,877	41,877
FWNT-24072-PA	240 x 72	3	4	20	39,178	40,310	41,476	41,476	42,656	42,656



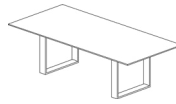
LAMINATE TOP WITH REVERSE FLOW EDGE



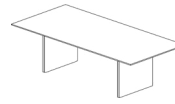
RECTANGLE TOP



T-Base



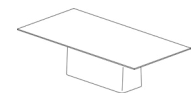
Hoop Base



Panel Base



Four Post Base



Island Base

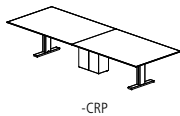
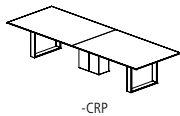
RECTANGLE TABLES

MODEL #	L x W	BASE QTY	TOP SECTIONS	SEATING CAPACITY	T-BASE	HOOP BASE	PANEL BASE	FOUR POST BASE	ISLAND BASE
					Metal	Metal	Painted	Painted	Painted
					-TB	-HP	-PP	-P4	-PN
FWNT-7236-PA	72 x 36	2	1	6	5,172	-	-	5,775	-
FWNT-7242-PA	72 x 42	2	1	6	5,905	-	-	6,562	-
FWNT-7842-PA	78 x 42	2	1	6	6,524	-	-	7,226	-
FWNT-8442-PA	84 x 42	2	1	8	6,731	-	-	7,434	-
FWNT-8448-PA	84 x 48	2	1	8	7,326	8,518	6,808	8,053	-
FWNT-9042-PA	90 x 42	2	1	8	7,299	-	-	8,038	-
FWNT-9048-PA	90 x 48	2	1	8	7,959	9,213	7,415	8,724	-
FWNT-9642-PA	96 x 42	2	1	8	7,518	-	-	8,257	-
FWNT-9648-PA	96 x 48	2	1	8	8,213	9,467	7,668	8,977	-
FWNT-10242-PA	102 x 42	2	1	8	8,166	-	-	8,947	-
FWNT-10248-PA	102 x 48	2	1	8	8,936	10,260	8,362	9,743	-
FWNT-10842-PA	108 x 42	2	1	10	8,398	-	-	9,177	-
FWNT-10848-PA	108 x 48	2	1	10	9,205	10,529	8,630	10,012	-
FWNT-10854-PA	108 x 54	2	1	12	10,155	11,537	9,554	10,997	12,315
FWNT-11442-PA	114 x 42	2	1	10	9,082	-	-	9,904	-
FWNT-11448-PA	114 x 48	2	1	10	9,971	11,364	9,366	10,821	-
FWNT-11454-PA	114 x 54	2	1	12	11,014	12,469	10,382	11,902	13,289
FWNT-12042-PA	120 x 42	2	1	10	9,326	-	-	10,147	-
FWNT-12048-PA	120 x 48	2	1	10	10,253	11,646	9,648	11,102	-
FWNT-12054-PA	120 x 54	2	1	12	11,340	12,795	10,708	12,228	13,614
FWNT-13248-PA	132 x 48	2	2	10	11,266	12,717	10,636	12,151	-
FWNT-13254-PA	132 x 54	2	2	12	12,492	14,007	11,834	13,416	14,861
FWNT-14448-PA	144 x 48	2	2	12	12,328	13,837	11,672	13,248	-
FWNT-14454-PA	144 x 54	2	2	14	13,696	15,273	13,012	14,657	16,160
FWNT-14460-PA	144 x 60	2	2	14	15,291	16,950	14,570	16,303	17,886
FWNT-15648-PA	156 x 48	3	2	14	15,754	18,041	14,761	17,148	-
FWNT-15654-PA	156 x 54	3	2	14	17,353	19,742	16,316	18,810	18,144
FWNT-15660-PA	156 x 60	3	2	14	19,223	21,738	18,130	20,757	20,057
FWNT-16854-PA	168 x 54	3	2	16	18,157	20,546	17,120	19,613	18,949
FWNT-16860-PA	168 x 60	3	2	16	20,142	22,658	19,051	21,677	20,977
FWNT-18054-PA	180 x 54	3	2	16	18,961	21,349	17,924	20,417	25,636
FWNT-18060-PA	180 x 60	3	2	16	21,062	23,577	19,970	22,596	28,093
FWNT-19254-PA	192 x 54	3	2	18	19,765	22,153	18,728	21,221	26,441
FWNT-19260-PA	192 x 60	3	2	18	21,981	24,497	20,890	23,516	29,013
FWNT-19266-PA	192 x 66	3	4	18	-	30,327	26,501	29,286	35,117
FWNT-19272-PA	192 x 72	3	4	18	-	31,803	27,976	30,761	36,592
FWNT-20454-PA	204 x 54	3	2	18	21,404	23,890	20,326	22,921	28,351
FWNT-20460-PA	204 x 60	3	2	18	23,832	26,449	22,695	25,428	31,148
FWNT-20466-PA	204 x 66	3	4	18	-	32,825	28,844	31,742	37,809
FWNT-20472-PA	204 x 72	3	4	18	-	34,456	30,475	33,373	39,440
FWNT-21654-PA	216 x 54	3	2	20	22,784	25,329	21,678	24,336	29,899
FWNT-21660-PA	216 x 60	3	2	20	25,393	28,075	24,228	27,028	32,887
FWNT-21666-PA	216 x 66	3	4	20	-	34,923	30,844	33,814	40,028
FWNT-21672-PA	216 x 72	3	4	20	-	36,692	32,613	35,583	41,797
FWNT-22854-PA	228 x 54	3	2	20	23,865	26,435	22,749	25,432	31,049
FWNT-22860-PA	228 x 60	3	2	20	26,623	29,330	25,448	28,275	34,190
FWNT-22866-PA	228 x 66	3	4	20	-	36,565	32,447	35,445	41,719
FWNT-22872-PA	228 x 72	3	4	20	-	38,451	34,332	37,330	43,605
FWNT-24054-PA	240 x 54	3	2	20	25,010	27,610	23,882	26,596	32,276
FWNT-24060-PA	240 x 60	3	2	20	27,925	30,664	26,737	29,595	35,578
FWNT-24066-PA	240 x 66	3	4	20	-	38,303	34,140	37,171	43,516
FWNT-24072-PA	240 x 72	3	4	20	-	40,310	36,147	39,178	45,523



LAMINATE TOP WITH REVERSE FLOW EDGE


BASE OPTIONS	CODE	PRICE	NOTES
Metal Trim Finish Options:			
Powder Coat	No Code	No Charge	Tapered and Rounded Rectangle Bases are standard with a metal trim detail in either Powder Coat or Clear Anodized. Other finishes available at an upcharge.
Clear Anodized	-CA	No Charge	
GoldMatt Anodized	-GMA	\$941	
Antique Brass Anodized	-ABA	\$941	
Light Bronze Anodized	-LBA	\$471	
High Polish Finish	-HPF	\$554	
Upholstered Base Option:			
		-COM	-A -B -C -D -E -F -G
Upholstered Base, 48" Wide Table	-UPH-48	\$1,045	\$1,359 \$1,463 \$1,568 \$1,672 \$2,404 \$2,822 \$3,031
Upholstered Base, 54" Wide Table	-UPH-54	\$1,045	\$1,411 \$1,516 \$1,550 \$1,725 \$2,508 \$2,926 \$3,135
Upholstered Base, 60" Wide Table	-UPH-60	\$1,045	\$1,463 \$1,568 \$1,672 \$1,777 \$2,717 \$3,135 \$3,344
Upholstered Base, 66" Wide Table	-UPH-66	\$1,045	\$1,568 \$1,672 \$1,777 \$1,881 \$3,135 \$3,553 \$3,762
Upholstered Base, 72" Wide Table	-UPH-72	\$1,045	\$1,672 \$1,777 \$1,881 \$1,986 \$3,658 \$4,076 \$4,285
Acrylic Base Option:			
Acrylic, 48" Wide Table	-ACR-48	\$2,000	Acrylic option applied to end/inner panels of Tapered Bases only.
Acrylic, 54" Wide Table	-ACR-54	\$2,400	
Acrylic, 60" Wide Table	-ACR-60	\$2,600	
Acrylic, 66" Wide Table	-ACR-66	\$2,800	
Acrylic, 72" Wide Table	-ACR-72	\$3,100	
Paint Option:			
Laminate Tapered Base End/Inner Panels	-PLTP	No Charge	Paint option on Laminate Tapered Base End/Inner Panels
Remove Center Column for Four Post Base Options:			
If -P4 base is selected	-4COLP	DEDUCT \$903	Available on tables 96" and shorter only
Center Column Base Finish Options:			
Painted Center Column Base*	-CRP	No Charge	To replace existing middle base (Hoop Base and T-Base only)
Polished Chrome Finish Options:			
Polished Chrome Four Post Base	-PCFB	\$2,768	*When specifying -CRV or -CRP in conjunction with a Polished Chrome finish on Hoop Base or T-Base tables with 3 bases, use the upcharge code and pricing for 2 base tables (-PCHP2 or -PCTB2).
Polished Chrome Hoop Base (2 base tables)	-PCHP2	\$2,768	
Polished Chrome Hoop Base (3 base tables)	-PCHP3	\$4,149	
Polished Chrome T-Base (2 base tables)	-PCTB2	\$2,768	
Polished Chrome T-Base (3 base tables)	-PCTB3	\$4,149	
T-Base Combination Finish (2 base tables)	-PCCBF2	\$1,694	
T-Base Combination Finish (3 base tables)	-PCCBF3	\$2,542	
TOP OPTIONS			
Multi-Section Tops:			
102", 108", 114" and 120" one-piece tops split into two sections	Specify -2	\$824	Power Matrix (center of table location only) cannot be specified when this option is selected
204", 216", 228" or 240" two-piece tops split into four sections	Specify -4	\$1,642	
POWER OPTIONS			
Low Profile Perimeter Power Option:			See page 29 for location information
72"-132" Tables	-LPP6C	\$6,532	(10) simplex outlets, (10) USB-A+C ports, (4) Modular AV Inserts/Plates
144"-156" Tables	-LPP8C	\$9,144	(14) simplex outlets, (14) USB-A+C ports, (4) Modular AV Inserts/Plates
168"-240" Tables	-LPP10C	\$12,436	(18) simplex outlets, (18) USB-A+C ports, (4) Modular AV Inserts/Plates
For USB-C+C	Add -USB-DualC	No Charge	Replaces USB-A+C ports
Field-Wired Option:			
72"-132" Tables	Add -FW	DEDUCT \$1,945	Some local electrical codes may require hardwiring of components and may not allow the use of standard modular power systems. A junction box will be provided when ordering the -FW option
144"-156" Tables	Add -FW	DEDUCT \$2,378	
168"-240" Tables	Add -FW	DEDUCT \$2,913	
Other Power and Data Options:		See pages 204-213	





LAMINATE TOP WITH REVERSE FLOW EDGE

EDGE PROFILE



Reverse Flow Edge

GENERAL INFORMATION

- Tops are 1-1/8" -thick with 3/16" -deep hardwood edge band
- Seating capacity based on 27" per person
- Overall table height 29.5"
- Four Post Base includes a 12"x24" center column for wire management. Center column may be removed from tables 96" and shorter with option -4COLP above. On tables over 96", the center column is required for support.
- T-Base combination finish includes a Polished Chrome foot and Powder Coat vertical column
- Beam finish will match Metal Finish selection. If no Metal Finish is selected, beams will be Foil.
- If Polished Chrome Finish is specified on the T-Base or Hoop Base, the beams will be Foil. If Polished Chrome Finish is specified on the Four Post Base, the beams will be Clear Anodized.
- Tables with three Hoop or T-Bases will default to the same base style for all three bases. An alternate Center Column Base may also be specified above.
- One wire manager included with the Hoop Base table (regardless of table size). Can be adhered to the leg and will default to the finish of the leg. If additional wire management channels are required, they can be purchased separately at the end of the price list.
- Rectangle, Expandable Rectangle, Tapered, Rounded Rectangle, Metal T-Base, Panel, Island, and Center Column bases include a removable access panel
- Tapered and Rounded Rectangle bases standard with a metal trim detail
- Upholstery option is applied on the Rounded Rectangle outer base shell or Tapered Base end panel. For COM fabrics, yardage requirement is 1 yard per base.
- Center Wire Chase available on two base tables for more robust wire management needs. See page 213.
- On Tapered base tables with center bases, the center base will default to the finish selections specified for the end bases. Metal finish on center bases will default to the finish selection on the end base.
- On Rounded Rectangle base tables with center bases, both sides of the center base will default to the finish selection specified for the inner shell of the end bases. Metal finish on center base will default to finish selection specified for end base.
- If a powder coat finish is not selected for the Low Profile Perimeter Power, the finish will match the beam metal finish (Foil is the default when Clear Anodized is selected)


REQUIRED INFORMATION (ORDER CANNOT BE ENTERED WITHOUT THIS INFORMATION)

See appendix pages vi-xii for surface material options.

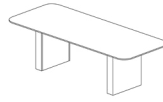
- Choose Laminate Finish
- Choose Edge Finish
- Choose Paint Finish, if Painted base or paint option specified
- Choose Metal Finish. Clear Anodized (-CA), GoldMatt Anodized (-GMA), Antique Brass Anodized (-ABA) and Light Bronze Anodized (-LBA) not available on T-Base or Hoop Base.
- Choose Powder Coat Finish, if Low Profile Perimeter Power is selected
- Choose Metal Finish for base trim detail, if Tapered or Rounded Rectangle Bases specified
- Choose Upholstery, if Upholstery Base Option specified
- Choose Acrylic Finish, if Acrylic Base Option specified



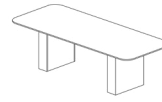
LAMINATE TOP WITH REVERSE FLOW EDGE



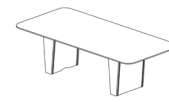
RADIUS RECTANGLE TOP



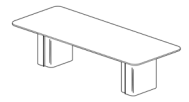
Rectangle Base



Expandable Rectangle Base



Tapered Base




Rounded Rectangle Base

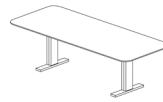
RADIUS RECTANGLE TABLES					RECTANGLE BASE	EXPANDABLE RECTANGLE BASE	TAPERED BASE		ROUNDED RECTANGLE BASE	
MODEL #	L x W	BASE QTY	TOP SECTIONS	SEATING CAPACITY	Painted -PR	Painted -PX	Laminate -LTP	Painted -PTP	Laminate -LRR	Painted -PRR
FWNC-7236-PA	72 x 36	2	1	6	5,775	6,162	-	-	-	-
FWNC-7242-PA	72 x 42	2	1	6	6,562	6,982	-	-	-	-
FWNC-7842-PA	78 x 42	2	1	6	7,226	7,676	-	-	-	-
FWNC-8442-PA	84 x 42	2	1	8	7,434	7,884	-	-	-	-
FWNC-8448-PA	84 x 48	2	1	8	8,053	8,518	9,651	9,651	9,966	9,966
FWNC-9042-PA	90 x 42	2	1	8	8,038	8,511	-	-	-	-
FWNC-9048-PA	90 x 48	2	1	8	8,724	9,213	10,405	10,405	10,736	10,736
FWNC-9642-PA	96 x 42	2	1	8	8,257	8,729	-	-	-	-
FWNC-9648-PA	96 x 48	2	1	8	8,977	9,467	10,658	10,658	10,989	10,989
FWNC-10242-PA	102 x 42	2	1	8	8,947	9,446	-	-	-	-
FWNC-10248-PA	102 x 48	2	1	8	9,743	10,260	11,518	11,518	11,867	11,867
FWNC-10842-PA	108 x 42	2	1	10	9,177	9,677	-	-	-	-
FWNC-10848-PA	108 x 48	2	1	10	10,012	10,529	11,787	11,787	12,135	12,135
FWNC-10854-PA	108 x 54	2	1	12	10,997	11,537	12,851	12,851	13,215	13,215
FWNC-11442-PA	114 x 42	2	1	10	9,904	10,430	-	-	-	-
FWNC-11448-PA	114 x 48	2	1	10	10,821	11,364	12,688	12,688	13,056	13,056
FWNC-11454-PA	114 x 54	2	1	12	11,902	12,469	13,852	13,852	14,236	14,236
FWNC-12042-PA	120 x 42	2	1	10	10,147	10,672	-	-	-	-
FWNC-12048-PA	120 x 48	2	1	10	11,102	11,646	12,970	12,970	13,337	13,337
FWNC-12054-PA	120 x 54	2	1	12	12,228	12,795	14,178	14,178	14,562	14,562
FWNC-13248-PA	132 x 48	2	2	10	12,151	12,717	14,096	14,096	14,479	14,479
FWNC-13254-PA	132 x 54	2	2	12	13,416	14,007	15,448	15,448	15,848	15,848
FWNC-14448-PA	144 x 48	2	2	12	13,248	13,837	15,272	15,272	15,670	15,670
FWNC-14454-PA	144 x 54	2	2	14	14,657	15,273	16,771	16,771	17,187	17,187
FWNC-14460-PA	144 x 60	2	2	14	16,303	16,950	18,528	18,528	18,967	18,967
FWNC-15648-PA	156 x 48	3	2	14	17,148	18,041	20,215	20,215	20,818	20,818
FWNC-15654-PA	156 x 54	3	2	14	18,810	19,742	22,011	22,011	22,642	22,642
FWNC-15660-PA	156 x 60	3	2	14	20,757	21,738	24,130	24,130	24,794	24,794
FWNC-16854-PA	168 x 54	3	2	16	19,613	20,546	22,816	22,816	23,446	23,446
FWNC-16860-PA	168 x 60	3	2	16	21,677	22,658	25,050	25,050	25,713	25,713
FWNC-18054-PA	180 x 54	3	2	16	20,417	21,349	23,620	23,620	24,250	24,250
FWNC-18060-PA	180 x 60	3	2	16	22,596	23,577	25,969	25,969	26,632	26,632
FWNC-19254-PA	192 x 54	3	2	18	21,221	22,153	24,293	24,293	25,093	25,093
FWNC-19260-PA	192 x 60	3	2	18	23,516	24,497	26,751	26,751	27,594	27,594
FWNC-19266-PA	192 x 66	3	4	18	29,286	30,327	32,716	32,716	33,611	33,611
FWNC-19272-PA	192 x 72	3	4	18	30,761	31,803	32,872	32,872	33,957	33,957
FWNC-20454-PA	204 x 54	3	2	18	22,921	23,890	26,117	26,117	26,949	26,949
FWNC-20460-PA	204 x 60	3	2	18	25,428	26,449	28,794	28,794	29,671	29,671
FWNC-20466-PA	204 x 66	3	4	18	31,742	32,825	35,311	35,311	36,242	36,242
FWNC-20472-PA	204 x 72	3	4	18	33,373	34,456	35,570	35,570	36,699	36,699
FWNC-21654-PA	216 x 54	3	2	20	24,336	25,329	27,610	27,610	28,463	28,463
FWNC-21660-PA	216 x 60	3	2	20	27,028	28,075	30,477	30,477	31,375	31,375
FWNC-21666-PA	216 x 66	3	4	20	33,814	34,923	37,471	37,471	38,423	38,423
FWNC-21672-PA	216 x 72	3	4	20	35,583	36,692	37,833	37,833	38,989	38,989
FWNC-22854-PA	228 x 54	3	2	20	25,432	26,435	28,738	28,738	29,599	29,599
FWNC-22860-PA	228 x 60	3	2	20	28,275	29,330	31,755	31,755	32,663	32,663
FWNC-22866-PA	228 x 66	3	4	20	35,445	36,565	39,137	39,137	40,099	40,099
FWNC-22872-PA	228 x 72	3	4	20	37,330	38,451	39,603	39,603	40,770	40,770
FWNC-24054-PA	240 x 54	3	2	20	26,596	27,610	29,938	29,938	30,809	30,809
FWNC-24060-PA	240 x 60	3	2	20	29,595	30,664	33,115	33,115	34,033	34,033
FWNC-24066-PA	240 x 66	3	4	20	37,171	38,303	40,904	40,904	41,877	41,877
FWNC-24072-PA	240 x 72	3	4	20	39,178	40,310	41,476	41,476	42,656	42,656



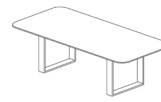
LAMINATE TOP WITH REVERSE FLOW EDGE



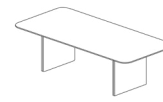
RADIUS RECTANGLE TOP



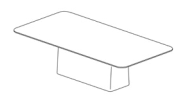
T-Base



Hoop Base



Panel Base



Island Base

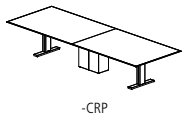
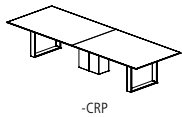
RADIUS RECTANGLE TABLES

MODEL #	L x W	BASE QTY	TOP SECTIONS	SEATING CAPACITY	T-BASE	HOOP BASE	PANEL BASE	ISLAND BASE
					Metal	Metal	Painted	Painted
					-TB	-HP	-PP	-PN
FWNC-7236-PA	72 x 36	2	1	6	5,172	-	-	-
FWNC-7242-PA	72 x 42	2	1	6	5,905	-	-	-
FWNC-7842-PA	78 x 42	2	1	6	6,524	-	-	-
FWNC-8442-PA	84 x 42	2	1	8	6,731	-	-	-
FWNC-8448-PA	84 x 48	2	1	8	7,326	8,518	6,808	-
FWNC-9042-PA	90 x 42	2	1	8	7,299	-	-	-
FWNC-9048-PA	90 x 48	2	1	8	7,959	9,213	7,415	-
FWNC-9642-PA	96 x 42	2	1	8	7,518	-	-	-
FWNC-9648-PA	96 x 48	2	1	8	8,213	9,467	7,668	-
FWNC-10242-PA	102 x 42	2	1	8	8,166	-	-	-
FWNC-10248-PA	102 x 48	2	1	8	8,936	10,260	8,362	-
FWNC-10842-PA	108 x 42	2	1	10	8,398	-	-	-
FWNC-10848-PA	108 x 48	2	1	10	9,205	10,529	8,630	-
FWNC-10854-PA	108 x 54	2	1	12	10,155	11,537	9,554	12,315
FWNC-11442-PA	114 x 42	2	1	10	9,082	-	-	-
FWNC-11448-PA	114 x 48	2	1	10	9,971	11,364	9,366	-
FWNC-11454-PA	114 x 54	2	1	12	11,014	12,469	10,382	13,289
FWNC-12042-PA	120 x 42	2	1	10	9,326	-	-	-
FWNC-12048-PA	120 x 48	2	1	10	10,253	11,646	9,648	-
FWNC-12054-PA	120 x 54	2	1	12	11,340	12,795	10,708	13,614
FWNC-13248-PA	132 x 48	2	2	10	11,266	12,717	10,636	-
FWNC-13254-PA	132 x 54	2	2	12	12,492	14,007	11,834	14,861
FWNC-14448-PA	144 x 48	2	2	12	12,328	13,837	11,672	-
FWNC-14454-PA	144 x 54	2	2	14	13,696	15,273	13,012	16,160
FWNC-14460-PA	144 x 60	2	2	14	15,291	16,950	14,570	17,886
FWNC-15648-PA	156 x 48	3	2	14	15,754	18,041	14,761	-
FWNC-15654-PA	156 x 54	3	2	14	17,353	19,742	16,316	18,144
FWNC-15660-PA	156 x 60	3	2	14	19,223	21,738	18,130	20,057
FWNC-16854-PA	168 x 54	3	2	16	18,157	20,546	17,120	18,949
FWNC-16860-PA	168 x 60	3	2	16	20,142	22,658	19,051	20,977
FWNC-18054-PA	180 x 54	3	2	16	18,961	21,349	17,924	25,636
FWNC-18060-PA	180 x 60	3	2	16	21,062	23,577	19,970	28,093
FWNC-19254-PA	192 x 54	3	2	18	19,765	22,153	18,728	26,441
FWNC-19260-PA	192 x 60	3	2	18	21,981	24,497	20,890	29,013
FWNC-19266-PA	192 x 66	3	4	18	-	30,327	26,501	35,117
FWNC-19272-PA	192 x 72	3	4	18	-	31,803	27,976	36,592
FWNC-20454-PA	204 x 54	3	2	18	21,404	23,890	20,326	28,351
FWNC-20460-PA	204 x 60	3	2	18	23,832	26,449	22,695	31,148
FWNC-20466-PA	204 x 66	3	4	18	-	32,825	28,844	37,809
FWNC-20472-PA	204 x 72	3	4	18	-	34,456	30,475	39,440
FWNC-21654-PA	216 x 54	3	2	20	22,784	25,329	21,678	29,899
FWNC-21660-PA	216 x 60	3	2	20	25,393	28,075	24,228	32,887
FWNC-21666-PA	216 x 66	3	4	20	-	34,923	30,844	40,028
FWNC-21672-PA	216 x 72	3	4	20	-	36,692	32,613	41,797
FWNC-22854-PA	228 x 54	3	2	20	23,865	26,435	22,749	31,049
FWNC-22860-PA	228 x 60	3	2	20	26,623	29,330	25,448	34,190
FWNC-22866-PA	228 x 66	3	4	20	-	36,565	32,447	41,719
FWNC-22872-PA	228 x 72	3	4	20	-	38,451	34,332	43,605
FWNC-24054-PA	240 x 54	3	2	20	25,010	27,610	23,882	32,276
FWNC-24060-PA	240 x 60	3	2	20	27,925	30,664	26,737	35,578
FWNC-24066-PA	240 x 66	3	4	20	-	38,303	34,140	43,516
FWNC-24072-PA	240 x 72	3	4	20	-	40,310	36,147	45,523



LAMINATE TOP WITH REVERSE FLOW EDGE


BASE OPTIONS	CODE	PRICE	NOTES
Metal Trim Finish Options:			
Powder Coat	No Code	No Charge	Tapered and Rounded Rectangle Bases are standard with a metal trim detail in either Powder Coat or Clear Anodized. Other finishes available at an upcharge.
Clear Anodized	-CA	No Charge	
GoldMatt Anodized	-GMA	\$941	
Antique Brass Anodized	-ABA	\$941	
Light Bronze Anodized	-LBA	\$471	
High Polish Finish	-HPF	\$554	
Upholstered Base Option:			
		-COM	-A -B -C -D -E -F -G
Upholstered Base, 48" Wide Table	-UPH-48	\$1,045	\$1,359 \$1,463 \$1,568 \$1,672 \$2,404 \$2,822 \$3,031
Upholstered Base, 54" Wide Table	-UPH-54	\$1,045	\$1,411 \$1,516 \$1,550 \$1,725 \$2,508 \$2,926 \$3,135
Upholstered Base, 60" Wide Table	-UPH-60	\$1,045	\$1,463 \$1,568 \$1,672 \$1,777 \$2,717 \$3,135 \$3,344
Upholstered Base, 66" Wide Table	-UPH-66	\$1,045	\$1,568 \$1,672 \$1,777 \$1,881 \$3,135 \$3,553 \$3,762
Upholstered Base, 72" Wide Table	-UPH-72	\$1,045	\$1,672 \$1,777 \$1,881 \$1,986 \$3,658 \$4,076 \$4,285
Acrylic Base Option:			
Acrylic, 48" Wide Table	-ACR-48	\$2,000	Acrylic option applied to end/inner panels of Tapered Bases only.
Acrylic, 54" Wide Table	-ACR-54	\$2,400	
Acrylic, 60" Wide Table	-ACR-60	\$2,600	
Acrylic, 66" Wide Table	-ACR-66	\$2,800	
Acrylic, 72" Wide Table	-ACR-72	\$3,100	
Paint Option:			
Laminate Tapered Base End/Inner Panels	-PLTP	No Charge	Paint option on Laminate Tapered Base End/Inner Panels
Center Column Base Finish Options:			
Painted Center Column Base*	-CRP	No Charge	To replace existing middle base (Hoop Base and T-Base only)
Polished Chrome Finish Options:			
Polished Chrome Hoop Base (2 base tables)	-PCHP2	\$2,768	*When specifying -CRV or -CRP in conjunction with a Polished Chrome finish on Hoop Base or T-Base tables with 3 bases, use the upcharge code and pricing for 2 base tables (-PCHP2 or -PCTB2).
Polished Chrome Hoop Base (3 base tables)	-PCHP3	\$4,149	
Polished Chrome T-Base (2 base tables)	-PCTB2	\$2,768	
Polished Chrome T-Base (3 base tables)	-PCTB3	\$4,149	
T-Base Combination Finish (2 base tables)	-PCCBF2	\$1,694	
T-Base Combination Finish (3 base tables)	-PCCBF3	\$2,542	
TOP OPTIONS			
Multi-Section Tops:			
102", 108", 114" and 120" one-piece tops split into two sections	Specify -2	\$824	Power Matrix (center of table location only) cannot be specified when this option is selected
204", 216", 228" or 240" two-piece tops split into four sections	Specify -4	\$1,642	
POWER OPTIONS			
Low Profile Perimeter Power Option:			
72"-132" Tables	-LPP6C	\$6,532	See page 29 for location information (10) simplex outlets, (10) USB-A+C ports, (4) Modular AV Inserts/Plates (14) simplex outlets, (14) USB-A+C ports, (4) Modular AV Inserts/Plates (18) simplex outlets, (18) USB-A+C ports, (4) Modular AV Inserts/Plates Replaces USB-A+C ports
144"-156" Tables	-LPP8C	\$9,144	
168"-240" Tables	-LPP10C	\$12,436	
For USB-C+C	Add -USB-DualC	No Charge	
Field-Wired Option:			
72"-132" Tables	Add -FW	DEDUCT \$1,945	Some local electrical codes may require hardwiring of components and may not allow the use of standard modular power systems. A junction box will be provided when ordering the -FW option
144"-156" Tables	Add -FW	DEDUCT \$2,378	
168"-240" Tables	Add -FW	DEDUCT \$2,913	
Other Power and Data Options:	See pages 204-213		





LAMINATE TOP WITH REVERSE FLOW EDGE

EDGE PROFILE



Reverse Flow Edge

GENERAL INFORMATION

- Tops are 1-1/8" -thick with 3/16" -deep hardwood edge band
- Seating capacity based on 27" per person
- Overall table height 29.5"
- T-Base combination finish includes a Polished Chrome foot and Powder Coat vertical column
- Beam finish will match Metal Finish selection. If no Metal Finish is selected, beams will be Foil.
- If Polished Chrome Finish is specified on the T-Base or Hoop Base, the beams will be Foil.
- Tables with three Hoop or T-Bases will default to the same base style for all three bases. An alternate Center Column Base may also be specified above.
- One wire manager included with the Hoop Base table (regardless of table size). Can be adhered to the leg and will default to the finish of the leg. If additional wire management channels are required, they can be purchased separately at the end of the price list.
- Rectangle, Expandable Rectangle, Tapered, Rounded Rectangle, Metal T-Base, Panel, Island, and Center Column bases include a removable access panel
- Tapered and Rounded Rectangle bases standard with a metal trim detail
- Upholstery option is applied on the Rounded Rectangle outer base shell or Tapered Base end panel. For COM fabrics, yardage requirement is 1 yard per base.
- Center Wire Chase available on two base tables for more robust wire management needs. See page 213.
- On Tapered base tables with center bases, the center base will default to the finish selections specified for the end bases. Metal finish on center bases will default to the finish selection on the end base.
- On Rounded Rectangle base tables with center bases, both sides of the center base will default to the finish selection specified for the inner shell of the end bases. Metal finish on center base will default to finish selection specified for end base.
- If a powder coat finish is not selected for the Low Profile Perimeter Power, the finish will match the beam metal finish (Foil is the default when Clear Anodized is selected)

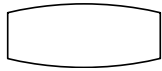
REQUIRED INFORMATION (ORDER CANNOT BE ENTERED WITHOUT THIS INFORMATION)

See appendix pages vi-xii for surface material options.

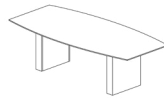
- Choose Laminate Finish
- Choose Edge Finish
- Choose Paint Finish, if Painted base or paint option specified
- Choose Metal Finish. Clear Anodized (-CA), GoldMatt Anodized (-GMA), Antique Brass Anodized (-ABA) and Light Bronze Anodized (-LBA) not available on T-Base or Hoop Base.
- Choose Powder Coat Finish, if Low Profile Perimeter Power is selected
- Choose Metal Finish for base trim detail, if Tapered or Rounded Rectangle Bases specified
- Choose Upholstery, if Upholstery Base Option specified
- Choose Acrylic Finish, if Acrylic Base Option specified



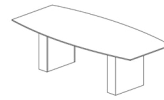
LAMINATE TOP WITH REVERSE FLOW EDGE



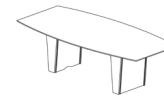
BOAT TOP



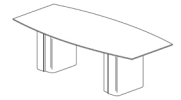
Rectangle Base



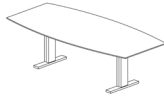
Expandable Rectangle Base



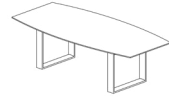
Tapered Base



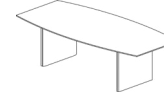
Rounded Rectangle Base



T-Base



Hoop Base



Panel Base



Four Post Base

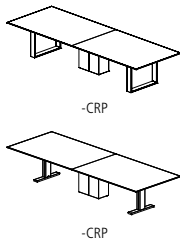
BOAT TABLES	MODEL #	L x W	BASE QTY	TOP SECTIONS	SEATING CAPACITY	RECTANGLE BASE		EXPANDABLE RECTANGLE BASE		TAPERED BASE		ROUNDED RECTANGLE BASE				
						Painted	-PR	Painted	-PX	Laminate	Painted	Painted	-LTP	Painted	-PTP	Laminate
FWNB-7240-PA	72 x 32/40	2	1	6	6,468		6,468		6,889		-		-	-	-	-
FWNB-7840-PA	78 x 32/40	2	1	6	7,117		7,117		7,567		-		-	-	-	-
FWNB-8444-PA	84 x 32/44	2	1	8	7,811		7,811		8,276		9,409	9,409	9,724	9,724	9,724	9,724
FWNB-9044-PA	90 x 32/44	2	1	8	8,452		8,452		8,941		10,133	10,133	10,464	10,464	10,464	10,464
FWNB-9648-PA	96 x 36/48	2	1	8	8,977		8,977		9,467		10,658	10,658	10,989	10,989	10,989	10,989
FWNB-10248-PA	102 x 36/48	2	1	8	9,743		9,743		10,260		11,518	11,518	11,867	11,867	11,867	11,867
FWNB-10848-PA	108 x 36/48	2	1	10	10,012		10,012		10,529		11,787	11,787	12,135	12,135	12,135	12,135
FWNB-11450-PA	114 x 36/50	2	1	10	11,501		11,501		12,068		13,452	13,452	13,835	13,835	13,835	13,835
FWNB-12050-PA	120 x 36/50	2	1	10	11,806		11,806		12,373		13,757	13,757	14,141	14,141	14,141	14,141
FWNB-13254-PA	132 x 36/54	2	2	10	13,416		13,416		14,007		15,448	15,448	15,848	15,848	15,848	15,848
FWNB-14454-PA	144 x 36/54	2	2	12	14,657		14,657		15,273		16,771	16,771	17,187	17,187	17,187	17,187
FWNB-15654-PA	156 x 36/54	3	2	12	18,810		18,810		19,742		22,011	22,011	22,642	22,642	22,642	22,642
FWNB-16860-PA	168 x 42/60	3	2	14	21,677		21,677		22,658		25,050	25,050	25,713	25,713	25,713	25,713
FWNB-18060-PA	180 x 42/60	3	2	14	22,596		22,596		23,577		25,969	25,969	26,632	26,632	26,632	26,632
FWNB-19272-PA	192 x 54/72	3	4	18	30,761		30,761		31,803		32,872	32,872	33,957	33,957	33,957	33,957
FWNB-20472-PA	204 x 54/72	3	4	18	33,373		33,373		34,456		35,570	35,570	36,699	36,699	36,699	36,699
FWNB-21672-PA	216 x 54/72	3	4	20	35,583		35,583		36,692		37,833	37,833	38,989	38,989	38,989	38,989
FWNB-22872-PA	228 x 54/72	3	4	20	37,330		37,330		38,451		39,603	39,603	40,770	40,770	40,770	40,770
FWNB-24072-PA	240 x 54/72	3	4	20	39,178		39,178		40,310		41,476	41,476	42,656	42,656	42,656	42,656

BOAT TABLES	MODEL #	L x W	BASE QTY	TOP SECTIONS	SEATING CAPACITY	T-BASE	HOOP BASE	PANEL BASE	FOUR POST BASE
						Metal	Metal	Painted	Painted
						-TB	-HP	-PP	-P4
FWNB-7240-PA	72 x 32/40	2	1	6		5,811	-	5,344	6,468
FWNB-7840-PA	78 x 32/40	2	1	6		6,415	-	5,914	7,117
FWNB-8444-PA	84 x 32/44	2	1	8		7,084	-	6,566	7,811
FWNB-9044-PA	90 x 32/44	2	1	8		7,687	-	7,143	8,452
FWNB-9648-PA	96 x 36/48	2	1	8		8,213	9,467	7,668	8,977
FWNB-10248-PA	102 x 36/48	2	1	8		8,936	10,260	8,362	9,743
FWNB-10848-PA	108 x 36/48	2	1	10		9,205	10,529	8,630	10,012
FWNB-11450-PA	114 x 36/50	2	1	10		10,614	12,068	9,982	11,501
FWNB-12050-PA	120 x 36/50	2	1	10		10,918	12,373	10,287	11,806
FWNB-13254-PA	132 x 36/54	2	2	10		12,492	14,007	11,834	13,416
FWNB-14454-PA	144 x 36/54	2	2	12		13,696	15,273	13,012	14,657
FWNB-15654-PA	156 x 36/54	3	2	12		17,353	19,742	16,316	18,810
FWNB-16860-PA	168 x 42/60	3	2	14		20,142	22,658	19,051	21,677
FWNB-18060-PA	180 x 42/60	3	2	14		21,062	23,577	19,970	22,596
FWNB-19272-PA	192 x 54/72	3	4	18		-	31,803	27,976	30,761
FWNB-20472-PA	204 x 54/72	3	4	18		-	34,456	30,475	33,373
FWNB-21672-PA	216 x 54/72	3	4	20		-	36,692	32,613	35,583
FWNB-22872-PA	228 x 54/72	3	4	20		-	38,451	34,332	37,330
FWNB-24072-PA	240 x 54/72	3	4	20		-	40,310	36,147	39,178



LAMINATE TOP WITH REVERSE FLOW EDGE


BASE OPTIONS	CODE	PRICE	NOTES
Metal Trim Finish Options:			
Powder Coat	No Code	No Charge	Tapered and Rounded Rectangle Bases are standard with a metal trim detail in either Powder Coat or Clear Anodized. Other finishes available at an upcharge.
Clear Anodized	-CA	No Charge	
GoldMatt Anodized	-GMA	\$941	
Antique Brass Anodized	-ABA	\$941	
Light Bronze Anodized	-LBA	\$471	
High Polish Finish	-HPF	\$554	
Upholstered Base Option:			
		-COM	-A -B -C -D -E -F -G
Upholstered Base, 44", 48", 50" Wide Tables	-UPH-48	\$1,045	\$1,359 \$1,463 \$1,568 \$1,672 \$2,404 \$2,822 \$3,031
Upholstered Base, 54" Wide Table	-UPH-54	\$1,045	\$1,411 \$1,516 \$1,550 \$1,725 \$2,508 \$2,926 \$3,135
Upholstered Base, 60" Wide Table	-UPH-60	\$1,045	\$1,463 \$1,568 \$1,672 \$1,777 \$2,717 \$3,135 \$3,344
Upholstered Base, 72" Wide Table	-UPH-72	\$1,045	\$1,672 \$1,777 \$1,881 \$1,986 \$3,658 \$4,076 \$4,285
Acrylic Base Option:			
Acrylic, 44", 48", 50" Wide Tables	-ACR-48	\$2,000	Acrylic option applied to end/inner panels of Tapered Bases only.
Acrylic, 54" Wide Table	-ACR-54	\$2,400	
Acrylic, 60" Wide Table	-ACR-60	\$2,600	
Acrylic, 72" Wide Table	-ACR-72	\$3,100	
Paint Option:			
Laminate Tapered Base End/Inner Panels	-PLTP	No Charge	Paint option on Laminate Tapered Base End/Inner Panels
Remove Center Column for Four Post Base Options:			
If -P4 base is selected	-4COLP	DEDUCT \$903	Available on tables 96" and shorter only
Center Column Base Finish Options:			
Painted Center Column Base*	-CRP	No Charge	To replace existing middle base (Hoop Base and T-Base only)
Polished Chrome Finish Options:			
Polished Chrome Four Post Base	-PCFB	\$2,768	*When specifying -CRV or -CRP in conjunction with a Polished Chrome finish on Hoop Base or T-Base tables with 3 bases, use the upcharge code and pricing for 2 base tables (-PCHP2 or -PCTB2).
Polished Chrome Hoop Base (2 base tables)	-PCHP2	\$2,768	
Polished Chrome Hoop Base (3 base tables)	-PCHP3	\$4,149	
Polished Chrome T-Base (2 base tables)	-PCTB2	\$2,768	
Polished Chrome T-Base (3 base tables)	-PCTB3	\$4,149	
T-Base Combination Finish (2 base tables)	-PCCBF2	\$1,694	
T-Base Combination Finish (3 base tables)	-PCCBF3	\$2,542	
TOP OPTIONS			
Multi-Section Tops:			
102", 108", 114" and 120" one-piece tops split into two sections	Specify -2	\$824	Power Matrix (center of table location only) cannot be specified when this option is selected
POWER OPTIONS			
Low Profile Perimeter Power Option:			See page 29 for location information
72"-132" Tables	-LPP6C	\$6,532	(10) simplex outlets, (10) USB-A+C ports, (4) Modular AV Inserts/Plates
144"-156" Tables	-LPP8C	\$9,144	(14) simplex outlets, (14) USB-A+C ports, (4) Modular AV Inserts/Plates
168"-240" Tables	-LPP10C	\$12,436	(18) simplex outlets, (18) USB-A+C ports, (4) Modular AV Inserts/Plates
For USB-C+C	Add -USB-DualC	No Charge	Replaces USB-A+C ports
Field-Wired Option:			
72"-132" Tables	Add -FW	DEDUCT \$1,945	Some local electrical codes may require hardwiring of components and may not allow the use of standard modular power systems. A junction box will be provided when ordering the -FW option
144"-156" Tables	Add -FW	DEDUCT \$2,378	
168"-240" Tables	Add -FW	DEDUCT \$2,913	
Other Power and Data Options:		See pages 204-213	





LAMINATE TOP WITH REVERSE FLOW EDGE

EDGE PROFILE



Reverse Flow Edge

GENERAL INFORMATION

- Tops are 1-1/8" -thick with 3/16" -deep hardwood edge band
- Seating capacity based on 27" per person
- Overall table height 29.5"
- Four Post Base includes a 12"x24" center column for wire management. Center column may be removed from tables 96" and shorter with option -4COLP above. On tables over 96", the center column is required for support.
- T-Base combination finish includes a Polished Chrome foot and Powder Coat vertical column
- Beam finish will match Metal Finish selection. If no Metal Finish is selected, beams will be Foil.
- If Polished Chrome Finish is specified on the T-Base or Hoop Base, the beams will be Foil. If Polished Chrome Finish is specified on the Four Post Base, the beams will be Clear Anodized.
- Tables with three Hoop or T-Bases will default to the same base style for all three bases. An alternate Center Column Base may also be specified above.
- One wire manager included with the Hoop Base table (regardless of table size). Can be adhered to the leg and will default to the finish of the leg. If additional wire management channels are required, they can be purchased separately at the end of the price list.
- Rectangle, Expandable Rectangle, Tapered, Rounded Rectangle, Metal T-Base, Panel, Island, and Center Column bases include a removable access panel
- Tapered and Rounded Rectangle bases standard with a metal trim detail
- Upholstery option is applied on the Rounded Rectangle outer base shell or Tapered Base end panel. For COM fabrics, yardage requirement is 1 yard per base.
- Center Wire Chase available on two base tables for more robust wire management needs. See page 213.
- On Tapered base tables with center bases, the center base will default to the finish selections specified for the end bases. Metal finish on center bases will default to the finish selection on the end base.
- On Rounded Rectangle base tables with center bases, both sides of the center base will default to the finish selection specified for the inner shell of the end bases. Metal finish on center base will default to finish selection specified for end base.
- If a powder coat finish is not selected for the Low Profile Perimeter Power, the finish will match the beam metal finish (Foil is the default when Clear Anodized is selected)

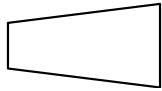
REQUIRED INFORMATION (ORDER CANNOT BE ENTERED WITHOUT THIS INFORMATION)

See appendix pages vi-xii for surface material options.

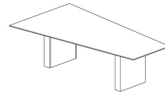
- Choose Laminate Finish
- Choose Edge Finish
- Choose Paint Finish, if Painted base or paint option specified
- Choose Metal Finish. Clear Anodized (-CA), GoldMatt Anodized (-GMA), Antique Brass Anodized (-ABA) and Light Bronze Anodized (-LBA) not available on T-Base or Hoop Base.
- Choose Powder Coat Finish, if Low Profile Perimeter Power is selected
- Choose Metal Finish for base trim detail, if Tapered or Rounded Rectangle Bases specified
- Choose Upholstery, if Upholstery Base Option specified
- Choose Acrylic Finish, if Acrylic Base Option specified



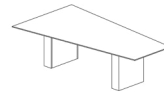
LAMINATE TOP WITH REVERSE FLOW EDGE



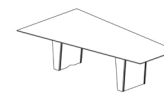
SIGHT LINE TOP



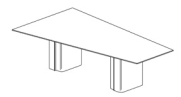
Rectangle Base



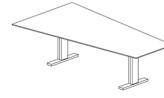
Expandable Rectangle Base



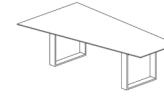
Tapered Base



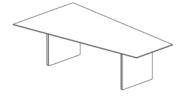
Rounded Rectangle Base



T-Base



Hoop Base



Panel Base

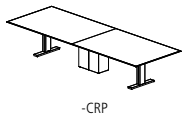
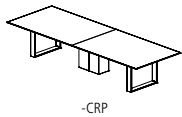
SIGHT LINE TABLES	RECTANGLE BASE		EXPANDABLE RECTANGLE BASE		TAPERED BASE		ROUNDED RECTANGLE BASE			
	Painted	Painted	Laminate	Painted	Painted	Painted	Laminate	Painted		
MODEL #	L x W	BASE QTY	TOP SECTIONS	SEATING CAPACITY	-PR	-PX	-LTP	-PTP	-LRR	-PRR
FWNA-7254-PA	72 x 36/54	2	1	7	7,698	8,151	9,258	9,258	9,565	9,565
FWNA-7856-PA	78 x 36/56	2	1	7	9,086	9,597	10,843	10,843	11,189	11,189
FWNA-8458-PA	84 x 36/58	2	1	9	9,521	10,033	11,279	11,279	11,625	11,625
FWNA-9060-PA	90 x 36/60	2	1	9	10,496	11,033	12,344	12,344	12,708	12,708
FWNA-9660-PA	96 x 36/60	2	1	9	10,834	11,373	12,683	12,683	13,047	13,047
FWNA-10260-PA	102 x 36/60	2	1	9	11,794	12,362	13,746	13,746	14,129	14,129
FWNA-10860-PA	108 x 36/60	2	1	11	12,150	12,718	14,103	14,103	14,486	14,486
FWNA-11460-PA	114 x 36/60	2	1	11	13,167	13,764	15,222	15,222	15,625	15,625
FWNA-12066-PA	120 x 36/66	2	2	11	17,009	17,643	19,188	19,188	19,616	19,616
FWNA-13268-PA	132 x 36/68	2	3	11	19,102	19,762	21,372	21,372	21,818	21,818
FWNA-14470-PA	144 x 36/70	2	3	13	21,365	22,052	23,726	23,726	24,190	24,190
FWNA-15672-PA	156 x 36/72	3	3	13	26,834	27,875	30,412	30,412	31,115	31,115
FWNA-16876-PA	168 x 36/76	3	3	15	28,176	29,187	31,650	31,650	32,334	32,334
FWNA-18078-PA	180 x 36/78	3	3	15	29,955	30,966	33,430	33,430	34,113	34,113
FWNA-19278-PA	192 x 36/78	3	4	17	31,316	32,327	33,367	33,367	34,420	34,420
FWNA-20478-PA	204 x 36/78	3	4	17	34,004	35,057	36,139	36,139	37,235	37,235
FWNA-21678-PA	216 x 36/78	3	4	19	36,286	37,363	38,471	38,471	39,595	39,595
FWNA-22878-PA	228 x 36/78	3	4	19	38,096	39,184	40,303	40,303	41,437	41,437
FWNA-24078-PA	240 x 36/78	3	4	19	40,009	41,109	42,241	42,241	43,387	43,387

SIGHT LINE TABLES	T-BASE		HOOP BASE		PANEL BASE		
	Metal	Metal	Metal	Metal	Painted	Painted	
MODEL #	L x W	BASE QTY	TOP SECTIONS	SEATING CAPACITY	-TB	-HP	-PP
FWNA-7254-PA	72 x 36/54	2	1	7	6,987	8,151	6,482
FWNA-7856-PA	78 x 36/56	2	1	7	8,286	9,597	7,716
FWNA-8458-PA	84 x 36/58	2	1	9	8,722	10,033	8,153
FWNA-9060-PA	90 x 36/60	2	1	9	9,655	11,033	9,055
FWNA-9660-PA	96 x 36/60	2	1	9	9,993	11,373	9,395
FWNA-10260-PA	102 x 36/60	2	1	9	10,906	12,362	10,274
FWNA-10860-PA	108 x 36/60	2	1	11	11,263	12,718	10,631
FWNA-11460-PA	114 x 36/60	2	1	11	12,233	13,764	11,567
FWNA-12066-PA	120 x 36/66	2	2	11	16,017	17,643	15,311
FWNA-13268-PA	132 x 36/68	2	3	11	18,069	19,762	17,334
FWNA-14470-PA	144 x 36/70	2	3	13	-	22,052	19,527
FWNA-15672-PA	156 x 36/72	3	3	13	-	27,875	24,049
FWNA-16876-PA	168 x 36/76	3	3	15	-	29,187	25,469
FWNA-18078-PA	180 x 36/78	3	3	15	-	30,966	27,249
FWNA-19278-PA	192 x 36/78	3	4	17	-	32,327	28,610
FWNA-20478-PA	204 x 36/78	3	4	17	-	35,057	31,189
FWNA-21678-PA	216 x 36/78	3	4	19	-	37,363	33,401
FWNA-22878-PA	228 x 36/78	3	4	19	-	39,184	35,184
FWNA-24078-PA	240 x 36/78	3	4	19	-	41,109	37,064



LAMINATE TOP WITH REVERSE FLOW EDGE


BASE OPTIONS	CODE	PRICE	NOTES
Metal Trim Finish Options:			
Powder Coat	No Code	No Charge	Tapered and Rounded Rectangle Bases are standard with a metal trim detail in either Powder Coat or Clear Anodized. Other finishes available at an upcharge.
Clear Anodized	-CA	No Charge	
GoldMatt Anodized	-GMA	\$941	
Antique Brass Anodized	-ABA	\$941	
Light Bronze Anodized	-LBA	\$471	
High Polish Finish	-HPF	\$554	
Upholstered Base Option:			
		-COM	-A -B -C -D -E -F -G
Upholstered Base, 54", 56", 58" Wide Tables	-UPH-48	\$1,045	\$1,359 \$1,463 \$1,568 \$1,672 \$2,404 \$2,822 \$3,031
Upholstered Base, 60" Wide Table	-UPH-54	\$1,045	\$1,411 \$1,516 \$1,550 \$1,725 \$2,508 \$2,926 \$3,135
Upholstered Base, 66", 68" Wide Tables	-UPH-60	\$1,045	\$1,463 \$1,568 \$1,672 \$1,777 \$2,717 \$3,135 \$3,344
Upholstered Base, 70", 72" Wide Tables	-UPH-66	\$1,045	\$1,568 \$1,672 \$1,777 \$1,881 \$3,135 \$3,553 \$3,762
Upholstered Base, 76", 78" Wide Tables	-UPH-72	\$1,045	\$1,672 \$1,777 \$1,881 \$1,986 \$3,658 \$4,076 \$4,285
Acrylic Base Option:			
Acrylic, 54", 56", 58" Wide Tables	-ACR-48	\$2,000	Acrylic option applied to end/inner panels of Tapered Bases only.
Acrylic, 60" Wide Table	-ACR-54	\$2,400	
Acrylic, 66", 68" Wide Tables	-ACR-60	\$2,600	
Acrylic, 70", 72" Wide Tables	-ACR-66	\$2,800	
Acrylic, 76", 78" Wide Tables	-ACR-72	\$3,100	
Paint Option:			
Laminate Tapered Base End/Inner Panels	-PLTP	No Charge	Paint option on Laminate Tapered Base End/Inner Panels
Center Column Base Finish Options:			
Painted Center Column Base*	-CRP	No Charge	To replace existing middle base (Hoop Base and T-Base only)
Polished Chrome Finish Options:			
Polished Chrome Hoop Base (2 base tables)	-PCHP2	\$2,768	*When specifying -CRV or -CRP in conjunction with a Polished Chrome finish on Hoop Base or T-Base tables with 3 bases, use the upcharge code and pricing for 2 base tables (-PCHP2 or -PCTB2).
Polished Chrome Hoop Base (3 base tables)	-PCHP3	\$4,149	
Polished Chrome T-Base (2 base tables)	-PCTB2	\$2,768	
Polished Chrome T-Base (3 base tables)	-PCTB3	\$4,149	
T-Base Combination Finish (2 base tables)	-PCCBF2	\$1,694	
T-Base Combination Finish (3 base tables)	-PCCBF3	\$2,542	
TOP OPTIONS			
Multi-Section Tops:			
102", 108", 114" and 120" one-piece tops split into two sections	Specify -2	\$824	Power Matrix (center of table location only) cannot be specified when this option is selected
POWER OPTIONS			
Low Profile Perimeter Power Option:			
72"-132" Tables	-LPP6C	\$6,532	See page 29 for location information (10) simplex outlets, (10) USB-A+C ports, (4) Modular AV Inserts/Plates (14) simplex outlets, (14) USB-A+C ports, (4) Modular AV Inserts/Plates (18) simplex outlets, (18) USB-A+C ports, (4) Modular AV Inserts/Plates Replaces USB-A+C ports
144"-156" Tables	-LPP8C	\$9,144	
168"-240" Tables	-LPP10C	\$12,436	
For USB-C+C	Add -USB-DualC	No Charge	
Field-Wired Option:			
72"-132" Tables	Add -FW	DEDUCT \$1,945	Some local electrical codes may require hardwiring of components and may not allow the use of standard modular power systems. A junction box will be provided when ordering the -FW option
144"-156" Tables	Add -FW	DEDUCT \$2,378	
168"-240" Tables	Add -FW	DEDUCT \$2,913	
Other Power and Data Options: See pages 204-213			





LAMINATE TOP WITH REVERSE FLOW EDGE

EDGE PROFILE



Reverse Flow Edge

GENERAL INFORMATION

- Tops are 1-1/8" -thick with 3/16" -deep hardwood edge band
- Seating capacity based on 27" per person
- Overall table height 29.5"
- T-Base combination finish includes a Polished Chrome foot and Powder Coat vertical column
- Beam finish will match Metal Finish selection. If no Metal Finish is selected, beams will be Foil.
- If Polished Chrome Finish is specified on the T-Base or Hoop Base, the beams will be Foil.
- Tables with three Hoop or T-Bases will default to the same base style for all three bases. An alternate Center Column Base may also be specified above.
- One wire manager included with the Hoop Base table (regardless of table size). Can be adhered to the leg and will default to the finish of the leg. If additional wire management channels are required, they can be purchased separately at the end of the price list.
- Rectangle, Expandable Rectangle, Tapered, Rounded Rectangle, Metal T-Base, Panel, Island, and Center Column bases include a removable access panel
- Tapered and Rounded Rectangle bases standard with a metal trim detail
- Upholstery option is applied on the Rounded Rectangle outer base shell or Tapered Base end panel. For COM fabrics, yardage requirement is 1 yard per base.
- Center Wire Chase available on two base tables for more robust wire management needs. See page 213.
- On Tapered base tables with center bases, the center base will default to the finish selections specified for the end bases. Metal finish on center bases will default to the finish selection on the end base.
- On Rounded Rectangle base tables with center bases, both sides of the center base will default to the finish selection specified for the inner shell of the end bases. Metal finish on center base will default to finish selection specified for end base.
- If a powder coat finish is not selected for the Low Profile Perimeter Power, the finish will match the beam metal finish (Foil is the default when Clear Anodized is selected)
- Low Profile Perimeter Power option is not available on tables with Panel (-PP & -VP) and Hoop (-HP & -VHP) bases


REQUIRED INFORMATION (ORDER CANNOT BE ENTERED WITHOUT THIS INFORMATION)

See appendix pages vi-xii for surface material options.

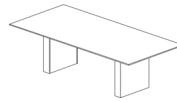
- Choose Laminate Finish
- Choose Edge Finish
- Choose Paint Finish, if Painted base or paint option specified
- Choose Metal Finish. Clear Anodized (-CA), GoldMatt Anodized (-GMA), Antique Brass Anodized (-ABA) and Light Bronze Anodized (-LBA) not available on T-Base or Hoop Base.
- Choose Powder Coat Finish, if Low Profile Perimeter Power is selected
- Choose Metal Finish for base trim detail, if Tapered or Rounded Rectangle Bases specified
- Choose Upholstery, if Upholstery Base Option specified
- Choose Acrylic Finish, if Acrylic Base Option specified



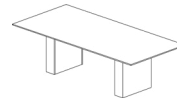
GLASS TOP



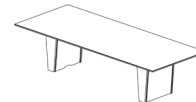
RECTANGLE TOP



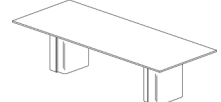
Rectangle Base



Expandable Rectangle Base



Tapered Base




Rounded Rectangle Base

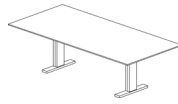
RECTANGLE TABLES					RECTANGLE BASE		EXPANDABLE RECTANGLE BASE		TAPERED BASE				ROUNDED RECTANGLE BASE		
					Painted	Veneer	Painted	Veneer	Laminate	Painted	Veneer	Fenix	Laminate	Painted	Veneer
MODEL #	L x W	BASE QTY	SUB-TOP SECTIONS	GLASS SECTIONS	-PR	-VR	-PX	-VX	-LTP	-PTP	-VTP	-FTP	-LRR	-PRR	-VRR
FWNT-7236-G	72 x 36	2	1	1	8,107	8,516	8,516	8,948	-	-	-	-	-	-	-
FWNT-7242-G	72 x 42	2	1	1	9,317	9,762	9,762	10,232	-	-	-	-	-	-	-
FWNT-7842-G	78 x 42	2	1	1	10,310	10,786	10,786	11,288	-	-	-	-	-	-	-
FWNT-8442-G	84 x 42	2	1	1	10,657	11,133	11,133	11,635	-	-	-	-	-	-	-
FWNT-8448-G	84 x 48	2	1	1	11,670	12,162	12,162	12,682	13,361	13,361	13,874	13,409	13,694	13,694	14,220
FWNT-9042-G	90 x 42	2	1	1	11,575	12,076	12,076	12,604	-	-	-	-	-	-	-
FWNT-9048-G	90 x 48	2	1	1	12,701	13,219	13,219	13,766	14,480	14,480	15,020	14,531	14,830	14,830	15,384
FWNT-9642-G	96 x 42	2	1	1	11,940	12,440	12,440	12,969	-	-	-	-	-	-	-
FWNT-9648-G	96 x 48	2	1	1	13,127	13,645	13,645	14,192	14,906	14,906	15,445	14,957	15,256	15,256	15,810
FWNT-10242-G	102 x 42	2	1	2	12,988	13,516	13,516	14,074	-	-	-	-	-	-	-
FWNT-10248-G	102 x 48	2	1	2	14,305	14,852	14,852	15,429	16,183	16,183	16,752	16,237	16,552	16,552	17,137
FWNT-10842-G	108 x 42	2	1	2	13,372	13,901	13,901	14,458	-	-	-	-	-	-	-
FWNT-10848-G	108 x 48	2	1	2	14,755	15,302	15,302	15,879	16,633	16,633	17,202	16,687	17,002	17,002	17,587
FWNT-10854-G	108 x 54	2	1	2	16,373	16,944	16,944	17,546	18,334	18,334	18,929	18,390	18,720	18,720	19,331
FWNT-11442-G	114 x 42	2	1	2	14,482	15,038	15,038	15,625	-	-	-	-	-	-	-
FWNT-11448-G	114 x 48	2	1	2	16,005	16,580	16,580	17,187	17,981	17,981	18,580	18,038	18,370	18,370	18,985
FWNT-11454-G	114 x 54	2	1	2	17,785	18,385	18,385	19,020	19,849	19,849	20,475	19,908	20,255	20,255	20,898
FWNT-12042-G	120 x 42	2	1	2	14,886	15,442	15,442	16,029	-	-	-	-	-	-	-
FWNT-12048-G	120 x 48	2	1	2	16,478	17,053	17,053	17,660	18,454	18,454	19,053	18,511	18,843	18,843	19,458
FWNT-12054-G	120 x 54	2	1	2	18,335	18,935	18,935	19,570	20,399	20,399	21,025	20,458	20,805	20,805	21,448
FWNT-13248-G	132 x 48	2	2	3	18,150	18,749	18,749	19,381	20,208	20,208	20,833	20,267	20,613	20,613	21,255
FWNT-13254-G	132 x 54	2	2	3	20,245	20,871	20,871	21,532	22,396	22,396	23,048	22,457	22,819	22,819	23,488
FWNT-14448-G	144 x 48	2	2	3	19,900	20,523	20,523	21,181	22,041	22,041	22,690	22,102	22,462	22,462	23,129
FWNT-14454-G	144 x 54	2	2	3	22,247	22,898	22,898	23,585	24,484	24,484	25,162	24,548	24,924	24,924	25,620
FWNT-14460-G	144 x 60	2	2	3	24,971	25,656	25,656	26,380	27,326	27,326	28,041	27,394	27,790	27,790	28,523
FWNT-15648-G	156 x 48	3	2	3	24,470	25,414	25,414	26,412	27,715	27,715	28,699	27,808	28,353	28,353	29,364
FWNT-15654-G	156 x 54	3	2	3	27,160	28,146	28,146	29,187	30,548	30,548	31,576	30,646	31,215	31,215	32,271
FWNT-15660-G	156 x 60	3	2	3	30,291	31,329	31,329	32,426	33,860	33,860	34,942	33,962	34,562	34,562	35,673
FWNT-16854-G	168 x 54	3	2	3	28,459	29,446	29,446	30,487	31,848	31,848	32,876	31,945	32,515	32,515	33,570
FWNT-16860-G	168 x 60	3	2	3	31,790	32,828	32,828	33,925	35,359	35,359	36,441	35,461	36,061	36,061	37,173
FWNT-18054-G	180 x 54	3	2	3	29,760	30,746	30,746	31,788	33,149	33,149	34,177	33,246	33,816	33,816	34,871
FWNT-18060-G	180 x 60	3	2	3	33,289	34,327	34,327	35,424	36,858	36,858	37,940	36,960	37,560	37,560	38,672
FWNT-19254-G	192 x 54	3	2	4	31,060	32,046	32,046	33,088	34,310	34,310	35,602	34,421	35,157	35,157	36,491
FWNT-19260-G	192 x 60	3	2	4	34,788	35,826	35,826	36,923	38,211	38,211	39,571	38,328	39,103	39,103	40,507
FWNT-19266-G	192 x 66	3	4	4	44,304	45,406	45,406	46,569	47,934	47,934	49,377	48,059	48,881	48,881	50,370
FWNT-19272-G	192 x 72	3	4	4	46,906	48,008	48,008	49,171	49,140	49,140	50,816	49,280	50,288	50,288	52,010
FWNT-20454-G	204 x 54	3	2	4	33,675	34,701	34,701	35,785	37,057	37,057	38,401	37,172	37,938	37,938	39,326
FWNT-20460-G	204 x 60	3	2	4	37,761	38,842	38,842	39,983	41,323	41,323	42,739	41,445	42,251	42,251	43,713
FWNT-20466-G	204 x 66	3	4	4	48,188	49,334	49,334	50,545	51,965	51,965	53,467	52,095	52,950	52,950	54,500
FWNT-20472-G	204 x 72	3	4	4	51,065	52,211	52,211	53,422	53,390	53,390	55,133	53,535	54,584	54,584	56,376
FWNT-21654-G	216 x 54	3	2	4	35,883	36,934	36,934	38,044	39,347	39,347	40,724	39,466	40,250	40,250	41,672
FWNT-21660-G	216 x 60	3	2	4	40,280	41,387	41,387	42,556	43,929	43,929	45,379	44,053	44,880	44,880	46,377
FWNT-21666-G	216 x 66	3	4	4	51,498	52,672	52,672	53,912	55,368	55,368	56,906	55,500	56,376	56,376	57,964
FWNT-21672-G	216 x 72	3	4	4	54,619	55,793	55,793	57,033	57,000	57,000	58,786	57,149	58,224	58,224	60,060
FWNT-22854-G	228 x 54	3	2	4	37,623	38,684	38,684	39,805	41,121	41,121	42,511	41,240	42,032	42,032	43,467
FWNT-22860-G	228 x 60	3	2	4	42,277	43,394	43,394	44,575	45,960	45,960	47,424	46,086	46,920	46,920	48,431
FWNT-22866-G	228 x 66	3	4	4	54,144	55,330	55,330	56,582	58,051	58,051	59,604	58,185	59,069	59,069	60,672
FWNT-22872-G	228 x 72	3	4	4	57,469	58,655	58,655	59,907	59,874	59,874	61,677	60,024	61,109	61,109	62,962
FWNT-24054-G	240 x 54	3	2	4	39,465	40,538	40,538	41,672	43,002	43,002	44,408	43,123	43,924	43,924	45,375
FWNT-24060-G	240 x 60	3	2	4	44,387	45,518	45,518	46,712	48,112	48,112	49,593	48,240	49,083	49,083	50,612
FWNT-24066-G	240 x 66	3	4	4	56,938	58,136	58,136	59,403	60,888	60,888	62,459	61,023	61,918	61,918	63,539
FWNT-24072-G	240 x 72	3	4	4	60,478	61,676	61,676	62,943	62,909	62,909	64,732	63,061	64,158	64,158	66,032



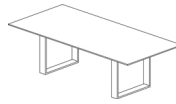
GLASS TOP



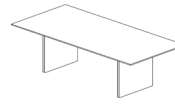
RECTANGLE TOP



T-Base



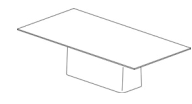
Hoop Base



Panel Base



Four Post Base



Island Base

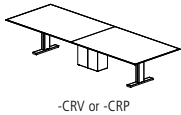
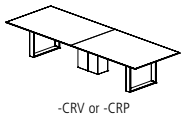
RECTANGLE TABLES

MODEL #	L x W	BASE QTY	SUB-TOP SECTIONS	GLASS SECTIONS	T-BASE	HOOP BASE		PANEL BASE		FOUR POST BASE		ISLAND BASE	
					Metal	Metal	Veneer	Painted	Veneer	Painted	Veneer	Painted	Veneer
					-TB	-HP	-VHP	-PP	-VP	-P4	-V4	-PN	-VN
FWNT-7236-G	72 x 36	2	1	1	7,468	-	-	-	-	8,107	8,516	-	-
FWNT-7242-G	72 x 42	2	1	1	8,622	-	-	-	-	9,317	9,762	-	-
FWNT-7842-G	78 x 42	2	1	1	9,567	-	-	-	-	10,310	10,786	-	-
FWNT-8442-G	84 x 42	2	1	1	9,913	-	-	-	-	10,657	11,133	-	-
FWNT-8448-G	84 x 48	2	1	1	10,901	12,162	14,885	10,353	10,894	11,670	12,162	-	-
FWNT-9042-G	90 x 42	2	1	1	10,793	-	-	10,236	10,786	11,575	12,076	-	-
FWNT-9048-G	90 x 48	2	1	1	11,892	13,219	16,084	11,316	11,885	12,701	13,219	-	-
FWNT-9642-G	96 x 42	2	1	1	11,158	-	-	10,601	11,151	11,940	12,440	-	-
FWNT-9648-G	96 x 48	2	1	1	12,318	13,645	16,510	11,742	12,311	13,127	13,645	-	-
FWNT-10242-G	102 x 42	2	1	2	12,162	-	-	11,575	12,155	12,988	13,516	-	-
FWNT-10248-G	102 x 48	2	1	2	13,451	14,852	17,876	12,843	13,444	14,305	14,852	-	-
FWNT-10842-G	108 x 42	2	1	2	12,547	-	-	11,959	12,539	13,372	13,901	-	-
FWNT-10848-G	108 x 48	2	1	2	13,901	15,302	18,326	13,293	13,893	14,755	15,302	-	-
FWNT-10854-G	108 x 54	2	1	2	15,481	16,944	20,102	14,846	15,473	16,373	16,944	17,767	18,366
FWNT-11442-G	114 x 42	2	1	2	13,612	-	-	12,994	13,605	14,482	15,038	-	-
FWNT-11448-G	114 x 48	2	1	2	15,106	16,580	19,763	14,466	15,097	16,005	16,580	-	-
FWNT-11454-G	114 x 54	2	1	2	16,846	18,385	21,710	16,177	16,837	17,785	18,385	19,253	19,883
FWNT-12042-G	120 x 42	2	1	2	14,017	-	-	13,398	14,009	14,886	15,442	-	-
FWNT-12048-G	120 x 48	2	1	2	15,579	17,053	20,236	14,939	15,570	16,478	17,053	-	-
FWNT-12054-G	120 x 54	2	1	2	17,395	18,935	22,260	16,727	17,387	18,335	18,935	19,802	20,433
FWNT-13248-G	132 x 48	2	2	3	17,213	18,749	22,065	16,546	17,205	18,150	18,749	-	-
FWNT-13254-G	132 x 54	2	2	3	19,267	20,871	24,334	18,571	19,258	20,245	20,871	21,774	22,431
FWNT-14448-G	144 x 48	2	2	3	18,926	20,523	23,971	18,232	18,917	19,900	20,523	-	-
FWNT-14454-G	144 x 54	2	2	3	21,230	22,898	26,500	20,506	21,221	22,247	22,898	23,837	24,520
FWNT-14460-G	144 x 60	2	2	3	23,900	25,656	29,450	23,137	23,890	24,971	25,656	26,646	27,365
FWNT-15648-G	156 x 48	3	2	3	22,994	25,414	30,640	21,944	22,981	24,470	25,414	-	-
FWNT-15654-G	156 x 54	3	2	3	25,618	28,146	33,604	24,521	25,604	27,160	28,146	26,456	27,146
FWNT-15660-G	156 x 60	3	2	3	28,667	31,329	37,078	27,511	28,652	30,291	31,329	29,550	30,276
FWNT-16854-G	168 x 54	3	2	3	26,918	29,446	34,904	25,821	26,904	28,459	29,446	27,756	28,446
FWNT-16860-G	168 x 60	3	2	3	30,166	32,828	38,577	29,011	30,151	31,790	32,828	31,049	31,775
FWNT-18054-G	180 x 54	3	2	3	28,219	30,746	36,205	27,122	28,205	29,760	30,746	35,283	36,663
FWNT-18060-G	180 x 60	3	2	3	31,665	34,327	40,076	30,510	31,651	33,289	34,327	39,106	40,559
FWNT-19254-G	192 x 54	3	2	4	29,519	32,046	37,504	28,421	29,505	31,060	32,046	36,583	37,963
FWNT-19260-G	192 x 60	3	2	4	33,164	35,826	41,575	32,009	33,150	34,788	35,826	40,605	42,058
FWNT-19266-G	192 x 66	3	4	4	-	45,406	51,503	41,357	42,567	44,304	45,406	50,474	52,015
FWNT-19272-G	192 x 72	3	4	4	-	48,008	53,112	43,959	45,169	46,906	48,008	53,076	54,617
FWNT-20454-G	204 x 54	3	2	4	32,070	34,701	40,381	30,929	32,056	33,675	34,701	39,422	40,858
FWNT-20460-G	204 x 60	3	2	4	36,072	38,842	44,824	34,869	36,056	37,761	38,842	43,814	45,326
FWNT-20466-G	204 x 66	3	4	4	-	49,334	55,679	45,121	46,380	48,188	49,334	54,608	56,211
FWNT-20472-G	204 x 72	3	4	4	-	52,211	57,522	47,998	49,257	51,065	52,211	57,485	59,088
FWNT-21654-G	216 x 54	3	2	4	34,240	36,934	42,752	33,070	34,225	35,883	36,934	41,770	43,241
FWNT-21660-G	216 x 60	3	2	4	38,549	41,387	47,515	37,317	38,534	40,280	41,387	46,480	48,029
FWNT-21666-G	216 x 66	3	4	4	-	52,672	59,171	48,356	49,646	51,498	52,672	58,074	59,717
FWNT-21672-G	216 x 72	3	4	4	-	55,793	61,234	51,477	52,767	54,619	55,793	61,195	62,838
FWNT-22854-G	228 x 54	3	2	4	35,964	38,684	44,558	34,783	35,949	37,623	38,684	43,567	45,051
FWNT-22860-G	228 x 60	3	2	4	40,529	43,394	49,581	39,286	40,514	42,277	43,394	48,536	50,100
FWNT-22866-G	228 x 66	3	4	4	-	55,330	61,891	50,972	52,275	54,144	55,330	60,784	62,442
FWNT-22872-G	228 x 72	3	4	4	-	58,655	64,147	54,297	55,600	57,469	58,655	64,109	65,767
FWNT-24054-G	240 x 54	3	2	4	37,787	40,538	46,478	36,593	37,772	39,465	40,538	45,476	46,977
FWNT-24060-G	240 x 60	3	2	4	42,620	45,518	51,774	41,363	42,604	44,387	45,518	50,718	52,299
FWNT-24066-G	240 x 66	3	4	4	-	58,136	64,772	53,730	55,047	56,938	58,136	63,652	65,329
FWNT-24072-G	240 x 72	3	4	4	-	61,676	67,231	57,270	58,587	60,478	61,676	67,192	68,869



GLASS TOP

BASE OPTIONS	CODE	PRICE	NOTES
Metal Trim Finish Options:			
Powder Coat	No Code	No Charge	Tapered and Rounded Rectangle Bases are standard with a metal trim detail in either Powder Coat or Clear Anodized. Other finishes available at an upcharge.
Clear Anodized	-CA	No Charge	
GoldMatt Anodized	-GMA	\$941	
Antique Brass Anodized	-ABA	\$941	
Light Bronze Anodized	-LBA	\$471	
High Polish Finish	-HPF	\$554	
Upholstered Base Option:			
		-COM	-A -B -C -D -E -F -G
Upholstered Base, 48" Wide Table	-UPH-48	\$1,045	\$1,359 \$1,463 \$1,568 \$1,672 \$2,404 \$2,822 \$3,031
Upholstered Base, 54" Wide Table	-UPH-54	\$1,045	\$1,411 \$1,516 \$1,550 \$1,725 \$2,508 \$2,926 \$3,135
Upholstered Base, 60" Wide Table	-UPH-60	\$1,045	\$1,463 \$1,568 \$1,672 \$1,777 \$2,717 \$3,135 \$3,344
Upholstered Base, 66" Wide Table	-UPH-66	\$1,045	\$1,568 \$1,672 \$1,777 \$1,881 \$3,135 \$3,553 \$3,762
Upholstered Base, 72" Wide Table	-UPH-72	\$1,045	\$1,672 \$1,777 \$1,881 \$1,986 \$3,658 \$4,076 \$4,285
Acrylic Base Option:			
Acrylic, 48" Wide Table	-ACR-48	\$2,000	Acrylic option applied to end/inner panels of Tapered Bases only.
Acrylic, 54" Wide Table	-ACR-54	\$2,400	
Acrylic, 60" Wide Table	-ACR-60	\$2,600	
Acrylic, 66" Wide Table	-ACR-66	\$2,800	
Acrylic, 72" Wide Table	-ACR-72	\$3,100	
Paint Option:			
Veneer Rounded Rectangle Base Inner Shell	-PVRR	DEDUCT \$471	Paint option on Veneer Rounded Rectangle Base Inner Shell
Laminate Rounded Rectangle Base Inner Shell	-PLRR	No Charge	Paint option on Laminate Rounded Rectangle Base Inner Shell
Fenix Tapered Base End/Inner Panels	-PFTP	DEDUCT \$471	Paint option on Fenix Tapered Base End/Inner Panels
Veneer Tapered Base End/Inner Panels	-PVTP	DEDUCT \$471	Paint option on Veneer Tapered Base End/Inner Panels
Laminate Tapered Base End/Inner Panels	-PLTP	No Charge	Paint option on Laminate Tapered Base End/Inner Panels
Remove Center Column for Four Post Base Options:			
If -P4 base is selected	-4COLP	DEDUCT \$903	Available on tables 96" and shorter only
If -V4 base is selected	-4COLV	DEDUCT \$1,392	
Center Column Base Finish Options:			
Painted Center Column Base*	-CRP	No Charge	To replace existing middle base (Hoop Base and T-Base only)
Veneer Center Column Base*	-CRV	No Charge	
Polished Chrome Finish Options:			
Polished Chrome Four Post Base	-PCFB	\$2,768	*When specifying -CRV or -CRP in conjunction with a Polished Chrome finish on Hoop Base or T-Base tables with 3 bases, use the upcharge code and pricing for 2 base tables (-PCHP2 or -PCTB2).
Polished Chrome Hoop Base (2 base tables)	-PCHP2	\$2,768	
Polished Chrome Hoop Base (3 base tables)	-PCHP3	\$4,149	
Polished Chrome T-Base (2 base tables)	-PCTB2	\$2,768	
Polished Chrome T-Base (3 base tables)	-PCTB3	\$4,149	
T-Base Combination Finish (2 base tables)	-PCCBF2	\$1,694	
T-Base Combination Finish (3 base tables)	-PCCBF3	\$2,542	



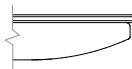
TOP OPTIONS	CODE	PRICE	NOTES
Satin Glass Option:			
72"-96" Tables	-FSG	\$685	
102"-132" Tables	-FSG	\$912	
144"-180" Tables	-FSG	\$1,142	
192"-228" Tables	-FSG	\$1,467	
240" Tables	-FSG	\$1,683	
Multi-Section Tops:			
102", 108", 114" and 120" one-piece tops split into two sections	Specify -2	\$824	Power Matrix (center of table location only) cannot be specified when this option is selected
204", 216", 228" or 240" two-piece tops split into four sections	Specify -4	\$1,642	



GLASS TOP

POWER OPTIONS	CODE	PRICE	NOTES
Low Profile Perimeter Power Option:			See page 29 for location information
72"-132" Tables	-LPP6C	\$6,532	(10) simplex outlets, (10) USB-A+C ports, (4) Modular AV Inserts/Plates
144"-156" Tables	-LPP8C	\$9,144	(14) simplex outlets, (14) USB-A+C ports, (4) Modular AV Inserts/Plates
168"-240" Tables	-LPP10C	\$12,436	(18) simplex outlets, (18) USB-A+C ports, (4) Modular AV Inserts/Plates
For USB-C+C	Add -USB-DualC	No Charge	Replaces USB-A+C ports
Field-Wired Option:			
72"-132" Tables	Add -FW	DEDUCT \$1,945	Some local electrical codes may require hardwiring of components
144"-156" Tables	Add -FW	DEDUCT \$2,378	and may not allow the use of standard modular power systems.
168"-240" Tables	Add -FW	DEDUCT \$2,913	A junction box will be provided when ordering the -FW option
Other Power and Data Options:	See pages 204-213		

EDGE PROFILE



Glass Edge

GENERAL INFORMATION

- Tops are 1-1/8" -thick sub-top with 1/4" -thick back-painted low iron glass
- Glass sections noted are for tables without power units. When power units are specified in the table, the glass sections are determined by the size of the power unit, quantity and location.
- Unless otherwise specified, the sub-top finish will match the base finish (specification required when base is polished chrome) Seating capacity based on 27" per person
- Overall table height 29.5"
- Four Post Base includes a 12"x24" center column for wire management. Center column may be removed from tables 96" and shorter with options -4COLP or -4COLV above. On tables over 96", the center column is required for support.
- T-Base combination finish includes a Polished Chrome foot and Powder Coat vertical column
- Due to the color variation inherent with the natural etching process, larger size tables longer than 180" or wider than 60" may have glass color variation
- Beam finish will match Metal Finish selection. If no Metal Finish is selected, beams will be Foil.
- If Polished Chrome Finish is specified on the T-Base or Hoop Base, the beams will be Foil. If Polished Chrome Finish is specified on the Four Post Base, the beams will be Clear Anodized.
- Tables with three Hoop or T-Bases will default to the same base style for all three bases. An alternate Center Column Base may also be specified above.
- One wire manager included with the Hoop Base table (regardless of table size). Can be adhered to the leg and will default to the finish of the leg. Wire manager on veneer Hoop Bases will be veneered to match the base veneer option. If additional wire management channels are required, they can be purchased separately at the end of the price list.
- Rectangle, Expandable Rectangle, Tapered, Rounded Rectangle, Metal T-Base, Panel, Island, and Center Column bases include a removable access panel
- Tapered and Rounded Rectangle bases standard with a metal trim detail
- Veneer Hoop Base finish will match Top veneer finish
- Upholstery option is applied on the Rounded Rectangle outer base shell or Tapered Base end panel. For COM fabrics, yardage requirement is 1 yard per base.
- Center Wire Chase available on two base tables for more robust wire management needs. See page 213.
- On Tapered base tables with center bases, the center base will default to the finish selections specified for the end bases. Metal finish on center bases will default to the finish selection on the end base.
- On Rounded Rectangle base tables with center bases, both sides of the center base will default to the finish selection specified for the inner shell of the end bases. Metal finish on center base will default to finish selection specified for end base.
- If a powder coat finish is not selected for the Low Profile Perimeter Power, the finish will match the beam metal finish (Foil is the default when Clear Anodized is selected)


REQUIRED INFORMATION (ORDER CANNOT BE ENTERED WITHOUT THIS INFORMATION)

See appendix pages vi-xii for surface material options.

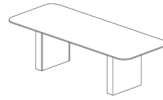
- Choose Glass Finish (Satin Glass upcharges apply, see options above)
- Choose Sub-Top Finish: Paint Finish or Veneer Finish
- Choose Veneer Finish, if Veneer base specified
- Choose Laminate Finish, if Laminate base specified
- Choose Fenix Finish, if Fenix base specified
- Choose Paint Finish, if Painted base or paint option specified
- Choose Metal Finish. Clear Anodized (-CA), GoldMatt Anodized (-GMA), Antique Brass Anodized (-ABA) and Light Bronze Anodized (-LBA) not available on T-Base or Hoop Base.
- Choose Powder Coat Finish, if Low Profile Perimeter Power is selected
- Choose Metal Finish for base trim detail, if Tapered or Rounded Rectangle Bases specified
- Choose Upholstery, if Upholstery Base Option specified
- Choose Acrylic Finish, if Acrylic Base Option specified



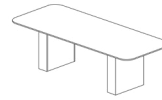
GLASS TOP



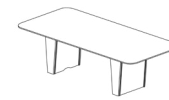
RADIUS RECTANGLE TOP



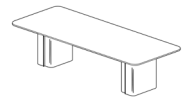
Rectangle Base



Expandable Rectangle Base



Tapered Base




Rounded Rectangle Base

RADIUS RECTANGLE TABLES

MODEL #	L x W	BASE QTY	SUB-TOP SECTIONS	GLASS SECTIONS	RECTANGLE BASE		EXPANDABLE RECTANGLE BASE		TAPERED BASE				ROUNDED RECTANGLE BASE		
					Painted	Veneer	Painted	Veneer	Laminate	Painted	Veneer	Fenix	Laminate	Painted	Veneer
					-PR	-VR	-PX	-VX	-LTP	-PTP	-VTP	-FTP	-LRR	-PRR	-VRR
FWNC-7236-G	72 x 36	2	1	1	8,107	8,516	8,516	8,948	-	-	-	-	-	-	-
FWNC-7242-G	72 x 42	2	1	1	9,317	9,762	9,762	10,232	-	-	-	-	-	-	-
FWNC-7842-G	78 x 42	2	1	1	10,310	10,786	10,786	11,288	-	-	-	-	-	-	-
FWNC-8442-G	84 x 42	2	1	1	10,657	11,133	11,133	11,635	-	-	-	-	-	-	-
FWNC-8448-G	84 x 48	2	1	1	11,670	12,162	12,162	12,682	13,361	13,361	13,874	13,409	13,694	13,694	14,220
FWNC-9042-G	90 x 42	2	1	1	11,575	12,076	12,076	12,604	-	-	-	-	-	-	-
FWNC-9048-G	90 x 48	2	1	1	12,701	13,219	13,219	13,766	14,480	14,480	15,020	14,531	14,830	14,830	15,384
FWNC-9642-G	96 x 42	2	1	1	11,940	12,440	12,440	12,969	-	-	-	-	-	-	-
FWNC-9648-G	96 x 48	2	1	1	13,127	13,645	13,645	14,192	14,906	14,906	15,445	14,957	15,256	15,256	15,810
FWNC-10242-G	102 x 42	2	1	2	12,988	13,516	13,516	14,074	-	-	-	-	-	-	-
FWNC-10248-G	102 x 48	2	1	2	14,305	14,852	14,852	15,429	16,183	16,183	16,752	16,237	16,552	16,552	17,137
FWNC-10842-G	108 x 42	2	1	2	13,372	13,901	13,901	14,458	-	-	-	-	-	-	-
FWNC-10848-G	108 x 48	2	1	2	14,755	15,302	15,302	15,879	16,633	16,633	17,202	16,687	17,002	17,002	17,587
FWNC-10854-G	108 x 54	2	1	2	16,375	16,944	16,944	17,546	18,334	18,334	18,929	18,390	18,720	18,720	19,331
FWNC-11442-G	114 x 42	2	1	2	14,482	15,038	15,038	15,625	-	-	-	-	-	-	-
FWNC-11448-G	114 x 48	2	1	2	16,005	16,580	16,580	17,187	17,981	17,981	18,580	18,038	18,370	18,370	18,985
FWNC-11454-G	114 x 54	2	1	2	17,785	18,385	18,385	19,020	19,849	19,849	20,475	19,908	20,255	20,255	20,898
FWNC-12042-G	120 x 42	2	1	2	14,886	15,442	15,442	16,029	-	-	-	-	-	-	-
FWNC-12048-G	120 x 48	2	1	2	16,478	17,053	17,053	17,660	18,454	18,454	19,053	18,511	18,843	18,843	19,458
FWNC-12054-G	120 x 54	2	1	2	18,335	18,935	18,935	19,570	20,399	20,399	21,025	20,458	20,805	20,805	21,448
FWNC-13248-G	132 x 48	2	2	3	18,150	18,749	18,749	19,381	20,208	20,208	20,833	20,267	20,613	20,613	21,255
FWNC-13254-G	132 x 54	2	2	3	20,245	20,871	20,871	21,532	22,396	22,396	23,048	22,457	22,819	22,819	23,488
FWNC-14448-G	144 x 48	2	2	3	19,900	20,523	20,523	21,181	22,041	22,041	22,690	22,102	22,462	22,462	23,129
FWNC-14454-G	144 x 54	2	2	3	22,247	22,898	22,898	23,585	24,484	24,484	25,162	24,548	24,924	24,924	25,620
FWNC-14460-G	144 x 60	2	2	3	24,971	25,656	25,656	26,380	27,326	27,326	28,041	27,394	27,790	27,790	28,523
FWNC-15648-G	156 x 48	3	2	3	24,470	25,114	25,114	26,412	27,715	27,715	28,699	27,808	28,353	28,353	29,364
FWNC-15654-G	156 x 54	3	2	3	27,160	28,146	28,146	29,187	30,548	30,548	31,576	30,646	31,215	31,215	32,271
FWNC-15660-G	156 x 60	3	2	3	30,291	31,329	31,329	32,426	33,860	33,860	34,942	33,962	34,562	34,562	35,673
FWNC-16854-G	168 x 54	3	2	3	28,459	29,446	29,446	30,487	31,848	31,848	32,876	31,945	32,515	32,515	33,570
FWNC-16860-G	168 x 60	3	2	3	31,790	32,828	32,828	33,925	35,359	35,359	36,441	35,461	36,061	36,061	37,173
FWNC-18054-G	180 x 54	3	2	3	29,760	30,746	30,746	31,788	33,149	33,149	34,177	33,246	33,816	33,816	34,871
FWNC-18060-G	180 x 60	3	2	3	33,289	34,327	34,327	35,424	36,858	36,858	37,940	36,960	37,560	37,560	38,672
FWNC-19254-G	192 x 54	3	2	4	31,060	32,046	32,046	33,088	34,310	34,310	35,602	34,421	35,157	35,157	36,491
FWNC-19260-G	192 x 60	3	2	4	34,788	35,826	35,826	36,923	38,211	38,211	39,571	38,328	39,103	39,103	40,507
FWNC-19266-G	192 x 66	3	4	4	44,304	45,406	45,406	46,569	47,934	47,934	49,377	48,059	48,881	48,881	50,370
FWNC-19272-G	192 x 72	3	4	4	46,906	48,008	48,008	49,171	49,140	49,140	50,816	49,280	50,288	50,288	52,010
FWNC-20454-G	204 x 54	3	2	4	33,675	34,701	34,701	35,785	37,057	37,057	38,401	37,172	37,938	37,938	39,326
FWNC-20460-G	204 x 60	3	2	4	37,761	38,842	38,842	39,983	41,323	41,323	42,739	41,445	42,251	42,251	43,713
FWNC-20466-G	204 x 66	3	4	4	48,188	49,334	49,334	50,545	51,965	51,965	53,467	52,095	52,950	52,950	54,500
FWNC-20472-G	204 x 72	3	4	4	51,065	52,211	52,211	53,422	53,390	53,390	55,133	53,535	54,584	54,584	56,376
FWNC-21654-G	216 x 54	3	2	4	35,883	36,934	36,934	38,044	39,347	39,347	40,724	39,466	40,250	40,250	41,672
FWNC-21660-G	216 x 60	3	2	4	40,280	41,387	41,387	42,556	43,929	43,929	45,379	44,053	44,880	44,880	46,377
FWNC-21666-G	216 x 66	3	4	4	51,498	52,672	52,672	53,912	55,368	55,368	56,906	55,500	56,376	56,376	57,964
FWNC-21672-G	216 x 72	3	4	4	54,619	55,793	55,793	57,033	57,000	57,000	58,786	57,149	58,224	58,224	60,060
FWNC-22854-G	228 x 54	3	2	4	37,623	38,684	38,684	39,805	41,121	41,121	42,511	41,240	42,032	42,032	43,467
FWNC-22860-G	228 x 60	3	2	4	42,277	43,394	43,394	44,575	45,960	45,960	47,424	46,086	46,920	46,920	48,431
FWNC-22866-G	228 x 66	3	4	4	54,144	55,330	55,330	56,582	58,051	58,051	59,604	58,185	59,069	59,069	60,672
FWNC-22872-G	228 x 72	3	4	4	57,469	58,655	58,655	59,907	59,874	59,874	61,677	60,024	61,109	61,109	62,962
FWNC-24054-G	240 x 54	3	2	4	39,465	40,538	40,538	41,672	43,002	43,002	44,408	43,123	43,924	43,924	45,375
FWNC-24060-G	240 x 60	3	2	4	44,387	45,518	45,518	46,712	48,112	48,112	49,593	48,240	49,083	49,083	50,612
FWNC-24066-G	240 x 66	3	4	4	56,938	58,136	58,136	59,403	60,888	60,888	62,459	61,023	61,918	61,918	63,539
FWNC-24072-G	240 x 72	3	4	4	60,478	61,676	61,676	62,943	62,909	62,909	64,732	63,061	64,158	64,158	66,032



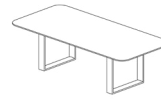
GLASS TOP



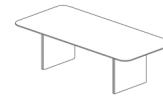
RADIUS RECTANGLE TOP



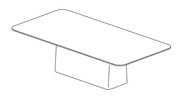
T-Base



Hoop Base



Panel Base



Island Base

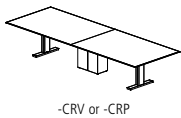
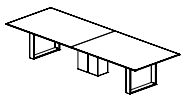
RADIUS RECTANGLE TABLES

MODEL #	L x W	BASE QTY	SUB-TOP SECTIONS	GLASS SECTIONS	T-BASE	HOOP BASE		PANEL BASE		ISLAND BASE	
					Metal	Metal	Veneer	Painted	Veneer	Painted	Veneer
					-TB	-HP	-VHP	-PP	-VP	-PN	-VN
FWNC-7236-G	72 x 36	2	1	1	7,468	-	-	-	-	-	-
FWNC-7242-G	72 x 42	2	1	1	8,622	-	-	-	-	-	-
FWNC-7842-G	78 x 42	2	1	1	9,567	-	-	-	-	-	-
FWNC-8442-G	84 x 42	2	1	1	9,913	-	-	-	-	-	-
FWNC-8448-G	84 x 48	2	1	1	10,901	12,162	14,885	10,353	10,894	-	-
FWNC-9042-G	90 x 42	2	1	1	10,793	-	-	-	-	-	-
FWNC-9048-G	90 x 48	2	1	1	11,892	13,219	16,084	11,316	11,885	-	-
FWNC-9642-G	96 x 42	2	1	1	11,158	-	-	-	-	-	-
FWNC-9648-G	96 x 48	2	1	1	12,318	13,645	16,510	11,742	12,311	-	-
FWNC-10242-G	102 x 42	2	1	2	12,162	-	-	-	-	-	-
FWNC-10248-G	102 x 48	2	1	2	13,451	14,852	17,876	12,843	13,444	-	-
FWNC-10842-G	108 x 42	2	1	2	12,547	-	-	-	-	-	-
FWNC-10848-G	108 x 48	2	1	2	13,901	15,302	18,326	13,293	13,893	-	-
FWNC-10854-G	108 x 54	2	1	2	15,481	16,944	20,102	14,846	15,473	17,767	18,366
FWNC-11442-G	114 x 42	2	1	2	13,612	-	-	-	-	-	-
FWNC-11448-G	114 x 48	2	1	2	15,106	16,580	19,763	14,466	15,097	-	-
FWNC-11454-G	114 x 54	2	1	2	16,846	18,385	21,710	16,177	16,837	19,253	19,883
FWNC-12042-G	120 x 42	2	1	2	14,017	-	-	-	-	-	-
FWNC-12048-G	120 x 48	2	1	2	15,579	17,053	20,236	14,939	15,570	-	-
FWNC-12054-G	120 x 54	2	1	2	17,395	18,935	22,260	16,727	17,387	19,802	20,433
FWNC-13248-G	132 x 48	2	2	3	17,213	18,749	22,065	16,546	17,205	-	-
FWNC-13254-G	132 x 54	2	2	3	19,267	20,871	24,334	18,571	19,258	21,774	22,431
FWNC-14448-G	144 x 48	2	2	3	18,926	20,523	23,971	18,232	18,917	-	-
FWNC-14454-G	144 x 54	2	2	3	21,230	22,898	26,500	20,506	21,221	23,837	24,520
FWNC-14460-G	144 x 60	2	2	3	23,900	25,656	29,450	23,137	23,890	26,646	27,365
FWNC-15648-G	156 x 48	3	2	3	22,994	25,414	30,640	21,944	22,981	-	-
FWNC-15654-G	156 x 54	3	2	3	25,618	28,146	33,604	24,521	25,604	26,456	27,146
FWNC-15660-G	156 x 60	3	2	3	28,667	31,329	37,078	27,511	28,652	29,550	30,276
FWNC-16854-G	168 x 54	3	2	3	26,918	29,446	34,904	25,821	26,904	27,756	28,446
FWNC-16860-G	168 x 60	3	2	3	30,166	32,828	38,577	29,011	30,151	31,049	31,775
FWNC-18054-G	180 x 54	3	2	3	28,219	30,746	36,205	27,122	28,205	35,283	36,663
FWNC-18060-G	180 x 60	3	2	3	31,665	34,327	40,076	30,510	31,651	39,106	40,559
FWNC-19254-G	192 x 54	3	2	4	29,519	32,046	37,504	28,421	29,505	36,583	37,963
FWNC-19260-G	192 x 60	3	2	4	33,164	35,826	41,575	32,009	33,150	40,605	42,058
FWNC-19266-G	192 x 66	3	4	4	-	45,406	51,503	41,357	42,567	50,474	52,015
FWNC-19272-G	192 x 72	3	4	4	-	48,008	53,112	43,959	45,169	53,076	54,617
FWNC-20454-G	204 x 54	3	2	4	32,070	34,701	40,381	30,929	32,056	39,422	40,858
FWNC-20460-G	204 x 60	3	2	4	36,072	38,842	44,824	34,869	36,056	43,814	45,326
FWNC-20466-G	204 x 66	3	4	4	-	49,334	55,679	45,121	46,380	54,608	56,211
FWNC-20472-G	204 x 72	3	4	4	-	52,211	57,522	47,998	49,257	57,485	59,088
FWNC-21654-G	216 x 54	3	2	4	34,240	36,934	42,752	33,070	34,225	41,770	43,241
FWNC-21660-G	216 x 60	3	2	4	38,549	41,387	47,515	37,317	38,534	46,480	48,029
FWNC-21666-G	216 x 66	3	4	4	-	52,672	59,171	48,356	49,646	58,074	59,717
FWNC-21672-G	216 x 72	3	4	4	-	55,793	61,234	51,477	52,767	61,195	62,838
FWNC-22854-G	228 x 54	3	2	4	35,964	38,684	44,558	34,783	35,949	43,567	45,051
FWNC-22860-G	228 x 60	3	2	4	40,529	43,394	49,581	39,286	40,514	48,536	50,100
FWNC-22866-G	228 x 66	3	4	4	-	55,330	61,891	50,972	52,275	60,784	62,442
FWNC-22872-G	228 x 72	3	4	4	-	58,655	64,147	54,297	55,600	64,109	65,767
FWNC-24054-G	240 x 54	3	2	4	37,787	40,538	46,478	36,593	37,772	45,476	46,977
FWNC-24060-G	240 x 60	3	2	4	42,620	45,518	51,774	41,363	42,604	50,718	52,299
FWNC-24066-G	240 x 66	3	4	4	-	58,136	64,772	53,730	55,047	63,652	65,329
FWNC-24072-G	240 x 72	3	4	4	-	61,676	67,231	57,270	58,587	67,192	68,869



GLASS TOP

BASE OPTIONS	CODE	PRICE	NOTES
Metal Trim Finish Options:			
Powder Coat	No Code	No Charge	Tapered and Rounded Rectangle Bases are standard with a metal trim detail in either Powder Coat or Clear Anodized. Other finishes available at an upcharge.
Clear Anodized	-CA	No Charge	
GoldMatt Anodized	-GMA	\$941	
Antique Brass Anodized	-ABA	\$941	
Light Bronze Anodized	-LBA	\$471	
High Polish Finish	-HPF	\$554	
Upholstered Base Option:			
		-COM	-A -B -C -D -E -F -G
Upholstered Base, 48" Wide Table	-UPH-48	\$1,045	\$1,359 \$1,463 \$1,568 \$1,672 \$2,404 \$2,822 \$3,031
Upholstered Base, 54" Wide Table	-UPH-54	\$1,045	\$1,411 \$1,516 \$1,550 \$1,725 \$2,508 \$2,926 \$3,135
Upholstered Base, 60" Wide Table	-UPH-60	\$1,045	\$1,463 \$1,568 \$1,672 \$1,777 \$2,717 \$3,135 \$3,344
Upholstered Base, 66" Wide Table	-UPH-66	\$1,045	\$1,568 \$1,672 \$1,777 \$1,881 \$3,135 \$3,553 \$3,762
Upholstered Base, 72" Wide Table	-UPH-72	\$1,045	\$1,672 \$1,777 \$1,881 \$1,986 \$3,658 \$4,076 \$4,285
Acrylic Base Option:			
Acrylic, 48" Wide Table	-ACR-48	\$2,000	Acrylic option applied to end/inner panels of Tapered Bases only.
Acrylic, 54" Wide Table	-ACR-54	\$2,400	
Acrylic, 60" Wide Table	-ACR-60	\$2,600	
Acrylic, 66" Wide Table	-ACR-66	\$2,800	
Acrylic, 72" Wide Table	-ACR-72	\$3,100	
Paint Option:			
Veneer Rounded Rectangle Base Inner Shell	-PVRR	DEDUCT \$471	Paint option on Veneer Rounded Rectangle Base Inner Shell
Laminate Rounded Rectangle Base Inner Shell	-PLRR	No Charge	Paint option on Laminate Rounded Rectangle Base Inner Shell
Fenix Tapered Base End/Inner Panels	-PFTP	DEDUCT \$471	Paint option on Fenix Tapered Base End/Inner Panels
Veneer Tapered Base End/Inner Panels	-PVTP	DEDUCT \$471	Paint option on Veneer Tapered Base End/Inner Panels
Laminate Tapered Base End/Inner Panels	-PLTP	No Charge	Paint option on Laminate Tapered Base End/Inner Panels
Center Column Base Finish Options:			
Painted Center Column Base*	-CRP	No Charge	To replace existing middle base (Hoop Base and T-Base only)
Veneer Center Column Base*	-CRV	No Charge	
Polished Chrome Finish Options:			
Polished Chrome Hoop Base (2 base tables)	-PCHP2	\$2,768	*When specifying -CRV or -CRP in conjunction with a Polished Chrome finish on Hoop Base or T-Base tables with 3 bases, use the upcharge code and pricing for 2 base tables (-PCHP2 or -PCTB2).
Polished Chrome Hoop Base (3 base tables)	-PCHP3	\$4,149	
Polished Chrome T-Base (2 base tables)	-PCTB2	\$2,768	
Polished Chrome T-Base (3 base tables)	-PCTB3	\$4,149	
T-Base Combination Finish (2 base tables)	-PCCBF2	\$1,694	
T-Base Combination Finish (3 base tables)	-PCCBF3	\$2,542	
TOP OPTIONS			
Satin Glass Option:			
72"-96" Tables	-FSG	\$685	
102"-132" Tables	-FSG	\$912	
144"-180" Tables	-FSG	\$1,142	
192"-228" Tables	-FSG	\$1,467	
240" Tables	-FSG	\$1,683	
Multi-Section Tops:			
102", 108", 114" and 120" one-piece tops split into two sections	Specify -2	\$824	Power Matrix (center of table location only) cannot be specified when this option is selected
204", 216", 228" or 240" two-piece tops split into four sections	Specify -4	\$1,642	
POWER OPTIONS			
Low Profile Perimeter Power Option:			See page 29 for location information
72"-132" Tables	-LPP6C	\$6,532	(10) simplex outlets, (10) USB-A+C ports, (4) Modular AV Inserts/Plates
144"-156" Tables	-LPP8C	\$9,144	(14) simplex outlets, (14) USB-A+C ports, (4) Modular AV Inserts/Plates
168"-240" Tables	-LPP10C	\$12,436	(18) simplex outlets, (18) USB-A+C ports, (4) Modular AV Inserts/Plates
For USB-C+C	Add -USB-DualC	No Charge	Replaces USB-A+C ports
Field-Wired Option:			
72"-132" Tables	Add -FW	DEDUCT \$1,945	Some local electrical codes may require hardwiring of components and may not allow the use of standard modular power systems. A junction box will be provided when ordering the -FW option
144"-156" Tables	Add -FW	DEDUCT \$2,378	
168"-240" Tables	Add -FW	DEDUCT \$2,913	
Other Power and Data Options: See pages 204-213			





GLASS TOP

EDGE PROFILE



Glass Edge

GENERAL INFORMATION

- Tops are 1-1/8"-thick sub-top with 1/4"-thick back-painted low iron glass
- Glass sections noted are for tables without power units. When power units are specified in the table, the glass sections are determined by the size of the power unit, quantity and location.
- Unless otherwise specified, the sub-top finish will match the base finish (specification required when base is polished chrome) Seating capacity based on 27" per person
- Overall table height 29.5"
- T-Base combination finish includes a Polished Chrome foot and Powder Coat vertical column
- Due to the color variation inherent with the natural etching process, larger size tables longer than 180" or wider than 60" may have glass color variation
- Beam finish will match Metal Finish selection. If no Metal Finish is selected, beams will be Foil.
- If Polished Chrome Finish is specified on the T-Base or Hoop Base, the beams will be Foil.
- Tables with three Hoop or T-Bases will default to the same base style for all three bases. An alternate Center Column Base may also be specified above.
- One wire manager included with the Hoop Base table (regardless of table size). Can be adhered to the leg and will default to the finish of the leg. Wire manager on veneer Hoop Bases will be veneered to match the base veneer option. If additional wire management channels are required, they can be purchased separately at the end of the price list.
- Rectangle, Expandable Rectangle, Tapered, Rounded Rectangle, Metal T-Base, Panel, Island, and Center Column bases include a removable access panel
- Tapered and Rounded Rectangle bases standard with a metal trim detail
- Veneer Hoop Base finish will match Top veneer finish
- Upholstery option is applied on the Rounded Rectangle outer base shell or Tapered Base end panel. For COM fabrics, yardage requirement is 1 yard per base.
- Center Wire Chase available on two base tables for more robust wire management needs. See page 213.
- On Tapered base tables with center bases, the center base will default to the finish selections specified for the end bases. Metal finish on center bases will default to the finish selection on the end base.
- On Rounded Rectangle base tables with center bases, both sides of the center base will default to the finish selection specified for the inner shell of the end bases. Metal finish on center base will default to finish selection specified for end base.
- If a powder coat finish is not selected for the Low Profile Perimeter Power, the finish will match the beam metal finish (Foil is the default when Clear Anodized is selected)

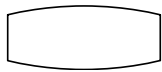
REQUIRED INFORMATION (ORDER CANNOT BE ENTERED WITHOUT THIS INFORMATION)

See appendix pages vi-xii for surface material options.

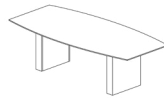
- Choose Glass Finish (Satin Glass upcharges apply, see options above)
- Choose Sub-Top Finish: Paint Finish or Veneer Finish
- Choose Veneer Finish, if Veneer base specified
- Choose Laminate Finish, if Laminate base specified
- Choose Fenix Finish, if Fenix base specified
- Choose Paint Finish, if Painted base or paint option specified
- Choose Metal Finish. Clear Anodized (-CA), GoldMatt Anodized (-GMA), Antique Brass Anodized (-ABA) and Light Bronze Anodized (-LBA) not available on T-Base or Hoop Base.
- Choose Powder Coat Finish, if Low Profile Perimeter Power is selected
- Choose Metal Finish for base trim detail, if Tapered or Rounded Rectangle Bases specified
- Choose Upholstery, if Upholstery Base Option specified
- Choose Acrylic Finish, if Acrylic Base Option specified



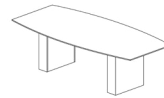
GLASS TOP



BOAT TOP



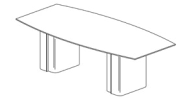
Rectangle Base



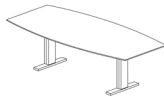
Expandable Rectangle Base



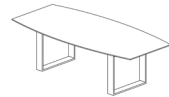
Tapered Base



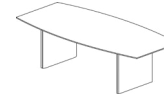
Rounded Rectangle Base



T-Base



Hoop Base



Panel Base



Four Post Base

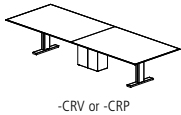
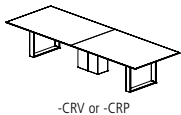
BOAT TABLES	MODEL #	L x W	BASE QTY	SUB-TOP SECTIONS	GLASS SECTIONS	RECTANGLE BASE		EXPANDABLE RECTANGLE BASE		TAPERED BASE				ROUNDED RECTANGLE BASE		
						Painted	Veneer	Painted	Veneer	Laminate	Painted	Veneer	Fenix	Laminate	Painted	Veneer
						-PR	-VR	-PX	-VX	-LTP	-PTP	-VTP	-FTP	-LRR	-PRR	-VRR
FWNB-7240-G	72 x 32/40	2	1	1	1	9,150	9,595	9,595	10,065	-	-	-	-	-	-	-
FWNB-7840-G	78 x 32/40	2	1	1	1	10,117	10,593	10,593	11,095	-	-	-	-	-	-	-
FWNB-8444-G	84 x 32/44	2	1	1	1	11,239	11,731	11,731	12,251	12,930	12,930	13,443	12,978	13,263	13,263	13,789
FWNB-9044-G	90 x 32/44	2	1	1	1	12,216	12,734	12,734	13,281	13,995	13,995	14,535	14,046	14,345	14,345	14,899
FWNB-9648-G	96 x 36/48	2	1	1	1	13,127	13,645	13,645	14,192	14,906	14,906	15,445	14,957	15,256	15,256	15,810
FWNB-10248-G	102 x 36/48	2	1	2	2	14,305	14,852	14,852	15,429	16,183	16,183	16,752	16,237	16,552	16,552	17,137
FWNB-10848-G	108 x 36/48	2	1	2	2	14,755	15,302	15,302	15,879	16,633	16,633	17,202	16,687	17,002	17,002	17,587
FWNB-11450-G	114 x 36/50	2	1	2	2	17,072	17,672	17,672	18,307	19,136	19,136	19,762	19,195	19,542	19,542	20,185
FWNB-12050-G	120 x 36/50	2	1	2	2	17,585	18,185	18,185	18,820	19,649	19,649	20,275	19,708	20,055	20,055	20,698
FWNB-13254-G	132 x 36/54	2	2	3	3	20,245	20,871	20,871	21,532	22,396	22,396	23,048	22,457	22,819	22,819	23,488
FWNB-14454-G	144 x 36/54	2	2	3	3	22,247	22,898	22,898	23,585	24,484	24,484	25,162	24,548	24,924	24,924	25,620
FWNB-15654-G	156 x 36/54	3	2	3	3	27,160	28,146	28,146	29,187	30,548	30,548	31,576	30,646	31,215	31,215	32,271
FWNB-16860-G	168 x 42/60	3	2	3	3	31,790	32,828	32,828	33,925	35,359	35,359	36,441	35,461	36,061	36,061	37,173
FWNB-18060-G	180 x 42/60	3	2	4	4	33,289	34,327	34,327	35,424	36,858	36,858	37,940	36,960	37,560	37,560	38,672
FWNB-19272-G	192 x 54/72	3	4	4	4	46,906	48,008	48,008	49,171	49,140	49,140	50,816	49,280	50,288	50,288	52,010
FWNB-20472-G	204 x 54/72	3	4	4	4	51,065	52,211	52,211	53,422	53,390	53,390	55,133	53,535	54,584	54,584	56,376
FWNB-21672-G	216 x 54/72	3	4	4	4	54,619	55,793	55,793	57,033	57,000	57,000	58,786	57,149	58,224	58,224	60,060
FWNB-22872-G	228 x 54/72	3	4	4	4	57,469	58,655	58,655	59,907	59,874	59,874	61,677	60,024	61,109	61,109	62,962
FWNB-24072-G	240 x 54/72	3	4	4	4	60,478	61,676	61,676	62,943	62,909	62,909	64,732	63,061	64,158	64,158	66,032

BOAT TABLES	MODEL #	L x W	BASE QTY	SUB-TOP SECTIONS	GLASS SECTIONS	T-BASE		HOOP BASE		PANEL BASE		FOUR POST BASE	
						Metal	-TB	Metal	-HP	Veneer	-VHP	Painted	-PP
FWNB-7240-G	72 x 32/40	2	1	1	1	8,455	-	-	-	7,960	8,448	9,150	9,595
FWNB-7840-G	78 x 32/40	2	1	1	1	9,374	-	-	-	8,844	9,367	10,117	10,593
FWNB-8444-G	84 x 32/44	2	1	1	1	10,470	-	-	-	9,922	10,463	11,239	11,731
FWNB-9044-G	90 x 32/44	2	1	1	1	11,407	-	-	-	10,831	11,400	12,216	12,734
FWNB-9648-G	96 x 36/48	2	1	1	1	12,318	13,645	16,510	-	11,742	12,311	13,127	13,645
FWNB-10248-G	102 x 36/48	2	1	2	2	13,451	14,852	17,876	-	12,843	13,444	14,305	14,852
FWNB-10848-G	108 x 36/48	2	1	2	2	13,901	15,302	18,326	-	13,293	13,893	14,755	15,302
FWNB-11450-G	114 x 36/50	2	1	2	2	16,133	17,672	20,997	-	15,464	16,124	17,072	17,672
FWNB-12050-G	120 x 36/50	2	1	2	2	16,645	18,185	21,510	-	15,977	16,637	17,585	18,185
FWNB-13254-G	132 x 36/54	2	2	3	3	19,267	20,871	24,334	-	18,571	19,258	20,245	20,871
FWNB-14454-G	144 x 36/54	2	2	3	3	21,230	22,898	26,500	-	20,506	21,221	22,247	22,898
FWNB-15654-G	156 x 36/54	3	2	3	3	25,618	28,146	33,604	-	24,521	25,604	27,160	28,146
FWNB-16860-G	168 x 42/60	3	2	3	3	30,166	32,828	38,577	-	29,011	30,151	31,790	32,828
FWNB-18060-G	180 x 42/60	3	2	4	4	31,665	34,327	40,076	-	30,510	31,651	33,289	34,327
FWNB-19272-G	192 x 54/72	3	4	4	4	-	48,008	53,112	-	43,959	45,169	46,906	48,008
FWNB-20472-G	204 x 54/72	3	4	4	4	-	52,211	57,522	-	47,998	49,257	51,065	52,211
FWNB-21672-G	216 x 54/72	3	4	4	4	-	55,793	61,234	-	51,477	52,767	54,619	55,793
FWNB-22872-G	228 x 54/72	3	4	4	4	-	58,655	64,147	-	54,297	55,600	57,469	58,655
FWNB-24072-G	240 x 54/72	3	4	4	4	-	61,676	67,231	-	57,270	58,587	60,478	61,676



GLASS TOP

BASE OPTIONS	CODE	PRICE	NOTES
Metal Trim Finish Options:			
Powder Coat	No Code	No Charge	Tapered and Rounded Rectangle Bases are standard with a metal trim detail in either Powder Coat or Clear Anodized. Other finishes available at an upcharge.
Clear Anodized	-CA	No Charge	
GoldMatt Anodized	-GMA	\$941	
Antique Brass Anodized	-ABA	\$941	
Light Bronze Anodized	-LBA	\$471	
High Polish Finish	-HPF	\$554	
Upholstered Base Option:			
		-COM	-A -B -C -D -E -F -G
Upholstered Base, 44", 48", 50" Wide Tables	-UPH-48	\$1,045	\$1,359 \$1,463 \$1,568 \$1,672 \$2,404 \$2,822 \$3,031
Upholstered Base, 54" Wide Table	-UPH-54	\$1,045	\$1,411 \$1,516 \$1,550 \$1,725 \$2,508 \$2,926 \$3,135
Upholstered Base, 60" Wide Table	-UPH-60	\$1,045	\$1,463 \$1,568 \$1,672 \$1,777 \$2,717 \$3,135 \$3,344
Upholstered Base, 72" Wide Table	-UPH-72	\$1,045	\$1,672 \$1,777 \$1,881 \$1,986 \$3,658 \$4,076 \$4,285
Acrylic Base Option:			
Acrylic, 44", 48", 50" Wide Tables	-ACR-48	\$2,000	Acrylic option applied to end/inner panels of Tapered Bases only.
Acrylic, 54" Wide Table	-ACR-54	\$2,400	
Acrylic, 60" Wide Table	-ACR-60	\$2,600	
Acrylic, 72" Wide Table	-ACR-72	\$3,100	
Paint Option:			
Veneer Rounded Rectangle Base Inner Shell	-PVRR	DEDUCT \$471	Paint option on Veneer Rounded Rectangle Base Inner Shell
Laminate Rounded Rectangle Base Inner Shell	-PLRR	No Charge	Paint option on Laminate Rounded Rectangle Base Inner Shell
Fenix Tapered Base End/Inner Panels	-PFTP	DEDUCT \$471	Paint option on Fenix Tapered Base End/Inner Panels
Veneer Tapered Base End/Inner Panels	-PVTP	DEDUCT \$471	Paint option on Veneer Tapered Base End/Inner Panels
Laminate Tapered Base End/Inner Panels	-PLTP	No Charge	Paint option on Laminate Tapered Base End/Inner Panels
Remove Center Column for Four Post Base Options:			
If -P4 base is selected	-4COLP	DEDUCT \$903	Available on tables 96" and shorter only
If -V4 base is selected	-4COLV	DEDUCT \$1,392	
Center Column Base Finish Options:			
Painted Center Column Base*	-CRP	No Charge	To replace existing middle base (Hoop Base and T-Base only)
Veneer Center Column Base*	-CRV	No Charge	
Polished Chrome Finish Options:			
Polished Chrome Four Post Base	-PCFB	\$2,768	*When specifying -CRV or -CRP in conjunction with a Polished Chrome finish on Hoop Base or T-Base tables with 3 bases, use the upcharge code and pricing for 2 base tables (-PCHP2 or -PCTB2).
Polished Chrome Hoop Base (2 base tables)	-PCHP2	\$2,768	
Polished Chrome Hoop Base (3 base tables)	-PCHP3	\$4,149	
Polished Chrome T-Base (2 base tables)	-PCTB2	\$2,768	
Polished Chrome T-Base (3 base tables)	-PCTB3	\$4,149	
T-Base Combination Finish (2 base tables)	-PCCBF2	\$1,694	
T-Base Combination Finish (3 base tables)	-PCCBF3	\$2,542	
TOP OPTIONS			
Satin Glass Option:			
72"-96" Tables	-FSG	\$685	
102"-132" Tables	-FSG	\$912	
144"-180" Tables	-FSG	\$1,142	
192"-228" Tables	-FSG	\$1,467	
240" Tables	-FSG	\$1,683	
Multi-Section Tops:			
102", 108", 114" and 120" one-piece tops split into two sections	Specify -2	\$824	Power Matrix (center of table location only) cannot be specified when this option is selected





GLASS TOP

POWER OPTIONS	CODE	PRICE	NOTES
Low Profile Perimeter Power Option:			See page 29 for location information
72"-132" Tables	-LPP6C	\$6,532	(10) simplex outlets, (10) USB-A+C ports, (4) Modular AV Inserts/Plates
144"-156" Tables	-LPP8C	\$9,144	(14) simplex outlets, (14) USB-A+C ports, (4) Modular AV Inserts/Plates
168"-240" Tables	-LPP10C	\$12,436	(18) simplex outlets, (18) USB-A+C ports, (4) Modular AV Inserts/Plates
For USB-C+C	Add -USB-DualC	No Charge	Replaces USB-A+C ports
Field-Wired Option:			
72"-132" Tables	Add -FW	DEDUCT \$1,945	Some local electrical codes may require hardwiring of components
144"-156" Tables	Add -FW	DEDUCT \$2,378	and may not allow the use of standard modular power systems.
168"-240" Tables	Add -FW	DEDUCT \$2,913	A junction box will be provided when ordering the -FW option
Other Power and Data Options:	See pages 204-213		

EDGE PROFILE



Glass Edge

GENERAL INFORMATION

- Tops are 1-1/8" -thick sub-top with 1/4" -thick back-painted low iron glass
- Glass sections noted are for tables without power units. When power units are specified in the table, the glass sections are determined by the size of the power unit, quantity and location.
- Unless otherwise specified, the sub-top finish will match the base finish (specification required when base is polished chrome) Seating capacity based on 27" per person
- Overall table height 29.5"
- Four Post Base includes a 12"x24" center column for wire management. Center column may be removed from tables 96" and shorter with options -4COLP or -4COLV above. On tables over 96", the center column is required for support.
- T-Base combination finish includes a Polished Chrome foot and Powder Coat vertical column
- Due to the color variation inherent with the natural etching process, larger size tables longer than 180" or wider than 60" may have glass color variation
- Beam finish will match Metal Finish selection. If no Metal Finish is selected, beams will be Foil.
- If Polished Chrome Finish is specified on the T-Base or Hoop Base, the beams will be Foil. If Polished Chrome Finish is specified on the Four Post Base, the beams will be Clear Anodized.
- Tables with three Hoop or T-Bases will default to the same base style for all three bases. An alternate Center Column Base may also be specified above.
- One wire manager included with the Hoop Base table (regardless of table size). Can be adhered to the leg and will default to the finish of the leg. Wire manager on veneer Hoop Bases will be veneered to match the base veneer option. If additional wire management channels are required, they can be purchased separately at the end of the price list.
- Rectangle, Expandable Rectangle, Tapered, Rounded Rectangle, Metal T-Base, Panel, Island, and Center Column bases include a removable access panel
- Tapered and Rounded Rectangle bases standard with a metal trim detail
- Veneer Hoop Base finish will match Top veneer finish
- Upholstery option is applied on the Rounded Rectangle outer base shell or Tapered Base end panel. For COM fabrics, yardage requirement is 1 yard per base.
- Center Wire Chase available on two base tables for more robust wire management needs. See page 213.
- On Tapered base tables with center bases, the center base will default to the finish selections specified for the end bases. Metal finish on center bases will default to the finish selection on the end base.
- On Rounded Rectangle base tables with center bases, both sides of the center base will default to the finish selection specified for the inner shell of the end bases. Metal finish on center base will default to finish selection specified for end base.
- If a powder coat finish is not selected for the Low Profile Perimeter Power, the finish will match the beam metal finish (Foil is the default when Clear Anodized is selected)

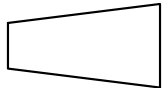
REQUIRED INFORMATION (ORDER CANNOT BE ENTERED WITHOUT THIS INFORMATION)

See appendix pages vi-xii for surface material options.

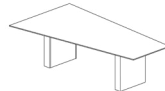
- Choose Glass Finish (Satin Glass upcharges apply, see options above)
- Choose Sub-Top Finish: Paint Finish or Veneer Finish
- Choose Veneer Finish, if Veneer base specified
- Choose Laminate Finish, if Laminate base specified
- Choose Fenix Finish, if Fenix base specified
- Choose Paint Finish, if Painted base or paint option specified
- Choose Metal Finish. Clear Anodized (-CA), GoldMatt Anodized (-GMA), Antique Brass Anodized (-ABA) and Light Bronze Anodized (-LBA) not available on T-Base or Hoop Base.
- Choose Powder Coat Finish, if Low Profile Perimeter Power is selected
- Choose Metal Finish for base trim detail, if Tapered or Rounded Rectangle Bases specified
- Choose Upholstery, if Upholstery Base Option specified
- Choose Acrylic Finish, if Acrylic Base Option specified



GLASS TOP



SIGHT LINE TOP



Rectangle Base



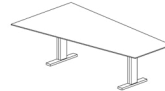
Expandable Rectangle Base



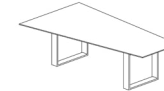
Tapered Base



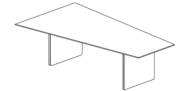
Rounded Rectangle Base



T-Base



Hoop Base



Panel Base

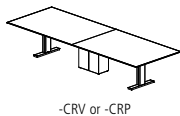
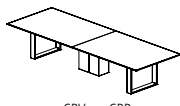
SIGHT LINE TABLES	MODEL #	L x W	BASE QTY	SUB-TOP SECTIONS	GLASS SECTIONS	RECTANGLE BASE		EXPANDABLE RECTANGLE BASE		TAPERED BASE			ROUNDED RECTANGLE BASE			
						Painted	Veneer	Painted	Veneer	Laminate	Painted	Veneer	Fenix	Laminate	Painted	Veneer
						-PR	-VR	-PX	-VX	-LTP	-PTP	-VTP	-FTP	-LRR	-PRR	-VRR
FWNA-7254-G	72 x 36/54	2	1	1	1	11,147	11,627	11,627	12,135	12,798	12,798	13,299	12,845	13,123	13,123	13,637
FWNA-7856-G	78 x 36/56	2	1	1	1	13,270	13,811	13,811	14,383	15,130	15,130	15,694	15,183	15,496	15,496	16,075
FWNA-8458-G	84 x 36/58	2	1	1	1	14,019	14,560	14,560	15,132	15,879	15,879	16,443	15,933	16,245	16,245	16,824
FWNA-9060-G	90 x 36/60	2	1	1	1	15,572	16,141	16,141	16,743	17,528	17,528	18,122	17,585	17,913	17,913	18,523
FWNA-9660-G	96 x 36/60	2	1	1	1	16,146	16,716	16,716	17,317	18,103	18,103	18,696	18,159	18,488	18,488	19,097
FWNA-10260-G	102 x 36/60	2	1	2	2	17,651	18,252	18,252	18,886	19,716	19,716	20,342	19,775	20,122	20,122	20,766
FWNA-10860-G	108 x 36/60	2	1	2	2	18,257	18,858	18,858	19,493	20,323	20,323	20,949	20,382	20,729	20,729	21,372
FWNA-11460-G	114 x 36/60	2	1	2	2	19,857	20,489	20,489	21,158	22,031	22,031	22,690	22,093	22,458	22,458	23,136
FWNA-12066-G	120 x 36/66	2	2	2	2	26,242	26,913	26,913	27,621	28,548	28,548	29,247	28,614	29,001	29,001	29,719
FWNA-13268-G	132 x 36/68	2	3	3	3	29,707	30,406	30,406	31,144	32,109	32,109	32,837	32,178	32,581	32,581	33,329
FWNA-14470-G	144 x 36/70	2	3	3	3	33,470	34,197	34,197	34,965	35,968	35,968	36,725	36,039	36,459	36,459	37,237
FWNA-15672-G	156 x 36/72	3	3	3	3	40,408	41,510	41,510	42,673	44,194	44,194	45,342	44,302	44,938	44,938	46,117
FWNA-16876-G	168 x 36/76	3	3	3	3	42,833	43,903	43,903	45,033	46,510	46,510	47,625	46,615	47,233	47,233	48,379
FWNA-18078-G	180 x 36/78	3	3	3	3	45,832	46,902	46,902	48,032	49,509	49,509	50,624	49,615	50,232	50,232	51,378
FWNA-19278-G	192 x 36/78	3	4	4	4	48,093	49,163	49,163	50,293	50,263	50,263	51,891	50,399	51,378	51,378	53,051
FWNA-20478-G	204 x 36/78	3	4	4	4	52,400	53,514	53,514	54,690	54,659	54,659	56,352	54,800	55,819	55,819	57,560
FWNA-21678-G	216 x 36/78	3	4	4	4	56,089	57,229	57,229	58,434	58,402	58,402	60,137	58,547	59,591	59,591	61,374
FWNA-22878-G	228 x 36/78	3	4	4	4	59,058	60,209	60,209	61,425	61,393	61,393	63,145	61,539	62,593	62,593	64,393
FWNA-24078-G	240 x 36/78	3	4	4	4	62,188	63,352	63,352	64,583	64,550	64,550	66,321	64,697	65,763	65,763	67,584

SIGHT LINE TABLES	MODEL #	L x W	BASE QTY	SUB-TOP SECTIONS	GLASS SECTIONS	T-BASE		HOOP BASE		PANEL BASE	
						Metal	Veneer	Metal	Veneer	Painted	Veneer
						-TB	-HP	-VHP	-PP	-VP	
FWNA-7254-G	72 x 36/54	2	1	1	1	10,395	11,627	14,287	9,861	10,389	
FWNA-7856-G	78 x 36/56	2	1	1	1	12,424	13,811	16,807	11,821	12,416	
FWNA-8458-G	84 x 36/58	2	1	1	1	13,173	14,560	17,556	12,571	13,165	
FWNA-9060-G	90 x 36/60	2	1	1	1	14,682	16,141	19,293	14,048	14,674	
FWNA-9660-G	96 x 36/60	2	1	1	1	15,256	16,716	19,867	14,623	15,248	
FWNA-10260-G	102 x 36/60	2	1	2	2	16,711	18,252	21,578	16,042	16,703	
FWNA-10860-G	108 x 36/60	2	1	2	2	17,318	18,858	22,185	16,649	17,309	
FWNA-11460-G	114 x 36/60	2	1	2	2	18,868	20,489	23,991	18,164	18,859	
FWNA-12066-G	120 x 36/66	2	2	2	2	25,193	26,913	30,627	24,446	25,183	
FWNA-13268-G	132 x 36/68	2	3	3	3	28,614	30,406	34,274	27,836	28,604	
FWNA-14470-G	144 x 36/70	2	3	3	3	-	34,197	38,220	31,525	32,323	
FWNA-15672-G	156 x 36/72	3	3	3	3	-	41,510	46,614	37,461	38,671	
FWNA-16876-G	168 x 36/76	3	3	3	3	-	43,903	48,861	39,969	41,145	
FWNA-18078-G	180 x 36/78	3	3	3	3	-	46,902	51,860	42,968	44,144	
FWNA-19278-G	192 x 36/78	3	4	4	4	-	49,163	54,121	45,230	46,405	
FWNA-20478-G	204 x 36/78	3	4	4	4	-	53,514	58,673	49,421	50,644	
FWNA-21678-G	216 x 36/78	3	4	4	4	-	57,229	62,515	53,036	54,290	
FWNA-22878-G	228 x 36/78	3	4	4	4	-	60,209	65,545	55,976	57,241	
FWNA-24078-G	240 x 36/78	3	4	4	4	-	63,352	68,749	59,072	60,351	



GLASS TOP

BASE OPTIONS	CODE	PRICE	NOTES
Metal Trim Finish Options:			
Powder Coat	No Code	No Charge	Tapered and Rounded Rectangle Bases are standard with a metal trim detail in either Powder Coat or Clear Anodized. Other finishes available at an upcharge.
Clear Anodized	-CA	No Charge	
GoldMatt Anodized	-GMA	\$941	
Antique Brass Anodized	-ABA	\$941	
Light Bronze Anodized	-LBA	\$471	
High Polish Finish	-HPF	\$554	
Upholstered Base Option:			
		-COM	-A -B -C -D -E -F -G
Upholstered Base, 54", 56", 58" Wide Tables	-UPH-48	\$1,045	\$1,359 \$1,463 \$1,568 \$1,672 \$2,404 \$2,822 \$3,031
Upholstered Base, 60" Wide Table	-UPH-54	\$1,045	\$1,411 \$1,516 \$1,550 \$1,725 \$2,508 \$2,926 \$3,135
Upholstered Base, 66", 68" Wide Tables	-UPH-60	\$1,045	\$1,463 \$1,568 \$1,672 \$1,777 \$2,717 \$3,135 \$3,344
Upholstered Base, 70", 72" Wide Tables	-UPH-66	\$1,045	\$1,568 \$1,672 \$1,777 \$1,881 \$3,135 \$3,553 \$3,762
Upholstered Base, 76", 78" Wide Tables	-UPH-72	\$1,045	\$1,672 \$1,777 \$1,881 \$1,986 \$3,658 \$4,076 \$4,285
Acrylic Base Option:			
Acrylic, 54", 56", 58" Wide Tables	-ACR-48	\$2,000	Acrylic option applied to end/inner panels of Tapered Bases only.
Acrylic, 60" Wide Table	-ACR-54	\$2,400	
Acrylic, 66", 68" Wide Tables	-ACR-60	\$2,600	
Acrylic, 70", 72" Wide Tables	-ACR-66	\$2,800	
Acrylic, 76", 78" Wide Tables	-ACR-72	\$3,100	
Paint Option:			
Veneer Rounded Rectangle Base Inner Shell	-PVRR	DEDUCT \$471	Paint option on Veneer Rounded Rectangle Base Inner Shell
Laminate Rounded Rectangle Base Inner Shell	-PLRR	No Charge	Paint option on Laminate Rounded Rectangle Base Inner Shell
Fenix Tapered Base End/Inner Panels	-PFTP	DEDUCT \$471	Paint option on Fenix Tapered Base End/Inner Panels
Veneer Tapered Base End/Inner Panels	-PVTP	DEDUCT \$471	Paint option on Veneer Tapered Base End/Inner Panels
Laminate Tapered Base End/Inner Panels	-PLTP	No Charge	Paint option on Laminate Tapered Base End/Inner Panels
Center Column Base Finish Options:			
Painted Center Column Base*	-CRP	No Charge	To replace existing middle base (Hoop Base and T-Base only)
Veneer Center Column Base*	-CRV	No Charge	
Polished Chrome Finish Options:			
Polished Chrome Hoop Base (2 base tables)	-PCHP2	\$2,768	*When specifying -CRV or -CRP in conjunction with a Polished Chrome finish on Hoop Base or T-Base tables with 3 bases, use the upcharge code and pricing for 2 base tables (-PCHP2 or -PCTB2).
Polished Chrome Hoop Base (3 base tables)	-PCHP3	\$4,149	
Polished Chrome T-Base (2 base tables)	-PCTB2	\$2,768	
Polished Chrome T-Base (3 base tables)	-PCTB3	\$4,149	
T-Base Combination Finish (2 base tables)	-PCCBF2	\$1,694	
T-Base Combination Finish (3 base tables)	-PCCBF3	\$2,542	
TOP OPTIONS			
Satin Glass Option:			
72"-96" Tables	-FSG	\$685	
102"-132" Tables	-FSG	\$912	
144"-180" Tables	-FSG	\$1,142	
192"-228" Tables	-FSG	\$1,467	
240" Tables	-FSG	\$1,683	
Multi-Section Tops:			
102", 108", 114" and 120" one-piece tops split into two sections	Specify -2	\$824	Power Matrix (center of table location only) cannot be specified when this option is selected
POWER OPTIONS			
Low Profile Perimeter Power Option:		See page 29 for location information	
72"-132" Tables	-LPP6C	\$6,532	(10) simplex outlets, (10) USB-A+C ports, (4) Modular AV Inserts/Plates
144"-156" Tables	-LPP8C	\$9,144	(14) simplex outlets, (14) USB-A+C ports, (4) Modular AV Inserts/Plates
168"-240" Tables	-LPP10C	\$12,436	(18) simplex outlets, (18) USB-A+C ports, (4) Modular AV Inserts/Plates
For USB-C+C	Add -USB-DualC	No Charge	Replaces USB-A+C ports
Field-Wired Option:			
72"-132" Tables	Add -FW	DEDUCT \$1,945	Some local electrical codes may require hardwiring of components and may not allow the use of standard modular power systems. A junction box will be provided when ordering the -FW option
144"-156" Tables	Add -FW	DEDUCT \$2,378	
168"-240" Tables	Add -FW	DEDUCT \$2,913	
Other Power and Data Options:		See pages 204-213	





GLASS TOP

EDGE PROFILE



Glass Edge

GENERAL INFORMATION

- Tops are 1-1/8"-thick sub-top with 1/4"-thick back-painted low iron glass
- Glass sections noted are for tables without power units. When power units are specified in the table, the glass sections are determined by the size of the power unit, quantity and location.
- Unless otherwise specified, the sub-top finish will match the base finish (specification required when base is polished chrome) Seating capacity based on 27" per person
- Overall table height 29.5"
- T-Base combination finish includes a Polished Chrome foot and Powder Coat vertical column
- Due to the color variation inherent with the natural etching process, larger size tables longer than 180" or wider than 60" may have glass color variation
- Beam finish will match Metal Finish selection. If no Metal Finish is selected, beams will be Foil.
- If Polished Chrome Finish is specified on the T-Base or Hoop Base, the beams will be Foil.
- Tables with three Hoop or T-Bases will default to the same base style for all three bases. An alternate Center Column Base may also be specified above.
- One wire manager included with the Hoop Base table (regardless of table size). Can be adhered to the leg and will default to the finish of the leg. Wire manager on veneer Hoop Bases will be veneered to match the base veneer option. If additional wire management channels are required, they can be purchased separately at the end of the price list.
- Rectangle, Expandable Rectangle, Tapered, Rounded Rectangle, Metal T-Base, Panel, Island, and Center Column bases include a removable access panel
- Tapered and Rounded Rectangle bases standard with a metal trim detail
- Veneer Hoop Base finish will match Top veneer finish
- Upholstery option is applied on the Rounded Rectangle outer base shell or Tapered Base end panel. For COM fabrics, yardage requirement is 1 yard per base.
- Center Wire Chase available on two base tables for more robust wire management needs. See page 213.
- On Tapered base tables with center bases, the center base will default to the finish selections specified for the end bases. Metal finish on center bases will default to the finish selection on the end base.
- On Rounded Rectangle base tables with center bases, both sides of the center base will default to the finish selection specified for the inner shell of the end bases. Metal finish on center base will default to finish selection specified for end base.
- If a powder coat finish is not selected for the Low Profile Perimeter Power, the finish will match the beam metal finish (Foil is the default when Clear Anodized is selected)
- Low Profile Perimeter Power option is not available on tables with Panel (-PP & -VP) and Hoop (-HP & -VHP) bases


REQUIRED INFORMATION (ORDER CANNOT BE ENTERED WITHOUT THIS INFORMATION)

See appendix pages vi-xii for surface material options.

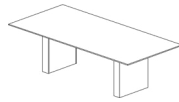
- Choose Glass Finish (Satin Glass upcharges apply, see options above)
- Choose Sub-Top Finish: Paint Finish or Veneer Finish
- Choose Veneer Finish, if Veneer base specified
- Choose Laminate Finish, if Laminate base specified
- Choose Fenix Finish, if Fenix base specified
- Choose Paint Finish, if Painted base or paint option specified
- Choose Metal Finish. Clear Anodized (-CA), GoldMatt Anodized (-GMA), Antique Brass Anodized (-ABA) and Light Bronze Anodized (-LBA) not available on T-Base or Hoop Base.
- Choose Powder Coat Finish, if Low Profile Perimeter Power is selected
- Choose Metal Finish for base trim detail, if Tapered or Rounded Rectangle Bases specified
- Choose Upholstery, if Upholstery Base Option specified
- Choose Acrylic Finish, if Acrylic Base Option specified



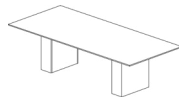
STONE / QUARTZ TOP WITH SQUARE EDGE



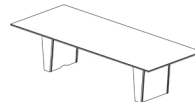
RECTANGLE TOP



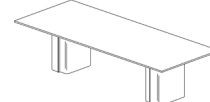
Rectangle Base



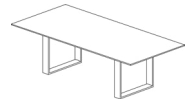
Column Base



Tapered Base



Rounded Rectangle Base



Hoop Base

RECTANGLE TABLES

MODEL #	L x W	BASE QTY	SUB-TOP SECTIONS	STONE SECTIONS	SEATING CAPACITY	RECTANGLE BASE		COLUMN BASE		TAPERED BASE			
						Painted	Veneer	Painted	Veneer	Laminate	Painted	Veneer	Fenix
						-PR	-VR	-PC	-VC	-LTP	-PTP	-VTP	-FTP
FWNT-8442-S	84 x 42	2	1	1	8	15,103	16,017	16,017	16,981	-	-	-	-
FWNT-8448-S	84 x 48	2	1	1	8	16,361	17,305	17,305	18,304	19,608	19,608	20,592	19,700
FWNT-9648-S	96 x 48	2	1	2	8	18,239	19,233	19,233	20,283	21,654	21,654	22,689	21,752
FWNT-10848-S	108 x 48	2	1	2	10	20,341	21,391	21,391	22,499	23,947	23,947	25,039	24,050
FWNT-12048-S	120 x 48	2	1	2	10	22,557	23,661	23,661	24,826	26,351	26,351	27,501	26,460
FWNT-12054-S	120 x 54	2	1	2	12	24,843	25,995	25,995	27,215	28,806	28,806	30,008	28,920
FWNT-14448-S	144 x 48	3	2	2	12	31,120	32,913	32,913	34,810	31,028	31,028	32,274	31,145
FWNT-14454-S	144 x 54	3	2	2	14	34,171	36,045	36,045	38,024	34,075	34,075	35,376	34,198
FWNT-14460-S	144 x 60	3	2	3	14	37,746	39,720	39,720	41,805	37,644	37,644	39,017	37,775
FWNT-15648-S	156 x 48	3	2	3	14	34,841	36,653	36,653	38,569	41,071	41,071	42,960	41,250
FWNT-15654-S	156 x 54	3	2	3	14	38,216	40,109	40,109	42,108	44,721	44,721	46,695	44,909
FWNT-15660-S	156 x 60	3	2	3	14	42,173	44,166	44,166	46,272	49,026	49,026	51,103	49,222
FWNT-16854-S	168 x 54	3	2	3	16	39,848	41,743	41,743	43,742	46,355	46,355	48,329	46,541
FWNT-16860-S	168 x 60	3	2	4	16	44,041	46,034	46,034	48,141	50,894	50,894	52,971	51,090
FWNT-18054-S	180 x 54	3	2	3	16	41,482	43,375	43,375	45,376	47,989	47,989	49,963	48,175
FWNT-18060-S	180 x 60	3	2	4	16	45,910	47,903	47,903	50,009	52,762	52,762	54,840	52,958
FWNT-19254-S	192 x 54	3	2	3	18	43,116	45,009	45,009	47,010	49,356	49,356	51,837	49,569
FWNT-19260-S	192 x 60	3	2	4	18	47,778	49,771	49,771	51,877	54,350	54,350	56,961	54,575
FWNT-20454-S	204 x 54	3	2	3	18	46,568	48,538	48,538	50,619	53,062	53,062	55,642	53,282
FWNT-20460-S	204 x 60	3	2	4	18	51,662	53,737	53,737	55,928	58,501	58,501	61,220	58,735
FWNT-21654-S	216 x 54	3	2	3	20	49,444	51,462	51,462	53,593	56,095	56,095	58,739	56,324
FWNT-21660-S	216 x 60	3	2	4	20	54,914	57,040	57,040	59,284	61,920	61,920	64,704	62,159
FWNT-22854-S	228 x 54	4	2	4	20	56,445	59,161	59,161	62,032	58,388	58,388	61,056	58,616
FWNT-22860-S	228 x 60	4	2	5	20	62,473	65,334	65,334	68,356	64,518	64,518	67,329	64,760
FWNT-24054-S	240 x 54	4	2	4	20	58,862	61,609	61,609	64,512	60,826	60,826	63,526	61,058
FWNT-24060-S	240 x 60	4	2	5	20	65,213	68,107	68,107	71,163	67,281	67,281	70,125	67,527

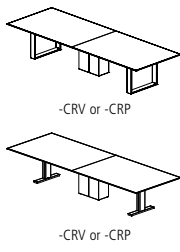
RECTANGLE TABLES

MODEL #	L x W	BASE QTY	SUB-TOP SECTIONS	STONE SECTIONS	SEATING CAPACITY	ROUNDED RECTANGLE BASE			HOOP BASE	
						Laminate	Painted	Veneer	Metal	Veneer
						-LRR	-PRR	-VRR	-HP	-VHP
FWNT-8442-S	84 x 42	2	1	1	8	-	-	-	-	-
FWNT-8448-S	84 x 48	2	1	1	8	20,247	20,247	21,257	17,305	21,403
FWNT-9648-S	96 x 48	2	1	2	8	22,326	22,326	23,390	19,233	23,544
FWNT-10848-S	108 x 48	2	1	2	10	24,655	24,655	25,778	21,391	25,942
FWNT-12048-S	120 x 48	2	1	2	10	27,097	27,097	28,278	23,661	28,451
FWNT-12054-S	120 x 54	2	1	2	12	29,586	29,586	30,820	25,995	30,999
FWNT-14448-S	144 x 48	3	2	2	12	31,836	31,836	33,117	32,913	40,697
FWNT-14454-S	144 x 54	3	2	2	14	34,920	34,920	36,256	36,045	44,174
FWNT-14460-S	144 x 60	3	2	3	14	38,535	38,535	39,942	39,720	48,283
FWNT-15648-S	156 x 48	3	2	3	14	42,296	42,296	44,237	36,653	44,518
FWNT-15654-S	156 x 54	3	2	3	14	46,002	46,002	48,029	40,109	48,321
FWNT-15660-S	156 x 60	3	2	3	14	50,374	50,374	52,507	44,166	52,816
FWNT-16854-S	168 x 54	3	2	3	16	47,636	47,636	49,661	41,743	49,955
FWNT-16860-S	168 x 60	3	2	4	16	52,242	52,242	54,377	46,034	54,684
FWNT-18054-S	180 x 54	3	2	3	16	49,270	49,270	51,295	43,375	51,589
FWNT-18060-S	180 x 60	3	2	4	16	54,110	54,110	56,245	47,903	56,552
FWNT-19254-S	192 x 54	3	2	3	18	50,982	50,982	53,544	45,009	53,223
FWNT-19260-S	192 x 60	3	2	4	18	56,063	56,063	58,758	49,771	58,422
FWNT-20454-S	204 x 54	3	2	3	18	54,753	54,753	57,418	48,538	57,084
FWNT-20460-S	204 x 60	3	2	4	18	60,283	60,283	63,090	53,737	62,738
FWNT-21654-S	216 x 54	3	2	3	20	57,829	57,829	60,559	51,462	60,217
FWNT-21660-S	216 x 60	3	2	4	20	63,746	63,746	66,621	57,040	66,260
FWNT-22854-S	228 x 54	4	2	4	20	60,137	60,137	62,892	59,161	70,946
FWNT-22860-S	228 x 60	4	2	5	20	66,361	66,361	69,263	65,334	77,745
FWNT-24054-S	240 x 54	4	2	4	20	62,596	62,596	65,382	61,609	73,527
FWNT-24060-S	240 x 60	4	2	5	20	69,145	69,145	72,081	68,107	80,660



STONE / QUARTZ TOP WITH SQUARE EDGE

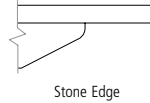
BASE OPTIONS	CODE	PRICE	NOTES
Metal Trim Finish Options:			
Powder Coat	No Code	No Charge	Tapered and Rounded Rectangle Bases are standard with a metal trim detail in either Powder Coat or Clear Anodized. Other finishes available at an upcharge.
Clear Anodized	-CA	No Charge	
GoldMatt Anodized	-GMA	\$941	
Antique Brass Anodized	-ABA	\$941	
Light Bronze Anodized	-LBA	\$471	
High Polish Finish	-HPF	\$554	
Upholstered Base Option:			
		-COM	-A -B -C -D -E -F -G
Upholstered Base, 48" Wide Table	-UPH-48	\$1,045	\$1,359 \$1,463 \$1,568 \$1,672 \$2,404 \$2,822 \$3,031
Upholstered Base, 54" Wide Table	-UPH-54	\$1,045	\$1,411 \$1,516 \$1,550 \$1,725 \$2,508 \$2,926 \$3,135
Upholstered Base, 60" Wide Table	-UPH-60	\$1,045	\$1,463 \$1,568 \$1,672 \$1,777 \$2,717 \$3,135 \$3,344
Upholstered Base, 66" Wide Table	-UPH-66	\$1,045	\$1,568 \$1,672 \$1,777 \$1,881 \$3,135 \$3,553 \$3,762
Upholstered Base, 72" Wide Table	-UPH-72	\$1,045	\$1,672 \$1,777 \$1,881 \$1,986 \$3,658 \$4,076 \$4,285
Acrylic Base Option:			
Acrylic, 48" Wide Table	-ACR-48	\$2,000	Acrylic option applied to end/inner panels of Tapered Bases only.
Acrylic, 54" Wide Table	-ACR-54	\$2,400	
Acrylic, 60" Wide Table	-ACR-60	\$2,600	
Acrylic, 66" Wide Table	-ACR-66	\$2,800	
Acrylic, 72" Wide Table	-ACR-72	\$3,100	
Paint Option:			
Veneer Rounded Rectangle Base Inner Shell	-PVRR	DEDUCT \$471	Paint option on Veneer Rounded Rectangle Base Inner Shell
Laminate Rounded Rectangle Base Inner Shell	-PLRR	No Charge	Paint option on Laminate Rounded Rectangle Base Inner Shell
Fenix Tapered Base End/Inner Panels	-PFTP	DEDUCT \$471	Paint option on Fenix Tapered Base End/Inner Panels
Veneer Tapered Base End/Inner Panels	-PVTP	DEDUCT \$471	Paint option on Veneer Tapered Base End/Inner Panels
Laminate Tapered Base End/Inner Panels	-PLTP	No Charge	Paint option on Laminate Tapered Base End/Inner Panels
Center Column Base Finish Options:			
Painted Center Column Base*	-CRP	No Charge	To replace existing middle base (Hoop Base and T-Base only)
Veneer Center Column Base*	-CRV	No Charge	
Polished Chrome Finish Options:			
Polished Chrome Hoop Base (2 base tables)	-PCHP2	\$2,768	*When specifying -CRV or -CRP in conjunction with a Polished Chrome finish on Hoop Base or T-Base tables with 3 bases, use the upcharge code and pricing for 2 base tables (-PCHP2 or -PCTB2).
Polished Chrome Hoop Base (3 base tables)	-PCHP3	\$4,149	
Polished Chrome Hoop Base (4 base tables)	-PCHP4	\$5,218	
TOP OPTIONS			
Multi-Section Tops:			
102", 108", 114" and 120" one-piece tops split into two sections	Specify -2	\$824	Power Matrix (center of table location only) cannot be specified when this option is selected
204", 216", 228" or 240" two-piece tops split into four sections	Specify -4	\$1,642	
POWER OPTIONS			
Low Profile Perimeter Power Option:			
72"-132" Tables	-LPP6C	\$6,532	See page 29 for location information (10) simplex outlets, (10) USB-A+C ports, (4) Modular AV Inserts/Plates (14) simplex outlets, (14) USB-A+C ports, (4) Modular AV Inserts/Plates (18) simplex outlets, (18) USB-A+C ports, (4) Modular AV Inserts/Plates Replaces USB-A+C ports
144"-156" Tables	-LPP8C	\$9,144	
168"-240" Tables	-LPP10C	\$12,436	
For USB-C+C	Add -USB-DualC	No Charge	
Field-Wired Option:			
72"-132" Tables	Add -FW	DEDUCT \$1,945	Some local electrical codes may require hardwiring of components and may not allow the use of standard modular power systems. A junction box will be provided when ordering the -FW option
144"-156" Tables	Add -FW	DEDUCT \$2,378	
168"-240" Tables	Add -FW	DEDUCT \$2,913	
Other Power and Data Options:	See pages 204-213		





STONE / QUARTZ TOP WITH SQUARE EDGE

EDGE PROFILE



Stone Edge

GENERAL INFORMATION

- Tops are 2cm thick, cantilevered 3" over a 2" built-up edge subtop
- When Absolute Black Granite stone is specified, the subtop will be painted in Galaxy (S8007)
- When Carrara Marble, Quartz Carrara Codena, or Quartz Serene stone is specified, the subtop will be painted in Cloud (S8004)
- Stone and Solid Surface Material: Despite its reputation for durability, natural stone can easily be broken during handling and/or installation if proper techniques are not followed. In addition, Nucraft is not responsible for the installation of natural stone or solid surface materials on its products. Therefore, installers specifically trained in the installation of these materials must be utilized to ensure a quality installation. Nucraft shall not be liable for any damages incurred during the handling and/or installation of natural stone or solid surface materials on its products.
- Steel lattice frame replaces the beam structure Seating capacity based on 27" per person
- Overall table height 29.5"
- T-Base combination finish includes a Polished Chrome foot and Powder Coat vertical column
- Beam finish will match Metal Finish selection. If no Metal Finish is selected, beams will be Foil.
- If Polished Chrome Finish is specified on the T-Base or Hoop Base, the beams will be Foil.
- Tables with three Hoop or T-Bases will default to the same base style for all three bases. An alternate Center Column Base may also be specified above.
- One wire manager included with the Hoop Base table (regardless of table size). Can be adhered to the leg and will default to the finish of the leg. Wire manager on veneer Hoop Bases will be veneered to match the base veneer option. If additional wire management channels are required, they can be purchased separately at the end of the price list.
- Rectangle, Expandable Rectangle, Tapered, Rounded Rectangle, Metal T-Base, Panel, Island, and Center Column bases include a removable access panel
- Tapered and Rounded Rectangle bases standard with a metal trim detail
- Veneer Hoop Base finish will match Top veneer finish
- Upholstery option is applied on the Rounded Rectangle outer base shell or Tapered Base end panel. For COM fabrics, yardage requirement is 1 yard per base.
- Center Wire Chase available on two base tables for more robust wire management needs. See page 213.
- On Tapered base tables with center bases, the center base will default to the finish selections specified for the end bases. Metal finish on center bases will default to the finish selection on the end base.
- On Rounded Rectangle base tables with center bases, both sides of the center base will default to the finish selection specified for the inner shell of the end bases. Metal finish on center base will default to finish selection specified for end base.
- If a powder coat finish is not selected for the Low Profile Perimeter Power, the finish will match the beam metal finish (Foil is the default when Clear Anodized is selected)


REQUIRED INFORMATION (ORDER CANNOT BE ENTERED WITHOUT THIS INFORMATION)

See appendix pages vi-xii for surface material options.

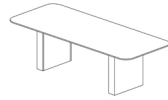
- Choose Stone
- Choose Veneer Finish, if Veneer base specified
- Choose Laminate Finish, if Laminate base specified
- Choose Fenix Finish, if Fenix base specified
- Choose Paint Finish, if Painted base or paint option specified
- Choose Metal Finish. Clear Anodized (-CA), GoldMatt Anodized (-GMA), Antique Brass Anodized (-ABA) and Light Bronze Anodized (-LBA) not available on T-Base or Hoop Base.
- Choose Powder Coat Finish, if Low Profile Perimeter Power is selected
- Choose Metal Finish for base trim detail, if Tapered or Rounded Rectangle Bases specified
- Choose Upholstery, if Upholstery Base Option specified
- Choose Acrylic Finish, if Acrylic Base Option specified



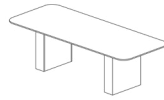
STONE / QUARTZ TOP WITH SQUARE EDGE



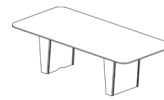
RADIUS RECTANGLE TOP



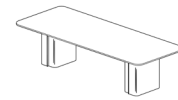
Rectangle Base



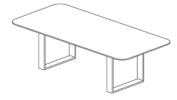
Column Base



Tapered Base



Rounded Rectangle Base



Hoop Base

RADIUS RECTANGLE TABLES

MODEL #	L x W	BASE QTY	SUB-TOP SECTIONS	STONE SECTIONS	SEATING CAPACITY	RECTANGLE BASE		COLUMN BASE		TAPERED BASE			
						Painted	Veneer	Painted	Veneer	Laminate	Painted	Veneer	Fenix
						-PR	-VR	-PC	-VC	-LTP	-PTP	-VTP	-FTP
FWNC-8442-S	84 x 42	2	1	1	8	15,103	16,017	16,017	16,981	-	-	-	-
FWNC-8448-S	84 x 48	2	1	1	8	16,361	17,305	17,305	18,304	19,608	19,608	20,592	19,700
FWNC-9648-S	96 x 48	2	1	2	8	18,239	19,233	19,233	20,283	21,654	21,654	22,689	21,752
FWNC-10848-S	108 x 48	2	1	2	10	20,341	21,391	21,391	22,499	23,947	23,947	25,039	24,050
FWNC-12048-S	120 x 48	2	1	2	10	22,557	23,661	23,661	24,826	26,351	26,351	27,501	26,460
FWNC-12054-S	120 x 54	2	1	2	12	24,843	25,995	25,995	27,215	28,806	28,806	30,008	28,920
FWNC-14448-S	144 x 48	3	2	2	12	31,120	32,913	32,913	34,810	31,028	31,028	32,274	31,145
FWNC-14454-S	144 x 54	3	2	2	14	34,171	36,045	36,045	38,024	34,075	34,075	35,376	34,198
FWNC-14460-S	144 x 60	3	2	3	14	37,746	39,720	39,720	41,805	37,644	37,644	39,017	37,775
FWNC-15648-S	156 x 48	3	2	3	14	34,841	36,653	36,653	38,569	41,071	41,071	42,960	41,250
FWNC-15654-S	156 x 54	3	2	3	14	38,216	40,109	40,109	42,108	44,721	44,721	46,695	44,909
FWNC-15660-S	156 x 60	3	2	3	14	42,173	44,166	44,166	46,272	49,026	49,026	51,103	49,222
FWNC-16854-S	168 x 54	3	2	3	16	39,848	41,743	41,743	43,742	46,355	46,355	48,329	46,541
FWNC-16860-S	168 x 60	3	2	4	16	44,041	46,034	46,034	48,141	50,894	50,894	52,971	51,090
FWNC-18054-S	180 x 54	3	2	3	16	41,482	43,375	43,375	45,376	47,989	47,989	49,963	48,175
FWNC-18060-S	180 x 60	3	2	4	16	45,910	47,903	47,903	50,009	52,762	52,762	54,840	52,958
FWNC-19254-S	192 x 54	3	2	3	18	43,116	45,009	45,009	47,010	49,356	49,356	51,837	49,569
FWNC-19260-S	192 x 60	3	2	4	18	47,778	49,771	49,771	51,877	54,350	54,350	56,961	54,575
FWNC-20454-S	204 x 54	3	2	3	18	46,568	48,538	48,538	50,619	53,062	53,062	55,642	53,282
FWNC-20460-S	204 x 60	3	2	4	18	51,662	53,737	53,737	55,928	58,501	58,501	61,220	58,735
FWNC-21654-S	216 x 54	3	2	3	20	49,444	51,462	51,462	53,593	56,095	56,095	58,739	56,324
FWNC-21660-S	216 x 60	3	2	4	20	54,914	57,040	57,040	59,284	61,920	61,920	64,704	62,159
FWNC-22854-S	228 x 54	4	2	4	20	56,445	59,161	59,161	62,032	58,388	58,388	61,056	58,616
FWNC-22860-S	228 x 60	4	2	5	20	62,473	65,334	65,334	68,556	64,518	64,518	67,329	64,760
FWNC-24054-S	240 x 54	4	2	4	20	58,862	61,609	61,609	64,512	60,826	60,826	63,526	61,058
FWNC-24060-S	240 x 60	4	2	5	20	65,213	68,107	68,107	71,163	67,281	67,281	70,125	67,527

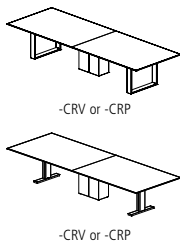
RADIUS RECTANGLE TABLES

MODEL #	L x W	BASE QTY	SUB-TOP SECTIONS	STONE SECTIONS	SEATING CAPACITY	ROUNDED RECTANGLE BASE			HOOP BASE	
						Laminate	Painted	Veneer	Metal	Veneer
						-LRR	-PRR	-VRR	-HP	-VHP
FWNC-8442-S	84 x 42	2	1	1	8	-	-	-	16,017	19,978
FWNC-8448-S	84 x 48	2	1	1	8	20,247	20,247	21,257	17,305	21,403
FWNC-9648-S	96 x 48	2	1	2	8	22,326	22,326	23,390	19,233	23,544
FWNC-10848-S	108 x 48	2	1	2	10	24,655	24,655	25,778	21,391	25,942
FWNC-12048-S	120 x 48	2	1	2	10	27,097	27,097	28,278	23,661	28,451
FWNC-12054-S	120 x 54	2	1	2	12	29,586	29,586	30,820	25,995	30,999
FWNC-14448-S	144 x 48	3	2	2	12	31,836	31,836	33,117	32,913	40,697
FWNC-14454-S	144 x 54	3	2	2	14	34,920	34,920	36,256	36,045	44,174
FWNC-14460-S	144 x 60	3	2	3	14	38,535	38,535	39,942	39,720	48,283
FWNC-15648-S	156 x 48	3	2	3	14	42,296	42,296	44,237	36,653	44,518
FWNC-15654-S	156 x 54	3	2	3	14	46,002	46,002	48,029	40,109	48,321
FWNC-15660-S	156 x 60	3	2	3	14	50,374	50,374	52,507	44,166	52,816
FWNC-16854-S	168 x 54	3	2	3	16	47,636	47,636	49,661	41,743	49,955
FWNC-16860-S	168 x 60	3	2	4	16	52,242	52,242	54,377	46,034	54,684
FWNC-18054-S	180 x 54	3	2	3	16	49,270	49,270	51,295	43,375	51,589
FWNC-18060-S	180 x 60	3	2	4	16	54,110	54,110	56,245	47,903	56,552
FWNC-19254-S	192 x 54	3	2	3	18	50,982	50,982	53,544	45,009	53,223
FWNC-19260-S	192 x 60	3	2	4	18	56,063	56,063	58,758	49,771	58,422
FWNC-20454-S	204 x 54	3	2	3	18	54,753	54,753	57,418	48,538	57,084
FWNC-20460-S	204 x 60	3	2	4	18	60,283	60,283	63,090	53,737	62,738
FWNC-21654-S	216 x 54	3	2	3	20	57,829	57,829	60,559	51,462	60,217
FWNC-21660-S	216 x 60	3	2	4	20	63,746	63,746	66,621	57,040	66,260
FWNC-22854-S	228 x 54	4	2	4	20	60,137	60,137	62,892	59,161	70,946
FWNC-22860-S	228 x 60	4	2	5	20	66,361	66,361	69,263	65,334	77,745
FWNC-24054-S	240 x 54	4	2	4	20	62,596	62,596	65,382	61,609	73,527
FWNC-24060-S	240 x 60	4	2	5	20	69,145	69,145	72,081	68,107	80,660



STONE / QUARTZ TOP WITH SQUARE EDGE

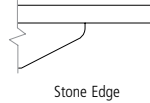
BASE OPTIONS	CODE	PRICE	NOTES
Metal Trim Finish Options:			
Powder Coat	No Code	No Charge	Tapered and Rounded Rectangle Bases are standard with a metal trim detail in either Powder Coat or Clear Anodized. Other finishes available at an upcharge.
Clear Anodized	-CA	No Charge	
GoldMatt Anodized	-GMA	\$941	
Antique Brass Anodized	-ABA	\$941	
Light Bronze Anodized	-LBA	\$471	
High Polish Finish	-HPF	\$554	
Upholstered Base Option:			
		-COM	-A -B -C -D -E -F -G
Upholstered Base, 48" Wide Table	-UPH-48	\$1,045	\$1,359 \$1,463 \$1,568 \$1,672 \$2,404 \$2,822 \$3,031
Upholstered Base, 54" Wide Table	-UPH-54	\$1,045	\$1,411 \$1,516 \$1,550 \$1,725 \$2,508 \$2,926 \$3,135
Upholstered Base, 60" Wide Table	-UPH-60	\$1,045	\$1,463 \$1,568 \$1,672 \$1,777 \$2,717 \$3,135 \$3,344
Upholstered Base, 66" Wide Table	-UPH-66	\$1,045	\$1,568 \$1,672 \$1,777 \$1,881 \$3,135 \$3,553 \$3,762
Upholstered Base, 72" Wide Table	-UPH-72	\$1,045	\$1,672 \$1,777 \$1,881 \$1,986 \$3,658 \$4,076 \$4,285
Acrylic Base Option:			
Acrylic, 48" Wide Table	-ACR-48	\$2,000	Acrylic option applied to end/inner panels of Tapered Bases only.
Acrylic, 54" Wide Table	-ACR-54	\$2,400	
Acrylic, 60" Wide Table	-ACR-60	\$2,600	
Acrylic, 66" Wide Table	-ACR-66	\$2,800	
Acrylic, 72" Wide Table	-ACR-72	\$3,100	
Paint Option:			
Veneer Rounded Rectangle Base Inner Shell	-PVRR	DEDUCT \$471	Paint option on Veneer Rounded Rectangle Base Inner Shell
Laminate Rounded Rectangle Base Inner Shell	-PLRR	No Charge	Paint option on Laminate Rounded Rectangle Base Inner Shell
Fenix Tapered Base End/Inner Panels	-PFTP	DEDUCT \$471	Paint option on Fenix Tapered Base End/Inner Panels
Veneer Tapered Base End/Inner Panels	-PVTP	DEDUCT \$471	Paint option on Veneer Tapered Base End/Inner Panels
Laminate Tapered Base End/Inner Panels	-PLTP	No Charge	Paint option on Laminate Tapered Base End/Inner Panels
Center Column Base Finish Options:			
Painted Center Column Base*	-CRP	No Charge	To replace existing middle base (Hoop Base and T-Base only)
Veneer Center Column Base*	-CRV	No Charge	
Polished Chrome Finish Options:			
Polished Chrome Hoop Base (2 base tables)	-PCHP2	\$2,768	*When specifying -CRV or -CRP in conjunction with a Polished Chrome finish on Hoop Base or T-Base tables with 3 bases, use the upcharge code and pricing for 2 base tables (-PCHP2 or -PCTB2).
Polished Chrome Hoop Base (3 base tables)	-PCHP3	\$4,149	
Polished Chrome Hoop Base (4 base tables)	-PCHP4	\$5,218	
TOP OPTIONS			
Multi-Section Tops:			
102", 108", 114" and 120" one-piece tops split into two sections	Specify -2	\$824	Power Matrix (center of table location only) cannot be specified when this option is selected
204", 216", 228" or 240" two-piece tops split into four sections	Specify -4	\$1,642	
POWER OPTIONS			
Low Profile Perimeter Power Option:			
72"-132" Tables	-LPP6C	\$6,532	See page 29 for location information (10) simplex outlets, (10) USB-A+C ports, (4) Modular AV Inserts/Plates (14) simplex outlets, (14) USB-A+C ports, (4) Modular AV Inserts/Plates (18) simplex outlets, (18) USB-A+C ports, (4) Modular AV Inserts/Plates Replaces USB-A+C ports
144"-156" Tables	-LPP8C	\$9,144	
168"-240" Tables	-LPP10C	\$12,436	
For USB-C+C	Add -USB-DualC	No Charge	
Field-Wired Option:			
72"-132" Tables	Add -FW	DEDUCT \$1,945	Some local electrical codes may require hardwiring of components and may not allow the use of standard modular power systems. A junction box will be provided when ordering the -FW option
144"-156" Tables	Add -FW	DEDUCT \$2,378	
168"-240" Tables	Add -FW	DEDUCT \$2,913	
Other Power and Data Options:	See pages 204-213		





STONE / QUARTZ TOP WITH SQUARE EDGE

EDGE PROFILE



Stone Edge

GENERAL INFORMATION

- Tops are 2cm thick, cantilevered 3" over a 2" built-up edge subtop
- When Absolute Black Granite stone is specified, the subtop will be painted in Galaxy (S8007)
- When Carrara Marble, Quartz Carrara Codena, or Quartz Serene stone is specified, the subtop will be painted in Cloud (S8004)
- Stone and Solid Surface Material: Despite its reputation for durability, natural stone can easily be broken during handling and/or installation if proper techniques are not followed. In addition, Nucraft is not responsible for the installation of natural stone or solid surface materials on its products. Therefore, installers specifically trained in the installation of these materials must be utilized to ensure a quality installation. Nucraft shall not be liable for any damages incurred during the handling and/or installation of natural stone or solid surface materials on its products.
- Steel lattice frame replaces the beam structure Seating capacity based on 27" per person
- Overall table height 29.5"
- T-Base combination finish includes a Polished Chrome foot and Powder Coat vertical column
- Beam finish will match Metal Finish selection. If no Metal Finish is selected, beams will be Foil.
- If Polished Chrome Finish is specified on the T-Base or Hoop Base, the beams will be Foil.
- Tables with three Hoop or T-Bases will default to the same base style for all three bases. An alternate Center Column Base may also be specified above.
- One wire manager included with the Hoop Base table (regardless of table size). Can be adhered to the leg and will default to the finish of the leg. Wire manager on veneer Hoop Bases will be veneered to match the base veneer option. If additional wire management channels are required, they can be purchased separately at the end of the price list.
- Rectangle, Expandable Rectangle, Tapered, Rounded Rectangle, Metal T-Base, Panel, Island, and Center Column bases include a removable access panel
- Tapered and Rounded Rectangle bases standard with a metal trim detail
- Veneer Hoop Base finish will match Top veneer finish
- Upholstery option is applied on the Rounded Rectangle outer base shell or Tapered Base end panel. For COM fabrics, yardage requirement is 1 yard per base.
- Center Wire Chase available on two base tables for more robust wire management needs. See page 213.
- On Tapered base tables with center bases, the center base will default to the finish selections specified for the end bases. Metal finish on center bases will default to the finish selection on the end base.
- On Rounded Rectangle base tables with center bases, both sides of the center base will default to the finish selection specified for the inner shell of the end bases. Metal finish on center base will default to finish selection specified for end base.
- If a powder coat finish is not selected for the Low Profile Perimeter Power, the finish will match the beam metal finish (Foil is the default when Clear Anodized is selected)

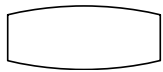
REQUIRED INFORMATION (ORDER CANNOT BE ENTERED WITHOUT THIS INFORMATION)

See appendix pages vi-xii for surface material options.

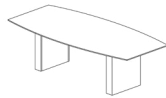
- Choose Stone
- Choose Veneer Finish, if Veneer base specified
- Choose Laminate Finish, if Laminate base specified
- Choose Fenix Finish, if Fenix base specified
- Choose Paint Finish, if Painted base or paint option specified
- Choose Metal Finish. Clear Anodized (-CA), GoldMatt Anodized (-GMA), Antique Brass Anodized (-ABA) and Light Bronze Anodized (-LBA) not available on T-Base or Hoop Base.
- Choose Powder Coat Finish, if Low Profile Perimeter Power is selected
- Choose Metal Finish for base trim detail, if Tapered or Rounded Rectangle Bases specified
- Choose Upholstery, if Upholstery Base Option specified
- Choose Acrylic Finish, if Acrylic Base Option specified



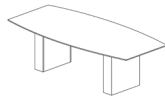
STONE / QUARTZ TOP WITH SQUARE EDGE



BOAT TOP



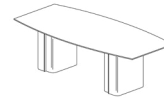
Rectangle Base



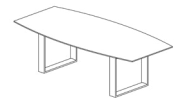
Column Base



Tapered Base



Rounded Rectangle Base



Hoop Base

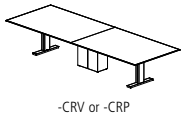
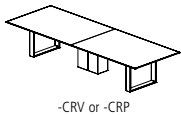
BOAT TABLES						RECTANGLE BASE		COLUMN BASE		TAPERED BASE			
						Painted	Veneer	Painted	Veneer	Laminate	Painted	Veneer	Finex
MODEL #	L x W	BASE QTY	SUB-TOP SECTIONS	STONE SECTIONS	SEATING CAPACITY	-PR	-VR	-PC	-VC	-LTP	-PTP	-VTP	-FTP
FWNB-8444-S	84 x 32/44	2	1	1	8	15,869	16,814	16,814	17,812	19,116	19,116	20,101	19,208
FWNB-10848-S	108 x 36/48	2	1	2	10	20,341	21,391	21,391	22,499	23,947	23,947	25,039	24,050
FWNB-14454-S	144 x 36/54	3	2	2	12	34,171	36,045	36,045	38,024	34,075	34,075	35,376	34,198
FWNB-16860-S	168 x 42/60	3	2	4	14	44,041	46,034	46,034	48,141	50,894	50,894	52,971	51,090
FWNB-19272-S	192 x 54/72	3	4	4	18	62,498	64,614	64,614	66,847	66,788	66,788	70,006	67,056
FWNB-20472-S	204 x 54/72	3	4	4	18	67,805	70,006	70,006	72,331	72,269	72,269	75,616	72,548
FWNB-21672-S	216 x 54/72	3	4	4	20	72,294	74,548	74,548	76,929	76,866	76,866	80,295	77,152
FWNB-22872-S	228 x 54/72	4	4	5	20	81,176	84,212	84,212	87,416	80,462	80,462	83,924	80,750
FWNB-24072-S	240 x 54/72	4	4	5	20	84,991	88,059	88,059	91,302	84,267	84,267	87,768	84,559

BOAT TABLES						ROUNDED RECTANGLE BASE			HOOP BASE	
						Laminate	Painted	Veneer	Metal	Veneer
MODEL #	L x W	BASE QTY	SUB-TOP SECTIONS	STONE SECTIONS	SEATING CAPACITY	-LRR	-PRR	-VRR	-HP	-VHP
FWNB-8444-S	84 x 32/44	2	1	1	8	19,755	19,755	20,765	-	-
FWNB-10848-S	108 x 36/48	2	1	2	10	24,655	24,655	25,778	21,391	25,942
FWNB-14454-S	144 x 36/54	3	2	2	12	34,920	34,920	36,256	36,045	44,174
FWNB-16860-S	168 x 42/60	3	2	4	14	52,242	52,242	54,377	46,034	54,684
FWNB-19272-S	192 x 54/72	3	4	4	18	68,992	68,992	72,298	64,614	72,329
FWNB-20472-S	204 x 54/72	3	4	4	18	74,562	74,562	78,002	70,006	78,033
FWNB-21672-S	216 x 54/72	3	4	4	20	79,216	79,216	82,741	74,548	82,772
FWNB-22872-S	228 x 54/72	4	4	5	20	82,833	82,833	86,391	84,212	95,280
FWNB-24072-S	240 x 54/72	4	4	5	20	86,665	86,665	90,264	88,059	99,255



STONE / QUARTZ TOP WITH SQUARE EDGE

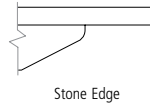
BASE OPTIONS	CODE	PRICE	NOTES
Metal Trim Finish Options:			
Powder Coat	No Code	No Charge	Tapered and Rounded Rectangle Bases are standard with a metal trim detail in either Powder Coat or Clear Anodized. Other finishes available at an upcharge.
Clear Anodized	-CA	No Charge	
GoldMatt Anodized	-GMA	\$941	
Antique Brass Anodized	-ABA	\$941	
Light Bronze Anodized	-LBA	\$471	
High Polish Finish	-HPF	\$554	
Upholstered Base Option:			
		-COM	-A -B -C -D -E -F -G
Upholstered Base, 44", 48", 50" Wide Tables	-UPH-48	\$1,045	\$1,359 \$1,463 \$1,568 \$1,672 \$2,404 \$2,822 \$3,031
Upholstered Base, 54" Wide Table	-UPH-54	\$1,045	\$1,411 \$1,516 \$1,550 \$1,725 \$2,508 \$2,926 \$3,135
Upholstered Base, 60" Wide Table	-UPH-60	\$1,045	\$1,463 \$1,568 \$1,672 \$1,777 \$2,717 \$3,135 \$3,344
Upholstered Base, 72" Wide Table	-UPH-72	\$1,045	\$1,672 \$1,777 \$1,881 \$1,986 \$3,658 \$4,076 \$4,285
Acrylic Base Option:			
Acrylic, 44", 48", 50" Wide Tables	-ACR-48	\$2,000	Acrylic option applied to end/inner panels of Tapered Bases only.
Acrylic, 54" Wide Table	-ACR-54	\$2,400	
Acrylic, 60" Wide Table	-ACR-60	\$2,600	
Acrylic, 72" Wide Table	-ACR-72	\$3,100	
Paint Option:			
Veneer Rounded Rectangle Base Inner Shell	-PVRR	DEDUCT \$471	Paint option on Veneer Rounded Rectangle Base Inner Shell
Laminate Rounded Rectangle Base Inner Shell	-PLRR	No Charge	Paint option on Laminate Rounded Rectangle Base Inner Shell
Fenix Tapered Base End/Inner Panels	-PFTP	DEDUCT \$471	Paint option on Fenix Tapered Base End/Inner Panels
Veneer Tapered Base End/Inner Panels	-PVTP	DEDUCT \$471	Paint option on Veneer Tapered Base End/Inner Panels
Laminate Tapered Base End/Inner Panels	-PLTP	No Charge	Paint option on Laminate Tapered Base End/Inner Panels
Center Column Base Finish Options:			
Painted Center Column Base*	-CRP	No Charge	To replace existing middle base (Hoop Base and T-Base only)
Veneer Center Column Base*	-CRV	No Charge	
Polished Chrome Finish Options:			
Polished Chrome Hoop Base (2 base tables)	-PCHP2	\$2,768	*When specifying -CRV or -CRP in conjunction with a Polished Chrome finish on Hoop Base or T-Base tables with 3 bases, use the upcharge code and pricing for 2 base tables (-PCHP2 or -PCTB2).
Polished Chrome Hoop Base (3 base tables)	-PCHP3	\$4,149	
Polished Chrome Hoop Base (4 base tables)	-PCHP4	\$5,218	
TOP OPTIONS			
Multi-Section Tops:			
102", 108", 114" and 120" one-piece tops split into two sections	Specify -2	\$824	Power Matrix (center of table location only) cannot be specified when this option is selected
POWER OPTIONS			
Low Profile Perimeter Power Option:			See page 29 for location information
72"-132" Tables	-LPP6C	\$6,532	(10) simplex outlets, (10) USB-A+C ports, (4) Modular AV Inserts/Plates
144"-156" Tables	-LPP8C	\$9,144	(14) simplex outlets, (14) USB-A+C ports, (4) Modular AV Inserts/Plates
168"-240" Tables	-LPP10C	\$12,436	(18) simplex outlets, (18) USB-A+C ports, (4) Modular AV Inserts/Plates
For USB-C+C	Add -USB-DualC	No Charge	Replaces USB-A+C ports
Field-Wired Option:			Some local electrical codes may require hardwiring of components and may not allow the use of standard modular power systems. A junction box will be provided when ordering the -FW option
72"-132" Tables	Add -FW	DEDUCT \$1,945	
144"-156" Tables	Add -FW	DEDUCT \$2,378	
168"-240" Tables	Add -FW	DEDUCT \$2,913	
Other Power and Data Options:	See pages 204-213		





STONE / QUARTZ TOP WITH SQUARE EDGE

EDGE PROFILE



Stone Edge

GENERAL INFORMATION

- Tops are 2cm thick, cantilevered 3" over a 2" built-up edge subtop
- When Absolute Black Granite stone is specified, the subtop will be painted in Galaxy (S8007)
- When Carrara Marble, Quartz Carrara Codena, or Quartz Serene stone is specified, the subtop will be painted in Cloud (S8004)
- Stone and Solid Surface Material: Despite its reputation for durability, natural stone can easily be broken during handling and/or installation if proper techniques are not followed. In addition, Nucraft is not responsible for the installation of natural stone or solid surface materials on its products. Therefore, installers specifically trained in the installation of these materials must be utilized to ensure a quality installation. Nucraft shall not be liable for any damages incurred during the handling and/or installation of natural stone or solid surface materials on its products.
- Steel lattice frame replaces the beam structure Seating capacity based on 27" per person
- Overall table height 29.5"
- T-Base combination finish includes a Polished Chrome foot and Powder Coat vertical column
- Beam finish will match Metal Finish selection. If no Metal Finish is selected, beams will be Foil.
- If Polished Chrome Finish is specified on the T-Base or Hoop Base, the beams will be Foil.
- Tables with three Hoop or T-Bases will default to the same base style for all three bases. An alternate Center Column Base may also be specified above.
- One wire manager included with the Hoop Base table (regardless of table size). Can be adhered to the leg and will default to the finish of the leg. Wire manager on veneer Hoop Bases will be veneered to match the base veneer option. If additional wire management channels are required, they can be purchased separately at the end of the price list.
- Rectangle, Expandable Rectangle, Tapered, Rounded Rectangle, Metal T-Base, Panel, Island, and Center Column bases include a removable access panel
- Tapered and Rounded Rectangle bases standard with a metal trim detail
- Veneer Hoop Base finish will match Top veneer finish
- Upholstery option is applied on the Rounded Rectangle outer base shell or Tapered Base end panel. For COM fabrics, yardage requirement is 1 yard per base.
- Center Wire Chase available on two base tables for more robust wire management needs. See page 213.
- On Tapered base tables with center bases, the center base will default to the finish selections specified for the end bases. Metal finish on center bases will default to the finish selection on the end base.
- On Rounded Rectangle base tables with center bases, both sides of the center base will default to the finish selection specified for the inner shell of the end bases. Metal finish on center base will default to finish selection specified for end base.
- If a powder coat finish is not selected for the Low Profile Perimeter Power, the finish will match the beam metal finish (Foil is the default when Clear Anodized is selected)

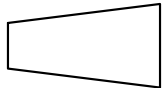
REQUIRED INFORMATION (ORDER CANNOT BE ENTERED WITHOUT THIS INFORMATION)

See appendix pages vi-xii for surface material options.

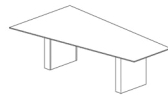
- Choose Stone
- Choose Veneer Finish, if Veneer base specified
- Choose Laminate Finish, if Laminate base specified
- Choose Fenix Finish, if Fenix base specified
- Choose Paint Finish, if Painted base or paint option specified
- Choose Metal Finish. Clear Anodized (-CA), GoldMatt Anodized (-GMA), Antique Brass Anodized (-ABA) and Light Bronze Anodized (-LBA) not available on T-Base or Hoop Base.
- Choose Powder Coat Finish, if Low Profile Perimeter Power is selected
- Choose Metal Finish for base trim detail, if Tapered or Rounded Rectangle Bases specified
- Choose Upholstery, if Upholstery Base Option specified
- Choose Acrylic Finish, if Acrylic Base Option specified



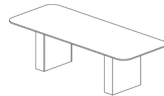
STONE / QUARTZ TOP WITH SQUARE EDGE



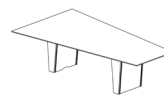
SIGHT LINE TOP



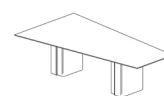
Rectangle Base



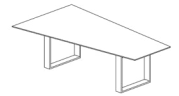
Column Base



Tapered Base



Rounded Rectangle Base



Hoop Base

SIGHT LINE TABLES

MODEL #	L x W	BASE QTY	SUB-TOP SECTIONS	STONE SECTIONS	SEATING CAPACITY	RECTANGLE BASE		COLUMN BASE		TAPERED BASE			
						Painted	Veneer	Painted	Veneer	Laminate	Painted	Veneer	Finex
						-PR	-VR	-PC	-VC	-LTP	-PTP	-VTP	-FTP
FWNA-8458-S	84 x 36/58	2	1	2	9	19,344	20,383	20,383	21,481	22,916	22,916	23,999	23,019
FWNA-10860-S	108 x 36/60	2	1	2	11	24,686	25,840	25,840	27,059	28,653	28,653	29,855	28,766
FWNA-13268-S	132 x 36/68	3	3	3	11	43,525	45,537	45,537	47,664	43,421	43,421	44,819	43,554
FWNA-15672-S	156 x 36/72	3	3	3	13	54,519	56,635	56,635	58,868	61,788	61,788	63,992	61,995
FWNA-16876-S	168 x 36/76	3	3	4	15	57,245	59,300	59,300	61,469	64,305	64,305	66,446	64,507
FWNA-18078-S	180 x 36/78	3	3	4	15	60,861	62,915	62,915	65,085	67,920	67,920	70,061	68,124
FWNA-19278-S	192 x 36/78	3	4	4	17	63,625	65,680	65,680	67,849	67,792	67,792	70,918	68,053
FWNA-20478-S	204 x 36/78	3	4	4	17	69,088	71,227	71,227	73,485	73,425	73,425	76,676	73,696
FWNA-21678-S	216 x 36/78	3	4	4	19	73,723	75,912	75,912	78,225	78,164	78,164	81,495	78,442
FWNA-22878-S	228 x 36/78	4	4	5	19	82,580	85,527	85,527	88,641	81,885	81,885	85,248	82,165
FWNA-24078-S	240 x 36/78	4	4	5	19	86,525	89,507	89,507	92,656	85,823	85,823	89,223	86,105

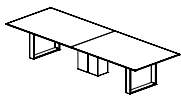
SIGHT LINE TABLES

MODEL #	L x W	BASE QTY	SUB-TOP SECTIONS	STONE SECTIONS	SEATING CAPACITY	ROUNDED RECTANGLE BASE			HOOP BASE		
						Laminate	Painted	Veneer	Metal	Veneer	
						-LRR	-PRR	-VRR	-HP	-VHP	
FWNA-8458-S	84 x 36/58	2	1	2	9		23,618	23,618	24,730	20,383	24,891
FWNA-10860-S	108 x 36/60	2	1	2	11		29,432	29,432	30,667	25,840	30,847
FWNA-13268-S	132 x 36/68	3	3	3	11		44,328	44,328	45,764	45,537	54,269
FWNA-15672-S	156 x 36/72	3	3	3	13		63,216	63,216	65,480	56,635	64,349
FWNA-16876-S	168 x 36/76	3	3	4	15		65,693	65,693	67,894	59,300	66,793
FWNA-18078-S	180 x 36/78	3	3	4	15		69,309	69,309	71,509	62,915	70,409
FWNA-19278-S	192 x 36/78	3	4	4	17		69,933	69,933	73,145	65,680	73,174
FWNA-20478-S	204 x 36/78	3	4	4	17		75,652	75,652	78,995	71,227	79,026
FWNA-21678-S	216 x 36/78	3	4	4	19		80,447	80,447	83,870	75,912	83,901
FWNA-22878-S	228 x 36/78	4	4	5	19		84,189	84,189	87,645	85,527	96,281
FWNA-24078-S	240 x 36/78	4	4	5	19		88,152	88,152	91,648	89,507	100,382

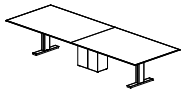


STONE / QUARTZ TOP WITH SQUARE EDGE

BASE OPTIONS	CODE	PRICE	NOTES
Metal Trim Finish Options:			
Powder Coat	No Code	No Charge	Tapered and Rounded Rectangle Bases are standard with a metal trim detail in either Powder Coat or Clear Anodized. Other finishes available at an upcharge.
Clear Anodized	-CA	No Charge	
GoldMatt Anodized	-GMA	\$941	
Antique Brass Anodized	-ABA	\$941	
Light Bronze Anodized	-LBA	\$471	
High Polish Finish	-HPF	\$554	
Upholstered Base Option:			
		-COM	-A -B -C -D -E -F -G
Upholstered Base, 54", 56", 58" Wide Tables	-UPH-48	\$1,045	\$1,359 \$1,463 \$1,568 \$1,672 \$2,404 \$2,822 \$3,031
Upholstered Base, 60" Wide Table	-UPH-54	\$1,045	\$1,411 \$1,516 \$1,550 \$1,725 \$2,508 \$2,926 \$3,135
Upholstered Base, 66", 68" Wide Tables	-UPH-60	\$1,045	\$1,463 \$1,568 \$1,672 \$1,777 \$2,717 \$3,135 \$3,344
Upholstered Base, 70", 72" Wide Tables	-UPH-66	\$1,045	\$1,568 \$1,672 \$1,777 \$1,881 \$3,135 \$3,553 \$3,762
Upholstered Base, 76", 78" Wide Tables	-UPH-72	\$1,045	\$1,672 \$1,777 \$1,881 \$1,986 \$3,658 \$4,076 \$4,285
Acrylic Base Option:			
Acrylic, 54", 56", 58" Wide Tables	-ACR-48	\$2,000	Acrylic option applied to end/inner panels of Tapered Bases only.
Acrylic, 60" Wide Table	-ACR-54	\$2,400	
Acrylic, 66", 68" Wide Tables	-ACR-60	\$2,600	
Acrylic, 70", 72" Wide Tables	-ACR-66	\$2,800	
Acrylic, 76", 78" Wide Tables	-ACR-72	\$3,100	
Paint Option:			
Veneer Rounded Rectangle Base Inner Shell	-PVRR	DEDUCT \$471	Paint option on Veneer Rounded Rectangle Base Inner Shell
Laminate Rounded Rectangle Base Inner Shell	-PLRR	No Charge	Paint option on Laminate Rounded Rectangle Base Inner Shell
Fenix Tapered Base End/Inner Panels	-PFTP	DEDUCT \$471	Paint option on Fenix Tapered Base End/Inner Panels
Veneer Tapered Base End/Inner Panels	-PVTP	DEDUCT \$471	Paint option on Veneer Tapered Base End/Inner Panels
Laminate Tapered Base End/Inner Panels	-PLTP	No Charge	Paint option on Laminate Tapered Base End/Inner Panels
Center Column Base Finish Options:			
Painted Center Column Base*	-CRP	No Charge	To replace existing middle base (Hoop Base and T-Base only)
Veneer Center Column Base*	-CRV	No Charge	
Polished Chrome Finish Options:			
Polished Chrome Hoop Base (2 base tables)	-PCHP2	\$2,768	*When specifying -CRV or -CRP in conjunction with a Polished Chrome finish on Hoop Base or T-Base tables with 3 bases, use the upcharge code and pricing for 2 base tables (-PCHP2 or -PCTB2).
Polished Chrome Hoop Base (3 base tables)	-PCHP3	\$4,149	
Polished Chrome Hoop Base (4 base tables)	-PCHP4	\$5,218	
TOP OPTIONS			
Multi-Section Tops:			
102", 108", 114" and 120" one-piece tops split into two sections	Specify -2	\$824	Power Matrix (center of table location only) cannot be specified when this option is selected
POWER OPTIONS			
Low Profile Perimeter Power Option:			
72"-132" Tables	-LPP6C	\$6,532	See page 29 for location information (10) simplex outlets, (10) USB-A+C ports, (4) Modular AV Inserts/Plates (14) simplex outlets, (14) USB-A+C ports, (4) Modular AV Inserts/Plates (18) simplex outlets, (18) USB-A+C ports, (4) Modular AV Inserts/Plates Replaces USB-A+C ports
144"-156" Tables	-LPP8C	\$9,144	
168"-240" Tables	-LPP10C	\$12,436	
For USB-C+C	Add -USB-DualC	No Charge	
Field-Wired Option:			
72"-132" Tables	Add -FW	DEDUCT \$1,945	Some local electrical codes may require hardwiring of components and may not allow the use of standard modular power systems. A junction box will be provided when ordering the -FW option
144"-156" Tables	Add -FW	DEDUCT \$2,378	
168"-240" Tables	Add -FW	DEDUCT \$2,913	
Other Power and Data Options: See pages 204-213			



-CRV or -CRP

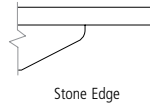


-CRV or -CRP



STONE / QUARTZ TOP WITH SQUARE EDGE

EDGE PROFILE



GENERAL INFORMATION

- Tops are 2cm thick, cantilevered 3" over a 2" built-up edge subtop
- When Absolute Black Granite stone is specified, the subtop will be painted in Galaxy (S8007)
- When Carrara Marble, Quartz Carrara Codena, or Quartz Serene stone is specified, the subtop will be painted in Cloud (S8004)
- Stone and Solid Surface Material: Despite its reputation for durability, natural stone can easily be broken during handling and/or installation if proper techniques are not followed. In addition, Nucraft is not responsible for the installation of natural stone or solid surface materials on its products. Therefore, installers specifically trained in the installation of these materials must be utilized to ensure a quality installation. Nucraft shall not be liable for any damages incurred during the handling and/or installation of natural stone or solid surface materials on its products.
- Steel lattice frame replaces the beam structure Seating capacity based on 27" per person
- Overall table height 29.5"
- T-Base combination finish includes a Polished Chrome foot and Powder Coat vertical column
- Beam finish will match Metal Finish selection. If no Metal Finish is selected, beams will be Foil.
- If Polished Chrome Finish is specified on the T-Base or Hoop Base, the beams will be Foil.
- Tables with three Hoop or T-Bases will default to the same base style for all three bases. An alternate Center Column Base may also be specified above.
- One wire manager included with the Hoop Base table (regardless of table size). Can be adhered to the leg and will default to the finish of the leg. Wire manager on veneer Hoop Bases will be veneered to match the base veneer option. If additional wire management channels are required, they can be purchased separately at the end of the price list.
- Rectangle, Expandable Rectangle, Tapered, Rounded Rectangle, Metal T-Base, Panel, Island, and Center Column bases include a removable access panel
- Tapered and Rounded Rectangle bases standard with a metal trim detail
- Veneer Hoop Base finish will match Top veneer finish
- Upholstery option is applied on the Rounded Rectangle outer base shell or Tapered Base end panel. For COM fabrics, yardage requirement is 1 yard per base.
- Center Wire Chase available on two base tables for more robust wire management needs. See page 213.
- On Tapered base tables with center bases, the center base will default to the finish selections specified for the end bases. Metal finish on center bases will default to the finish selection on the end base.
- On Rounded Rectangle base tables with center bases, both sides of the center base will default to the finish selection specified for the inner shell of the end bases. Metal finish on center base will default to finish selection specified for end base.
- If a powder coat finish is not selected for the Low Profile Perimeter Power, the finish will match the beam metal finish (Foil is the default when Clear Anodized is selected)
- Low Profile Perimeter Power option is not available on tables with Panel (-PP & -VP) and Hoop (-HP & -VHP) bases


REQUIRED INFORMATION (ORDER CANNOT BE ENTERED WITHOUT THIS INFORMATION)

See appendix pages vi-xii for surface material options.

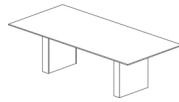
- Choose Stone
- Choose Veneer Finish, if Veneer base specified
- Choose Laminate Finish, if Laminate base specified
- Choose Fenix Finish, if Fenix base specified
- Choose Paint Finish, if Painted base or paint option specified
- Choose Metal Finish. Clear Anodized (-CA), GoldMatt Anodized (-GMA), Antique Brass Anodized (-ABA) and Light Bronze Anodized (-LBA) not available on T-Base or Hoop Base.
- Choose Powder Coat Finish, if Low Profile Perimeter Power is selected
- Choose Metal Finish for base trim detail, if Tapered or Rounded Rectangle Bases specified
- Choose Upholstery, if Upholstery Base Option specified
- Choose Acrylic Finish, if Acrylic Base Option specified



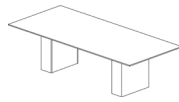
STONE / QUARTZ TOP WITH FULL BULLNOSE EDGE



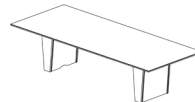
RECTANGLE TOP



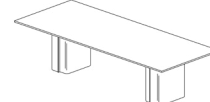
Rectangle Base



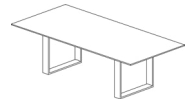
Column Base



Tapered Base



Rounded Rectangle Base



Hoop Base

RECTANGLE TABLES

MODEL #	L x W	BASE QTY	SUB-TOP SECTIONS	STONE SECTIONS	SEATING CAPACITY	RECTANGLE BASE		COLUMN BASE		TAPERED BASE			
						Painted	Veneer	Painted	Veneer	Laminate	Painted	Veneer	Fenix
						-PR	-VR	-PC	-VC	-LTP	-PTP	-VTP	-FTP
FWNT-8442-SB	84 x 42	2	1	1	8	15,556	16,498	16,498	17,490	-	-	-	-
FWNT-8448-SB	84 x 48	2	1	1	8	16,852	17,825	17,825	18,853	-	-	-	-
FWNT-9648-SB	96 x 48	2	1	2	8	18,786	19,810	19,810	20,892	-	-	-	-
FWNT-10848-SB	108 x 48	2	1	2	10	20,951	22,033	22,033	23,174	-	-	-	-
FWNT-12048-SB	120 x 48	2	1	2	10	23,233	24,370	24,370	25,571	27,141	27,141	28,326	27,254
FWNT-12054-SB	120 x 54	2	1	2	12	25,589	26,775	26,775	28,031	-	-	-	-
FWNT-14448-SB	144 x 48	3	2	2	12	32,053	33,901	33,901	35,854	31,959	31,959	33,242	32,079
FWNT-14454-SB	144 x 54	3	2	2	14	35,196	37,126	37,126	39,165	-	-	-	-
FWNT-14460-SB	144 x 60	3	2	3	14	38,878	40,911	40,911	43,059	38,773	38,773	40,187	38,908
FWNT-15648-SB	156 x 48	3	2	3	14	35,886	37,753	37,753	39,727	-	-	-	-
FWNT-15654-SB	156 x 54	3	2	3	14	39,363	41,313	41,313	43,371	46,063	46,063	48,096	46,257
FWNT-15660-SB	156 x 60	3	2	3	14	43,438	45,491	45,491	47,661	-	-	-	-
FWNT-16854-SB	168 x 54	3	2	3	16	41,044	42,996	42,996	45,054	47,746	47,746	49,779	47,938
FWNT-16860-SB	168 x 60	3	2	4	16	45,363	47,415	47,415	49,585	52,421	52,421	54,561	52,622
FWNT-18054-SB	180 x 54	3	2	3	16	42,727	44,676	44,676	46,737	-	-	-	-
FWNT-18060-SB	180 x 60	3	2	4	16	47,287	49,340	49,340	51,509	54,345	54,345	56,485	54,547
FWNT-19254-SB	192 x 54	3	2	3	18	44,409	46,359	46,359	48,420	50,837	50,837	53,392	51,056
FWNT-19260-SB	192 x 60	3	2	4	18	49,211	51,264	51,264	53,433	-	-	-	-
FWNT-20454-SB	204 x 54	3	2	3	18	47,965	49,994	49,994	52,138	54,653	54,653	57,311	54,881
FWNT-20460-SB	204 x 60	3	2	4	18	53,212	55,350	55,350	57,606	60,256	60,256	63,056	60,497
FWNT-21654-SB	216 x 54	3	2	3	20	50,928	53,006	53,006	55,201	57,778	57,778	60,501	58,013
FWNT-21660-SB	216 x 60	3	2	4	20	56,562	58,751	58,751	61,063	63,778	63,778	66,646	64,023
FWNT-22854-SB	228 x 54	4	2	4	20	58,138	60,936	60,936	63,893	60,139	60,139	62,888	60,375
FWNT-22860-SB	228 x 60	4	2	5	20	64,348	67,294	67,294	70,407	66,454	66,454	69,349	66,703
FWNT-24054-SB	240 x 54	4	2	4	20	60,628	63,458	63,458	66,448	62,651	62,651	65,431	62,890
FWNT-24060-SB	240 x 60	4	2	5	20	67,170	70,150	70,150	73,298	69,300	69,300	72,228	69,553

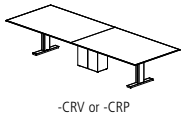
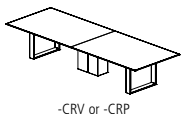
RECTANGLE TABLES

MODEL #	L x W	BASE QTY	SUB-TOP SECTIONS	STONE SECTIONS	SEATING CAPACITY	ROUNDED RECTANGLE BASE			HOOP BASE	
						Laminate	Painted	Veneer	Metal	Veneer
						-LRR	-PRR	-VRR	-HP	-VHP
FWNT-8442-SB	84 x 42	2	1	1	8	-	-	-	16,498	-
FWNT-8448-SB	84 x 48	2	1	1	8	-	-	-	17,825	-
FWNT-9648-SB	96 x 48	2	1	2	8	-	-	-	19,810	-
FWNT-10848-SB	108 x 48	2	1	2	10	-	-	-	22,033	-
FWNT-12048-SB	120 x 48	2	1	2	10	27,910	27,910	29,127	24,370	29,305
FWNT-12054-SB	120 x 54	2	1	2	12	-	-	-	26,775	-
FWNT-14448-SB	144 x 48	3	2	2	12	32,791	32,791	34,110	33,901	41,918
FWNT-14454-SB	144 x 54	3	2	2	14	-	-	-	37,126	-
FWNT-14460-SB	144 x 60	3	2	3	14	39,691	39,691	41,141	40,911	49,731
FWNT-15648-SB	156 x 48	3	2	3	14	-	-	-	37,753	-
FWNT-15654-SB	156 x 54	3	2	3	14	47,382	47,382	49,470	41,313	49,771
FWNT-15660-SB	156 x 60	3	2	3	14	-	-	-	45,491	-
FWNT-16854-SB	168 x 54	3	2	3	16	49,065	49,065	51,151	42,996	51,454
FWNT-16860-SB	168 x 60	3	2	4	16	53,809	53,809	56,008	47,415	56,325
FWNT-18054-SB	180 x 54	3	2	3	16	-	-	-	44,676	-
FWNT-18060-SB	180 x 60	3	2	4	16	55,733	55,733	57,932	49,340	58,249
FWNT-19254-SB	192 x 54	3	2	3	18	52,512	52,512	55,150	46,359	54,820
FWNT-19260-SB	192 x 60	3	2	4	18	-	-	-	51,264	-
FWNT-20454-SB	204 x 54	3	2	3	18	56,396	56,396	59,141	49,994	58,797
FWNT-20460-SB	204 x 60	3	2	4	18	62,091	62,091	64,982	55,350	64,621
FWNT-21654-SB	216 x 54	3	2	3	20	59,564	59,564	62,376	53,006	62,024
FWNT-21660-SB	216 x 60	3	2	4	20	65,659	65,659	68,619	58,751	68,247
FWNT-22854-SB	228 x 54	4	2	4	20	61,941	61,941	64,779	60,936	73,075
FWNT-22860-SB	228 x 60	4	2	5	20	68,352	68,352	71,340	67,294	80,077
FWNT-24054-SB	240 x 54	4	2	4	20	64,474	64,474	67,344	63,458	75,733
FWNT-24060-SB	240 x 60	4	2	5	20	71,220	71,220	74,244	70,150	83,079



STONE / QUARTZ TOP WITH FULL BULLNOSE EDGE

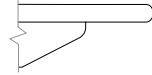
BASE OPTIONS	CODE	PRICE	NOTES
Metal Trim Finish Options:			
Powder Coat	No Code	No Charge	Tapered and Rounded Rectangle Bases are standard with a metal trim detail in either Powder Coat or Clear Anodized. Other finishes available at an upcharge.
Clear Anodized	-CA	No Charge	
GoldMatt Anodized	-GMA	\$941	
Antique Brass Anodized	-ABA	\$941	
Light Bronze Anodized	-LBA	\$471	
High Polish Finish	-HPF	\$554	
Upholstered Base Option:			
		-COM	-A -B -C -D -E -F -G
Upholstered Base, 48" Wide Table	-UPH-48	\$1,045	\$1,359 \$1,463 \$1,568 \$1,672 \$2,404 \$2,822 \$3,031
Upholstered Base, 54" Wide Table	-UPH-54	\$1,045	\$1,411 \$1,516 \$1,550 \$1,725 \$2,508 \$2,926 \$3,135
Upholstered Base, 60" Wide Table	-UPH-60	\$1,045	\$1,463 \$1,568 \$1,672 \$1,777 \$2,717 \$3,135 \$3,344
Upholstered Base, 66" Wide Table	-UPH-66	\$1,045	\$1,568 \$1,672 \$1,777 \$1,881 \$3,135 \$3,553 \$3,762
Upholstered Base, 72" Wide Table	-UPH-72	\$1,045	\$1,672 \$1,777 \$1,881 \$1,986 \$3,658 \$4,076 \$4,285
Acrylic Base Option:			
Acrylic, 48" Wide Table	-ACR-48	\$2,000	Acrylic option applied to end/inner panels of Tapered Bases only.
Acrylic, 54" Wide Table	-ACR-54	\$2,400	
Acrylic, 60" Wide Table	-ACR-60	\$2,600	
Acrylic, 66" Wide Table	-ACR-66	\$2,800	
Acrylic, 72" Wide Table	-ACR-72	\$3,100	
Paint Option:			
Veneer Rounded Rectangle Base Inner Shell	-PVRR	DEDUCT \$471	Paint option on Veneer Rounded Rectangle Base Inner Shell
Laminate Rounded Rectangle Base Inner Shell	-PLRR	No Charge	Paint option on Laminate Rounded Rectangle Base Inner Shell
Fenix Tapered Base End/Inner Panels	-PFTP	DEDUCT \$471	Paint option on Fenix Tapered Base End/Inner Panels
Veneer Tapered Base End/Inner Panels	-PVTP	DEDUCT \$471	Paint option on Veneer Tapered Base End/Inner Panels
Laminate Tapered Base End/Inner Panels	-PLTP	No Charge	Paint option on Laminate Tapered Base End/Inner Panels
Center Column Base Finish Options:			
Painted Center Column Base*	-CRP	No Charge	To replace existing middle base (Hoop Base and T-Base only)
Veneer Center Column Base*	-CRV	No Charge	
Polished Chrome Finish Options:			
Polished Chrome Hoop Base (2 base tables)	-PCHP2	\$2,768	*When specifying -CRV or -CRP in conjunction with a Polished Chrome finish on Hoop Base or T-Base tables with 3 bases, use the upcharge code and pricing for 2 base tables (-PCHP2 or -PCTB2).
Polished Chrome Hoop Base (3 base tables)	-PCHP3	\$4,149	
Polished Chrome Hoop Base (4 base tables)	-PCHP4	\$5,218	
TOP OPTIONS			
Multi-Section Tops:			
102", 108", 114" and 120" one-piece tops split into two sections	Specify -2	\$824	Power Matrix (center of table location only) cannot be specified when this option is selected
204", 216", 228" or 240" two-piece tops split into four sections	Specify -4	\$1,642	
POWER OPTIONS			
Low Profile Perimeter Power Option:			
72"-132" Tables	-LPP6C	\$6,532	See page 29 for location information (10) simplex outlets, (10) USB-A+C ports, (4) Modular AV Inserts/Plates (14) simplex outlets, (14) USB-A+C ports, (4) Modular AV Inserts/Plates (18) simplex outlets, (18) USB-A+C ports, (4) Modular AV Inserts/Plates Replaces USB-A+C ports
144"-156" Tables	-LPP8C	\$9,144	
168"-240" Tables	-LPP10C	\$12,436	
For USB-C+C	Add -USB-DualC	No Charge	
Field-Wired Option:			
72"-132" Tables	Add -FW	DEDUCT \$1,945	Some local electrical codes may require hardwiring of components and may not allow the use of standard modular power systems. A junction box will be provided when ordering the -FW option
144"-156" Tables	Add -FW	DEDUCT \$2,378	
168"-240" Tables	Add -FW	DEDUCT \$2,913	
Other Power and Data Options:	See pages 204-213		





STONE / QUARTZ TOP WITH FULL BULLNOSE EDGE

EDGE PROFILE



Stone/Quartz Full Bullnose Edge

GENERAL INFORMATION

- Tops are 2cm thick, cantilevered 3" over a 2" built-up edge subtop
- When Absolute Black Granite stone is specified, the subtop will be painted in Galaxy (S8007)
- When Carrara Marble, Quartz Carrara Codena, or Quartz Serene stone is specified, the subtop will be painted in Cloud (S8004)
- Stone and Solid Surface Material: Despite its reputation for durability, natural stone can easily be broken during handling and/or installation if proper techniques are not followed. In addition, Nucraft is not responsible for the installation of natural stone or solid surface materials on its products. Therefore, installers specifically trained in the installation of these materials must be utilized to ensure a quality installation. Nucraft shall not be liable for any damages incurred during the handling and/or installation of natural stone or solid surface materials on its products.
- Steel lattice frame replaces the beam structure Seating capacity based on 27" per person
- Overall table height 29.5"
- T-Base combination finish includes a Polished Chrome foot and Powder Coat vertical column
- Beam finish will match Metal Finish selection. If no Metal Finish is selected, beams will be Foil.
- If Polished Chrome Finish is specified on the T-Base or Hoop Base, the beams will be Foil.
- Tables with three Hoop or T-Bases will default to the same base style for all three bases. An alternate Center Column Base may also be specified above.
- One wire manager included with the Hoop Base table (regardless of table size). Can be adhered to the leg and will default to the finish of the leg. Wire manager on veneer Hoop Bases will be veneered to match the base veneer option. If additional wire management channels are required, they can be purchased separately at the end of the price list.
- Rectangle, Expandable Rectangle, Tapered, Rounded Rectangle, Metal T-Base, Panel, Island, and Center Column bases include a removable access panel
- Tapered and Rounded Rectangle bases standard with a metal trim detail
- Veneer Hoop Base finish will match Top veneer finish
- Upholstery option is applied on the Rounded Rectangle outer base shell or Tapered Base end panel. For COM fabrics, yardage requirement is 1 yard per base.
- Center Wire Chase available on two base tables for more robust wire management needs. See page 213.
- On Tapered base tables with center bases, the center base will default to the finish selections specified for the end bases. Metal finish on center bases will default to the finish selection on the end base.
- On Rounded Rectangle base tables with center bases, both sides of the center base will default to the finish selection specified for the inner shell of the end bases. Metal finish on center base will default to finish selection specified for end base.
- If a powder coat finish is not selected for the Low Profile Perimeter Power, the finish will match the beam metal finish (Foil is the default when Clear Anodized is selected)


REQUIRED INFORMATION (ORDER CANNOT BE ENTERED WITHOUT THIS INFORMATION)

See appendix pages vi-xii for surface material options.

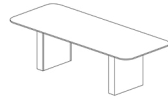
- Choose Stone
 - Choose Veneer Finish, if Veneer base specified
 - Choose Laminate Finish, if Laminate base specified
 - Choose Fenix Finish, if Fenix base specified
- Choose Paint Finish, if Painted base or paint option specified
- Choose Metal Finish. Clear Anodized (-CA), GoldMatt Anodized (-GMA), Antique Brass Anodized (-ABA) and Light Bronze Anodized (-LBA) not available on T-Base or Hoop Base.
- Choose Powder Coat Finish, if Low Profile Perimeter Power is selected
- Choose Metal Finish for base trim detail, if Tapered or Rounded Rectangle Bases specified
- Choose Upholstery, if Upholstery Base Option specified
- Choose Acrylic Finish, if Acrylic Base Option specified



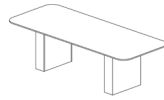
STONE / QUARTZ TOP WITH FULL BULLNOSE EDGE



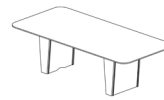
RADIUS RECTANGLE TOP



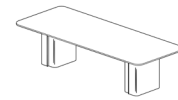
Rectangle Base



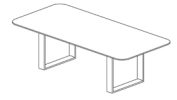
Column Base



Tapered Base



Rounded Rectangle Base



Hoop Base

RADIUS RECTANGLE TABLES

MODEL #	L x W	BASE QTY	SUB-TOP SECTIONS	STONE SECTIONS	SEATING CAPACITY	RECTANGLE BASE		COLUMN BASE		TAPERED BASE			
						Painted	Veneer	Painted	Veneer	Laminate	Painted	Veneer	Fenix
						-PR	-VR	-PC	-VC	-LTP	-PTP	-VTP	-FTP
FWNC-8442-SB	84 x 42	2	1	1	8	15,556	16,498	16,498	17,490	-	-	-	-
FWNC-8448-SB	84 x 48	2	1	1	8	16,852	17,825	17,825	18,853	-	-	-	-
FWNC-9648-SB	96 x 48	2	1	2	8	18,786	19,810	19,810	20,892	-	-	-	-
FWNC-10848-SB	108 x 48	2	1	2	10	20,951	22,033	22,033	23,174	-	-	-	-
FWNC-12048-SB	120 x 48	2	1	2	10	23,233	24,370	24,370	25,571	27,141	27,141	28,326	27,254
FWNC-12054-SB	120 x 54	2	1	2	12	25,589	26,775	26,775	28,031	-	-	-	-
FWNC-14448-SB	144 x 48	3	2	2	12	32,053	33,901	33,901	35,854	31,959	31,959	33,242	32,079
FWNC-14454-SB	144 x 54	3	2	2	14	35,196	37,126	37,126	39,165	-	-	-	-
FWNC-14460-SB	144 x 60	3	2	3	14	38,878	40,911	40,911	43,059	38,773	38,773	40,187	38,908
FWNC-15648-SB	156 x 48	3	2	3	14	35,886	37,753	37,753	39,727	-	-	-	-
FWNC-15654-SB	156 x 54	3	2	3	14	39,363	41,313	41,313	43,371	46,063	46,063	48,096	46,257
FWNC-15660-SB	156 x 60	3	2	3	14	43,438	45,491	45,491	47,661	-	-	-	-
FWNC-16854-SB	168 x 54	3	2	3	16	41,044	42,996	42,996	45,054	47,746	47,746	49,779	47,938
FWNC-16860-SB	168 x 60	3	2	4	16	45,363	47,415	47,415	49,585	52,421	52,421	54,561	52,622
FWNC-18054-SB	180 x 54	3	2	3	16	42,727	44,676	44,676	46,737	-	-	-	-
FWNC-18060-SB	180 x 60	3	2	4	16	47,287	49,340	49,340	51,509	54,345	54,345	56,485	54,547
FWNC-19254-SB	192 x 54	3	2	3	18	44,409	46,359	46,359	48,420	50,837	50,837	53,392	51,056
FWNC-19260-SB	192 x 60	3	2	4	18	49,211	51,264	51,264	53,433	-	-	-	-
FWNC-20454-SB	204 x 54	3	2	3	18	47,965	49,994	49,994	52,138	54,653	54,653	57,311	54,881
FWNC-20460-SB	204 x 60	3	2	4	18	53,212	55,350	55,350	57,606	60,256	60,256	63,056	60,497
FWNC-21654-SB	216 x 54	3	2	3	20	50,928	53,006	53,006	55,201	57,778	57,778	60,501	58,013
FWNC-21660-SB	216 x 60	3	2	4	20	56,562	58,751	58,751	61,063	63,778	63,778	66,646	64,023
FWNC-22854-SB	228 x 54	4	2	4	20	58,138	60,936	60,936	63,893	60,139	60,139	62,888	60,375
FWNC-22860-SB	228 x 60	4	2	5	20	64,348	67,294	67,294	70,407	66,454	66,454	69,349	66,703
FWNC-24054-SB	240 x 54	4	2	4	20	60,628	63,458	63,458	66,448	62,651	62,651	65,431	62,890
FWNC-24060-SB	240 x 60	4	2	5	20	67,170	70,150	70,150	73,298	69,300	69,300	72,228	69,553

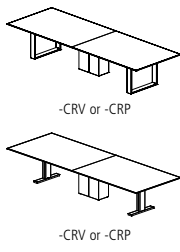
RADIUS RECTANGLE TABLES

MODEL #	L x W	BASE QTY	SUB-TOP SECTIONS	STONE SECTIONS	SEATING CAPACITY	ROUNDED RECTANGLE BASE			HOOP BASE	
						LRR	PRR	VRR	Metal	Veneer
						-LRR	-PRR	-VRR	-HP	-VHP
FWNC-8442-SB	84 x 42	2	1	1	8	-	-	-	16,498	-
FWNC-8448-SB	84 x 48	2	1	1	8	-	-	-	17,825	-
FWNC-9648-SB	96 x 48	2	1	2	8	-	-	-	19,810	-
FWNC-10848-SB	108 x 48	2	1	2	10	-	-	-	22,033	-
FWNC-12048-SB	120 x 48	2	1	2	10	27,910	27,910	29,127	24,370	29,305
FWNC-12054-SB	120 x 54	2	1	2	12	-	-	-	26,775	-
FWNC-14448-SB	144 x 48	3	2	2	12	32,791	32,791	34,110	33,901	41,918
FWNC-14454-SB	144 x 54	3	2	2	14	-	-	-	37,126	-
FWNC-14460-SB	144 x 60	3	2	3	14	39,691	39,691	41,141	40,911	49,731
FWNC-15648-SB	156 x 48	3	2	3	14	-	-	-	37,753	-
FWNC-15654-SB	156 x 54	3	2	3	14	47,382	47,382	49,470	41,313	49,771
FWNC-15660-SB	156 x 60	3	2	3	14	-	-	-	45,491	-
FWNC-16854-SB	168 x 54	3	2	3	16	49,065	49,065	51,151	42,996	51,454
FWNC-16860-SB	168 x 60	3	2	4	16	53,809	53,809	56,008	47,415	56,325
FWNC-18054-SB	180 x 54	3	2	3	16	-	-	-	44,676	-
FWNC-18060-SB	180 x 60	3	2	4	16	55,733	55,733	57,932	49,340	58,249
FWNC-19254-SB	192 x 54	3	2	3	18	52,512	52,512	55,150	46,359	54,820
FWNC-19260-SB	192 x 60	3	2	4	18	-	-	-	51,264	-
FWNC-20454-SB	204 x 54	3	2	3	18	56,396	56,396	59,141	49,994	58,797
FWNC-20460-SB	204 x 60	3	2	4	18	62,091	62,091	64,982	55,350	64,621
FWNC-21654-SB	216 x 54	3	2	3	20	59,564	59,564	62,376	53,006	62,024
FWNC-21660-SB	216 x 60	3	2	4	20	65,659	65,659	68,619	58,751	68,247
FWNC-22854-SB	228 x 54	4	2	4	20	61,941	61,941	64,779	60,936	73,075
FWNC-22860-SB	228 x 60	4	2	5	20	68,352	68,352	71,340	67,294	80,077
FWNC-24054-SB	240 x 54	4	2	4	20	64,474	64,474	67,344	63,458	75,733
FWNC-24060-SB	240 x 60	4	2	5	20	71,220	71,220	74,244	70,150	83,079



STONE / QUARTZ TOP WITH FULL BULLNOSE EDGE

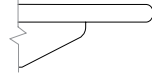
BASE OPTIONS	CODE	PRICE	NOTES
Metal Trim Finish Options:			
Powder Coat	No Code	No Charge	Tapered and Rounded Rectangle Bases are standard with a metal trim detail in either Powder Coat or Clear Anodized. Other finishes available at an upcharge.
Clear Anodized	-CA	No Charge	
GoldMatt Anodized	-GMA	\$941	
Antique Brass Anodized	-ABA	\$941	
Light Bronze Anodized	-LBA	\$471	
High Polish Finish	-HPF	\$554	
Upholstered Base Option:			
		-COM	-A -B -C -D -E -F -G
Upholstered Base, 48" Wide Table	-UPH-48	\$1,045	\$1,359 \$1,463 \$1,568 \$1,672 \$2,404 \$2,822 \$3,031
Upholstered Base, 54" Wide Table	-UPH-54	\$1,045	\$1,411 \$1,516 \$1,550 \$1,725 \$2,508 \$2,926 \$3,135
Upholstered Base, 60" Wide Table	-UPH-60	\$1,045	\$1,463 \$1,568 \$1,672 \$1,777 \$2,717 \$3,135 \$3,344
Upholstered Base, 66" Wide Table	-UPH-66	\$1,045	\$1,568 \$1,672 \$1,777 \$1,881 \$3,135 \$3,553 \$3,762
Upholstered Base, 72" Wide Table	-UPH-72	\$1,045	\$1,672 \$1,777 \$1,881 \$1,986 \$3,658 \$4,076 \$4,285
Acrylic Base Option:			
Acrylic, 48" Wide Table	-ACR-48	\$2,000	Acrylic option applied to end/inner panels of Tapered Bases only.
Acrylic, 54" Wide Table	-ACR-54	\$2,400	
Acrylic, 60" Wide Table	-ACR-60	\$2,600	
Acrylic, 66" Wide Table	-ACR-66	\$2,800	
Acrylic, 72" Wide Table	-ACR-72	\$3,100	
Paint Option:			
Veneer Rounded Rectangle Base Inner Shell	-PVRR	DEDUCT \$471	Paint option on Veneer Rounded Rectangle Base Inner Shell
Laminate Rounded Rectangle Base Inner Shell	-PLRR	No Charge	Paint option on Laminate Rounded Rectangle Base Inner Shell
Fenix Tapered Base End/Inner Panels	-PFTP	DEDUCT \$471	Paint option on Fenix Tapered Base End/Inner Panels
Veneer Tapered Base End/Inner Panels	-PVTP	DEDUCT \$471	Paint option on Veneer Tapered Base End/Inner Panels
Laminate Tapered Base End/Inner Panels	-PLTP	No Charge	Paint option on Laminate Tapered Base End/Inner Panels
Center Column Base Finish Options:			
Painted Center Column Base*	-CRP	No Charge	To replace existing middle base (Hoop Base and T-Base only)
Veneer Center Column Base*	-CRV	No Charge	
Polished Chrome Finish Options:			
Polished Chrome Hoop Base (2 base tables)	-PCHP2	\$2,768	*When specifying -CRV or -CRP in conjunction with a Polished Chrome finish on Hoop Base or T-Base tables with 3 bases, use the upcharge code and pricing for 2 base tables (-PCHP2 or -PCTB2).
Polished Chrome Hoop Base (3 base tables)	-PCHP3	\$4,149	
Polished Chrome Hoop Base (4 base tables)	-PCHP4	\$5,218	
TOP OPTIONS			
Multi-Section Tops:			
102", 108", 114" and 120" one-piece tops split into two sections	Specify -2	\$824	Power Matrix (center of table location only) cannot be specified when this option is selected
204", 216", 228" or 240" two-piece tops split into four sections	Specify -4	\$1,642	
POWER OPTIONS			
Low Profile Perimeter Power Option:			
72"-132" Tables	-LPP6C	\$6,532	See page 29 for location information (10) simplex outlets, (10) USB-A+C ports, (4) Modular AV Inserts/Plates (14) simplex outlets, (14) USB-A+C ports, (4) Modular AV Inserts/Plates (18) simplex outlets, (18) USB-A+C ports, (4) Modular AV Inserts/Plates Replaces USB-A+C ports
144"-156" Tables	-LPP8C	\$9,144	
168"-240" Tables	-LPP10C	\$12,436	
For USB-C+C	Add -USB-DualC	No Charge	
Field-Wired Option:			
72"-132" Tables	Add -FW	DEDUCT \$1,945	Some local electrical codes may require hardwiring of components and may not allow the use of standard modular power systems. A junction box will be provided when ordering the -FW option
144"-156" Tables	Add -FW	DEDUCT \$2,378	
168"-240" Tables	Add -FW	DEDUCT \$2,913	
Other Power and Data Options: See pages 204-213			





STONE / QUARTZ TOP WITH FULL BULLNOSE EDGE

EDGE PROFILE



Stone/Quartz Full Bullnose Edge

GENERAL INFORMATION

- Tops are 2cm thick, cantilevered 3" over a 2" built-up edge subtop
- When Absolute Black Granite stone is specified, the subtop will be painted in Galaxy (S8007)
- When Carrara Marble, Quartz Carrara Codena, or Quartz Serene stone is specified, the subtop will be painted in Cloud (S8004)
- Stone and Solid Surface Material: Despite its reputation for durability, natural stone can easily be broken during handling and/or installation if proper techniques are not followed. In addition, Nucraft is not responsible for the installation of natural stone or solid surface materials on its products. Therefore, installers specifically trained in the installation of these materials must be utilized to ensure a quality installation. Nucraft shall not be liable for any damages incurred during the handling and/or installation of natural stone or solid surface materials on its products.
- Steel lattice frame replaces the beam structure Seating capacity based on 27" per person
- Overall table height 29.5"
- T-Base combination finish includes a Polished Chrome foot and Powder Coat vertical column
- Beam finish will match Metal Finish selection. If no Metal Finish is selected, beams will be Foil.
- If Polished Chrome Finish is specified on the T-Base or Hoop Base, the beams will be Foil.
- Tables with three Hoop or T-Bases will default to the same base style for all three bases. An alternate Center Column Base may also be specified above.
- One wire manager included with the Hoop Base table (regardless of table size). Can be adhered to the leg and will default to the finish of the leg. Wire manager on veneer Hoop Bases will be veneered to match the base veneer option. If additional wire management channels are required, they can be purchased separately at the end of the price list.
- Rectangle, Expandable Rectangle, Tapered, Rounded Rectangle, Metal T-Base, Panel, Island, and Center Column bases include a removable access panel
- Tapered and Rounded Rectangle bases standard with a metal trim detail
- Veneer Hoop Base finish will match Top veneer finish
- Upholstery option is applied on the Rounded Rectangle outer base shell or Tapered Base end panel. For COM fabrics, yardage requirement is 1 yard per base.
- Center Wire Chase available on two base tables for more robust wire management needs. See page 213.
- On Tapered base tables with center bases, the center base will default to the finish selections specified for the end bases. Metal finish on center bases will default to the finish selection on the end base.
- On Rounded Rectangle base tables with center bases, both sides of the center base will default to the finish selection specified for the inner shell of the end bases. Metal finish on center base will default to finish selection specified for end base.
- If a powder coat finish is not selected for the Low Profile Perimeter Power, the finish will match the beam metal finish (Foil is the default when Clear Anodized is selected)

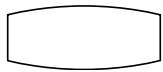
REQUIRED INFORMATION (ORDER CANNOT BE ENTERED WITHOUT THIS INFORMATION)

See appendix pages vi-xii for surface material options.

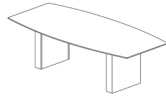
- Choose Stone
- Choose Veneer Finish, if Veneer base specified
- Choose Laminate Finish, if Laminate base specified
- Choose Fenix Finish, if Fenix base specified
- Choose Paint Finish, if Painted base or paint option specified
- Choose Metal Finish. Clear Anodized (-CA), GoldMatt Anodized (-GMA), Antique Brass Anodized (-ABA) and Light Bronze Anodized (-LBA) not available on T-Base or Hoop Base.
- Choose Powder Coat Finish, if Low Profile Perimeter Power is selected
- Choose Metal Finish for base trim detail, if Tapered or Rounded Rectangle Bases specified
- Choose Upholstery, if Upholstery Base Option specified
- Choose Acrylic Finish, if Acrylic Base Option specified



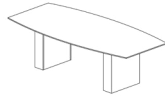
STONE / QUARTZ TOP WITH FULL BULLNOSE EDGE



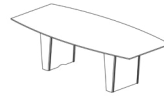
BOAT TOP



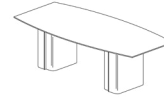
Rectangle Base



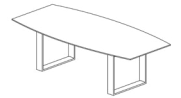
Column Base



Tapered Base



Rounded Rectangle Base



Hoop Base

BOAT TABLES

MODEL #	L x W	BASE QTY	SUB-TOP SECTIONS	STONE SECTIONS	SEATING CAPACITY	RECTANGLE BASE		COLUMN BASE		TAPERED BASE			
						Painted	Veneer	Painted	Veneer	Laminate	Painted	Veneer	Finex
						-PR	-VR	-PC	-VC	-LTP	-PTP	-VTP	-FTP
FWNB-8444-SB	84 x 32/44	2	1	1	8	16,345	17,318	17,318	18,347	19,689	19,689	20,704	19,784
FWNB-10848-SB	108 x 36/48	2	1	2	10	20,951	22,033	22,033	23,174	24,665	24,665	25,790	24,772
FWNB-14454-SB	144 x 36/54	3	2	2	12	35,196	37,126	37,126	39,165	35,097	35,097	36,438	35,224
FWNB-16860-SB	168 x 42/60	3	2	4	14	45,363	47,415	47,415	49,585	52,421	52,421	54,561	52,622
FWNB-19272-SB	192 x 54/72	3	4	4	18	64,373	66,553	66,553	68,853	68,791	68,791	72,106	69,068
FWNB-20472-SB	204 x 54/72	3	4	4	18	69,839	72,106	72,106	74,501	74,437	74,437	77,884	74,724
FWNB-21672-SB	216 x 54/72	3	4	4	20	74,463	76,785	76,785	79,237	79,172	79,172	82,704	79,466
FWNB-22872-SB	228 x 54/72	4	4	5	20	83,611	86,738	86,738	90,039	82,876	82,876	86,441	83,172
FWNB-24072-SB	240 x 54/72	4	4	5	20	87,541	90,701	90,701	94,041	86,795	86,795	90,401	87,096

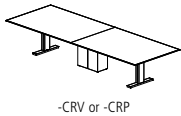
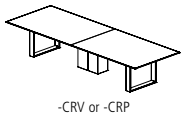
BOAT TABLES

MODEL #	L x W	BASE QTY	SUB-TOP SECTIONS	STONE SECTIONS	SEATING CAPACITY	ROUNDED RECTANGLE BASE			HOOP BASE		
						Laminate	Painted	Veneer	Metal	Veneer	
						-LRR	-PRR	-VRR	-HP	-VHP	
FWNB-8444-SB	84 x 32/44	2	1	1	8		20,348	20,348	21,388	-	-
FWNB-10848-SB	108 x 36/48	2	1	2	10		25,395	25,395	26,552	22,033	26,720
FWNB-14454-SB	144 x 36/54	3	2	2	12		35,967	35,967	37,344	37,126	45,499
FWNB-16860-SB	168 x 42/60	3	2	4	14		53,809	53,809	56,008	47,415	56,325
FWNB-19272-SB	192 x 54/72	3	4	4	18		71,062	71,062	74,467	66,553	74,499
FWNB-20472-SB	204 x 54/72	3	4	4	18		76,799	76,799	80,342	72,106	80,374
FWNB-21672-SB	216 x 54/72	3	4	4	20		81,592	81,592	85,223	76,785	85,255
FWNB-22872-SB	228 x 54/72	4	4	5	20		85,318	85,318	88,983	86,738	98,139
FWNB-24072-SB	240 x 54/72	4	4	5	20		89,265	89,265	92,971	90,701	102,233



STONE / QUARTZ TOP WITH FULL BULLNOSE EDGE

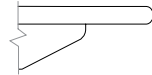
BASE OPTIONS	CODE	PRICE	NOTES
Metal Trim Finish Options:			
Powder Coat	No Code	No Charge	Tapered and Rounded Rectangle Bases are standard with a metal trim detail in either Powder Coat or Clear Anodized. Other finishes available at an upcharge.
Clear Anodized	-CA	No Charge	
GoldMatt Anodized	-GMA	\$941	
Antique Brass Anodized	-ABA	\$941	
Light Bronze Anodized	-LBA	\$471	
High Polish Finish	-HPF	\$554	
Upholstered Base Option:			
		-COM	-A -B -C -D -E -F -G
Upholstered Base, 44", 48", 50" Wide Tables	-UPH-48	\$1,045	\$1,359 \$1,463 \$1,568 \$1,672 \$2,404 \$2,822 \$3,031
Upholstered Base, 54" Wide Table	-UPH-54	\$1,045	\$1,411 \$1,516 \$1,550 \$1,725 \$2,508 \$2,926 \$3,135
Upholstered Base, 60" Wide Table	-UPH-60	\$1,045	\$1,463 \$1,568 \$1,672 \$1,777 \$2,717 \$3,135 \$3,344
Upholstered Base, 72" Wide Table	-UPH-72	\$1,045	\$1,672 \$1,777 \$1,881 \$1,986 \$3,658 \$4,076 \$4,285
Acrylic Base Option:			
Acrylic, 44", 48", 50" Wide Tables	-ACR-48	\$2,000	Acrylic option applied to end/inner panels of Tapered Bases only.
Acrylic, 54" Wide Table	-ACR-54	\$2,400	
Acrylic, 60" Wide Table	-ACR-60	\$2,600	
Acrylic, 72" Wide Table	-ACR-72	\$3,100	
Paint Option:			
Veneer Rounded Rectangle Base Inner Shell	-PVRR	DEDUCT \$471	Paint option on Veneer Rounded Rectangle Base Inner Shell
Laminate Rounded Rectangle Base Inner Shell	-PLRR	No Charge	Paint option on Laminate Rounded Rectangle Base Inner Shell
Fenix Tapered Base End/Inner Panels	-PFTP	DEDUCT \$471	Paint option on Fenix Tapered Base End/Inner Panels
Veneer Tapered Base End/Inner Panels	-PVTP	DEDUCT \$471	Paint option on Veneer Tapered Base End/Inner Panels
Laminate Tapered Base End/Inner Panels	-PLTP	No Charge	Paint option on Laminate Tapered Base End/Inner Panels
Center Column Base Finish Options:			
Painted Center Column Base*	-CRP	No Charge	To replace existing middle base (Hoop Base and T-Base only)
Veneer Center Column Base*	-CRV	No Charge	
Polished Chrome Finish Options:			
Polished Chrome Hoop Base (2 base tables)	-PCHP2	\$2,768	*When specifying -CRV or -CRP in conjunction with a Polished Chrome finish on Hoop Base or T-Base tables with 3 bases, use the upcharge code and pricing for 2 base tables (-PCHP2 or -PCTB2).
Polished Chrome Hoop Base (3 base tables)	-PCHP3	\$4,149	
Polished Chrome Hoop Base (4 base tables)	-PCHP4	\$5,218	
TOP OPTIONS			
Multi-Section Tops:			
102", 108", 114" and 120" one-piece tops split into two sections	Specify -2	\$824	Power Matrix (center of table location only) cannot be specified when this option is selected
204", 216", 228" or 240" two-piece tops split into four sections	Specify -4	\$1,642	
POWER OPTIONS			
Low Profile Perimeter Power Option:			
72"-132" Tables	-LPP6C	\$6,532	See page 29 for location information (10) simplex outlets, (10) USB-A+C ports, (4) Modular AV Inserts/Plates (14) simplex outlets, (14) USB-A+C ports, (4) Modular AV Inserts/Plates (18) simplex outlets, (18) USB-A+C ports, (4) Modular AV Inserts/Plates Replaces USB-A+C ports
144"-156" Tables	-LPP8C	\$9,144	
168"-240" Tables	-LPP10C	\$12,436	
For USB-C+C	Add -USB-DualC	No Charge	
Field-Wired Option:			
72"-132" Tables	Add -FW	DEDUCT \$1,945	Some local electrical codes may require hardwiring of components and may not allow the use of standard modular power systems. A junction box will be provided when ordering the -FW option
144"-156" Tables	Add -FW	DEDUCT \$2,378	
168"-240" Tables	Add -FW	DEDUCT \$2,913	
Other Power and Data Options: See pages 204-213			





STONE / QUARTZ TOP WITH FULL BULLNOSE EDGE

EDGE PROFILE



Stone/Quartz Full Bullnose Edge

GENERAL INFORMATION

- Tops are 2cm thick, cantilevered 3" over a 2" built-up edge subtop
- When Absolute Black Granite stone is specified, the subtop will be painted in Galaxy (S8007)
- When Carrara Marble, Quartz Carrara Codena, or Quartz Serene stone is specified, the subtop will be painted in Cloud (S8004)
- Stone and Solid Surface Material: Despite its reputation for durability, natural stone can easily be broken during handling and/or installation if proper techniques are not followed. In addition, Nucraft is not responsible for the installation of natural stone or solid surface materials on its products. Therefore, installers specifically trained in the installation of these materials must be utilized to ensure a quality installation. Nucraft shall not be liable for any damages incurred during the handling and/or installation of natural stone or solid surface materials on its products.
- Steel lattice frame replaces the beam structure Seating capacity based on 27" per person
- Overall table height 29.5"
- T-Base combination finish includes a Polished Chrome foot and Powder Coat vertical column
- Beam finish will match Metal Finish selection. If no Metal Finish is selected, beams will be Foil.
- If Polished Chrome Finish is specified on the T-Base or Hoop Base, the beams will be Foil.
- Tables with three Hoop or T-Bases will default to the same base style for all three bases. An alternate Center Column Base may also be specified above.
- One wire manager included with the Hoop Base table (regardless of table size). Can be adhered to the leg and will default to the finish of the leg. Wire manager on veneer Hoop Bases will be veneered to match the base veneer option. If additional wire management channels are required, they can be purchased separately at the end of the price list.
- Rectangle, Expandable Rectangle, Tapered, Rounded Rectangle, Metal T-Base, Panel, Island, and Center Column bases include a removable access panel
- Tapered and Rounded Rectangle bases standard with a metal trim detail
- Veneer Hoop Base finish will match Top veneer finish
- Upholstery option is applied on the Rounded Rectangle outer base shell or Tapered Base end panel. For COM fabrics, yardage requirement is 1 yard per base.
- Center Wire Chase available on two base tables for more robust wire management needs. See page 213.
- On Tapered base tables with center bases, the center base will default to the finish selections specified for the end bases. Metal finish on center bases will default to the finish selection on the end base.
- On Rounded Rectangle base tables with center bases, both sides of the center base will default to the finish selection specified for the inner shell of the end bases. Metal finish on center base will default to finish selection specified for end base.
- If a powder coat finish is not selected for the Low Profile Perimeter Power, the finish will match the beam metal finish (Foil is the default when Clear Anodized is selected)

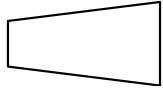
REQUIRED INFORMATION (ORDER CANNOT BE ENTERED WITHOUT THIS INFORMATION)

See appendix pages vi-xii for surface material options.

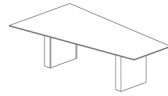
- Choose Stone
- Choose Veneer Finish, if Veneer base specified
- Choose Laminate Finish, if Laminate base specified
- Choose Fenix Finish, if Fenix base specified
- Choose Paint Finish, if Painted base or paint option specified
- Choose Metal Finish. Clear Anodized (-CA), GoldMatt Anodized (-GMA), Antique Brass Anodized (-ABA) and Light Bronze Anodized (-LBA) not available on T-Base or Hoop Base.
- Choose Powder Coat Finish, if Low Profile Perimeter Power is selected
- Choose Metal Finish for base trim detail, if Tapered or Rounded Rectangle Bases specified
- Choose Upholstery, if Upholstery Base Option specified
- Choose Acrylic Finish, if Acrylic Base Option specified



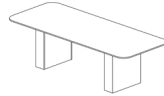
STONE / QUARTZ TOP WITH FULL BULLNOSE EDGE



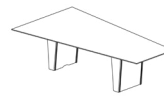
SIGHT LINE TOP



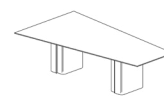
Rectangle Base



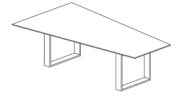
Column Base



Tapered Base



Rounded Rectangle Base



Hoop Base

SIGHT LINE TABLES

MODEL #	L x W	BASE QTY	SUB-TOP SECTIONS	STONE SECTIONS	SEATING CAPACITY	RECTANGLE BASE		COLUMN BASE		TAPERED BASE			
						Painted	Veneer	Painted	Veneer	Laminate	Painted	Veneer	Finex
						-PR	-VR	-PC	-VC	-LTP	-PTP	-VTP	-FTP
FWNA-8458-SB	84 x 36/58	2	1	2	9	19,925	20,995	20,995	22,126	23,603	23,603	24,719	23,710
FWNA-10860-SB	108 x 36/60	2	1	2	11	25,427	26,615	26,615	27,871	29,512	29,512	30,750	29,629
FWNA-13268-SB	132 x 36/68	3	3	3	11	44,831	46,903	46,903	49,094	44,724	44,724	46,164	44,860
FWNA-15672-SB	156 x 36/72	3	3	3	13	56,154	58,334	58,334	60,634	63,642	63,642	65,912	63,855
FWNA-16876-SB	168 x 36/76	3	3	4	15	58,963	61,079	61,079	63,313	66,234	66,234	68,439	66,442
FWNA-18078-SB	180 x 36/78	3	3	4	15	62,686	64,802	64,802	67,037	69,958	69,958	72,163	70,168
FWNA-19278-SB	192 x 36/78	3	4	4	17	65,534	67,650	67,650	69,885	69,826	69,826	73,045	70,095
FWNA-20478-SB	204 x 36/78	3	4	4	17	71,160	73,364	73,364	75,689	75,628	75,628	78,976	75,907
FWNA-21678-SB	216 x 36/78	3	4	4	19	75,934	78,189	78,189	80,572	80,509	80,509	83,940	80,795
FWNA-22878-SB	228 x 36/78	4	4	5	19	85,057	88,093	88,093	91,300	84,341	84,341	87,806	84,630
FWNA-24078-SB	240 x 36/78	4	4	5	19	89,121	92,192	92,192	95,436	88,397	88,397	91,900	88,688

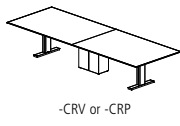
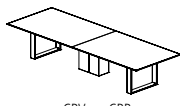
SIGHT LINE TABLES

MODEL #	L x W	BASE QTY	SUB-TOP SECTIONS	STONE SECTIONS	SEATING CAPACITY	ROUNDED RECTANGLE BASE			HOOP BASE		
						Laminate	Painted	Veneer	Metal	Veneer	
						-LRR	-PRR	-VRR	-HP	-VHP	
FWNA-8458-SB	84 x 36/58	2	1	2	9		24,327	24,327	25,472	20,995	25,638
FWNA-10860-SB	108 x 36/60	2	1	2	11		30,315	30,315	31,587	26,615	31,773
FWNA-13268-SB	132 x 36/68	3	3	3	11		45,657	45,657	47,137	46,903	55,897
FWNA-15672-SB	156 x 36/72	3	3	3	13		65,113	65,113	67,445	58,334	66,280
FWNA-16876-SB	168 x 36/76	3	3	4	15		67,664	67,664	69,930	61,079	68,797
FWNA-18078-SB	180 x 36/78	3	3	4	15		71,388	71,388	73,654	64,802	72,521
FWNA-19278-SB	192 x 36/78	3	4	4	17		72,031	72,031	75,339	67,650	75,369
FWNA-20478-SB	204 x 36/78	3	4	4	17		77,922	77,922	81,365	73,364	81,397
FWNA-21678-SB	216 x 36/78	3	4	4	19		82,860	82,860	86,386	78,189	86,418
FWNA-22878-SB	228 x 36/78	4	4	5	19		86,714	86,714	90,274	88,093	99,169
FWNA-24078-SB	240 x 36/78	4	4	5	19		90,796	90,796	94,397	92,192	103,393



STONE / QUARTZ TOP WITH FULL BULLNOSE EDGE

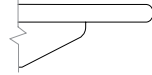
BASE OPTIONS	CODE	PRICE	NOTES
Metal Trim Finish Options:			
Powder Coat	No Code	No Charge	Tapered and Rounded Rectangle Bases are standard with a metal trim detail in either Powder Coat or Clear Anodized. Other finishes available at an upcharge.
Clear Anodized	-CA	No Charge	
GoldMatt Anodized	-GMA	\$941	
Antique Brass Anodized	-ABA	\$941	
Light Bronze Anodized	-LBA	\$471	
High Polish Finish	-HPF	\$554	
Upholstered Base Option:			
		-COM	-A -B -C -D -E -F -G
Upholstered Base, 54", 56", 58" Wide Tables	-UPH-48	\$1,045	\$1,359 \$1,463 \$1,568 \$1,672 \$2,404 \$2,822 \$3,031
Upholstered Base, 60" Wide Table	-UPH-54	\$1,045	\$1,411 \$1,516 \$1,550 \$1,725 \$2,508 \$2,926 \$3,135
Upholstered Base, 66", 68" Wide Tables	-UPH-60	\$1,045	\$1,463 \$1,568 \$1,672 \$1,777 \$2,717 \$3,135 \$3,344
Upholstered Base, 70", 72" Wide Tables	-UPH-66	\$1,045	\$1,568 \$1,672 \$1,777 \$1,881 \$3,135 \$3,553 \$3,762
Upholstered Base, 76", 78" Wide Tables	-UPH-72	\$1,045	\$1,672 \$1,777 \$1,881 \$1,986 \$3,658 \$4,076 \$4,285
Acrylic Base Option:			
Acrylic, 54", 56", 58" Wide Tables	-ACR-48	\$2,000	Acrylic option applied to end/inner panels of Tapered Bases only.
Acrylic, 60" Wide Table	-ACR-54	\$2,400	
Acrylic, 66", 68" Wide Tables	-ACR-60	\$2,600	
Acrylic, 70", 72" Wide Tables	-ACR-66	\$2,800	
Acrylic, 76", 78" Wide Tables	-ACR-72	\$3,100	
Paint Option:			
Veneer Rounded Rectangle Base Inner Shell	-PVRR	DEDUCT \$471	Paint option on Veneer Rounded Rectangle Base Inner Shell
Laminate Rounded Rectangle Base Inner Shell	-PLRR	No Charge	Paint option on Laminate Rounded Rectangle Base Inner Shell
Fenix Tapered Base End/Inner Panels	-PFTP	DEDUCT \$471	Paint option on Fenix Tapered Base End/Inner Panels
Veneer Tapered Base End/Inner Panels	-PVTP	DEDUCT \$471	Paint option on Veneer Tapered Base End/Inner Panels
Laminate Tapered Base End/Inner Panels	-PLTP	No Charge	Paint option on Laminate Tapered Base End/Inner Panels
Center Column Base Finish Options:			
Painted Center Column Base*	-CRP	No Charge	To replace existing middle base (Hoop Base and T-Base only)
Veneer Center Column Base*	-CRV	No Charge	
Polished Chrome Finish Options:			
Polished Chrome Hoop Base (2 base tables)	-PCHP2	\$2,768	*When specifying -CRV or -CRP in conjunction with a Polished Chrome finish on Hoop Base or T-Base tables with 3 bases, use the upcharge code and pricing for 2 base tables (-PCHP2 or -PCTB2).
Polished Chrome Hoop Base (3 base tables)	-PCHP3	\$4,149	
Polished Chrome Hoop Base (4 base tables)	-PCHP4	\$5,218	
TOP OPTIONS			
Multi-Section Tops:			
102", 108", 114" and 120" one-piece tops split into two sections	Specify -2	\$824	Power Matrix (center of table location only) cannot be specified when this option is selected
204", 216", 228" or 240" two-piece tops split into four sections	Specify -4	\$1,642	
POWER OPTIONS			
Low Profile Perimeter Power Option:			
72"-132" Tables	-LPP6C	\$6,532	See page 29 for location information (10) simplex outlets, (10) USB-A+C ports, (4) Modular AV Inserts/Plates (14) simplex outlets, (14) USB-A+C ports, (4) Modular AV Inserts/Plates (18) simplex outlets, (18) USB-A+C ports, (4) Modular AV Inserts/Plates Replaces USB-A+C ports
144"-156" Tables	-LPP8C	\$9,144	
168"-240" Tables	-LPP10C	\$12,436	
For USB-C+C	Add -USB-DualC	No Charge	
Field-Wired Option:			
72"-132" Tables	Add -FW	DEDUCT \$1,945	Some local electrical codes may require hardwiring of components and may not allow the use of standard modular power systems. A junction box will be provided when ordering the -FW option
144"-156" Tables	Add -FW	DEDUCT \$2,378	
168"-240" Tables	Add -FW	DEDUCT \$2,913	
Other Power and Data Options:	See pages 204-213		





STONE / QUARTZ TOP WITH FULL BULLNOSE EDGE

EDGE PROFILE



Stone/Quartz Full Bullnose Edge

GENERAL INFORMATION

- Tops are 2cm thick, cantilevered 3" over a 2" built-up edge subtop
- When Absolute Black Granite stone is specified, the subtop will be painted in Galaxy (S8007)
- When Carrara Marble, Quartz Carrara Codena, or Quartz Serene stone is specified, the subtop will be painted in Cloud (S8004)
- Stone and Solid Surface Material: Despite its reputation for durability, natural stone can easily be broken during handling and/or installation if proper techniques are not followed. In addition, Nucraft is not responsible for the installation of natural stone or solid surface materials on its products. Therefore, installers specifically trained in the installation of these materials must be utilized to ensure a quality installation. Nucraft shall not be liable for any damages incurred during the handling and/or installation of natural stone or solid surface materials on its products.
- Steel lattice frame replaces the beam structure Seating capacity based on 27" per person
- Overall table height 29.5"
- T-Base combination finish includes a Polished Chrome foot and Powder Coat vertical column
- Beam finish will match Metal Finish selection. If no Metal Finish is selected, beams will be Foil.
- If Polished Chrome Finish is specified on the T-Base or Hoop Base, the beams will be Foil.
- Tables with three Hoop or T-Bases will default to the same base style for all three bases. An alternate Center Column Base may also be specified above.
- One wire manager included with the Hoop Base table (regardless of table size). Can be adhered to the leg and will default to the finish of the leg. Wire manager on veneer Hoop Bases will be veneered to match the base veneer option. If additional wire management channels are required, they can be purchased separately at the end of the price list.
- Rectangle, Expandable Rectangle, Tapered, Rounded Rectangle, Metal T-Base, Panel, Island, and Center Column bases include a removable access panel
- Tapered and Rounded Rectangle bases standard with a metal trim detail
- Veneer Hoop Base finish will match Top veneer finish
- Upholstery option is applied on the Rounded Rectangle outer base shell or Tapered Base end panel. For COM fabrics, yardage requirement is 1 yard per base.
- Center Wire Chase available on two base tables for more robust wire management needs. See page 213.
- On Tapered base tables with center bases, the center base will default to the finish selections specified for the end bases. Metal finish on center bases will default to the finish selection on the end base.
- On Rounded Rectangle base tables with center bases, both sides of the center base will default to the finish selection specified for the inner shell of the end bases. Metal finish on center base will default to finish selection specified for end base.
- If a powder coat finish is not selected for the Low Profile Perimeter Power, the finish will match the beam metal finish (Foil is the default when Clear Anodized is selected)
- Low Profile Perimeter Power option is not available on tables with Panel (-PP & -VP) and Hoop (-HP & -VHP) bases

REQUIRED INFORMATION (ORDER CANNOT BE ENTERED WITHOUT THIS INFORMATION)

See appendix pages vi-xii for surface material options.

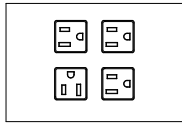
- Choose Stone
- Choose Veneer Finish, if Veneer base specified
- Choose Laminate Finish, if Laminate base specified
- Choose Fenix Finish, if Fenix base specified
- Choose Paint Finish, if Painted base or paint option specified
- Choose Metal Finish. Clear Anodized (-CA), GoldMatt Anodized (-GMA), Antique Brass Anodized (-ABA) and Light Bronze Anodized (-LBA) not available on T-Base or Hoop Base.
- Choose Powder Coat Finish, if Low Profile Perimeter Power is selected
- Choose Metal Finish for base trim detail, if Tapered or Rounded Rectangle Bases specified
- Choose Upholstery, if Upholstery Base Option specified
- Choose Acrylic Finish, if Acrylic Base Option specified



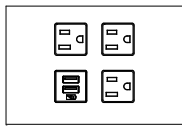
POWER AND DATA OPTIONS

POWER MATRIX SMALL OR COMPACT	MODEL #	DESCRIPTION	W x D	SIMPLEX OUTLETS	BLANK	DATA*	PRICE
	PM-SM-G	Small - Glass Door	6 x 5.375	2	2	2	1,635
	PM-SM-M	Small - Metal Door	6 x 5.375	2	2	2	1,635
	PM-SM-W	Small - Wood Door	6 x 5.375	2	2	2	2,062
	PM-SM-ST	Small - Stone Door	6 x 5.375	2	2	2	2,585
	PM-SM-G-C	Compact - Glass Door	6 x 5.375	2	2	2	1,635
	PM-SM-M-C	Compact - Metal Door	6 x 5.375	2	2	2	1,635
	PM-SM-W-C	Compact - Wood Door	6 x 5.375	2	2	2	2,062
	PM-SM-ST-C	Compact - Stone Door	6 x 5.375	2	2	2	2,585

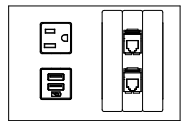
*Each data faceplate includes two RJ-45 (Data) connectors



-FOUR



-THREE-C



-USB-C

OPTIONS	CODE	PRICE	NOTES
4 Simplex Receptacles	Add -FOUR	No Charge	Replace Modular AV Inserts/Plates with 2 simplex receptacles
3 Simplex Receptacles/Charging USB-A+C	Add -THREE-C	No Charge	Replace Modular AV Inserts/Plates with 1 simplex receptacle and 1 charging USB-A+C
USB-A+C Charging	Add -USB-C	\$128 per unit	USB-A+C charger, replaces one of the simplex outlets
USB-C+C Charging	Add -USB-DualC	\$128 per unit	USB-C+C charger, replaces USB-A+C
Polished Chrome Door	Add -PD	\$245 per unit	Only available with metal door option
Polished Chrome Bezel	Add -PB	\$349 per unit	Only available on glass, stone and laminate top tables
Field-Wired	Add -FW	DEDUCT \$48 per unit	May be required in New York City, Chicago and San Francisco. Check with an electrician for local codes and requirements.

Single Infeed Option Available See page 208

GENERAL INFORMATION

- Glass and wood doors are 1/4"-thick, metal doors are 1/8"-thick, stone/quartz doors are 3/8"-thick
- Wood finish will default to the same as the table top, if wood door specified
- Glass door is back-painted low-iron glass
- Stone door will default to the same finish as the stone/quartz table top, if stone door specified
- When specified on tables with laminate, Fenix, glass or stone/quartz tops, the Power Matrix unit can be specified with an optional bezel (-B)
- Solid surface top tables are only available with a bezel Power Matrix (-B)
- Power Matrix cord is 144"-long
- Interior body is clear anodized aluminum
- Each unit includes a 15 amp, 12' power infeed (plug in only)
- Standard configuration: Two simplex receptacles, two RJ-45 data connectors and two single blank faceplates
- If Field-Wired option is specified, each unit includes a 6' flexible metal conduit and requires a hardwire connection
- Additional data/AV faceplate options are on page 213

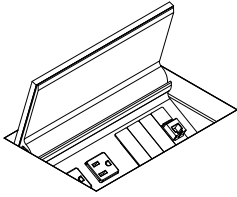
REQUIRED INFORMATION: (ORDER CANNOT BE ENTERED WITHOUT THIS INFORMATION)

See appendix pages vi-xii for surface material options.

- Choose location code & quantity from the charts on pages 19-20
- Choose Glass Door Finish, if glass door version is specified
- Choose Metal Finish, if metal door version is specified or for the bezel finish if the Power Matrix unit is specified with a bezel



POWER AND DATA OPTIONS

POWER MATRIX MEDIUM	MODEL #	DESCRIPTION	W x D	SIMPLEX OUTLETS	BLANK	DATA*	PRICE
	PM-MD-G	Medium - Glass Door	6 x 8.25	4	3	1	2,576
	PM-MD-M	Medium - Metal Door	6 x 8.25	4	3	1	2,576
	PM-MD-W	Medium - Wood Door	6 x 8.25	4	3	1	3,006
	PM-MD-ST	Medium - Stone Door	6 x 8.25	4	3	1	3,535

*Each data faceplate includes two RJ-45 (Data) connectors

OPTIONS	CODE	PRICE	NOTES
USB-A+C Charging	Add -USB-C	\$128 per unit	USB-A+C charger, replaces one of the simplex outlets
USB-C+C Charging	Add -USB-DualC	\$128 per unit	USB-C+C charger, replaces USB-A+C
Polished Chrome Door	Add -PD	\$330 per unit	Only available with metal door option
Polished Chrome Bezel	Add -PB	\$390 per unit	Only available on glass, stone and laminate top tables
Field-Wired	Add -FW	DEDUCT \$48 per unit	May be required in New York City, Chicago and San Francisco. Check with an electrician for local codes and requirements.
Single Infeed Option Available	See page 208		

GENERAL INFORMATION

- Glass and wood doors are 1/4"-thick, metal doors are 1/8"-thick, stone/quartz doors are 3/8"-thick
- Wood finish will default to the same as the table top, if wood door specified
- Glass door is back-painted low-iron glass
- Stone door will default to the same finish as the stone/quartz table top, if stone door specified
- When specified on tables with laminate, Fenix, glass or stone/quartz tops, the Power Matrix unit can be specified with an optional bezel (-B)
- Solid surface top tables are only available with a bezel Power Matrix (-B)
- Power Matrix cord is 144"-long
- Interior body is clear anodized aluminum
- Each unit includes a 15 amp, 12' power infeed (plug in only)
- Standard configuration: Four simplex receptacles, two RJ-45 data connectors and three single blank faceplates
- If Field-Wired option is specified, each unit includes a 6' flexible metal conduit and requires a hardwire connection
- Additional data/AV faceplate options are on page 213

REQUIRED INFORMATION: (ORDER CANNOT BE ENTERED WITHOUT THIS INFORMATION)

See appendix pages vi-xii for surface material options.

- Choose location code & quantity from the charts on pages 19-20
- Choose Glass Door Finish, if glass door version is specified
- Choose Metal Finish, if metal door version is specified or for the bezel finish if the Power Matrix unit is specified with a bezel



POWER AND DATA OPTIONS

POWER MATRIX LARGE	MODEL #	DESCRIPTION	W x D	SIMPLEX OUTLETS	BLANK	DATA*	PRICE
	PM-LG-G	Large - Glass Door	15.25 x 10.75	6	4	2	4,293
	PM-LG-M	Large - Metal Door	15.25 x 10.75	6	4	2	4,293
	PM-LG-W	Large - Wood Door	15.25 x 10.75	6	4	2	4,977
	PM-LG-ST	Large - Stone Door	15.25 x 10.75	6	4	2	5,539

*Each data faceplate includes two RJ-45 (Data) connectors

OPTIONS	CODE	PRICE	NOTES
USB-A+C Charging	Add -USB-C	\$249 per unit	USB-A+C charger, replaces one of the simplex outlets per side
USB-C+C Charging	Add -USB-DualC	\$249 per unit	USB-C+C charger, replaces USB-A+C
Polished Chrome Door	Add -PD	\$811 per unit	Only available with metal door option
Polished Chrome Bezel	Add -PB	\$627 per unit	Only available on glass, stone and laminate top tables
Field-Wired	Add -FW	DEDUCT \$87 per unit	May be required in New York City, Chicago and San Francisco. Check with an electrician for local codes and requirements.
Single Infeed Option Available	See page 208		

GENERAL INFORMATION

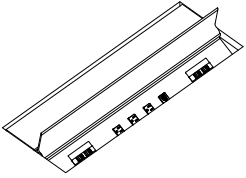
- Glass and wood doors are 1/4"-thick, metal doors are 1/8"-thick, stone/quartz doors are 3/8"-thick
- Wood finish will default to the same as the table top, if wood door specified
- Glass door is back-painted low-iron glass
- Stone door will default to the same finish as the stone/quartz table top, if stone door specified
- When specified on tables with laminate, Fenix, glass or stone/quartz tops, the Power Matrix unit can be specified with an optional bezel (-B)
- Solid surface top tables are only available with a bezel Power Matrix (-B)
- Power Matrix cord is 144"-long
- Interior body is clear anodized aluminum
- Each unit includes a 15 amp, 12' power infeed (plug in only)
- Standard configuration: Six simplex receptacles, four RJ-45 data connectors and four single blank faceplates
- If Field-Wired option is specified, each unit includes a 6' flexible metal conduit and requires a hardwire connection
- Additional data/AV faceplate options are on page 213

REQUIRED INFORMATION: (ORDER CANNOT BE ENTERED WITHOUT THIS INFORMATION)

- See appendix pages vi-xii for surface material options.
- Choose location code & quantity from the charts on pages 19-20
 - Choose Glass Door Finish, if glass door version is specified
 - Choose Metal Finish, if metal door version is specified or for the bezel finish if the Power Matrix unit is specified with a bezel



POWER AND DATA OPTIONS

POWER MATRIX EXTRA LARGE	MODEL #	DESCRIPTION	W x D	SIMPLEX OUTLETS	BLANK	DATA*	PRICE
	PM-XL-G	Extra Large - Glass Door	30.25 x 10.75	8	8	4	6,005
	PM-XL-M	Extra Large - Metal Door	30.25 x 10.75	8	8	4	6,005
	PM-XL-W	Extra Large - Wood Door	30.25 x 10.75	8	8	4	6,692

*Each data faceplate includes two RJ-45 (Data) connectors

OPTIONS	CODE	PRICE	NOTES
USB-A+C Charging	Add -USB-C	\$249 per unit	USB-A+C charger, replaces one of the simplex outlets per side
USB-C+C Charging	Add -USB-DualC	\$249 per unit	USB-C+C charger, replaces USB-A+C
Polished Chrome Door	Add -PD	\$1,137 per unit	Only available with metal door option
Polished Chrome Bezel	Add -PB	\$817 per unit	Only available on glass, stone and laminate top tables
Field-Wired	Add -FW	DEDUCT \$87 per unit	May be required in New York City, Chicago and San Francisco. Check with an electrician for local codes and requirements.
Single Infeed Option Available	See page 208		

GENERAL INFORMATION

- Glass and wood doors are 1/4"-thick, metal doors are 1/8"-thick
- Wood finish will default to the same as the table top, if wood door specified
- Glass door is back-painted low-iron glass
- Extra Large Power Matrix units are only available with a bezel (-B)
- Power Matrix cord is 144"-long
- Interior body is clear anodized aluminum
- Each unit includes a 15 amp, 12' power infeed (plug in only)
- Standard configuration: Eight simplex receptacles, eight RJ-45 data connectors and eight single blank faceplates
- If Field-Wired option is specified, each unit includes a 6' flexible metal conduit and requires a hardwire connection
- Additional data/AV faceplate options are on page 213

REQUIRED INFORMATION: (ORDER CANNOT BE ENTERED WITHOUT THIS INFORMATION)

- See appendix pages vi-xii for surface material options.
- Choose location code & quantity from the charts on pages 19-20
 - Choose Glass Door Finish, if glass door version is specified
 - Choose Metal Finish, if metal door version is specified or for the bezel finish



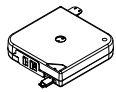
POWER AND DATA OPTIONS

SINGLE INFEED OPTION	MODEL #	DESCRIPTION	PRICE
	SI-H	Single In-Feed Option, Hard-wired	608
	SI-C	Single In-Feed Option, Corded (Plug-in)	734

GENERAL INFORMATION

- Tables 72"-120" in length include 2 duplex receptacles with the modular power system
- Tables 132"-240" in length include 3 duplex receptacles with the modular power system
- Hardwired and Corded Single Infeed options are 7' long
- Single Infeed option cannot be specified in conjunction with the Field-Wired (-FW) option
- Corded Single Infeed option will require a 20-amp power outlet in the floor monument and reduces the modular electrical system in the table to a single circuit

RETRACTORS	MODEL #	DESCRIPTION	PRICE
	CR-CAT6	CAT6 Retractor	996
	CR-HDMI	HDMI Retractor	996
	CR-DISPLAY	Display Port Retractor	996
	CR-USB	Data USB Retractor	996

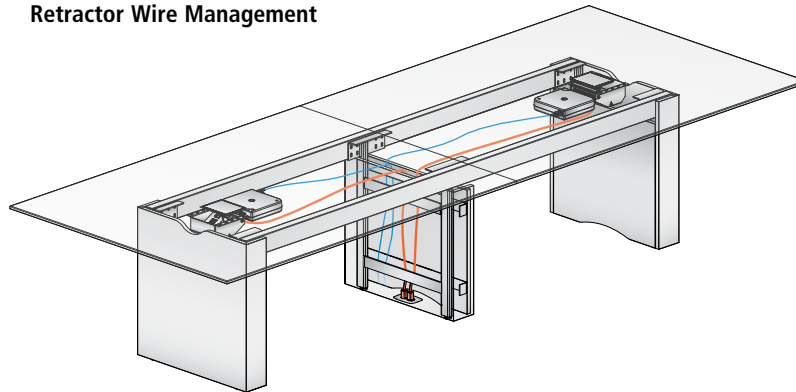


CR-HDMI

GENERAL INFORMATION

- Mounting bracket and attaching hardware included with each retractor
- Can only be used with Power Matrix Small or Medium units
- Not available on round tables
- One Cable Pass Through Set (one top, one bottom) Modular AV Insert/Plate included. Double style Modular AV Inserts/Plates.
- See page 24 for availability by table size

Retractor Wire Management



POWER DOT	MODEL #	DESCRIPTION	PRICE
	PDOT1	2 simplex	414
	PDOT2	1 simplex, 1 data	414
	PDOT3-C	1 simplex, 1 USB-A+C	527



PDOT3-C

POWER DOT LOCATION CO

PD-36 1 Power Dot centrally located for table desk applications

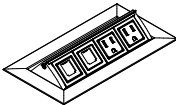
OPTIONS	CODE	PRICE	NOTES
Field-Wired	Add -FW	No Charge	May be required in New York City, Chicago and San Francisco. Check with an electrician for local codes and requirements.

GENERAL INFORMATION

- Power Dot option includes 72" power cord. PDOT2 includes one open data port. Voice/data modules must be ordered separately. Contact your local AV integrator.



POWER AND DATA OPTIONS

TECH NODE	MODEL #	W X D	SIMPLEX RECEPTACLES	OPEN DATA PORTS	CHARGING USB-A+C	PRICE
 PUP	PUP	8 x 4	2	2	-	597
	PUP-USB-AC	8 x 4	2	1	1	711



OPTIONS	CODE	PRICE	NOTES
Field-Wired	Add -FW	No Charge	May be required in New York City, Chicago and San Francisco. Check with an electrician for local codes and requirements.

GENERAL INFORMATION

- 12' cord and a 15 amp plug-in power infeed
- Voice/data modules must be ordered separately; contact your local AV integrator
- PUP defaults to color of metal finish specified on tables (Shadow, Storm, Black, Aged Bronze, Satin Bronze and Galaxy receive Black Anodized Tech Node; Cloud, Burnished and Foil receive Clear Anodized Tech Node)
- Round tables with cylinder bases do not have visible metal components, specify metal finish for Tech Node: Clear or Black Anodized
- Includes a Voice/Data Adapter Kit to accept couplers and jacks when required
- UL Listed

REQUIRED INFORMATION: (ORDER CANNOT BE ENTERED WITHOUT THIS INFORMATION)

- See appendix pages vi-xii for surface material options.
- Choose location code and quantity from chart below



POWER SPEC	MODEL #	DESCRIPTION	PRICE
 PWR-R-W	PWR-R-B	Round Power Spec with Black Faceplate	128
	PWR-R-W	Round Power Spec with White Faceplate	128
 PWR-SQ-W	PWR-SQ-B	Square Power Spec with Black Faceplate	128
	PWR-SQ-W	Square Power Spec with Faceplate	128

GENERAL INFORMATION

- Includes one simplex receptable
- 12' cord

REQUIRED INFORMATION: (ORDER CANNOT BE ENTERED WITHOUT THIS INFORMATION)

- See appendix pages vi-xii for surface material options.
- Choose Metal Finish: Satin Nickel (SNB) or Chrome (CB)

USB SPEC	MODEL #	DESCRIPTION	PRICE
 USBC-R	USBC-R-B	Round Data Spec with Black Faceplate	267
	USBC-R-W	Round Data Spec with White Faceplate	267
 USBC-SQ	USBC-SQ-B	Square Data Spec with Black Faceplate	267
	USBC-SQ-W	Square Data Spec with White Faceplate	267

GENERAL INFORMATION

- Includes one charging USB-A+C
- 6' cord

REQUIRED INFORMATION: (ORDER CANNOT BE ENTERED WITHOUT THIS INFORMATION)

- See appendix pages vi-xii for surface material options.
- Choose Metal Finish: Satin Nickel (SNB) or Chrome (CB)



POWER AND DATA OPTIONS

GROMMET	MODEL #	DESCRIPTION	DIAMETER	PRICE
	GR	Round Grommet	2" Dia	242



OPTIONS	CODE	PRICE	NOTES
Polished Chrome Grommet	Add -PCG	\$98 per unit	

GENERAL INFORMATION

- Metal finish will default to the metal chosen for the table unless otherwise specified
- Available at center location only
- Available on round tables with no power or with Low Profile Perimeter Power, in all top materials. Grommets are not available on tables with an X-base.
- Available on rectangle, radius rectangle, sightline and boat tables with no power, Low Profile Perimeter Power, and with Power Matrix, Tech Node and Power Spec (in quantities of 2 or 4) in all top materials

REQUIRED INFORMATION: (ORDER CANNOT BE ENTERED WITHOUT THIS INFORMATION)

See appendix pages vi-xii for surface material options.

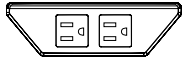
- Choose Metal Finish: Powder Coat, Clear Anodized or Polished Chrome (upcharge applies)

LOCATION CODES	TECH NODE	POWER SPEC	USB SPEC	ROUND GROMMET	LOCATION	QUANTITY OF UNITS TO ORDER
	TN-1	SP-1	SP-1	G-1	One at center	1
	TN-2	SP-2	SP-2		One at each end	2
	TN-3	SP-3	SP-3		One at center and one at each end	3
	TN-4	SP-4	SP-4		Four equally spaced	4



POWER AND DATA OPTIONS

HARDWIRE INFEED POWER RAIL KIT	MODEL #	TOTAL # OF RAILS	ELECTRICAL OUTLETS	(2) SIMPLEX -S2	ELECTRICAL OUTLETS	(1) SIMPLEX / (1) CHARGING USB-A+C -S3
(Includes Power Rails, Hardwire Infeed and Modular Power Components)	FW-RAIL-1-H	1	2	1,462	1	1,462
	FW-RAIL-2-H	2	4	2,320	2	2,320
	FW-RAIL-3-H	3	6	3,177	3	3,177
	FW-RAIL-4-H	4	8	4,036	4	4,036
	FW-RAIL-5-H	5	10	4,894	5	4,894
	FW-RAIL-6-H	6	12	5,749	6	5,749
	FW-RAIL-7-H	7	14	6,605	7	6,605
	FW-RAIL-8-H	8	16	7,461	8	7,461
	FW-RAIL-9-H	9	18	8,321	9	8,321
	FW-RAIL-10-H	10	20	9,179	10	9,179
	FW-RAIL-11-H	11	22	10,035	11	10,035
	FW-RAIL-12-H	12	24	10,892	12	10,892



-S2



-S3

GENERAL INFORMATION


- Includes modular power electrical system
- Hardwire infeed is 7' long
- Not available on Stone Top tables
- Maximum of 12 Power Rails per table
- Simplex receptacles will be white, when Burnished, Cloud or Foil powdercoat finishes are specified. Black simplex receptacles will be used for all other powdercoat finishes.
- Power Rails not available in Clear or Black Anodized

REQUIRED INFORMATION: (ORDER CANNOT BE ENTERED WITHOUT THIS INFORMATION)

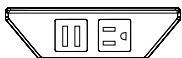
See appendix pages vi-xii for surface material options.

- Choose Metal Finish

CORDED INFEED POWER RAIL KIT	MODEL #	TOTAL # OF RAILS	ELECTRICAL OUTLETS	(2) SIMPLEX -S2	ELECTRICAL OUTLETS	(1) SIMPLEX / (1) CHARGING USB-A+C -S3
(Includes Power Rails, Corded Infeed and Modular Power Components)	FW-RAIL-1-C	1	2	1,589	1	1,589
	FW-RAIL-2-C	2	4	2,450	2	2,450
	FW-RAIL-3-C	3	6	3,306	3	3,306
	FW-RAIL-4-C	4	8	4,161	4	4,161
	FW-RAIL-5-C	5	10	5,018	5	5,018
	FW-RAIL-6-C	6	12	5,879	6	5,879
	FW-RAIL-7-C	7	14	6,736	7	6,736
	FW-RAIL-8-C	8	16	7,591	8	7,591
	FW-RAIL-9-C	9	18	8,448	9	8,448
	FW-RAIL-10-C	10	20	9,307	10	9,307
	FW-RAIL-11-C	11	22	10,165	11	10,165
	FW-RAIL-12-C	12	24	11,021	12	11,021



-S2



-S3


GENERAL INFORMATION

- Not available on Stone Top tables
- Data rails do not count toward the maximum of 12 Power Rails per table. For information on how many Data Rails a specific table size can accommodate, please contact NuCraft Customer Service.
- Data Rails not available in Clear or Black Anodized
- Corded Single Infeed option will require a 20-amp power outlet in the floor monument and reduces the modular electrical system in the table to a single circuit

REQUIRED INFORMATION: (ORDER CANNOT BE ENTERED WITHOUT THIS INFORMATION)

See appendix pages vi-xii for surface material options.

- Choose Metal Finish

DATA RAIL	MODEL #	DESCRIPTION	PRICE
	FW-RAIL-DATA	Data Rail includes (1) blank faceplate and (1) dual RJ-45 faceplate	664

FW-RAIL-DATA

GENERAL INFORMATION

- Not available on Stone Top tables
- Data rails do not count toward the maximum of 12 Power Rails per table. For information on how many Data Rails a specific table size can accommodate, please contact NuCraft Customer Service.
- Data Rails not available in Clear or Black Anodized

REQUIRED INFORMATION: (ORDER CANNOT BE ENTERED WITHOUT THIS INFORMATION)

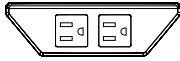
See appendix pages vi-xii for surface material options.

- Choose Metal Finish

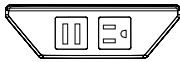


POWER AND DATA OPTIONS

FIELD-WIRED	MODEL #	DESCRIPTION	(2) SIMPLEX -S2	(1) SIMPLEX / (1) CHARGING USB-A+C -S3
	FW-RAIL-FW	Field-Wired Power Rail	764	764



-S2



-S3

GENERAL INFORMATION


- Includes 6' flexible metal conduit and required a hardwire connection
- Not available on Stone Top tables
- Maximum of 12 Power Rails per table
- May be required in New York City, Chicago and San Francisco. Check with an electrician for local codes and requirements. A junction box will be provided when ordering the FW-RAIL-FW option.
- Power Rails not available in Clear or Black Anodized

REQUIRED INFORMATION: (ORDER CANNOT BE ENTERED WITHOUT THIS INFORMATION)

See appendix pages vi-xii for surface material options.

- Choose Metal Finish

INDIVIDUAL POWER RAIL	MODEL #	DESCRIPTION	(2) SIMPLEX -S2	(1) SIMPLEX / (1) CHARGING USB-A+C -S3
	FW-RAIL	Power Rail	861	861



-S2



-S3

GENERAL INFORMATION

- Individual power rails do not include a modular power system. Each Power Rail must directly plug into a floor core with a 6'-corded 15-amp plug-in infeed. (Typically used with smaller tables, rounds, squares, soft squares, where a modular power system is not required.)
- Not available on Stone Top tables
- Maximum of 12 Power Rails per table
- Simplex receptacles will be white, when Burnished, Cloud or Foil powdercoat finishes are specified. Black simplex receptacles will be used for all other powdercoat finishes.
- Power Rails not available in Clear or Black Anodized

REQUIRED INFORMATION: (ORDER CANNOT BE ENTERED WITHOUT THIS INFORMATION)

See appendix pages vi-xii for surface material options.

- Choose Metal Finish




POWER AND DATA OPTIONS

DATA FACEPLATES	MODEL #	DESCRIPTION	STYLE	W x H	PRICE
	FLDF-1	Blank faceplate, single height	Single	3-1/2 x 5/8	81
	FLDF-2	One VGA 15-pin HD Female to Female Gender Changer, one 3.5mm Stereo Mini Jack to Solder Tabs	Single	3-1/2 x 5/8	284
	FLDF-3	One VGA 15-pin HD Female to Female Gender Changer	Single	3-1/2 x 5/8	223
	FLDF-4	One RJ-11 Female to Punch Down - Phone	Single	3-1/2 x 5/8	223
	FLDF-5	One RJ-45 Female to Female Barrel - Data	Single	3-1/2 x 5/8	182
	FLDF-6	Two RJ-45 Female to Female Barrels, single height	Single	3-1/2 x 5/8	244
	FLDF-7	Two RJ-45 Female to Punch Down for CAT 6 - AMP	Single	3-1/2 x 5/8	345
	FLDF-8	Two RJ-45 Female to Punch Down for CAT 6 - Leviton	Single	3-1/2 x 5/8	345
	FLDF-10	Two RJ-45 Female to Punch Down for CAT 6 - Panduit	Single	3-1/2 x 5/8	345
	FLDF-11	Two USB A Female to Two USB A Female on 10" Pigtaills	Single	3-1/2 x 5/8	386
	FLDF-12	Blank faceplate, double height	Double	3-1/2 x 1-3/8	101
	FLDF-13	Two RJ-45 Female to Female Barrels, double height	Double	3-1/2 x 1-3/8	244
	FLDF-14	Cable Pass-Through Set - one top, one bottom	Double	3-1/2 x 1-3/8	426
	FLDF-15	One HDMI Female to Female Barrel	Single	3-1/2 x 5/8	284

GENERAL INFORMATION

- Each FW-RAIL-DATA unit holds two Single Space faceplates
- Faceplates are black

CHARGING TRAC	MODEL #	TOTAL BRACKETS	# OF USB PORTS	PRICE
	TRAC-2	2	4	2,216
	TRAC-4	4	8	3,738

GENERAL INFORMATION

- Plug-in Infeed only
- Field Installed
- 15 amp

REQUIRED INFORMATION: (ORDER CANNOT BE ENTERED WITHOUT THIS INFORMATION)

See appendix pages vi-xii for surface material options.

- Choose Metal Finish

WIRE CHASE	MODEL #	W x D	DESCRIPTION	PRICE
	FWCB-V	24 x 12	Veneer Center Column Wire Chase	974
	FWCB-P	24 x 12	Paint Center Column Wire Chase	974

GENERAL INFORMATION

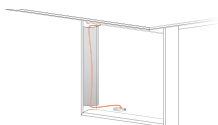
- Wire Chase option to be used with two base tables (not for structural support)
- Wire Management opening is 8.3" x 20"

REQUIRED INFORMATION: (ORDER CANNOT BE ENTERED WITHOUT THIS INFORMATION)

See appendix pages vi-xii for surface material options.

- Choose Veneer Finish, if applicable
- Choose Paint Finish, if applicable
- Choose Metal Finish

WIRE MANAGER	MODEL #	DESCRIPTION	PRICE
(shown attached to Hoop Base)	WM	Wire Manager for Metal Hoop Base	421
	WM-V	Wire Manager for Veneer Hoop Base	703



OPTIONS	CODE	PRICE	NOTES
Polished Chrome Finish	Add -PCF	\$402	Available on WM model only

REQUIRED INFORMATION (ORDER CANNOT BE ENTERED WITHOUT THIS INFORMATION)

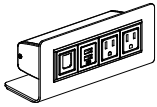
See appendix pages vi-xii for surface material options.

- Choose Metal Finish, if WM specified
- Choose Veneer Finish, if WM-V specified



FREESTANDING POWER OPTION

TECH ZONE	MODEL #	DESCRIPTION	SIMPLEX OUTLETS	OPEN DATA PORTS	CHARGING USB-A+C	PRICE
	ZONE-DATA	(2) Simplex receptacles, (2) Open data ports	2	2	-	375
	ZONE-USB-C	(2) Simplex receptacles, (1) Charging USB-A+C, (1) Open data port	2	1	1	449



ZONE-USB-C



ZONE-DATA



ZONE-USB-C

GENERAL INFORMATION

- 72" long plug-in infeed cord
- Finish is black
- Includes a Voice/Data Adapter Kit to accept couplers and jacks when required



Appendix



This price book supercedes all previous versions.

Before placing your order, confirm you have all required information necessary. Lead times for orders begin after all required information is included and correct.

Delivery Information

We know lead times are important and sticking to them even more so. We work to maintain a 6-8 week lead time on all standard products in this book from receipt of a clean order. All orders are acknowledged with an approximate shipping date and will be invoiced with the price in effect at the date the purchase order is received. For current lead times, please review www.nucraft.com/resources/lead-times.

Shipping charges are prepaid (within the continental U.S.). Therefore, pricing is a delivered price based on normal ground transportation. If you have special instructions, need to ship by air, or are shipping to Alaska or Hawaii, contact Nucraft Customer Service. Nucraft can also help arrange to have products blanket wrapped for an additional charge. Contact the Nucraft Customer Service team or specify it on your purchase order.

Minimum Freight Charge: Any order below \$3,000 net will be assessed a \$500 net minimum freight charge (one per order).

Orders are subject to acquiring the materials required for manufacturing. Fulfillment can be affected by strikes, fires, embargoes and acts of government. These elements are beyond our control.

Nucraft offers a variety of services to accommodate a wide range of delivery requirements. Availability of these services is dependent on a number of factors and may not be offered with all shipments. Examples of delivery services that have additional fees include:

- Specific date
- Specific time of day, morning or afternoon
- Delivery to a warehouse before delivery to its final destination (unless product is picked up at the warehouse)

Contact the Nucraft Customer Service team for availability and pricing on these services.

Freight Terms

Shipping charges for Nucraft products are prepaid for standard delivery in the continental United States. Standard delivery is defined as follows: Product is delivered on a 53' trailer being pulled by a long-haul tractor (total length of 85'). Facility will receive delivery Monday through Friday between the hours of 8:00 AM and 4:00 PM. Facility has docks with levelers and a fork truck for unloading. Product will be loaded on load bars two levels high. Receiving facility is responsible to have personnel on hand to unload the truck upon arrival, drivers do not unload. Delivery sites or times that do not meet these criteria may be accommodated, but will incur a charge to cover additional shipping costs. Please **notify Nucraft a minimum of two weeks prior to shipment** to arrange special services and determine additional charges.

Storage

Nucraft has no storage facilities for finished product. If a customer cannot accept an order when it is ready for shipment, the customer must designate an alternative shipping address. If no address is provided, Nucraft may, at its discretion, transfer the product to storage. If product is transferred to an off-site storage facility, the customer may be charged for transportation to the facility and for any associated storage fees. Nucraft considers transfer of the product to a storage facility the equivalent of shipment, including invoicing and payment. Customers assume the risk of damage or loss during storage.

Transportation Times and Delays

Third party carriers that Nucraft contracts with will make reasonable efforts to accommodate requested delivery times and dates. Scheduled delivery appointments may, however, be delayed for a variety of reasons, including inclement weather, traffic, transportation equipment problems, and delays encountered at other delivery locations along the delivery route. Nucraft does not recommend scheduling activities that depend on the delivery appointment (for example, scheduling furniture installers to install furniture the day of the delivery appointment). Nucraft shall not be liable for any costs incurred as a result of a missed delivery appointment.

Shipment Damage Claims

Legal title to merchandise passes to the buyer upon acceptance by the carrier. Inspect all cartons upon delivery. Details of visible damage should be noted on the delivery receipt. Do not destroy packaging, transport to site, or install product if damage is found upon inspection. Inspection of products should be completed upon delivery to the receiver. If visible damage is apparent, a claim should be filed immediately with Nucraft Customer Service. If visible damage is not apparent, sign the delivery receipt "No visible damage." This will allow recourse for a concealed damage claim. Concealed damage claims must be filed within 15 days of receipt, **prior to transporting or installing any product.**

Do not destroy packing materials until shipment has been inspected. If damage is found, proceed to file a claim with Nucraft Customer Service.

Failure to make any claims against Nucraft within 15 days shall constitute acceptance of the merchandise and a waiver of any defects, errors or shortages discovered upon inspection.

Cancellations

Cancellations must be reviewed by our Customer Service team. Because we build your products to order, orders cannot be cancelled once processing has begun. Processing includes but is not limited to development of shop drawings and other engineering drawings. If cancellation is approved, a processing fee of 20-100% will be assessed based on the status of the order.

Change Order Policy

Nucraft will make every attempt to honor any reasonable change request to product provided that the request is received prior to start of production. Change orders will be accepted only if the request is made in writing and received in time to make the change. Nucraft reserves the right to increase our acknowledged price and ship date if necessary to make the requested changes. Please submit any change order request to our Customer Service team. Nucraft will assess charges to the customer as stipulated in the following:

- Standard Orders: Change orders received prior to production will be charged \$400 net to cover administrative costs.
- Special Orders: Change orders received prior to production will be charged \$400 net to cover administrative costs. There may be additional costs associated with engineering labor required for the change order.
- Change orders received after production must be evaluated by Nucraft. If approved, the charge will be \$400 net plus any restocking charges accumulated. There may be additional costs associated with engineering and/or manufacturing labor, as well as material costs, required for the change order.



Repair Authorization

Prior written approval is required for repairs of merchandise charged to Nucraft. Failure to do so will result in customer funded repairs.

Payment Terms

Deposits are required at the time of order due to the custom nature of our products. See information regarding Cancellations above.

Credit terms are available to qualified customers. Please contact AR@Nucraft.com to start the application process. Note that the credit application process requires a valid sales tax exemption or resale tax certificate, Form W-9, and three current trade references.

Credit Card Payments are accepted via web portal. Please contact AR@Nucraft.com for payment instructions. Note that a 2% convenience fee will be added for using this payment method and no early pay discounts are allowed on credit card payments.

Warranty

Nucraft Furniture is warranted to be free from defects in materials and workmanship for a period of ten years of single shift use. Limitations include:

- Mechanical Devices such as latches, casters, and other moving components are warranted for five years of the date of original delivery.
- Height adjustable components are warranted for two years of the date of original delivery.
- The following are warranted for one year of the date of original delivery:
 - Textiles
 - Electrical Components
 - Refrigeration Units
 - Custom Products not described in Nucraft's Catalogue

This warranty is applicable only if furniture is properly installed and maintained in an office environment. This warranty extends only to products manufactured and sold in North America and only to original purchasers acquiring new Nucraft product through authorized dealers or approved sellers.

During this warranty period, Nucraft's sole obligation is to repair or replace, at Nucraft's discretion, products which prove to be defective during the warranty period.

This warranty does not cover:

- Damage caused by a carrier.
- Damage from user modification, misuse, abuse, accident, or negligence.
- Customer's Own Material (COM) specified by the customer that is not a standard product offering.
- Color, grain, or texture of wood and other covering material.

Nucraft extends no other warranties, expressed or implied, including warranty of merchantability or fitness for a particular purpose. Nucraft shall not be liable for loss of time, inconvenience, commercial loss, incidental or consequential damages.

Environmental Statement

Nucraft is committed to supporting responsible environmental policies and practices in all that we do. We strive for sustainability, weighing our business decisions against the costs to the ecological, social and economic systems they affect.

Our products are manufactured to meet the credit requirements of the U.S. Green Building Council's LEED rating systems in one or more of the following categories:

- Recycled Content
- Certified Wood
- Low-Emitting Materials

Computer Aided Planning

Nucraft products and pricing are available via CET and 2020 Cap, an AutoCAD®-based space planning tool.

2020 Cap is an integrated software system developed specifically for interior designers and facility planners to enhance workplace performance. This modern suite of applications works together seamlessly, in concert. Navigate catalogs, select products, design in plan view and 3D, assign options, create worksheets and build a project where you want, when you want. Take your pick. It's dynamic and interactive. Design projects are a work in progress. And now you can perform any of the many discrete tasks that go into a project any time, any place.

For additional information, you may contact 2020 Cap direct at 800-227-0038.

Product symbols (Revit, 2D and 3D) are available on the Nucraft website at www.nucraft.com/resources/product-symbols.

iSpec®

Nucraft offers a free online product configuration and specification service that saves you time and allows you to be creative while leaving the nuts and bolts to someone else. No specific software is required, nor is there any learning curve. This service applies to all Nucraft products. For additional information, call 1-877-NUCRAFT and ask for the iSpec Team or log on to www.nucraft.com/resources/ispec.



Surface Materials Palette

We crafted our materials palette using the same demanding standards that distinguish our furniture. Thoughtful design and attention to every detail elevate your possibilities.

Anchored by Nucraft veneers, unrivaled for clarity, quality, and depth of finish, our collection of surface materials comprises a sophisticated set of balanced elements that supports your design vision.

Some elements have their roots in Nucraft's rich heritage. Others are new materials and reflect current trends and taste. Together, they ensure that you're ready for today and positioned well for the future. Beautifully.

Custom Finishes

Nucraft specializes in expert custom finish matching. For a nominal upcharge we can provide custom finishes, and we are frequently asked to match the finishes of other furniture manufacturers. For finishes that appear unusual to match or for customers directly requesting a sample, a finish sample will be sent for approval prior to entering the order.

Custom finishes requiring colored varnishes to create a painted look can only be applied to Maple veneer and require one extra week in addition to the standard lead time. Nucraft's standard black finish (G82) can be applied to all Nucraft standard veneers. Walnut is the standard black veneer. Other species must be specified when ordering.

Clear coat on a special veneer requires an approved sample.

Custom finishes carry a 10% upcharge per item, per finish, capped at \$2,200 List.

Custom finish upcharges are not applied to any item that is not wood. Example: casters, ganging connectors, power options..

Treatments

Note: Default veneer sheen will vary per finish and product. Default finish is bolded on pages vi-vii. If no direction is provided on incoming orders, default sheen will be selected. In addition, default veneer cut is noted in the price list. If no direction is provided on incoming orders, default cut will be selected.

Gloss: Gloss is a durable finish that tends to nicely mask normal wear and leaves wood grain visible to the eye. It achieves a medium gloss open pore appearance (40 – 50 sheen range). Finish numbers preceded by the letter "G" indicate a Gloss finish.

Matte: Like Gloss, Matte is durable, tends to nicely mask normal wear and leaves wood grain visible to the eye. It achieves a low luster, open pore appearance (10 – 20 sheen range). Finish numbers preceded by the letter "M" indicate a Matte finish.

Since each veneer type responds differently to both types of treatment, all will have a distinctive look and feel when finished. For example, a Walnut veneer with a Gloss treatment will remain much more textured than a Cherry veneer with the same treatment.

About the Wood

All Nucraft veneers are carefully selected for uniformity of color and grain. Still, wood is a natural substance and minor variations may occur due to its own uniqueness. Because of this, the furniture you receive may not be an exact match to our samples.

Nucraft takes great pride in our finish color consistency. However, wood is a natural product that will have color variation within a single piece of furniture, as well as from one piece to the next. Other factors also affect color over time, such as exposure to light (both intensity and duration). For example, lighter finishes cause more variation in colors over time.

In cases where a returning customer wants a precise match with existing furniture, we recommend sending a sample of the existing furniture finish. Please contact Nucraft Customer Service to determine an appropriate sample. This will ensure a finish match between old and new orders. This type of order is considered a control sample. There will be a 10% upcharge on an order of this type. Due to natural aging of veneers, natural finishes may vary.

Care and Maintenance of Wood Finishes

Our finish material is a crystal clear, urethane acrylic blend. This type of finish may be repaired in the field by a qualified refinisher.

Nucraft recommends using a damp cloth to clean your fine wood furniture. Always wipe with the grain of the wood. Should your wood furniture require a more thorough cleaning, we recommend using a mild cleaner such as Joy dish soap or Murphy's oil soap, thoroughly diluted in water (one part soap to thirty parts water). Water will not damage Nucraft's finish, but it may leave surface spots when it dries. To avoid this, dry the surface with a soft cloth after it is cleaned. Marks that cannot be removed with the cleaning methods above may be able to be removed using naphtha, a mild degreasing solvent.

Caution: while the use of polishes that contain wax, petroleum solvents or silicones may immediately enhance the "shine" of a product, it may also eventually remove the fine original finish applied in our factory. Silicone on the surface of wood may also make it very difficult to respray or refinish.

All Nucraft furniture is inspected and polished before it leaves our factory. In some instances, the packing materials may imprint on the factory polish. Cleaning and polishing the furniture once it is unpacked will normally restore the furniture to its original beauty.

In some cases, the rubber support feet used on the bottom of common office equipment (teleconferencing phones, laptops, microphones, copiers, etc.) can create unsightly marks in the surface of wood tops, due to oxidation of the lacquer finish. We suggest these machines be placed on a protective type of padding, such as felt.

Wood will fade as a result of exposure to UV light. This is particularly prevalent with light finishes. If color changes due to fading are a concern for your application, the impact can be minimized by selecting medium to dark stains for your wood surfaces. Our top coat includes a UV inhibitor which makes the finishes less prone to fading.



Laminates

Selected Formica®, Nevamar®, and Wilsonart® laminates are available on Training Tables, Conference Tables, Conference Room Furniture and select Occasional Tables. For standard laminate and wood pricing, refer to individual item pricing columns. It is important to note that wood grain laminates are unable to be grain matched over multi-piece table top applications.

Non-Standard Laminates and Linoleums

To order a color other than those on our list (see pages vi-vii), refer to Nevamar or Formica standard grade, matte texture laminate offerings and Forbo Furniture Linoleums (excluding manufacturers' non-standard matte offering).

Nucraft can support other laminate and linoleum options beyond what can be found as standard options on pages vi-viii. For pricing, please send a request to quotes@nucraft.com.

Care and Maintenance of Laminate and Novawrap

Laminate and Novawrap surfaces may be cleaned with a damp cloth and ordinary soap or non-abrasive household liquid detergent. Dry the surface with a clean cloth or soft paper towel to prevent streaks from appearing.

Care and Maintenance of Metal

Metal surfaces can be wiped with a damp cloth and rubbed dry. A mild non-abrasive household liquid detergent can be used if necessary. Regular maintenance of metal components, including tightening of fasteners and light lubrication of moving parts, will extend the life of your furniture.

Satin Etched Glass

Glass color may vary slightly on multi-piece conference table tops over 180" x 60" when satin etched glass is specified due to the iron content and etching process of the glass.

Care and Maintenance of Glass

Clear or frosted glass may be cleaned with commercial glass cleaner. Be sure to use a lint-free cloth if cleaning the frosted side of the glass.

Stone and Solid Surface Material

Despite its reputation for durability, natural stone can easily be broken during handling and/or installation if proper techniques are not followed. In addition, Nucraft is not responsible for the installation of natural stone or solid surface materials on its products. Therefore, installers specifically trained in the installation of these materials must be utilized to ensure a quality installation. Nucraft shall not be liable for any damages incurred during the handling and/or installation of natural stone or solid surface materials on its products.

Care and Maintenance of Granite

Granite surfaces may be cleaned with a damp cloth and ordinary soap or non-abrasive household liquid detergent. Dry the surface with a clean cloth or soft paper towel to prevent streaks from appearing.

Care and Maintenance of Leather

Genuine leather requires very little care. Nucraft recommends that leather be dusted regularly. If a more thorough cleaning is needed, use lukewarm water and a mild, non-abrasive soap. Generate some lather and lightly rub the surface with cheesecloth. Rinse off any soap film with clean water and towel dry. The leather may dry dull. To restore the leather to a normal gloss, rub it with a clean towel. Never use furniture polish, oil, varnish or ammonia. Saddle soap may be used to prevent the leather from becoming brittle or cracked and to maintain the original supple finish.

Touch Up Finish Kits

Model #	Description	Price
KIT-M	Metal Kit	85
KIT-P	Paint Kit	85
KIT-S	Stain Kit	85

REQUIRED INFORMATION:

(ORDER CANNOT BE ENTERED WITHOUT THIS INFORMATION)

- Kit model number
- Quantity of kits
- Specify finish (See pages vi-vii)

General Information:

- Touch-up kits must be ordered on a purchase order separate from Nucraft product due to Hazmat shipping

Retrofit & Replacements

If needing a partial placement or retrofit solution, please reach out to our quote team. Grain/color matched in a set.



VENEER

STANDARD

Default veneer sheen will vary per finish and were determined by a team of experts who reviewed the colorways to determine if gloss or matte best highlighted the natural characteristics of the species of wood and the color of the stain. Default finish is bolded. If no direction is provided, default sheen will be selected.

	Matte	Gloss
Rift Cut Oak		
Carbon	M03	G03

Flat Cut Oak

	Matte	Gloss
Artisan	M68	G68
Coco	M67	G67
Dove	M66	G66
Dune	M05	G05
Midnight	M69	G69
Portobello	M7413	G7413
Winter	M70	G70

Flaky Oak

	Matte	Gloss
Sahara	M61	G61

Cherry

	Matte	Gloss
Auburn	M93	G93
Cognac	M21	G21

Walnut

	Matte	Gloss
Marron	M35	G35
Mocha	M33	G33
Onyx	M82	G82
Otter	M31	G31
Zinc	M30	G30

Maple

	Matte	Gloss
Natural Maple	M60	G60

Linea

	Matte	Gloss
Euro Birch Linea	M09	G09
Oak Linea	M08	G08
Silver Birch Linea	M10	G10
Walnut Linea	M27	G27

Paldo

	Matte	Gloss
Canyon	M77	G77
Paldo	M76	G76
Thicket	M75	G75

LAMINATE

Coordinating wood finish and edgeband options listed below.

		Solid Edge Band
Solid Laminates		
Formica Brite White	459-58	R01
Formica Dover White	7197-58	R01
Formica Folkstone	927-58	R03
Formica Graphite	837-58	R05
Formica Graystone	464-58	R02
Formica Pearl	934-58	R02

Patterned Laminates

Nevamar Calm Distinction	VA6001T	R05
Nevamar Cool Chic	VA7002T	R02
Nevamar Easy Elegance	VA5002T	R05
Nevamar Serene Stardom	VA5001T	R05
Wilsonart Sheer Mesh	4876-38	R02
Wilsonart Grey Mesh	4877-38	R02
Wilsonart Pewter Mesh	4878-38	R05

		Wood Finish	Woodgrain EdgeBand
Wood Grain Laminates			
Formica Aged Ash	8844-58	M8844	R8844
Formica Blackened Legno	8848-58	M8848	R8848
Formica Bleached Legno	8845-58	M8845	R8845
Formica Chestnut Woodline	5884-58	M5884	R5884
Formica Espresso Pear	5489-58	M5489	R5489
Formica Natural Ash	8843-58	M8843	R8843
Formica Oiled Legno	8846-58	M8846	R8846
Formica Pecan Woodline	5883-58	M5883	R5883
Formica Planked Coffee Oak	7413-58	M7413	F7413
Formica Sand Maple	9237-58	G60	W7909
Formica Smoky Brown Pear	5488-58	M5488	R5488
Formica Thermo Walnut	6402-58	M6402	R6402
Formica Urban Planked Oak	9312-58	M9312	R9312
Formica Weathered Ash	8842-58	M8842	R8842
Formica White Ash	8841-58	M8841	R8841

GLASS

	Satin	Gloss
Satin or Gloss Glass		
Black	BS	-
Clove	VS	VG
Meringue	MS	MG
Moonlight	MLS	MLG
Storm	STS	STG
Quill	QS	QG
White	WS	WG



STONE

Stone orders may affect lead times. Standard Cambria finish is polished. For alternative finish options, please contact Nucraft Customer Service.

Stone	Subtop Paint	
Absolute Black Honed Granite	ST01	S8007
Carrara Marble	ST16	S8004

Quartz | Cambria® Signature

Ainsley	STC100	S8004
Armitage	STC101	S44
Avalene	STC192	S8004
Bellingham	STC102	S8004
Berkeley	STC103	S8004
Berwyn	STC104	S8004
Blackbrook	STC105	S44
Bradshaw	STC106	S8004
Bradwell	STC107	S8004
Cambria Black	STC109	S44
Carrick	STC110	S44
Charlestown	STC207	S44
Charston	STC208	S44
Clifton	STC112	S8004
Colton	STC113	S8004
Copeland	STC200	S8004
Crowndale	STC114	S8004
Devon	STC115	S44
Dovestone	STC209	S8004
Fairbourne	STC116	S8004
Fieldstone	STC117	S44
Hadley	STC201	S44
Halewood	STC119	S8004
Hermitage	STC120	S8004
Kendal	STC122	S8004
Laneshaw	STC124	S44
MacBeth	STC202	S8004
Malvern	STC125	S8004
Montgomery	STC128	S8004
New Quay	STC130	S8004
Pendle Hill	STC131	S8004
Praa Sands	STC132	S8004
Ridgegate	STC203	S8004
Rose Bay	STC133	S8004
Sandgate	STC135	S8004
Seacourt	STC204	S8004
Smithfield	STC136	S8004
Sutherland	STC138	S8004
Swanbridge	STC139	S8004
Torquay	STC140	S8004
Trafalgar	STC205	S8004
Travella	STC141	S8004
Weybourne	STC143	S8004
Whitendale	STC206	S8004
Whitney	STC144	S8004
Woodcroft	STC146	S44

Quartz | Cambria® Luxury

Abbey	STC147	S8004
Annicca	STC148	S8004
Beckington	STC150	S8004
Bentley	STC151	S8004
Brighton	STC212	S8004
Brittanica	STC153	S8004
Brittanica Gold Cool	STC154	S8004
Brittanica Gold Warm	STC155	S8004
Brittanica Warm	STC156	S8004
Claremont	STC215	S8004
Clovelly	STC158	S8004
Delamere	STC159	S44
Delgatie	STC160	S8004
Ella	STC161	S8004
Everleigh	STC162	S8004
Everleigh Warm	STC191	S8004
Gladstone	STC163	S8004
Golden Dragon	STC164	S44
Hailey	STC165	S8004
Harlow	STC166	S8004
Hemsworth	STC167	S8004
Huntley	STC168	S8004
Inverness Blakeley	STC190	S8004
Inverness Bristol Bay	STC169	S8004
Inverness Bronze	STC170	S8004
Inverness Cobalt	STC171	S8004
Inverness Everleigh	STC172	S8004
Inverness Frost	STC196	S8004
Inverness Gold	STC197	S8004
Inverness Platinum	STC173	S8004
Inverness Swansea	STC174	S8004
Ironsbridge	STC175	S8004
Iverness Frost	STC176	S8004
Iverness Gold	STC177	S8004
Kenwood	STC216	S8004
Lakedale	STC179	S8004
Mayfair	STC181	S8004
Mersey	STC182	S44
Notting Hill	STC183	S8004
Oakleigh	STC184	S8004
Portrush	STC185	S8004
Queen Anne	STC186	S8006
Skara Brae	STC187	S8004
Southport	STC188	S8004
White Cliff	STC189	S8004



Quartz | Cambria® Coordinates

Big Sur Mist	STC221	S8004
Black Rock	STC223	S44
Foggy City	STC220	S8004
Mammoth Cave	STC222	S44
Minnesota Snow	STC219	S8004
Salt Lake	STC218	S8004
St. Isley	STC213	S8004
Traymore Bay	STC214	S8004

Quartz | Wilsonart

Carrara Codena	ST21	S8004
Serene	ST17	S8004

SOLID SURFACE

Available on round tables only.

Wilsonart Designer White	ST11
--------------------------	------

FENIX

Coordinating edge band option listed below.

		Edge Band
Fenix		
Bianco Kos	J0032	J0032
Castoro Ottawa	J0717	J0717
Grigio Bromo	J0724	J0724
Grigio Efeso	J0725	J0725
Grigio Londra	J0718	J0718
Nero Ingo	J0720	J0720

METAL

Powder Coat

Aged Bronze	A8010
Black	A44
Burnished	A8009
Cloud	A8004
Foil	A8006
Galaxy	A8007
Moonlight	A87
Satin Bronze	A8011
Shadow	A8005
Storm	A8012

Metal

Antique Brass Anodized*	(upcharge applies)	ABA
Clear Anodized*		CA
Extra Light Bronze Anodized*	(upcharge applies)	LBA
Goldmatt Anodized*	(upcharge applies)	GMA
High Polish Finish*	(upcharge applies)	HPF
Polished Chrome	(upcharge applies)	PC

*Not available on T-Base, Hoop Base or Low Profile Perimeter Power.

PAINT

Paint to Match Powder Coat

Aged Bronze	S8010
Black	S44
Burnished	S88
Cloud	S8004
Foil	S8006
Galaxy	S8007
Moonlight	S87
Nero Ingo	S0720
Satin Bronze	S8011
Shadow	S8005
Storm	S8012

Paint to Match Fenix

Bianco Kos	S0032
Castoro Ottawa	S0717
Grigio Bromo	S0724
Grigio Efeso	S0725
Grigio Londra	S0718
Nero Ingo	S0720

Paint to Match

To request a custom paint color, contact Nucraft Customer Service.

A paint sample must be matched and approved prior to order.

EDGE BAND

Ashen	R04
Parchment	R02
Shale	R05
Stone	R03
Whitecap	R01

ACRYLIC

Bronze Mirrored	(upcharge applies)	ABM
Gold Acrylic Mirror	(upcharge applies)	AGM

*Available on Tapered Bases only.

UPHOLSTERY FABRIC



Applies to Upholstery Base option.

Nucraft is pleased to partner with KnollTextiles, Kvadrat, Spinneybeck, and UltraFabrics to offer a concise selection of standard upholstery fabrics pre-approved for use on our products, with prices that are figured into our graded-in system. We've carefully curated a selection of each of the textile's color lines to coordinate with our materials offering. However, all colorways are approved and available as standard. Please contact fabric manufacturer for sampling support.

Knoll Hourglass | K1523 | Grade B

Aegean	18
Alley	27
Bark	21
Beeswax	6
Bluebird	13
Flax	5
Gull	2
Misty	24
Sandbar	3
Sizzle	9
Spring	16
Tart	11

UltraFabrics Brisa Original | 533 | Grade C

Abyss	9378
Apple Green	4448
Ash	5802
Aztec	3823
Bark	3914
Beet Root	1361
Birch	3019
Black Onyx	5749
Blue Sea	2621
Bone	3822
Cabernet	9400
Cambridge Blue	2645
Canyon	3825
Caramel	3591
Celery	4510
Cinnabar	8245
Clear Quartz	6528
Coffee Bean	3023
Cream	3863
Desert Clay	3864
Esmeralda	4302
Evening Blue	2620
Ginger	3051
Harbor Mist	2793
Hazy	5360
Honeydew	4345

Ice Pink	6596
Iceberg	3272
Indigo	2683
Koi	8202
Lambs Ear	4361
Mineral	2697
Moon	3277
Mystic Beige	3775
New Sand	3946
Night Navy	2694
Olive	4488
Peat	3200
Pompeian Red	1383
Putty	3915
Quicksilver	5820
Rising Tide	2794
Rose Red	1344
Sage	4487
Salsa	1373
Seaweed	4303
Shiitake	3022
Skyway	2696
Sterling Blue	2698
Truffle	3913
White	5747
Wishbone	3276
Wrought Iron	5703
Yukon Gold	8269

Knoll Hopsack | K1206 | Grade C

Admiral	11
Black	16
Buff	1
Lime	4
Magenta	9
Putty	13
Red	10
Stucco	2

Knoll Felt | K1207 | Grade D

Apple	3
Cadet	11
Canary	5
Ivory	1
Mocha	15
Pewter	17
Poppy	7
Tar	20



Kvadrat Remix 3 | 2968 | Grade C

For the most up-to-date fabric list, please visit kvadrat.dk/en.

0113	0346	0653	0866
0123	0356	0662	0873
0126	0362	0672	0906
0133	0373	0682	0912
0136	0383	0686	0923
0143	0393	0692	0933
0152	0406	0716	0942
0163	0412	0722	0954
0173	0422	0733	0962
0183	0433	0743	0973
0196	0443	0753	0982
0223	0452	0762	0996
0233	0516	0773	
0242	0536	0783	
0252	0543	0796	
0266	0566	0816	
0276	0606	0823	
0286	0612	0836	
0296	0632	0842	
0326	0643	0852	

Kvadrat Re-wool 2 | 7833 | Grade D

For the most up-to-date fabric list, please visit kvadrat.dk/en.

0108	0377	0657	0868
0128	0397	0687	0967
0147	0447	0718	0977
0158	0558	0767	0987
0198	0568	0787	
0218	0577	0797	
0347	0648	0858	

LEATHER

Spinneybeck Vincenza | VZ | Grade E

Appia Antica	2120
Black	BLCK
Castello di Bellaguardia	2112
Cinque Terre	2122
Costozza	2116
Peralolo	2115
Ponte Furo	2102
Nocciola	2117
Salvi	2101
Scamozzi	2114
Villabazana	2108

Spinneybeck Volo | VO | Grade F

Black	BLCK
Casablanca	975
Dromedary	977
Lichen	902
Mauve Beige	954
Oatmeal	957
Parchment	960
Petroglyph	962
Rust	905
Talc	939
Tuscany	963



Maharam Bask | 700009 | Grade G

Anjou	027
Apollo	001
Ardent	034
Baroque	012
Bisque	029
Blaze	035
Bluestone	024
Boysenberry	019
Cast	002
Cobble	006
Dew	025
Dulcet	032
Echo	022
Embark	031
Everett	026
Froth	009
Ginkgo	028
Knight	003
Manta	018
Marlin	020
Mica	011
Modern	013
Morello	015
Nebula	004
Portobello	010
Pumice	008
Riviera	021
Root	014
Saunter	030
Sketch	017
Sorrel	016
Sunstone	033
Swell	023
Thimble	005
Tundra	007

GRADED-IN FABRIC PROGRAM

Top quality upholstery and fabrics have been graded into the price lists. We work with various distributors and now offer a larger selection of fabrics. For fabric grades and availability, check our website at www.nucraft.com.

NET PRICE PER YARD	NUCRAFT GRADE
\$0 - \$30.00	A
\$30.01 - \$45.00	B
\$45.01 - \$60.00	C
\$60.01 - \$75.00	D
\$75.01 - \$90.00	E
\$90.01 - \$105.00	F
\$105.01 - \$120.00	G
\$120.01 - \$135.00	H

\$135.00 and above: Contact NuCraft Customer Service



For COM orders, please include the following:

- Name of customer
- Customer's purchase order number
- Model number and quantity of piece(s) to be covered
- Specify right-way or railroad application (railroad is the default if no selection is made)
- If fabric is a stripe or pattern, specify vertical or horizontal application
- Supplier's name, material number, and description

YARDAGE ESTIMATING

All yardages in the price list are based on 54" wide plain (no match) fabric.

The following is a guide for fabrics that are less than 54" wide or have a pattern match.

Fabric Less than 54" Wide

For 50" wide fabrics, allow 10% additional fabric.
For 48" wide fabrics, allow 15% additional fabric.
For 45" wide fabrics, allow 20% additional fabric.
For 36" wide fabrics, allow 50% additional fabric.

For Pattern Match Fabrics

For 3" to 14" repeat, allow 15% additional fabric.
For 15" to 19" repeat, allow 20% additional fabric.
For 20" to 27" repeat, allow 25% additional fabric.
For 28" to 36" repeat, allow 30% additional fabric.

Nucraft may add a charge for sewing, cutting and matching unusual COM or COL materials to cover additional costs. Call customer service for pricing.

It is the sole responsibility of the customer to determine that the fabric is appropriate for the application in which it will be used.

Once COM/COL is accepted, Nucraft assumes no responsibility for its overall appearance, flammability, normal durability, color fastness, or any other quality after upholstered on a Nucraft product beyond our normal quality standards.

The fabric should be sent to the following address:

Nucraft Furniture Company
5151 West River Drive
Comstock Park, MI 49321
Attn: Order Processing

FIRE RESISTANCE

Nucraft will only work with textiles that meet the ACT Voluntary Performance Guidelines:

- Nucraft fabric tack panels incorporate fabrics that meet the ASTM E 84 standard US flammability test for wrapped panels.
- Nucraft upholstery fabrics for benches and cushions must meet one or more of the following flammability tests; NFPA 260, NFPA 701, or CAL 117.
- All COM fabrics must meet the required flammability standards per fabric application.
- Nucraft reserves the right to decline any fabrics that do not meet ACT standard flammability requirements.