

FLOW™

Planning Guide + Price List

QUICK LINKS

[PLANNING GUIDE](#)

[FLOW XT PRICING](#)

[FLOW PRICING](#)

[POWER AND DATA OPTIONS](#)

[GENERAL INFORMATION](#)

[FINISH INFORMATION](#)

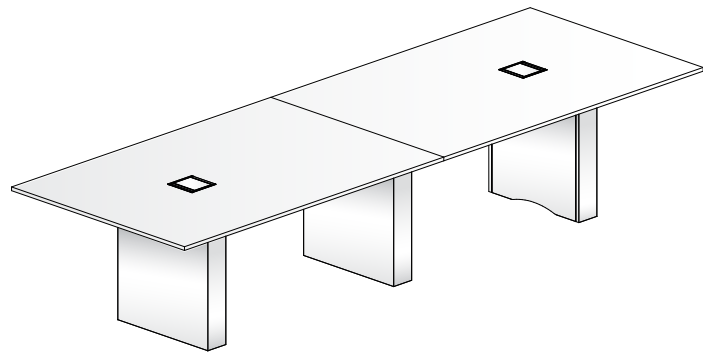
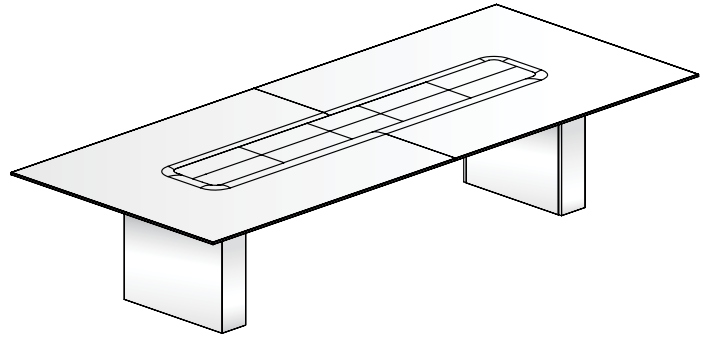
[SURFACE MATERIALS](#)



TABLE OF CONTENTS

Click the shortcuts below to jump to each section.

| | |
|--|---------|
| General Information | ii-iii |
| Finish Information | iv-v |
| Surface Materials | vi-viii |
| Statement of Line | 3-4 |
| Specification Overview | 5 |
| Planning Guide | 6-63 |
| Flow XT Tops and Bases | 64-69 |
| Flow XT Power and Data Options | 70 |
| Flow Tops and Bases | 71-203 |
| Round Top Tables | 71-80 |
| Café Height Tables | 81 |
| Veneer Top with Hardwood Edge | 82-95 |
| Fenix Top with Square Edge | 96-109 |
| Fenix Top with Reverse Flow Edge | 110-123 |
| Inset Laminate Top with Hardwood Edge | 123-137 |
| Laminate Top with Square Edge | 138-151 |
| Laminate Top with Reverse Flow Edge | 152-165 |
| Glass Top | 166-179 |
| Stone/Quartz Top with Square Edge | 180-191 |
| Stone/Quartz Top with Full Bullnose Edge | 192-203 |
| Power and Data Options | 204-214 |

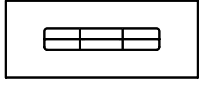




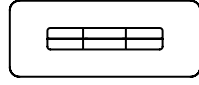
STATEMENT OF LINE

FLOW XT CONFERENCE TABLES

Pages 64-69



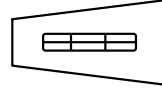
Rectangle



Radius Rectangle



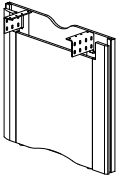
Boat



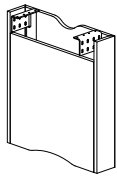
Sight Line

FLOW XT BASES

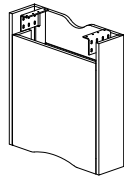
Pages 64-69



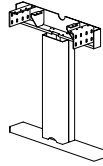
Panel Base



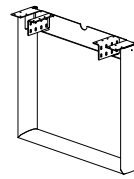
Rectangle Base



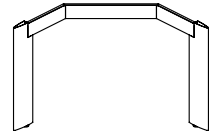
Expandable Rectangle Base



T-Base



Hoop Base



Four Post Base




STATEMENT OF LINE

CONFERENCE TABLES


Pages 71-203



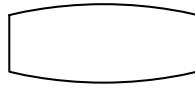
Round



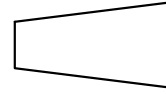
Rectangle



Radius Rectangle



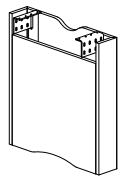
Boat



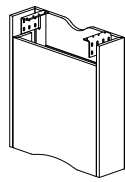
Sight Line

RECTANGLE, BOAT AND SIGHT LINE BASES

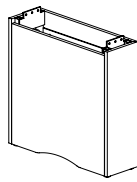
Pages 82-203



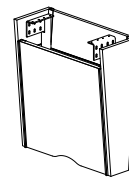
Rectangle Base



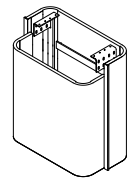
Expandable Rectangle Base



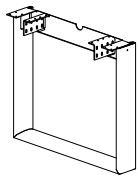
Column Base



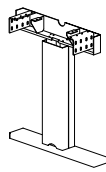
Tapered Base



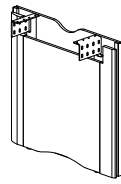
Rounded Rectangle Base



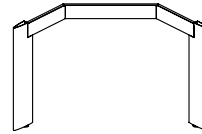
Hoop Base



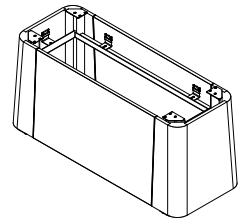
T-Base



Panel Base



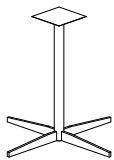
Four Post Base



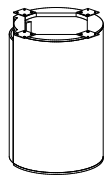
Island Base

ROUND BASES

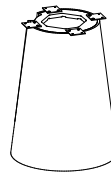
Page 71-80



Metal X-Base



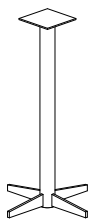
Cylinder Base



Cone Base

CAFÉ HEIGHT BASE

Page 81



Café Height Base



SPECIFICATION OVERVIEW

FLOW XT CONFERENCE TABLES (WITH POWER ISLAND)

1. Select the Top Surface and Power Island Door Material

Flow XT table tops are available in Standard Veneer. The Power Island doors are available in metal.

2. Select the Top Size and Shape

Flow XT conference tables are available in four shapes: Rectangle, Radius Rectangle, Boat and Sight Line. Sizes range from 96" to 240"-long.

3. Select Base Style and Finish

Flow XT conference tables are available with the following base options: Panel, Four Post, Rectangle, Expandable Rectangle, Column, T-Base and Hoop Base. All Flow bases except the T-Base, and Hoop Base are available in veneer or paint finishes.

4. Select Storage Module (if desired)

FLOW CONFERENCE TABLES (WITHOUT POWER ISLAND)

1. Select the Top Surface Material

Choose between standard veneer, Fenix®, inset laminate with hardwood edge, laminate with square or reverse Flow edge, glass, or stone/quartz with square or full bullnose edge. Solid surface is available on round tables only.

2. Select the Top Size and Shape

Flow conference tables are available in five shapes: Round, Rectangle, Radius Rectangle, Boat and Sight Line. Sizes range from 36" round to 240"-long. All shapes except Round are available with either two or three bases depending on top size (some stone/quartz top tables have four bases).

3. Select Base Style and Finish

Flow conference tables are available with the following base options: Rectangle, Expandable Rectangle, Column, Tapered, Rounded Rectangle, T-Base, Hoop, Panel, Four Post, and Island. Round tables are available with a Metal X-Base, Cone or Cylinder Base. All Flow bases except the T-Base, Hoop, and Metal X-Base are available in veneer or paint finishes. Tapered and Rounded Rectangle base are offered with mixed materials.

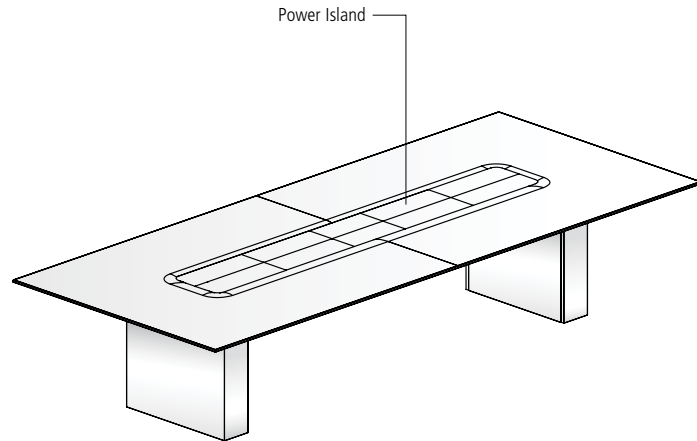
4. Select Power Option (if desired)

Table top power and data options include Power Matrix, Tech Node, Power Spec, USB Spec and Grommets. Under surface power options include Low Profile Perimeter Power, Power Rails (not available on Round tables, Stone/Quartz Top tables, or tables with Four Post base), as well as Charging Trac.

DETAIL OVERVIEW

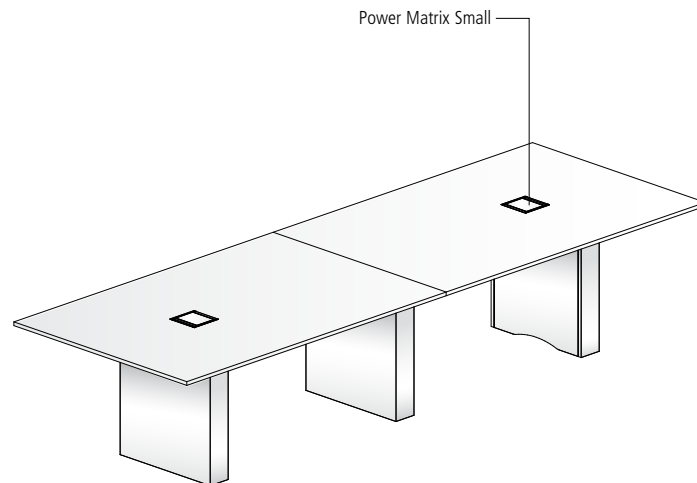
FLOW XT CONFERENCE TABLES (SHOWN WITH EXPANDABLE RECTANGLE BASE)

At the heart of the Flow XT conference tables is the Power Island, an innovative and scalable system that acknowledges the inherent dichotomy between the rate of change in technology and the typical lifespan of quality office furniture, reconciling that difference with ease. Modular componentry allows the table to respond to changes in technology requirements over the life of the table with ease. Flow XT conference tables are available with veneer tops only. Power Island is only available on Flow XT conference tables.



FLOW CONFERENCE TABLES

Available with veneer, Fenix, laminate, glass, or stone/quartz tops, Flow conference tables offer the ultimate in material and aesthetic choices. Flow round tables are also available with solid surface tops. A broad range of power & data connectivity options provide scalability for technology accommodation.






RECOMMENDED SEATING CAPACITY

RECTANGLE AND RADIUS RECTANGLE TABLES

Note: Seating capacity is based on 27" per person. Tables 54" and wider seat two people per end.



| LENGTH | RECTANGLE AND RADIUS RECTANGLE | | | | | | |
|--------|--------------------------------|-----|-----|-----|-----|-----|-----|
| | 36" | 42" | 48" | 54" | 60" | 66" | 72" |
| 72 | 6 | 6 | - | - | - | - | - |
| 78 | - | 6 | - | - | - | - | - |
| 84 | - | 8 | 8 | - | - | - | - |
| 90 | - | 8 | 8 | - | - | - | - |
| 96 | - | 8 | 8 | - | - | - | - |
| 102 | - | 8 | 8 | - | - | - | - |
| 108 | - | 10 | 10 | 12 | - | - | - |
| 114 | - | 10 | 10 | 12 | - | - | - |
| 120 | - | 10 | 10 | 12 | - | - | - |
| 132 | - | - | 10 | 12 | - | - | - |
| 144 | - | - | 12 | 14 | 14 | - | - |
| 156 | - | - | 14 | 14 | 14 | - | - |
| 168 | - | - | - | 16 | 16 | - | - |
| 180 | - | - | - | 16 | 16 | - | - |
| 192 | - | - | - | 18 | 18 | 18 | 18 |
| 204 | - | - | - | 18 | 18 | 18 | 18 |
| 216 | - | - | - | 20 | 20 | 20 | 20 |
| 228 | - | - | - | 20 | 20 | 20 | 20 |
| 240 | - | - | - | 20 | 20 | 20 | 20 |

BOAT TABLES

Note: Seating capacity is based on 27" per person. Tables 54" and wider seat two people per end.



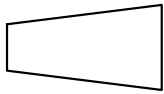
| LENGTH | BOAT | | | | | | |
|--------|---------|---------|---------|---------|---------|---------|---------|
| | 32"/40" | 32"/44" | 36"/48" | 36"/50" | 36"/54" | 42"/60" | 54"/72" |
| 72 | 6 | - | - | - | - | - | - |
| 78 | 6 | - | - | - | - | - | - |
| 84 | - | 8 | - | - | - | - | - |
| 90 | - | 8 | - | - | - | - | - |
| 96 | - | - | 8 | - | - | - | - |
| 102 | - | - | 8 | - | - | - | - |
| 108 | - | - | 10 | - | - | - | - |
| 114 | - | - | - | 10 | - | - | - |
| 120 | - | - | - | 10 | - | - | - |
| 132 | - | - | - | - | 10 | - | - |
| 144 | - | - | - | - | 12 | - | - |
| 156 | - | - | - | - | 12 | - | - |
| 168 | - | - | - | - | - | 14 | - |
| 180 | - | - | - | - | - | 14 | - |
| 192 | - | - | - | - | - | - | 18 |
| 204 | - | - | - | - | - | - | 18 |
| 216 | - | - | - | - | - | - | 20 |
| 228 | - | - | - | - | - | - | 20 |
| 240 | - | - | - | - | - | - | 20 |



RECOMMENDED SEATING CAPACITY

SIGHT LINE TABLES

Note: Seating capacity is based on 27" per person. Tables 54" and wider seat two people per end.



| SIGHT LINE LENGTH | WIDTH | | | | | | | | | |
|----------------------|---------|---------|---------|---------|---------|---------|--------|---------|---------|---------|
| | 36"/54" | 36"/56" | 36"/58" | 36"/60" | 36"/66" | 36"/68" | 36"70" | 36"/72" | 36"/76" | 36"/78" |
| 72 | 7 | - | - | - | - | - | - | - | - | - |
| 78 | - | 7 | - | - | - | - | - | - | - | - |
| 84 | - | - | 9 | - | - | - | - | - | - | - |
| 90 | - | - | - | 9 | - | - | - | - | - | - |
| 96 | - | - | - | 9 | - | - | - | - | - | - |
| 102 | - | - | - | 9 | - | - | - | - | - | - |
| 108 | - | - | - | 11 | - | - | - | - | - | - |
| 114 | - | - | - | 11 | - | - | - | - | - | - |
| 120 | - | - | - | - | 11 | - | - | - | - | - |
| 132 | - | - | - | - | - | 11 | - | - | - | - |
| 144 | - | - | - | - | - | - | 13 | - | - | - |
| 156 | - | - | - | - | - | - | - | 13 | - | - |
| 168 | - | - | - | - | - | - | - | - | 15 | - |
| 180 | - | - | - | - | - | - | - | - | - | 15 |
| 192 | - | - | - | - | - | - | - | - | - | 17 |
| 204 | - | - | - | - | - | - | - | - | - | 17 |
| 216 | - | - | - | - | - | - | - | - | - | 19 |
| 228 | - | - | - | - | - | - | - | - | - | 19 |
| 240 | - | - | - | - | - | - | - | - | - | 19 |



EDGE PROFILES AND BASE MATERIAL OPTIONS

Flow is available in a variety of top and base materials and finishes. See appendix pages vi-vii for further details on finishes.

TOP MATERIALS

Please Note: Flow XT tables only available with Veneer Top with Hardwood edge.

Veneer / Plank Veneer Top with Hardwood Edge



Fenix / Laminate Top with Square Edge



Fenix / Laminate Top with Reverse Flow Edge



Inset Laminate Top with Hardwood Edge




Glass Top



Solid Surface Top (Round Tops only)



Stone Top with Square Edge



Stone Top with Full Bullnose Edge



BASE MATERIAL AVAILABILITY BY BASE TYPE

| | VENEER | PAINTED | LAMINATE | FENIX | POWDER COAT OR METAL | MIXED MATERIAL OPTIONS | | |
|-----------------------------|--------|---------|----------|-------|----------------------|------------------------|---------|-------|
| | | | | | | UPHOLSTERED | ACRYLIC | PAINT |
| ROUND MEETING TABLES | | | | | | | | |
| Cone | X | X | | | | | | |
| Cylinder | X | X | | | | | | |
| Metal X | | | | | X | | | |
| Café Height | | | | | X | | | |
| CONFERENCE TABLES | | | | | | | | |
| Panel | X | X | | | | | | |
| Rectangle | X | X | | | | | | |
| Expandable Rectangle | X | X | | | | | | |
| Column | X | X | | | | | | |
| Island | X | X | | | | | | |
| Rounded Rectangle | X | X | X | | | X | | X |
| Tapered Base | X | X | X | X | | X | X | X |
| Veneer Hoop | X | | | | | | | |
| Metal Hoop | | | | | X | | | |
| Four Post | | | | | X | | | |
| Metal T | | | | | X | | | |

Please Note:

- Veneer bases not available on laminate top tables with a square or reverse Flow edge
- Rounded rectangle and tapered bases include a standard metal trim
- Center bases on four-post tables are offered in veneer or paint

MIXED MATERIAL BASE OPTIONS

Flow round rectangle and tapered bases are offered with a variety of base material options to provide a warm, mixed material aesthetic.

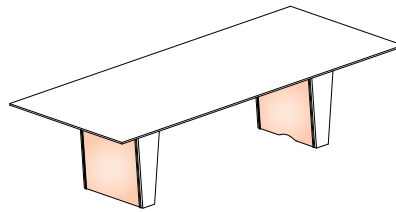
UPHOLSTERED

The upholstery option is available on both tapered and rounded rectangle bases. It must be specified when ordering the table.

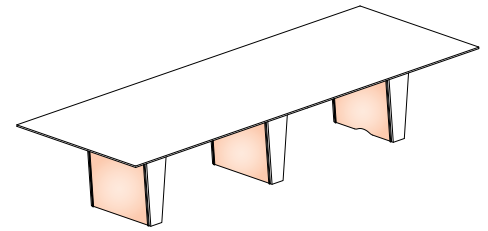
- Tapered Base
 - Upholstery is applied on both end and inner panels, as well as on the center base if one is required for the table size specified
- Rounded Rectangle Base
 - Upholstery is applied on the outer shell panel of the base
 - Upholstery is not applied on a center base, if required for the table size specified

Upholstery options include:

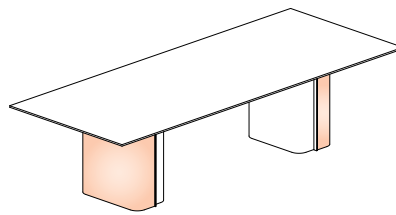
- Leather
- Vegan Leather (Brisa)
- Fabric



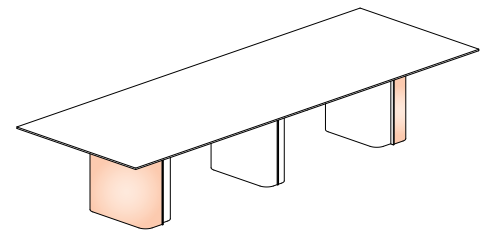
Upholstered option on Tapered Base



Upholstered option on Tapered with Center Base



Upholstered option on Rounded Rectangle Base



Upholstered option on Rounded Rectangle with Center Base

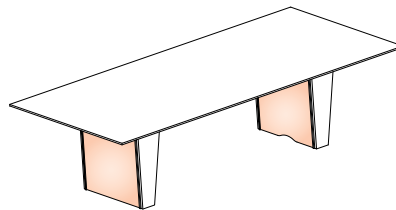
ACRYLIC

The acrylic option is available on tapered bases only and must be specified when ordering the table.

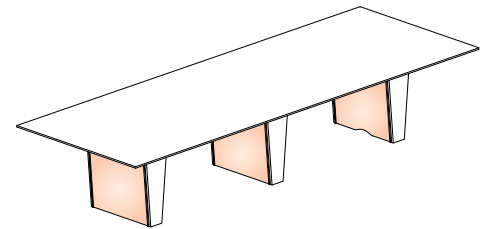
- Tapered Base
 - Acrylic is applied on both end and inner panels, as well as on the center base if one is required for the table size specified

Acrylic finish options include:

- Bronze Mirrored Acrylic
- Gold Acrylic Mirror



Acrylic option on Tapered Base



Acrylic option on Tapered with Center Base

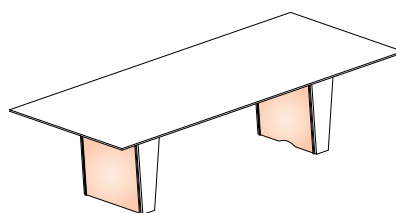
PAINT

The paint option is available on tapered or rounded rectangle bases specified in veneer, laminate or Fenix (tapered base only). It must be specified when ordering the table.


- Tapered Base
 - Paint is applied on both end and inner panels, as well as on the center base if one is required for the table size specified
- Rounded Rectangle Base
 - Paint is applied on the inner shell panel of the base
 - The center base, if required, will be painted on both the outer and inner shells

Paint options include:

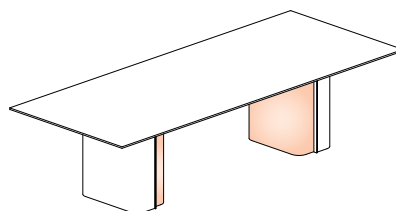
- See appendix page viii for complete list



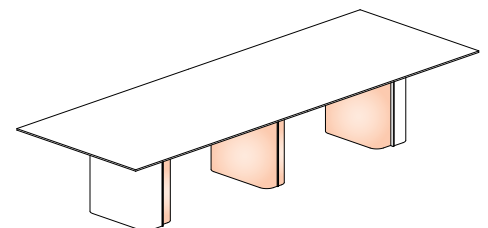
Paint option on Tapered Base



Paint option on Tapered with Center Base



Paint option on Rounded Rectangle Base



Paint option on Rounded Rectangle with Center Base



TABLE TOP POWER OPTION: POWER ISLAND

COMPOUND CURVE WIRE CHASE

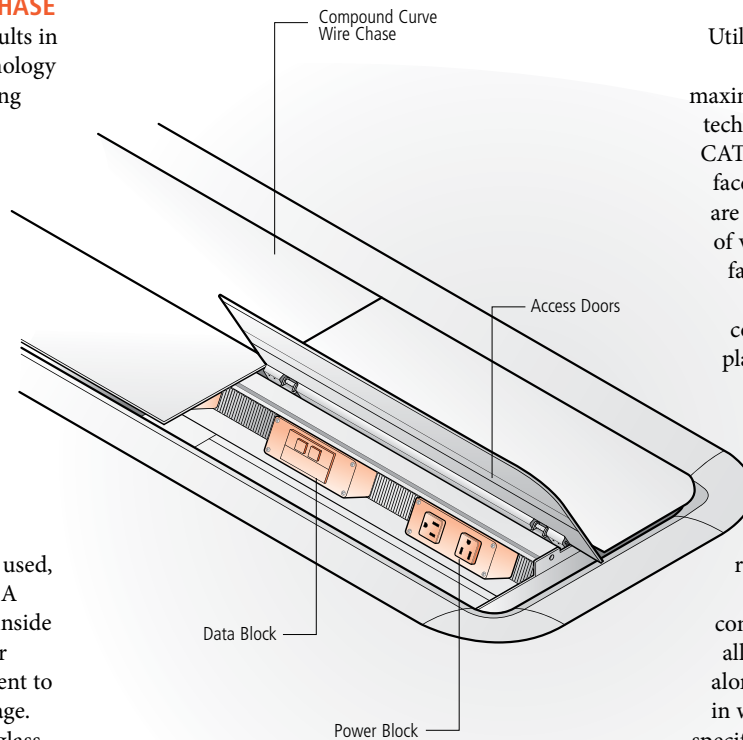
Compound curve veneering results in a soft, gentle flow into the technology docking zone beneath the floating Power Island.

ACCESS DOORS

Low-profile access doors are flush with the surrounding table top. Access doors are available in metal.

STORAGE MODULE (NOT SHOWN)

Provides both a shelf for teleconference phones as well as a 4"-deep storage box to hide technology when it is not being used, hidden below the hinged shelf. A duplex receptacle in one of the inside walls provides convenient power connections and allows equipment to remain connected while in storage. Doors are available in metal or glass. Storage Modules can be specified in the center of the table, at both ends or all three locations, depending on the size of the table. The dimensions of the storage module opening are 12-1/4" wide x 12-3/4" long. The interior dimensions of the center storage module are 15" wide x 14-1/4" long x 4" deep and the end storage module are 15" wide x 13-3/4" long x 4" deep.



DATA BLOCK

Utilizing Modular AV Inserts/Plates, these modular components offer maximum flexibility to adapt to future technology needs. Standard with two CAT6 data connectors and one blank faceplate for future use, Data Blocks are also available with a broad range of video, audio and data connection faceplate options and can easily be changed as the technology of the conference room changes. Held in place with two thumb screws, Data Blocks are easy to add, remove or relocate as needed.

POWER BLOCK

Standard with two simplex receptacles, Power Blocks provide convenient table top power connectivity. Their modular design allows them to be placed anywhere along the length of the Power Island in whatever quantities are needed (a specific quantity is included with each standard table length when the Power Island is specified). They are held in place with two thumb screws making them easy to add, remove or relocate as needed. Power Blocks are also available in hard-wired configurations. Power Blocks simply plug into a two-circuit electrical system that runs along the length of the table, just below the Power Island spine.

POWER PLANNING

Flow XT Two-Circuit Electrical System

- 4-wire, 20-amp, 2-circuit modular electrical system.
- All tables are pre-wired.
- Power Island defaults to hardwire infeed option. Plug-in infeed option may also be specified. A licensed electrician is required to complete hardwire connections to building's power source. Hardwire and plug-in infeed options are 42" long.
- Neutral (white) wires are 10 gauge, hot and ground wires are 12 gauge.
- All electrical components satisfy National Electrical Code (NEC) requirements and are UL listed.

Electrical Diagram — Hardwire Power Infeed Only

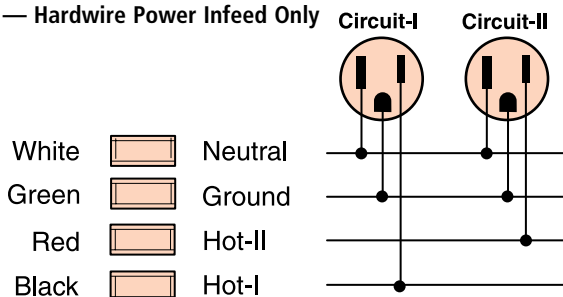
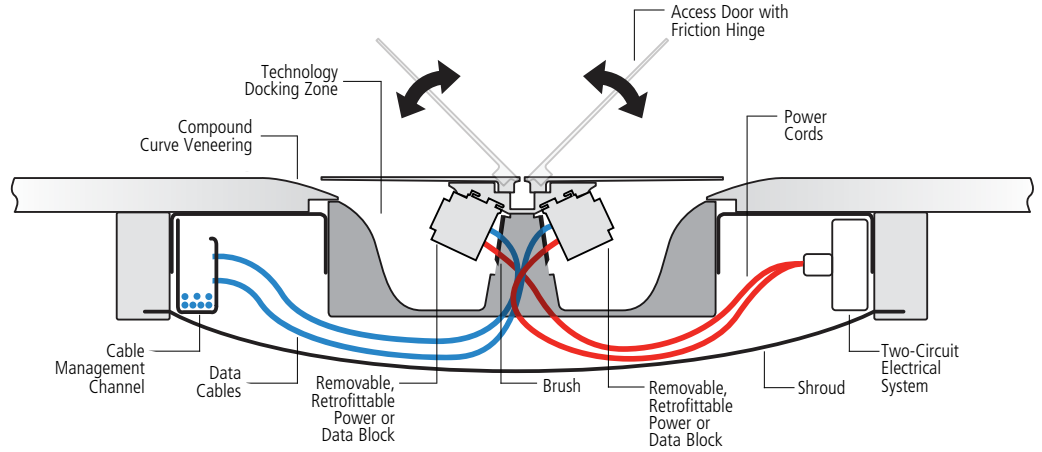




TABLE TOP POWER OPTION: POWER ISLAND

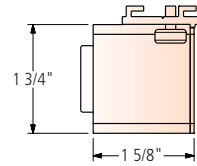
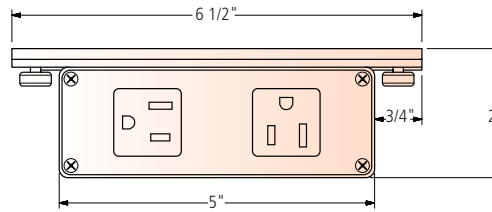
All Flow conference tables include an ample supply of wire management channels beneath the table top to accommodate even the most technology-intensive environments. In addition, Flow XT conference tables include a shroud to conceal the underside of the Power Island, eliminating the potential for sagging cables to be visible beneath the table top.



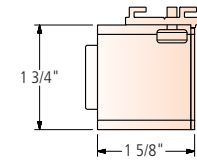
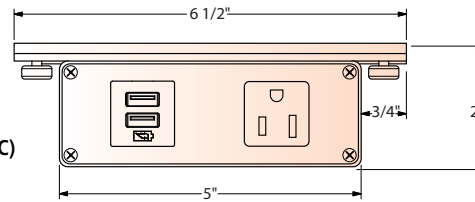
Front Elevation

Side Elevation

Power Block (Two Simplex)



Power Block (Simplex / Charging USB-A+C)



Data Block

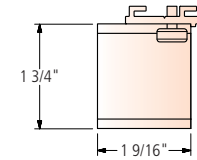
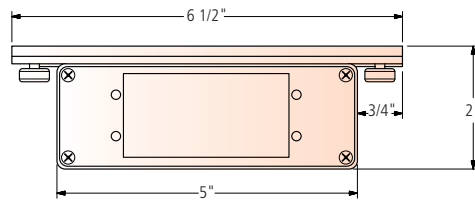




TABLE TOP POWER OPTION: POWER ISLAND

STANDARD POWER AND A/V SUPPLY

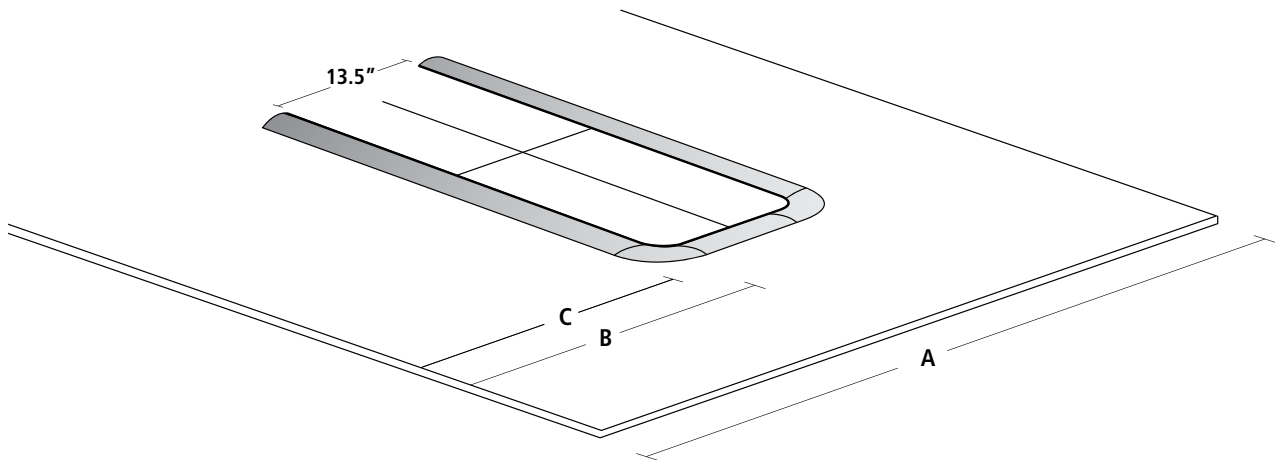
This chart notes the standard number of Power and Data Blocks supplied with each Flow XT table based on table length. If additional Power or Data Blocks are required, they can be purchased separately.

Please note, adding additional Power Blocks to the table may also require additional components for the electrical system to ensure proper connectivity. Please reach out to Nucraft Customer Service for assistance.

STANDARD POWER AND A/V SUPPLY (BY TABLE SIZE)

| TABLE LENGTH | POWER BLOCKS | SIMPLEX RECEPTACLES | DATA BLOCKS | DATA CONNECTORS | 1 BLANK FACEPLATES |
|--------------|--------------|---------------------|-------------|-----------------|--------------------|
| 96 | 4 | 8 | 4 | 8 | 4 |
| 102 | 4 | 8 | 4 | 8 | 4 |
| 108 | 4 | 8 | 4 | 8 | 4 |
| 114 | 4 | 8 | 4 | 8 | 4 |
| 120 | 4 | 8 | 4 | 8 | 4 |
| 132 | 4 | 8 | 4 | 8 | 4 |
| 144 | 8 | 16 | 8 | 16 | 8 |
| 156 | 8 | 16 | 8 | 16 | 8 |
| 168 | 8 | 16 | 8 | 16 | 8 |
| 180 | 8 | 16 | 8 | 16 | 8 |
| 192 | 8 | 16 | 8 | 16 | 8 |
| 204 | 8 | 16 | 8 | 16 | 8 |
| 216 | 8 | 16 | 8 | 16 | 8 |
| 228 | 8 | 16 | 8 | 16 | 8 |
| 240 | 8 | 16 | 8 | 16 | 8 |

DIMENSION PLANNING




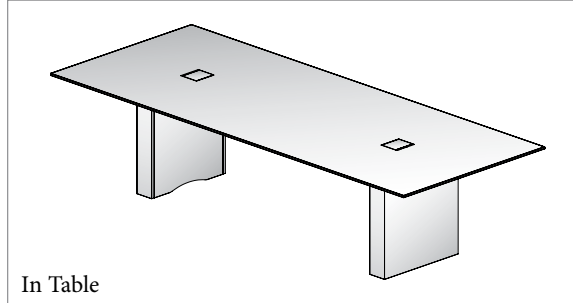
| TABLE WIDTH [A] | DIMENSION TO POWER ISLAND DOOR [B] | DIMENSION TO CURVE OF VENEER [C] |
|-----------------|------------------------------------|----------------------------------|
| 42 | 14.25 | 12 |
| 48 | 17.25 | 15 |
| 54 | 20.25 | 18 |
| 60 | 23.25 | 21 |
| 66 | 26.25 | 24 |
| 72 | 29.25 | 27 |

TABLE TOP POWER OPTION: POWER MATRIX


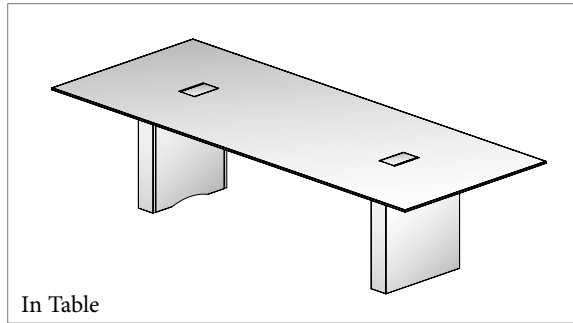

Available in a variety of sizes, styles and connectivity options, Power Matrix is Nucraft's most versatile power option. Power Matrix incorporates a broad array of scalable features and is available across multiple product lines, making it the "go to" solution for power and AV connectivity needs.

Offered in four sizes and two door configurations (single and double), Power Matrix can handle any power and AV connectivity need, from the simplest to the most demanding.


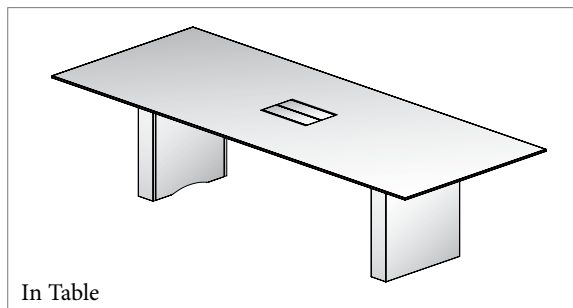

Small



Medium



Large



Extra Large


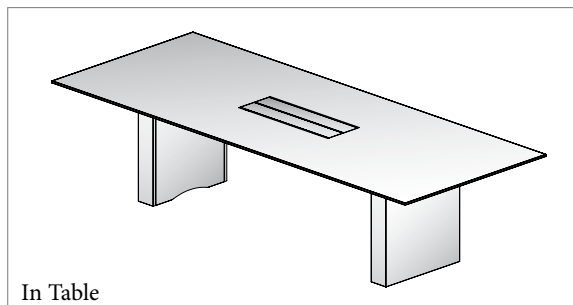
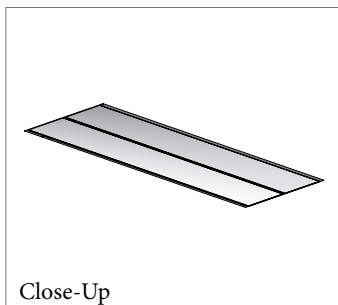


TABLE TOP POWER OPTION: POWER MATRIX

Power Matrix is filled with a broad array of high performance features and refined aesthetic elements.

POWER

Power Matrix features simplex receptacles for power connectivity, the quantity of which is pre-determined based on the size of the unit. An optional USB-C+C or USB-A+C charger can also be specified in place of one of the simplex receptacles when desired. Corded or hardwired infeed options add flexibility.

DATA/AV FACEPLATES

Power Matrix accommodates Modular AV Inserts/Plates for unparalleled flexibility in data and AV connectivity.

DESIGN

Power Matrix units feature a clear anodized aluminum body and a bezel-free flush mount design on veneer, glass, stone/quartz, Fenix, and laminate tables for an elegant appearance (available on Power Matrix small, medium, and large). The extra large Power Matrix unit on veneer top tables is only available bezel-free. Power Matrix may also be specified with an optional bezel on laminate, Fenix, glass and stone/quartz with square edge table tops. Stone top tables with a full bullnose edge profile are only available with a bezel-free mount.

Solid surface table tops and extra large Power Matrix on Fenix, laminate, glass, and stone top tables must include a bezel, available in powder coat, polished chrome or clear anodized finish options.

PERFORMANCE

Friction hinges ensure smooth travel through the door's range of motion and can hold the door in any position. Hidden door stops maintain the minimalist aesthetic. Cable storage is both concealed and ample.


DOORS

Power Matrix is offered in multiple door material options, including metal, glass, stone, and grain-matched wood cut from the same table top. See page 20 for Power Matrix door availability by top material.


Power Matrix shown in Veneer on Veneer Top Table



Veneer Top Table with Veneer Door Power Matrix



Laminate Top Table with Metal Door Power Matrix



Glass Top Table with Glass Door Power Matrix



Stone Top Table with Stone Door Power Matrix



TABLE TOP POWER OPTION: POWER MATRIX

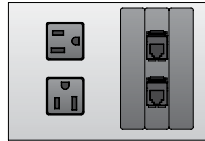
STANDARD CONFIGURATIONS

Power Matrix is offered in four standard sizes, each with a pre-determined quantity of simplex outlets and AV faceplates. With each size, an optional 2 amp USB-A+C charger (1 amp per port) or USB-C+C replaces one of the simplex outlets.

Small and Compact

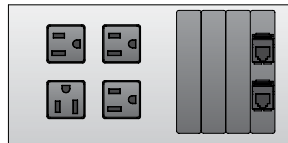
- Single door design
- 5.375" x 6" cutout
- Two simplex outlets
- Three AV faceplates. Standard configuration includes two blank faceplates and one faceplate with two RJ-45 (data) connectors.
- (1) 12' plug-in infeed cord

Standard



Medium

- Single door design
- 5.375" x 8.25" cutout
- Four simplex outlets
- Four AV faceplates. Standard configuration includes three blank faceplates and one faceplate with two RJ-45 (data) connectors.
- (1) 12' plug-in infeed cord




Large

- Double door design
- 10.75" x 15.25" cutout
- Six simplex outlets (three per side)
- Six AV faceplates (three per side). Standard configuration includes two blank faceplates and one faceplate with two RJ-45 (data) connectors per side.
- (2) 12' plug-in infeed cords



Extra Large

- Double door design
- 10.75" x 30.25" cutout
- Eight simplex outlets (four per side)
- Twelve AV faceplates (six per side). Standard configuration includes four blank faceplates and two faceplates with two RJ-45 (data) connectors per side.
- (2) 12' plug-in infeed cords



Field-Wired

Some local electrical codes may require field-wiring during installation. In such instances, a Field-Wired option may be specified. In this configuration, each Power Matrix unit will be supplied with a 6' flexible metal conduit with hot, ground and neutral wires.

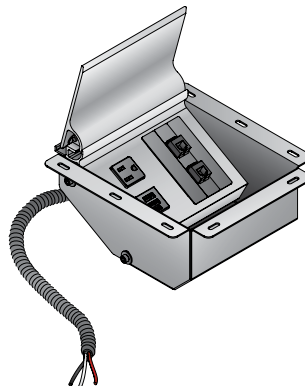
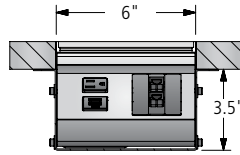
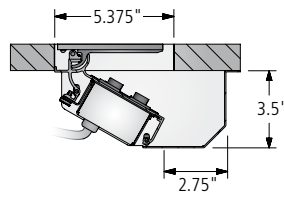


TABLE TOP POWER OPTION: POWER MATRIX

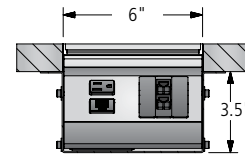
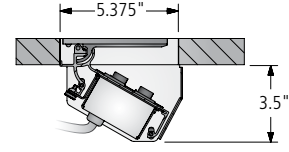
DIMENSIONS

Each Power Matrix unit includes a low-profile pan beneath the work surface to conceal the unit and provide ample storage capacity for excess cables. The size of the cut-out in the table top varies with each size of Power Matrix unit.

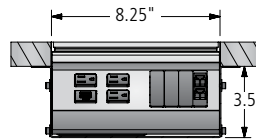
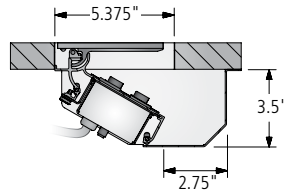
Small



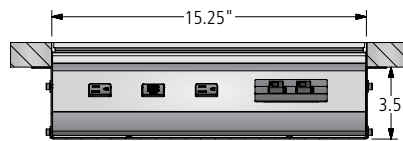
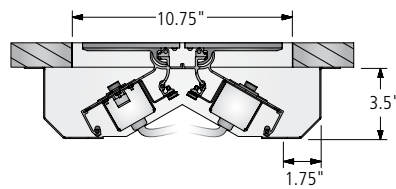
Compact



Medium



Large



Extra Large


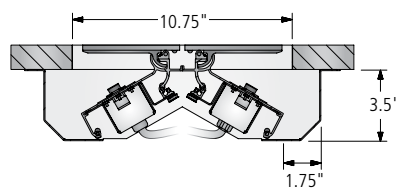


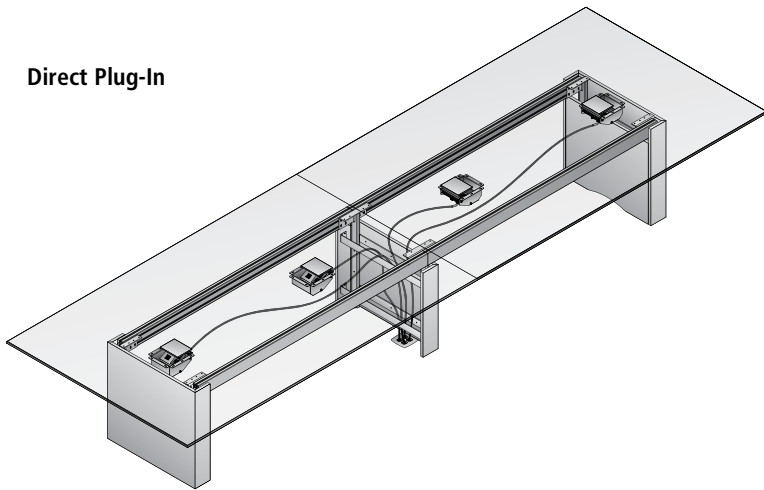
TABLE TOP POWER OPTION: POWER MATRIX

POWER PLANNING

Power Matrix is available with two options for connection with building power:

DIRECT PLUG-IN

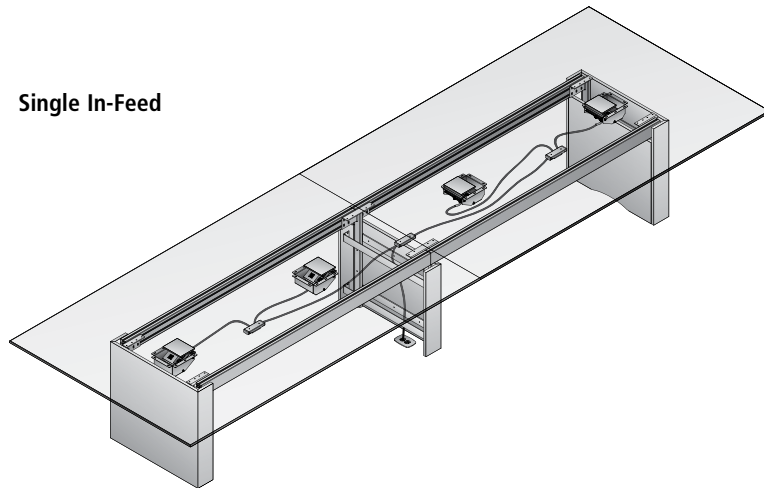
The 15-amp power cord from each Power Matrix unit is plugged into a floor monument. The floor monument must have at least one power outlet per small or medium Power Matrix unit in the table and two power outlets per large or extra large Power Matrix (e.g., a table with four small or medium Power Matrix units would need four power outlets in the floor monument).



Single In-Feed

SINGLE INFEEED

Each Power Matrix unit is plugged into a two-circuit modular electrical system in the table from which a single connection is made to a floor monument. This connection can be either hardwired (to utilize both of the circuits in the modular electrical system) or corded (which requires a 20-amp power outlet in the floor monument and reduces the modular electrical system in the table to a single circuit).



Two-Circuit Modular Electrical System

- 4-wire, 20-amp, 2-circuit modular electrical system
- Only present on tables specified with the Single In-Feed option
- Hardwire or corded (20-amp) in-feed options. A licensed electrician is required to complete hardwire connections to building's power source.
- Neutral (white) wires are 10 gauge, hot and ground wires are 12 gauge
- All electrical components satisfy National Electrical Code (NEC) requirements and are UL listed

Electrical Diagram — Hardwire Power Infeed Only

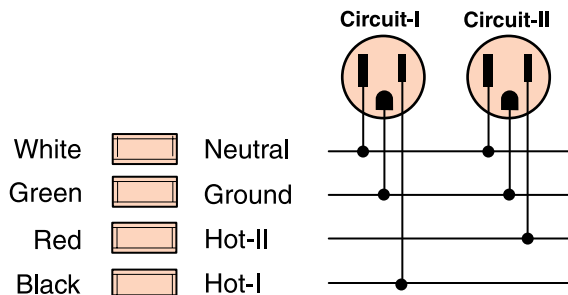




TABLE TOP POWER OPTION: POWER MATRIX

LOCATION CODES

Power Matrix is offered in a variety of locations and quantities per table size, offering a broad range of performance and pricing options.

| POWER MATRIX SMALL | POWER MATRIX MEDIUM | POWER MATRIX LARGE | POWER MATRIX EXTRA LARGE | LOCATION | QUANTITY OF UNITS TO ORDER |
|--------------------|---------------------|--------------------|--------------------------|--|----------------------------|
| PS-1 | PM-1 | PL-1 | PX-1 | One at center | 1 |
| PS-2 | PM-2 | PL-2 | PX-2 | One at each end | 2 |
| PS-3 | PM-3 | PL-3 | PX-3 | One at center and one at each end | 3 |
| PS-4 | PM-4 | | | Four equally spaced (tables 132" and longer) | 4 |

ROUND TABLES WITH CONE BASE: DOOR MATERIAL AND LOCATION AVAILABILITY BY TABLE SIZE

W = Wood Door (Veneer top tables only) G = Glass Door M = Metal Door

| Length | Top Sections* | Power Matrix Compact | | Power Matrix Small | | Power Matrix Medium | |
|--------|---------------|----------------------|----------|--------------------|------|---------------------|------|
| | | PS-1 | PS-2 | PS-1 | PS-2 | PM-1 | PM-2 |
| 36 | 1 | W/G/M/ST | - | - | - | - | - |
| 42 | 1 | W/G/M/ST | - | - | - | - | - |
| 48 | 1 | W/G/M/ST | - | - | - | - | - |
| 54 | 1 | W/G/M/ST | - | - | - | - | - |
| 60 | 1 | W/G/M/ST | - | - | - | - | - |
| 66 | 2 | - | W/G/M/ST | - | - | - | - |
| 72 | 2 | - | W/G/M/ST | - | - | - | - |
| 84 | 2 | - | W/G/M/ST | - | - | - | - |

ROUND TABLES WITH CYLINDER BASE: DOOR MATERIAL AND LOCATION AVAILABILITY BY TABLE SIZE

W = Wood Door G = Glass Door M = Metal Door

| Length | Top Sections* | Power Matrix Compact | | Power Matrix Small | | Power Matrix Medium | |
|--------|---------------|----------------------|-----------------------|--------------------|----------|---------------------|----------|
| | | PS-1 | PS-2 | PS-1 | PS-2 | PM-1 | PM-2 |
| 36 | 1 | - | - | W/G/M/ST | - | W/G/M/ST | - |
| 42 | 1 | - | - | W/G/M/ST | - | W/G/M/ST | - |
| 48 | 1 | - | - | W/G/M/ST | - | W/G/M/ST | - |
| 54 | 1 | - | - | W/G/M/ST | - | W/G/M/ST | - |
| 60 | 1 | - | - | W/G/M/ST | - | W/G/M/ST | - |
| 66 | 2 | - | W/G/M/ST [†] | - | W/G/M/ST | - | W/G/M/ST |
| 72 | 2 | - | - | - | W/G/M/ST | - | W/G/M/ST |
| 84 | 2 | - | - | - | W/G/M/ST | - | W/G/M/ST |

PLEASE NOTE: Wood Door option is only available on Veneer top tables

*Top Section information applies to Veneer, Plank Veneer, Laminate, Fenix, and Solid Surface tops

[†]Available on Stone top tables only



TABLE TOP POWER OPTION: POWER MATRIX

ALL RECTANGLE, BOAT AND SIGHT LINE TABLES: DOOR MATERIAL AND LOCATION AVAILABILITY BY TABLE SIZE

W = Wood Door G = Glass Door M = Metal Door

| Length | Top Sections | Power Matrix Small or Compact | | | | Power Matrix Medium | | | | Power Matrix Large | | | Power Matrix Extra Large | | |
|--------|--------------|-------------------------------|----------|----------|----------|---------------------|----------|----------|----------|--------------------|-----------------------|--------|--------------------------|-------|------|
| | | PS-1 | PS-2 | PS-3 | PS-4 | PM-1 | PM-2 | PM-3 | PM-4 | PL-1 | PL-2 | PL-3 | PX-1 | PX-2 | PX-3 |
| 72 | 1 | W/G/M/ST | W/G/M/ST | - | - | W/G/M/ST | W/G/M/ST | - | - | - | - | - | - | - | - |
| 84 | 1 | W/G/M/ST | W/G/M/ST | - | - | W/G/M/ST | W/G/M/ST | - | - | - | - | - | - | - | - |
| 90 | 1 | W/G/M/ST | W/G/M/ST | - | - | W/G/M/ST | W/G/M/ST | - | - | - | - | - | - | - | - |
| 96 | 1 | W/G/M/ST | W/G/M/ST | W/G/M/ST | - | W/G/M/ST | W/G/M/ST | W/G/M/ST | - | W/G/M/ST | - | - | W/G/M | - | - |
| 102 | 1 | W/G/M/ST | W/G/M/ST | W/G/M/ST | - | W/G/M/ST | W/G/M/ST | W/G/M/ST | - | W/G/M/ST | - | - | W/G/M | - | - |
| 102 | 2 | - | W/G/M/ST | - | - | - | W/G/M/ST | - | - | G/M/ST | - | - | G/M | - | - |
| 108 | 1 | W/G/M/ST | W/G/M/ST | W/G/M/ST | - | W/G/M/ST | W/G/M/ST | W/G/M/ST | - | W/G/M/ST | - | - | W/G/M | - | - |
| 108 | 2 | - | W/G/M/ST | - | - | - | W/G/M/ST | - | - | G/M/ST | - | - | G/M | - | - |
| 114 | 1 | W/G/M/ST | W/G/M/ST | W/G/M/ST | - | W/G/M/ST | W/G/M/ST | W/G/M/ST | - | W/G/M/ST | - | - | W/G/M | - | - |
| 114 | 2 | - | W/G/M/ST | - | - | - | W/G/M/ST | - | - | G/M/ST | - | - | G/M | - | - |
| 120 | 1 | W/G/M/ST | W/G/M/ST | W/G/M/ST | - | W/G/M/ST | W/G/M/ST | W/G/M/ST | - | W/G/M/ST | - | - | W/G/M | - | - |
| 120 | 2 | - | W/G/M/ST | - | - | - | W/G/M/ST | - | - | G/M/ST | - | - | G/M | - | - |
| 132 | 2 | - | W/G/M/ST | - | W/G/M/ST | - | W/G/M/ST | - | W/G/M/ST | G/M/ST | - | - | G/M | - | - |
| 144 | 2 | - | W/G/M/ST | - | W/G/M/ST | - | W/G/M/ST | - | W/G/M/ST | G/M/ST | W/G/M/ST [†] | - | G/M | W/G/M | - |
| 156 | 2 | - | W/G/M/ST | - | W/G/M/ST | - | W/G/M/ST | - | W/G/M/ST | G/M/ST | W/G/M/ST [†] | - | G/M | W/G/M | - |
| 168 | 2 | - | W/G/M/ST | - | W/G/M/ST | - | W/G/M/ST | - | W/G/M/ST | G/M/ST | W/G/M/ST [†] | - | G/M | W/G/M | - |
| 180 | 2 | - | W/G/M/ST | - | W/G/M/ST | - | W/G/M/ST | - | W/G/M/ST | G/M/ST | W/G/M/ST [†] | - | G/M | W/G/M | - |
| 192 | 2 | - | W/G/M/ST | - | W/G/M/ST | - | W/G/M/ST | - | W/G/M/ST | G/M/ST | W/G/M/ST | - | G/M | W/G/M | - |
| 192 | 4 | - | W/G/M/ST | - | W/G/M/ST | - | W/G/M/ST | - | W/G/M/ST | G/M/ST | G/M/ST | - | G/M | G/M | - |
| 204 | 2 | - | W/G/M/ST | - | W/G/M/ST | - | W/G/M/ST | - | W/G/M/ST | G/M/ST | W/G/M/ST | - | G/M | W/G/M | - |
| 204 | 4 | - | W/G/M/ST | - | W/G/M/ST | - | W/G/M/ST | - | W/G/M/ST | G/M/ST | G/M/ST | - | G/M | G/M | - |
| 216 | 2 | - | W/G/M/ST | - | W/G/M/ST | - | W/G/M/ST | - | W/G/M/ST | G/M/ST | W/G/M/ST | G/M/ST | G/M | W/G/M | G/M |
| 216 | 4 | - | W/G/M/ST | - | W/G/M/ST | - | W/G/M/ST | - | W/G/M/ST | G/M/ST | G/M/ST | G/M/ST | G/M | G/M | G/M |
| 228 | 2 | - | W/G/M/ST | - | W/G/M/ST | - | W/G/M/ST | - | W/G/M/ST | G/M/ST | W/G/M/ST | G/M/ST | G/M | W/G/M | G/M |
| 228 | 4 | - | W/G/M/ST | - | W/G/M/ST | - | W/G/M/ST | - | W/G/M/ST | G/M/ST | G/M/ST | G/M/ST | G/M | G/M | G/M |
| 240 | 2 | - | W/G/M/ST | - | W/G/M/ST | - | W/G/M/ST | - | W/G/M/ST | G/M/ST | W/G/M/ST | G/M/ST | G/M | W/G/M | G/M |
| 240 | 4 | - | W/G/M/ST | - | W/G/M/ST | - | W/G/M/ST | - | W/G/M/ST | G/M/ST | G/M/ST | G/M/ST | G/M | G/M | G/M |

[†]Sightline tables 144"-180" in length will have three top sections and can only accommodate the glass, metal, or stone door options for Power Matrix Large when PL-2 is specified.

POWER MATRIX DOOR AND MOUNT STYLE AVAILABILITY BY SURFACE MATERIAL

C = Power Matrix Compact S = Power Matrix Small M = Power Matrix Medium L = Power Matrix Large XL = Power Matrix Extra Large

| | MOUNT STYLE | POWER MATRIX SIZE | WOOD DOOR | GLASS DOOR | METAL DOOR | STONE DOOR |
|----------------------|--------------|-------------------|-----------|------------|------------|------------|
| VENEER | Bezel | - | X | X | X | - |
| | Bezel-free | C, S, M, L, XL | - | X | X | - |
| LAMINATE | Bezel | C, S, M, L, XL | - | X | X | - |
| | Bezel-free | C, S, M, L | - | X | X | - |
| FENIX | Bezel | C, S, M, L, XL | - | X | X | - |
| | Bezel-free | C, S, M, L | - | X | X | - |
| GLASS | Bezel | C, S, M, L, XL | - | X | X | - |
| | Bezel-free | C, S, M, L | - | X | X | - |
| STONE/QUARTZ | Bezel* | C, S, M, L, XL | - | X | X | - |
| | Bezel-free** | C, S, M, L | - | X | X | X |
| SOLID SURFACE | Bezel | C, S, M, L, XL | - | X | X | - |

*Stone/quartz tops with full bullnose edge not available with bezel Power Matrix

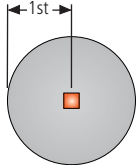
**Bezel-free mount style available on stone/quartz tops with both square edge and full bullnose edge profile



TABLE TOP POWER OPTION: POWER MATRIX

POWER MATRIX COMPACT, SMALL OR MEDIUM LOCATION OPTIONS

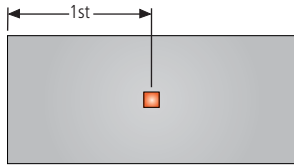
Please Note: For floor core placement, please reference base location information on pages 59-63.



PS-1 or PM-1

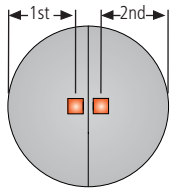
*PS-1 and PM-1 not available with Metal-X Base (-XB).
PM-1 not available with Cone base (-PCN or -VCN).

| PS-1 or PM-1 | |
|--------------|------------------------|
| Diameter | Center of Power Matrix |
| 36 | 18 |
| 42 | 21 |
| 48 | 24 |
| 54 | 27 |
| 60 | 30 |



PS-1 or PM-1

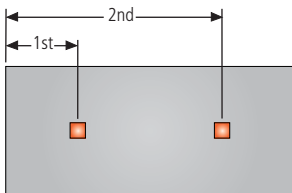
| PS-1 or PM-1 | |
|--------------|------------------------|
| Length | Center of Power Matrix |
| 72 | 36 |
| 84 | 42 |
| 90 | 45 |
| 96 | 48 |
| 102 | 51 |
| 108 | 54 |
| 114 | 57 |
| 120 | 60 |



PS-2 or PM-2

*PS-2 and PM-2 not available with Metal-X Base (-XB) or 66"D Stone table.
PM-2 not available with Cone base (-PCN or -VCN).

| PS-2 or PM-2 | | |
|--------------|----------------------------|----------------------------|
| Diameter | Center of 1st Power Matrix | Center of 2nd Power Matrix |
| 66 | 27 | 27 |
| 72 | 30.5 | 30.5 |
| 84 | 35 | 35 |



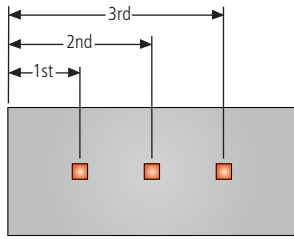
PS-2 or PM-2

| PS-2 or PM-2 | | |
|--------------|----------------------------|----------------------------|
| Length | Center of 1st Power Matrix | Center of 2nd Power Matrix |
| 72 | 26 | 46 |
| 78 | 26 | 52 |
| 84 | 26 | 58 |
| 90 | 26 | 64 |
| 96 | 26 | 70 |
| 102 | 26 | 76 |
| 108 | 26 | 82 |
| 114 | 26 | 88 |
| 120 | 26 | 94 |
| 132 | 26 | 106 |
| 144 | 26 | 118 |
| 156 | 26 | 130 |
| 168 | 26 | 142 |
| 180 | 26 | 154 |
| 192 | 26 | 166 |
| 204 | 26 | 178 |
| 216 | 26 | 190 |
| 228 | 26 | 202 |
| 240 | 26 | 214 |

TABLE TOP POWER OPTION: POWER MATRIX

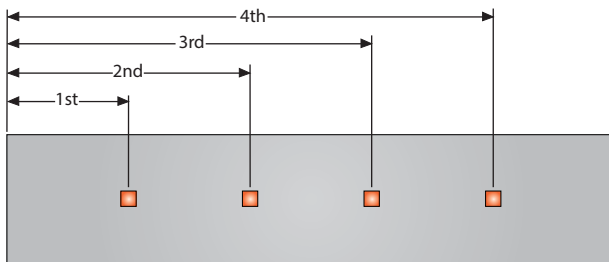
POWER MATRIX COMPACT, SMALL OR MEDIUM LOCATION OPTIONS

Please Note: For floor core placement, please reference base location information on pages 59-63.



PS-3 or PM-3

| PS-3 or PM-3 | | | |
|--------------|----------------------------|----------------------------|----------------------------|
| Length | Center of 1st Power Matrix | Center of 2nd Power Matrix | Center of 3rd Power Matrix |
| 96 | 26 | 48 | 70 |
| 102 | 26 | 51 | 76 |
| 108 | 26 | 54 | 82 |
| 114 | 26 | 57 | 88 |
| 120 | 26 | 60 | 94 |



PS-4 or PM-4

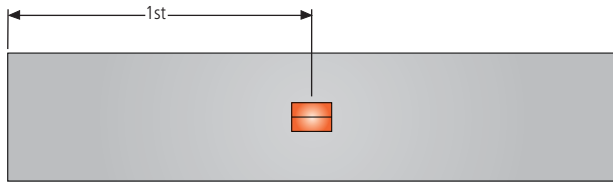
| PS-4 or PM-4 | | | | |
|--------------|----------------------------|----------------------------|----------------------------|----------------------------|
| Length | Center of 1st Power Matrix | Center of 2nd Power Matrix | Center of 3rd Power Matrix | Center of 4th Power Matrix |
| 132 | 26 | 53 | 79 | 106 |
| 144 | 26 | 57 | 87 | 118 |
| 156 | 26 | 61 | 95 | 130 |
| 168 | 26 | 65 | 103 | 142 |
| 180 | 26 | 69 | 111 | 154 |
| 192 | 26 | 73 | 119 | 166 |
| 204 | 26 | 77 | 127 | 178 |
| 216 | 26 | 81 | 135 | 190 |
| 228 | 26 | 85 | 143 | 202 |
| 240 | 26 | 89 | 151 | 214 |



TABLE TOP POWER OPTION: POWER MATRIX

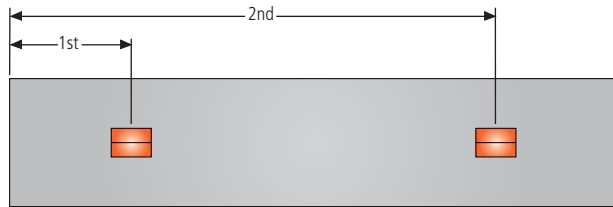
POWER MATRIX LARGE OR EXTRA LARGE LOCATION OPTIONS

Please Note: For floor core placement, please reference base location information on pages 59-63.



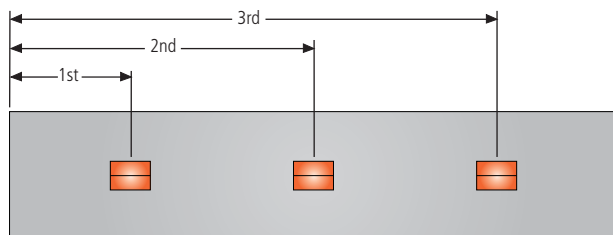
PL-1 or PX-1

| PL-1 or PX-1 | |
|--------------|------------------------|
| Length | Center of Power Matrix |
| 96 | 48 |
| 102 | 51 |
| 108 | 54 |
| 114 | 57 |
| 120 | 60 |
| 132 | 66 |
| 144 | 72 |
| 156 | 78 |
| 168 | 84 |
| 180 | 90 |
| 192 | 96 |
| 204 | 102 |
| 216 | 108 |
| 228 | 114 |
| 240 | 120 |



PL-2 or PX-2

| PL-2 or PX-2 | | |
|--------------|----------------------------|----------------------------|
| Length | Center of 1st Power Matrix | Center of 2nd Power Matrix |
| 144 | 45 | 99 |
| 156 | 47 | 109 |
| 168 | 50 | 118 |
| 180 | 53 | 127 |
| 192 | 48 | 144 |
| 204 | 51 | 153 |
| 216 | 54 | 162 |
| 228 | 57 | 171 |
| 240 | 60 | 180 |



PL-3 or PX-3

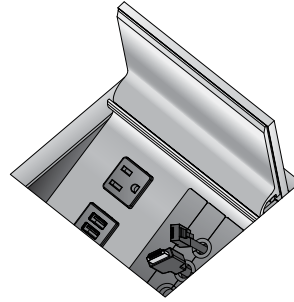
| PL-3 or PX-3 | | | |
|--------------|----------------------------|----------------------------|----------------------------|
| Length | Center of 1st Power Matrix | Center of 2nd Power Matrix | Center of 3rd Power Matrix |
| 216 | 54 | 108 | 162 |
| 228 | 57 | 114 | 171 |
| 240 | 60 | 120 | 180 |



RETRACTORS FOR POWER MATRIX

RETRACTORS

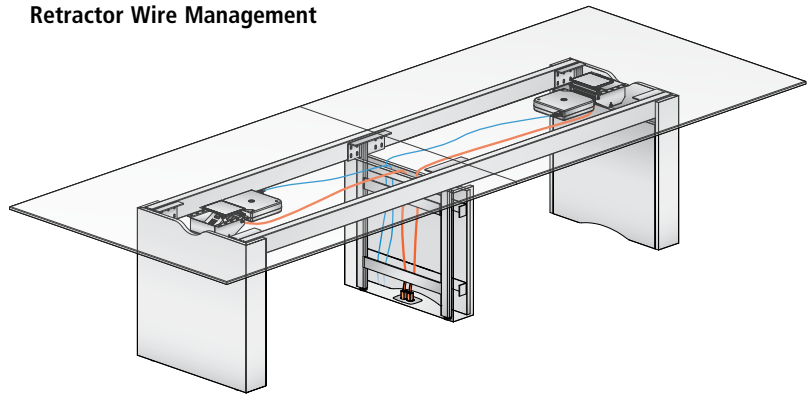
Cable retractors, for use with Power Matrix Small and Medium only, mount directly to the underside of conference room tables using the included mounting bracket. Loaded with 12' of cable that extends out 5' from the retractor. Retractors have a female input from the building infrastructure and a male connector on the output side. Not available on round tables.



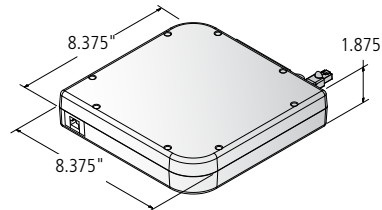
RETRACTOR AVAILABILITY ON FLOW TABLES
X = AVAILABLE AS STANDARD

| Length | PS-1/ PM-1 | PS-2/ PM-2 | PS-3/ PM-3 | PS-4/ PM-4 |
|--------|---------------|---------------|---------------|---------------|
| 72 | X | | | |
| 78 | X | | | |
| 84 | X | X | | |
| 90 | X | X | | |
| 96 | X | X | | |
| 102 | X | X | | |
| 108 | X | X | | |
| 114 | X | X | X | |
| 120 | X | X | X | |
| 132 | | X | | |
| 144 | | X | | X |
| 156 | | X | | X |
| 168 | | X | | X |
| 180 | | X | | X |
| 192 | | X | | X |
| 204 | | X | | X |
| 216 | | X | | X |
| 228 | | X | | X |
| 240 | | X | | X |

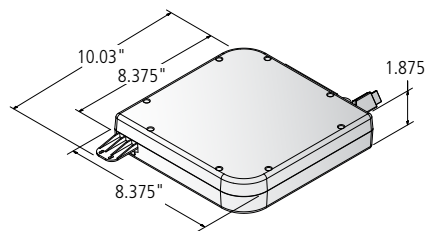
Retractor Wire Management



CAT6 Retractor



HDMI Retractor



Data USB Retractor

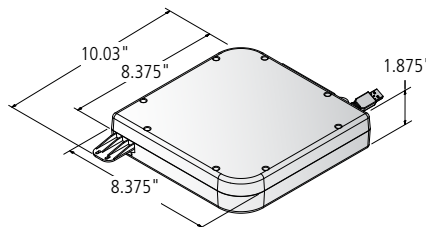




TABLE TOP POWER OPTION: TECH NODE

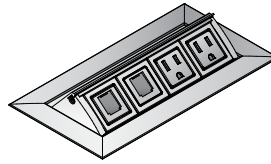
Tech Node offers convenient access to power and voice/data connections. Tech Node features include a push/push open design that conceals internal components.

Tech Node components:

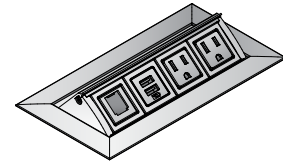
- Clear or Black Anodized Aluminum
- Fluid one touch accessibility
- Two (2) Simplexes
- Up to two voice/data ports
- 12' 15-Amp cord
- Voice/Data Adapter Kit p/n BE01421 to accept couplers & jacks
- UL Listed
- Overall dimensions - 4-7/16" x 8-5/16"
- Optional powered USB-A+C

All electrical components are UL listed.

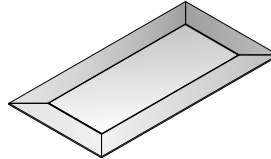
Tech Node - Cover Open



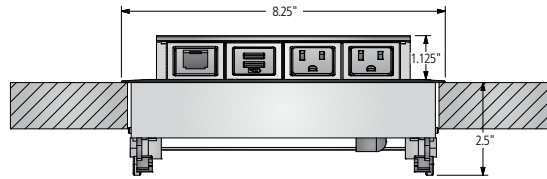
Tech Node - Cover Open with Optional USB-A+C



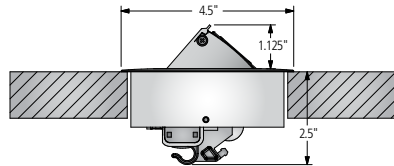
Tech Node - Cover Closed



Tech Node - Open Front View



Tech Node - Open Side View



VOICE/DATA PLANNING

Two (2) simplex voice/data cutouts accept customer supplied, field-installed snap-in connectors.

Nucraft recommends consulting an audio/visual (AV) integrator for assistance with voice/data planning.

Voice/Data Product Manufacturers

| Manufacturer | Phone Number | Web Site |
|--------------|----------------|--|
| AMP | 1-800-522-6752 | www.tycoelectronics.com |
| Avaya | 1-866-462-8292 | www.avaya.com |
| Leviton | 1-800-722-2082 | www.leviton.com |
| Panduit | 1-800-777-3300 | www.panduit.com |
| Siemon | 1-860-945-4200 | www.siemon.com |

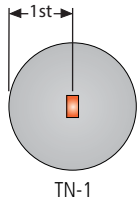
LOCATION CODES

| TECH NODE | LOCATION | QUANTITY OF UNITS TO ORDER |
|-----------|-----------------------------------|----------------------------|
| TN-1 | One at center | 1 |
| TN-2 | One at each end | 2 |
| TN-3 | One at center and one at each end | 3 |
| TN-4 | Four equally spaced | 4 |



TABLE TOP POWER OPTION: TECH NODE

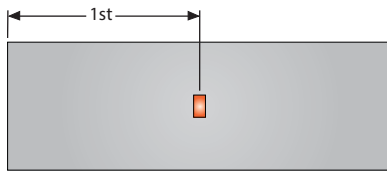
TECH NODE LOCATION OPTIONS



TN-1

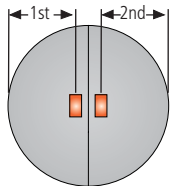
*Not available with the Metal X-Base (-XB) or the Cone Base (-PCN or -VCN) on tables less than 60"

| TN-1 | |
|--------|---------------------|
| Length | Center of Tech Node |
| 36 | 18 |
| 42 | 21 |
| 48 | 24 |
| 54 | 27 |
| 60 | 30 |



TN-1

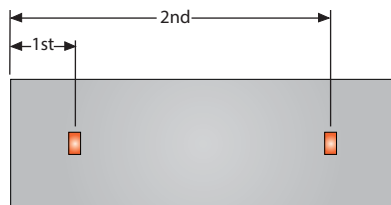
| TN-1 | |
|--------|---------------------|
| Length | Center of Tech Node |
| 72 | 36 |
| 84 | 42 |
| 90 | 45 |
| 96 | 48 |
| 102 | 51 |
| 108 | 54 |
| 114 | 57 |
| 120 | 60 |



TN-2

*Not available with the Metal X-Base (-XB) or the Cone Base (-PCN or -VCN) on 72" tables

| TN-2 | | |
|----------|-------------------------|-------------------------|
| Diameter | Center of 1st Tech Node | Center of 2nd Tech Node |
| 66 | 27 | 27 |
| 72 | 30.5 | 30.5 |
| 84 | 35 | 35 |

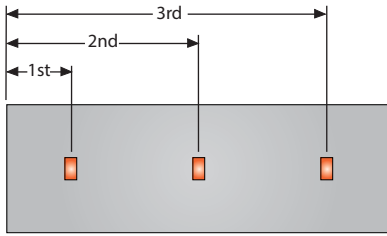


TN-2

| TN-2 | | |
|--------|-------------------------|-------------------------|
| Length | Center of 1st Tech Node | Center of 2nd Tech Node |
| 72 | 26 | 46 |
| 78 | 26 | 52 |
| 84 | 26 | 58 |
| 90 | 26 | 64 |
| 96 | 26 | 70 |
| 102 | 26 | 76 |
| 108 | 26 | 82 |
| 114 | 26 | 88 |
| 120 | 26 | 94 |
| 132 | 26 | 106 |
| 144 | 26 | 118 |
| 156 | 26 | 130 |
| 168 | 26 | 142 |
| 180 | 26 | 154 |
| 192 | 26 | 166 |
| 204 | 26 | 178 |
| 216 | 26 | 190 |
| 228 | 26 | 202 |
| 240 | 26 | 214 |

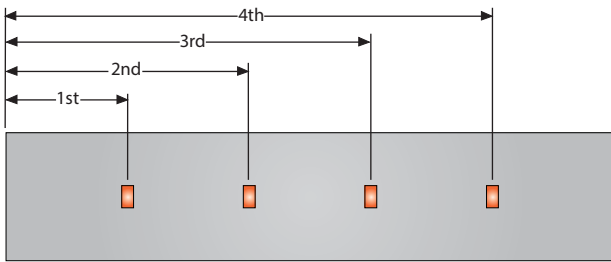
TABLE TOP POWER OPTION: TECH NODE

TECH NODE LOCATION OPTIONS



TN-3

| TN-3 | | | |
|--------|-------------------------|-------------------------|-------------------------|
| Length | Center of 1st Tech Node | Center of 2nd Tech Node | Center of 3rd Tech Node |
| 96 | 26 | 48 | 70 |
| 102 | 26 | 51 | 76 |
| 108 | 26 | 54 | 82 |
| 114 | 26 | 57 | 88 |
| 120 | 26 | 60 | 94 |



TN-4

| TN-4 | | | | |
|--------|-------------------------|-------------------------|-------------------------|-------------------------|
| Length | Center of 1st Tech Node | Center of 2nd Tech Node | Center of 3rd Tech Node | Center of 4th Tech Node |
| 132 | 26 | 53 | 79 | 106 |
| 144 | 26 | 57 | 87 | 118 |
| 156 | 26 | 61 | 95 | 130 |
| 168 | 26 | 65 | 103 | 142 |
| 180 | 26 | 69 | 111 | 154 |
| 192 | 26 | 73 | 119 | 166 |
| 204 | 26 | 77 | 127 | 178 |
| 216 | 26 | 81 | 135 | 190 |
| 228 | 26 | 85 | 143 | 202 |
| 240 | 26 | 89 | 151 | 214 |



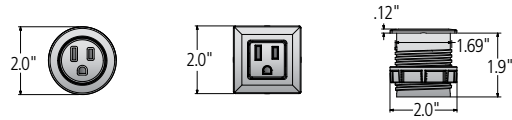
TABLE TOP POWER OPTION: POWER SPEC AND USB SPEC

This compact unit allows for the addition of power or data to a work surface in a discreet way. Available in round or square shapes, and multiple finish options.

Power Spec

- Spill-proof power simplex
- Compact design
- 1-3/4" cutout for installation
- UL Listed

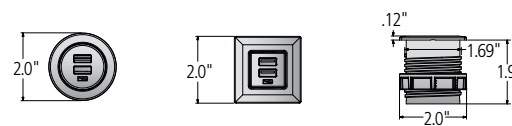
Power Spec



USB Spec

- Used to charge devices or transfer data
- Compact design
- Offered with USB-A+C
- 1-3/4" cutout
- UL Listed

USB Spec





UNDER SURFACE POWER OPTION: LOW PROFILE PERIMETER POWER

LOW PROFILE PERIMETER POWER

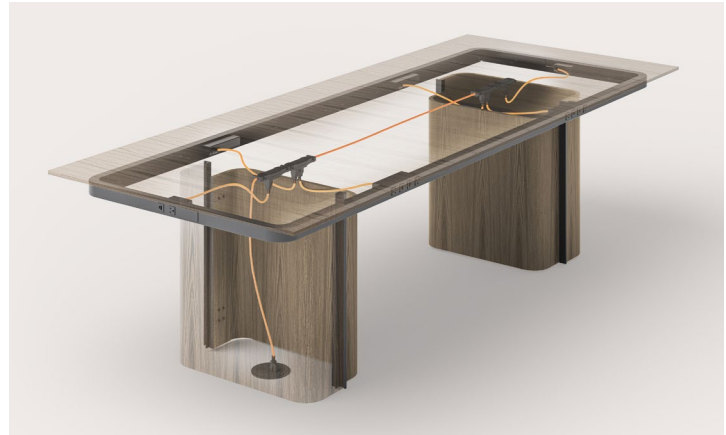
Discreetly incorporated into the underside of the table, Low Profile Perimeter Power units provide convenient yet covert access to power and AV connectivity (at the ends of the table) while leaving the table surface uninterrupted. The quantity of the power units per table is determined based on the size and shape of the table. The configuration of the power units on the long side of the tables is 2 simplex/ 2 USB A+C and 1 simplex/ 1 USB A+C/ 2 Modular AV Inserts/Plates on the ends of the table.

The Low Profile Perimeter Power unit is set into the bottom side of the table and is in a metal apron. The metal apron finish is specifiable.


When Low Profile Perimeter Power is specified, Flow tables include a modular electrical system within the base of the table, allowing for a single point of connection to the building power. This connection can be either hardwired or corded (which requires a 20-amp power outlet in the floor monument), both of which are included with the table.

Low Profile Perimeter Power is not available on:

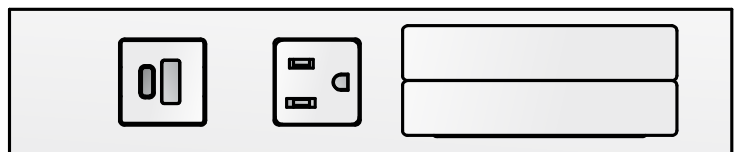
- Flow XT tables with Power Island
- Flow tables with four post base
- Sightline tables with a panel or hoop base



Low Profile Perimeter Power Dashboard - Long Sides of Table



Low Profile Perimeter Power Dashboard - Ends of Table



LOW PROFILE PERIMETER POWER UNITS PER TABLE SIZE

The quantity of Low Profile Perimeter Power units per table is determined based on the size of the table.

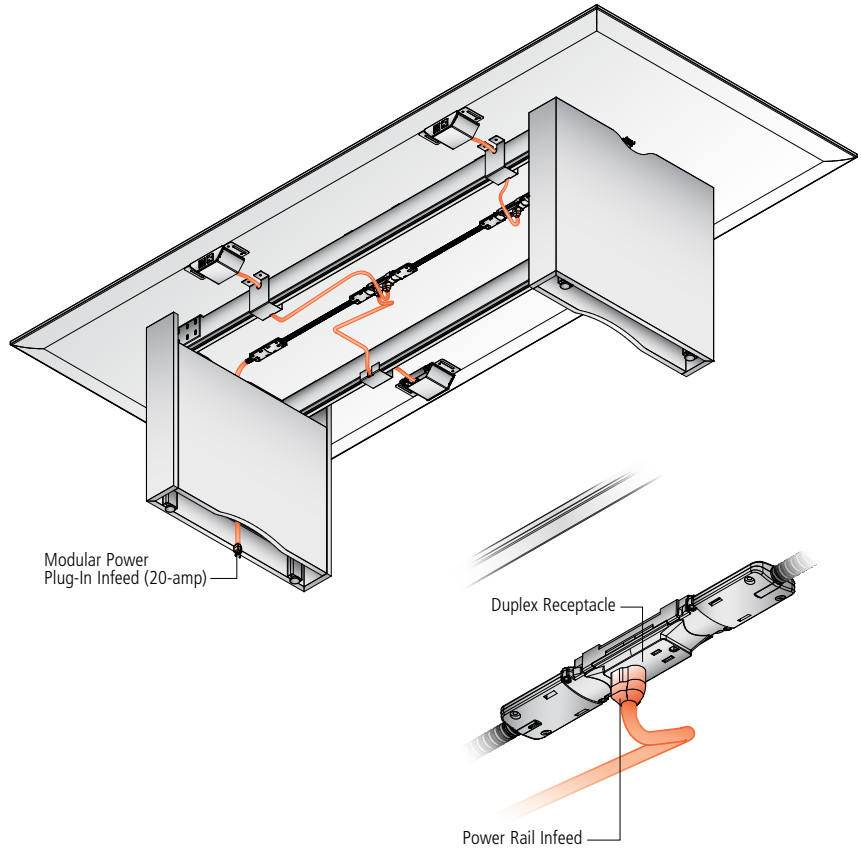
| TABLE SIZE | SEATING CAPACITY | LOW PROFILE PERIMETER POWER PER TABLE | LOW PROFILE PERIMETER POWER PER LONG SIDE | LOW PROFILE PERIMETER POWER PER END | TOTAL # OF SIMPLEX | TOTAL # OF USB-A+C PORTS | TOTAL # OF MODULAR AV INSERTS/PLATES |
|-------------|------------------|---------------------------------------|---|-------------------------------------|--------------------|--------------------------|--------------------------------------|
| 48-56 Round | 4 | 2 | 1 per side | 0 per end | 3 | 3 | 2 |
| 60+ Round | 6+ | 4 | 1 per side | 1 per end | 7 | 7 | 2 |
| 72-78 | 6 | 6 | 2 per side | 1 per end | 10 | 10 | 4 |
| 84-102 | 8 | 6 | 2 per side | 1 per end | 10 | 10 | 4 |
| 108-132 | 10-12 | 6 | 2 per side | 1 per end | 10 | 10 | 4 |
| 144-156 | 12-14 | 8 | 3 per side | 1 per end | 14 | 14 | 4 |
| 168-180 | 16 | 10 | 4 per side | 1 per end | 18 | 18 | 4 |
| 192-204 | 18 | 10 | 4 per side | 1 per end | 18 | 18 | 4 |
| 216-240 | 20 | 10 | 4 per side | 1 per end | 18 | 18 | 4 |



UNDER SURFACE POWER OPTION: POWER RAIL

This low-profile option addresses the need for power & data connectivity just below the table top. This is an ideal choice for those who desire a visually uninterrupted table top and appreciate the inherent flexibility of the Power Rail to be removed at a later date as they transition to a truly wireless environment.

Held in place with screws, Power Rail units can be placed anywhere along the perimeter of the table. This flexible mounting design allows for additional units to be added as necessary, or to be removed when no longer needed.




Power Rails are available in three configurations:


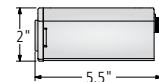
- Two simplex receptacles (UL Listed)
- One simplex receptacle and one powered USB-A+C connector (UL Listed)
- Two single space A/V faceplate designed for use with Modular AV Inserts/Plates

When Power Rails are specified on a Flow table, a direct plug-in infeed or hardwired option is available. The direct plug-in infeed option has a single circuit electrical system and the hardwire option requires a two-circuit electrical system. Maximum of 12 Power Rails per table

Front Elevation



Side Elevation

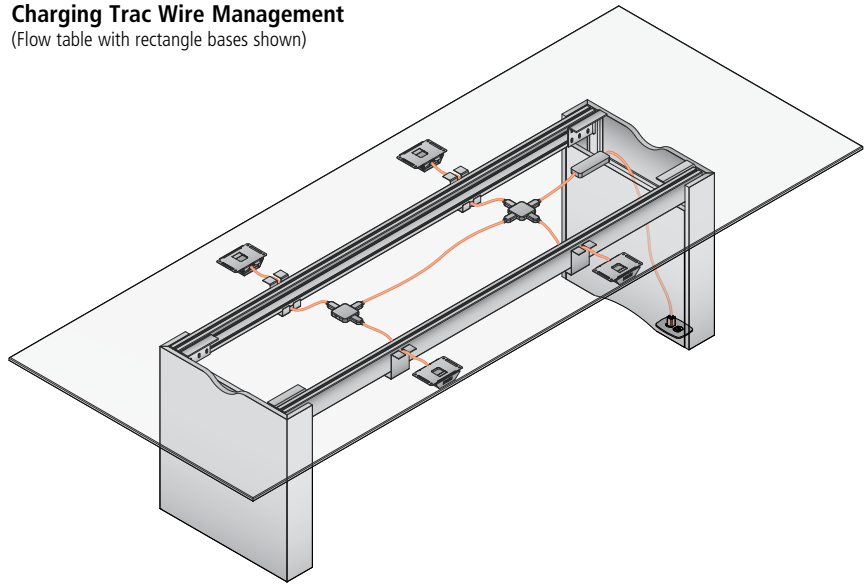




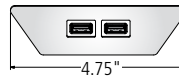
UNDER SURFACE POWER OPTION: CHARGING TRAC

Charging Trac is a low voltage, under surface power system with 2 USB ports per unit. It's modular configuration provides a customizable solution. Offered in a 2 or 4 unit kit of parts with a plug-in infeed. USB-A compatible.

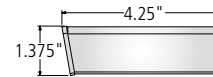
Charging Trac Wire Management (Flow table with rectangle bases shown)



Front Elevation



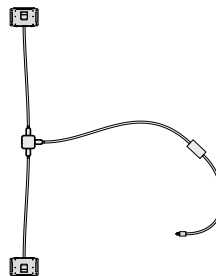
Side Elevation



Two-Unit Configuration includes:

- 2 Brackets, each bracket offers 2 USB-A ports
- 1 Puck
- 1 Plug-in infeed

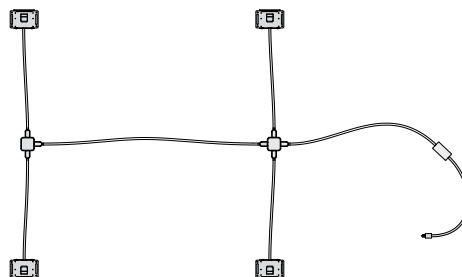
Two-Unit Configuration



Four-Unit Configuration includes:

- 4 Brackets, each bracket offers 2 USB-A ports
- 2 Pucks
- Jumpers
- 1 Plug-in infeed

Four-Unit Configuration





FREESTANDING POWER OPTION: TECH ZONE

TECH ZONE

Simple, easy to use and portable, this freestanding table top power option allows you to easily charge all of your devices.

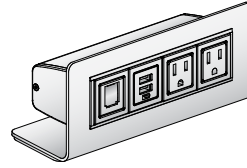
Available in two configurations with a variety of power and data connectivity options. Includes a 72"-long plug-in infeed cord.

ZONE-USB-C

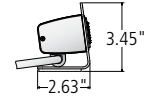
Includes two simplex receptacles, one data port and one charging USB-A+C charging port

ZONE-DATA

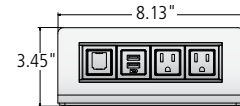
Includes two simplex receptacles and two open data ports



Tech Zone - Side View



ZONE-USB-C



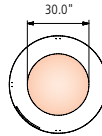
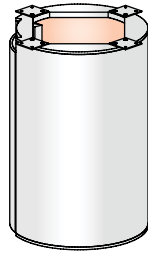
ZONE-DATA



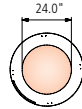


WIRE MANAGEMENT OPENINGS

Cylinder Base



84" Diameter Tops



72" Diameter Tops



66" Diameter Tops



60" Diameter Tops

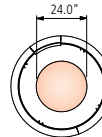
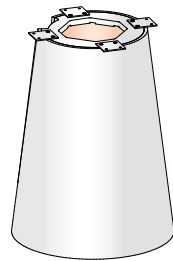


54" Diameter Tops

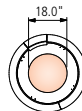


36", 42" & 48" Diameter Tops

Cone Base



84" Diameter Tops



72" Diameter Tops



66" Diameter Tops



60" Diameter Tops



54" Diameter Tops

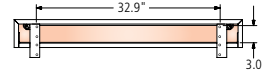
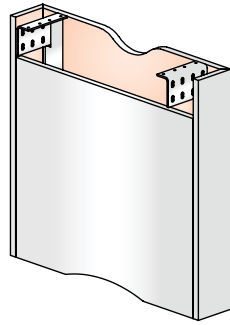


36", 42" & 48" Diameter Tops

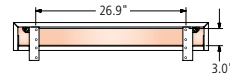


WIRE MANAGEMENT OPENINGS

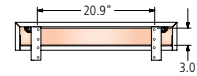
Rectangle Base (all table materials, except Stone)



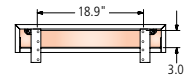
Rectangle & Boat - 72" Wide Tops
Sight Line - 76" & 78" Wide Ends



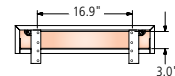
Rectangle - 66" Wide Tops
Sight Line - 70" & 72" Wide Ends



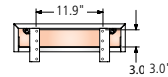
Rectangle & Boat - 60" Wide Tops
Sight Line - 66" & 68" Wide Ends



Rectangle & Boat - 54" Wide Tops
Sight Line - 60" Wide Ends

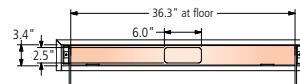
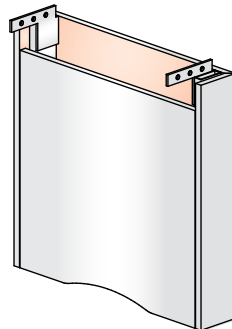


Rectangle - 42" & 48" Wide Tops
Boat - 40", 44", 48" & 50" Wide Tops
Sight Line - All Narrow Ends and
54", 56" and 58" Wide Ends

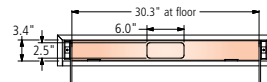


Rectangle - 36" Wide Tops

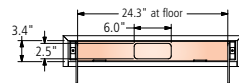
Rectangle Base (Stone tables only)



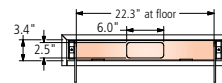
Boat - 72" Wide Tops
Sight Line - 76" & 78" Wide Ends



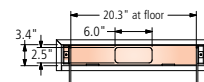
Sight Line - 70" & 72" Wide Ends



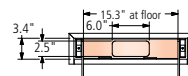
Rectangle & Boat - 60" Wide Tops
Sight Line - 66" & 68" Wide Ends



Rectangle & Boat - 54" Wide Tops
Sight Line - 60" Wide Ends



Rectangle - 42" & 48" Wide Tops
Boat - 40", 44", 48" & 50" Wide Tops
Sight Line - All Narrow Ends and
54", 56" and 58" Wide Ends

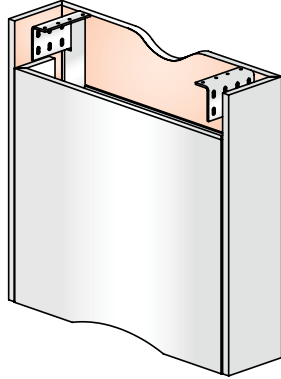


Rectangle - 36" Wide Tops

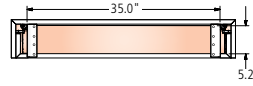
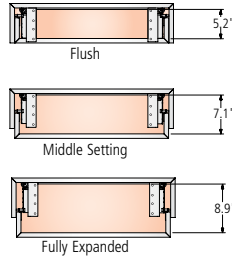


WIRE MANAGEMENT OPENINGS

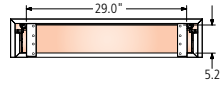
Expandable Rectangle Base - End



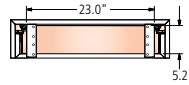
Expandable Rectangle End Bases feature an adjustable inside panel that can be set at one of three positions as shown below.



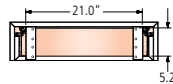
Rectangle & Boat - 72" Wide Tops
Sight Line - 76" & 78" Wide Ends



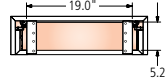
Rectangle - 66" Wide Tops
Sight Line - 70" & 72" Wide Ends



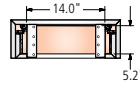
Rectangle & Boat - 60" Wide Tops
Sight Line - 66" & 68" Wide Ends



Rectangle & Boat - 54" Wide Tops
Sight Line - 60" Wide Ends

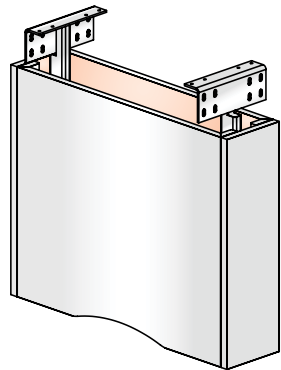


Rectangle - 42" & 48" Wide Tops
Boat - 40", 44", 48" & 50" Wide Tops
Sight Line - All Narrow Ends and
54", 56" and 58" Wide Ends

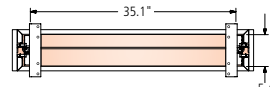
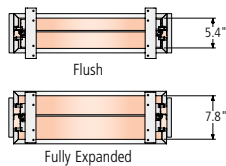


Rectangle - 36" Wide Tops

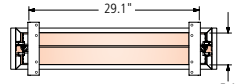
Expandable Rectangle Base - Center



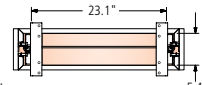
Expandable Rectangle Center Bases feature adjustable panels that can be set at one of two positions as shown below.



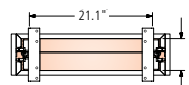
Rectangle & Boat - 72" Wide Tops
Sight Line - 76" & 78" Wide Ends



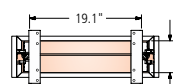
Rectangle - 66" Wide Tops
Sight Line - 70" & 72" Wide Ends



Rectangle & Boat - 60" Wide Tops
Sight Line - 66" & 68" Wide Ends



Rectangle & Boat - 54" Wide Tops
Sight Line - 60" Wide Ends

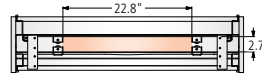
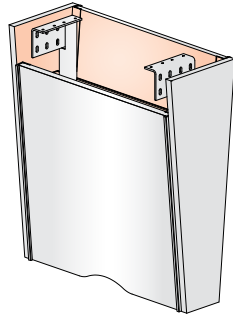


Rectangle - 42" & 48" Wide Tops
Boat - 40", 44", 48" & 50" Wide Tops
Sight Line - All Narrow Ends and
54", 56" and 58" Wide Ends

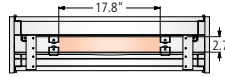


WIRE MANAGEMENT OPENINGS

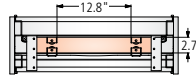
Tapered Base (all table materials, except Stone)



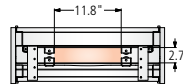
Rectangle & Boat - 72" Wide Tops
Sight Line - 76" & 78" Wide Ends



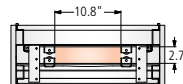
Rectangle - 66" Wide Tops
Sight Line - 70" & 72" Wide Ends



Rectangle & Boat - 60" Wide Tops
Sight Line - 66" & 68" Wide Ends

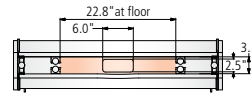
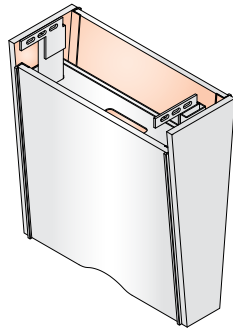


Rectangle & Boat - 54" Wide Tops
Sight Line - 60" Wide Ends

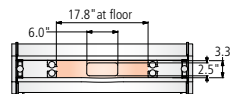


Rectangle - 48" Wide Tops
Boat - 44", 48" & 50" Wide Tops
Sight Line - All Narrow Ends and
54", 56" and 58" Wide Ends

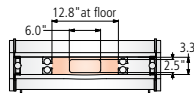
Tapered Base (Stone tables only)



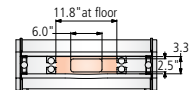
Rectangle & Boat - 72" Wide Tops
Sight Line - 76" & 78" Wide Ends



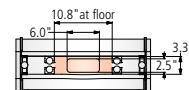
Rectangle - 66" Wide Tops
Sight Line - 70" & 72" Wide Ends



Rectangle & Boat - 60" Wide Tops
Sight Line - 66" & 68" Wide Ends



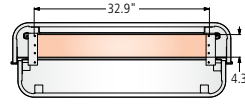
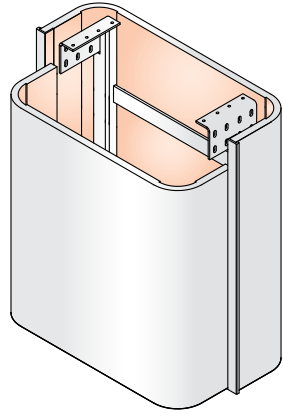
Rectangle & Boat - 54" Wide Tops
Sight Line - 60" Wide Ends



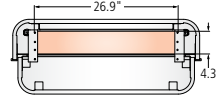
Rectangle - 48" Wide Tops
Boat - 44", 48" & 50" Wide Tops
Sight Line - All Narrow Ends and
54", 56" and 58" Wide Ends

WIRE MANAGEMENT OPENINGS

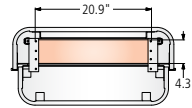
Rounded Rectangle Base - End (all table materials, except Stone)



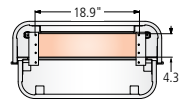
Rectangle & Boat - 72" Wide Tops
Sight Line - 76" & 78" Wide Ends



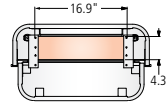
Rectangle - 66" Wide Tops
Sight Line - 70" & 72" Wide Ends



Rectangle & Boat - 60" Wide Tops
Sight Line - 66" & 68" Wide Ends

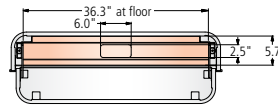
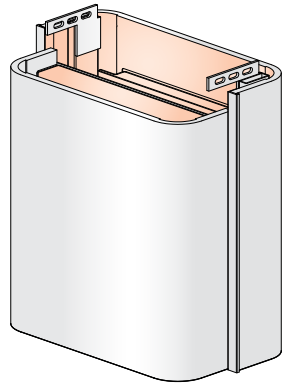


Rectangle & Boat - 54" Wide Tops
Sight Line - 60" Wide Ends

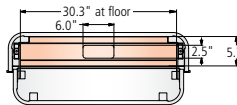


Rectangle - 48" Wide Tops
Boat - 44", 48" & 50" Wide Tops
Sight Line - All Narrow Ends and
54", 56" and 58" Wide Ends

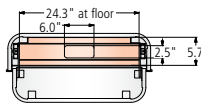
Rounded Rectangle Base - End (Stone tables only)



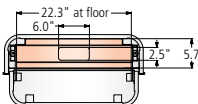
Rectangle & Boat - 72" Wide Tops
Sight Line - 76" & 78" Wide Ends



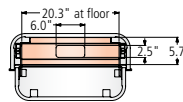
Rectangle - 66" Wide Tops
Sight Line - 70" & 72" Wide Ends



Rectangle & Boat - 60" Wide Tops
Sight Line - 66" & 68" Wide Ends



Rectangle & Boat - 54" Wide Tops
Sight Line - 60" Wide Ends

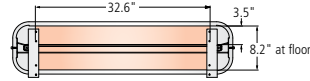
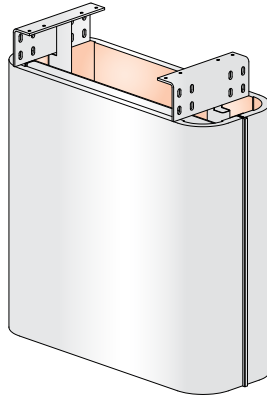


Rectangle - 48" Wide Tops
Boat - 44", 48" & 50" Wide Tops
Sight Line - All Narrow Ends and
54", 56" and 58" Wide Ends

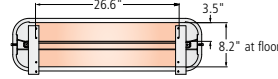


WIRE MANAGEMENT OPENINGS

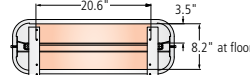
Rounded Rectangle Base - Center (all table materials, except Stone)



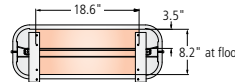
Rectangle & Boat - 72" Wide Tops
Sight Line - 76" & 78" Wide Ends



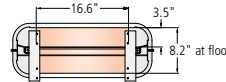
Rectangle - 66" Wide Tops
Sight Line - 70" & 72" Wide Ends



Rectangle & Boat - 60" Wide Tops
Sight Line - 66" & 68" Wide Ends

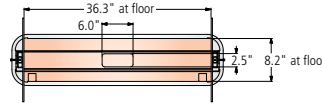
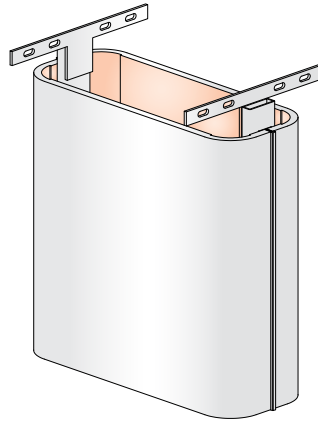


Rectangle & Boat - 54" Wide Tops
Sight Line - 60" Wide Ends

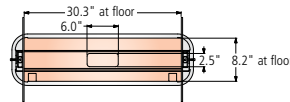


Rectangle - 48" Wide Tops
Boat - 44", 48" & 50" Wide Tops
Sight Line - All Narrow Ends and
54", 56" and 58" Wide Ends

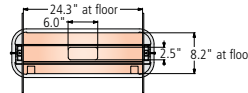
Rounded Rectangle Base - Center (Stone tables only)



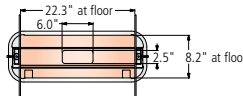
Rectangle & Boat - 72" Wide Tops
Sight Line - 76" & 78" Wide Ends



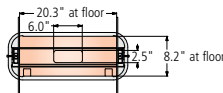
Rectangle - 66" Wide Tops
Sight Line - 70" & 72" Wide Ends



Rectangle & Boat - 60" Wide Tops
Sight Line - 66" & 68" Wide Ends



Rectangle & Boat - 54" Wide Tops
Sight Line - 60" Wide Ends

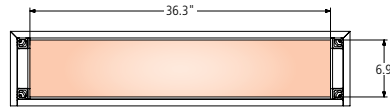
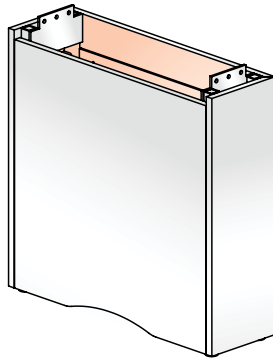


Rectangle - 48" Wide Tops
Boat - 44", 48" & 50" Wide Tops
Sight Line - All Narrow Ends and
54", 56" and 58" Wide Ends

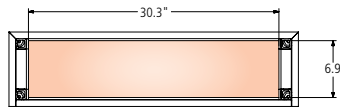


WIRE MANAGEMENT OPENINGS

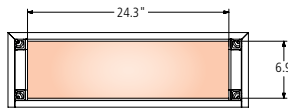
Column Base - End and Center Bases (Available on stone top tables only)



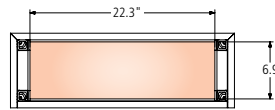
Boat - 72" Wide Tops
Sight Line - 76" & 78" Wide Ends



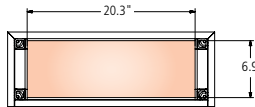
Sight Line - 70" & 72" Wide Ends



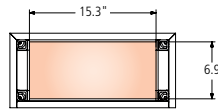
Rectangle & Boat - 60" Wide Tops
Sight Line - 66" & 68" Wide Ends



Rectangle & Boat - 54" Wide Tops
Sight Line - 60" Wide Ends



Rectangle - 42" & 48" Wide Tops
Boat - 40", 44", 48" & 50" Wide Tops
Sight Line - All Narrow Ends and
54", 56" and 58" Wide Ends

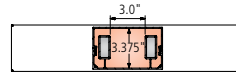


Rectangle - 36" Wide Tops



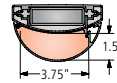
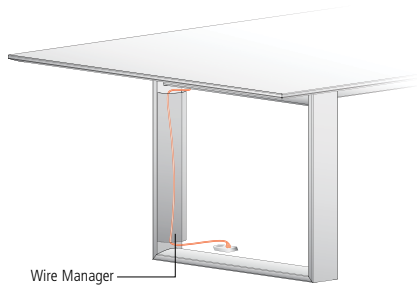
WIRE MANAGEMENT OPENINGS

T-Base



T-Base wire management opening is the same for all Rectangle, Boat & Sight Line tables, regardless of top size

Hoop Base with Wire Manager

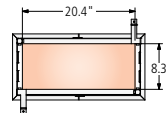
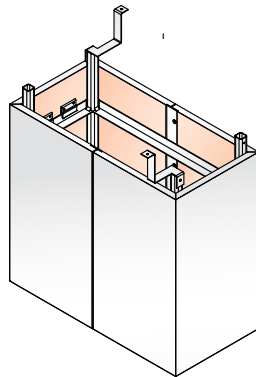


Hoop Base Wire Manager dimensions are the same for all Rectangle, Boat & Sight Line tables, regardless of top size.

Wire Manager attaches to inside of Hoop Base.

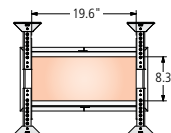
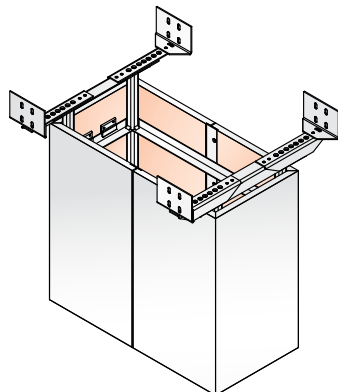
One wire manager included with the Hoop Base table (regardless of table size).

Four Post Base, T-Base and Hoop Base (Non-Structural Support Center Column)



All Tables Up to 144"

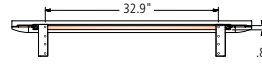
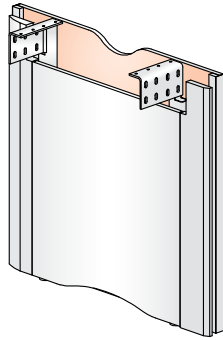
Four Post Base, T-Base and Hoop Base (Structural Support Center Column)



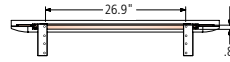
Tables 156" and Larger

WIRE MANAGEMENT OPENINGS

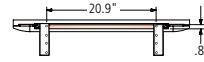
Panel Base - End



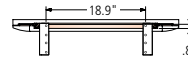
Rectangle & Boat - 72" Wide Tops
Sight Line - 76" & 78" Wide Ends



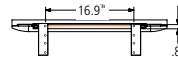
Rectangle - 66" Wide Tops
Sight Line - 70" & 72" Wide Ends



Rectangle & Boat - 60" Wide Tops
Sight Line - 66" & 68" Wide Ends

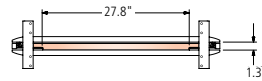
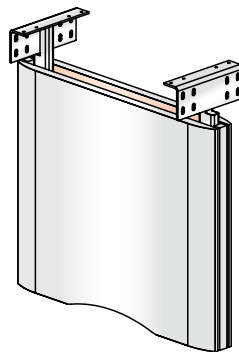


Rectangle & Boat - 54" Wide Tops
Sight Line - 60" Wide Ends

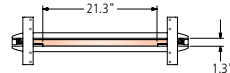


Rectangle - 42" & 48" Wide Tops
Boat - 40", 44", 48" & 50" Wide Tops
Sight Line - All Narrow Ends and
54", 56" and 58" Wide Ends

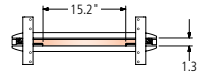
Panel Base - Center



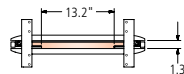
Rectangle & Boat - 72" Wide Tops
Sight Line - 76" & 78" Wide Ends



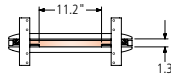
Rectangle - 66" Wide Tops
Sight Line - 70" & 72" Wide Ends



Rectangle & Boat - 60" Wide Tops
Sight Line - 66" & 68" Wide Ends



Rectangle & Boat - 54" Wide Tops
Sight Line - 60" Wide Ends

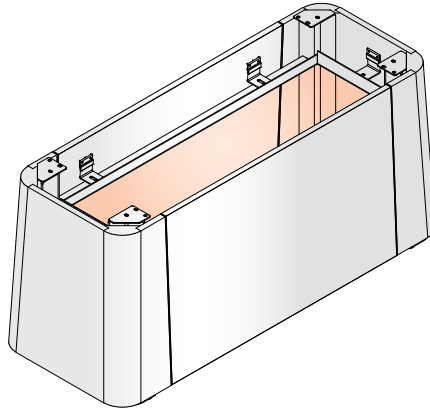


Rectangle - 48" Wide Tops
Boat - 40", 44", 48" & 50" Wide Tops
Sight Line - All Narrow Ends and
54", 56" and 58" Wide Ends

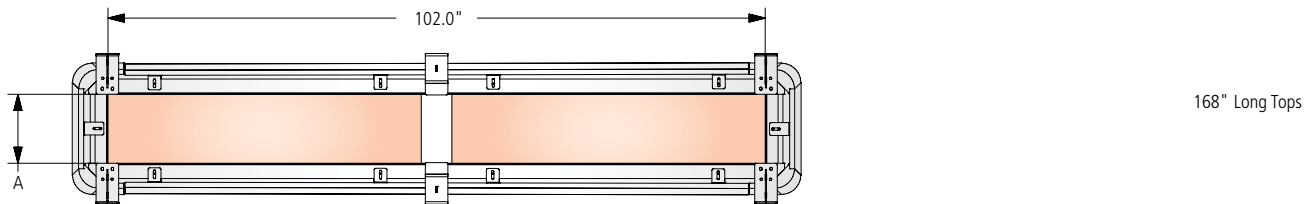
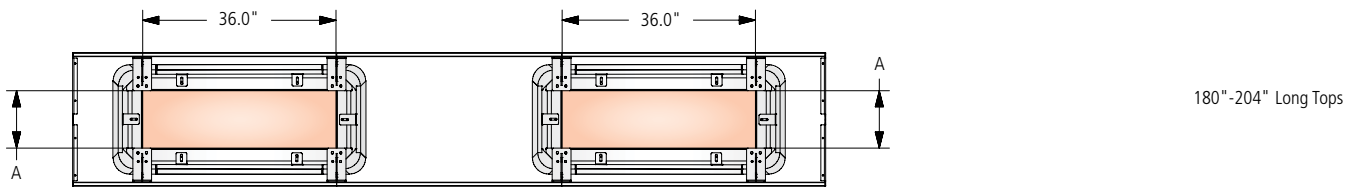
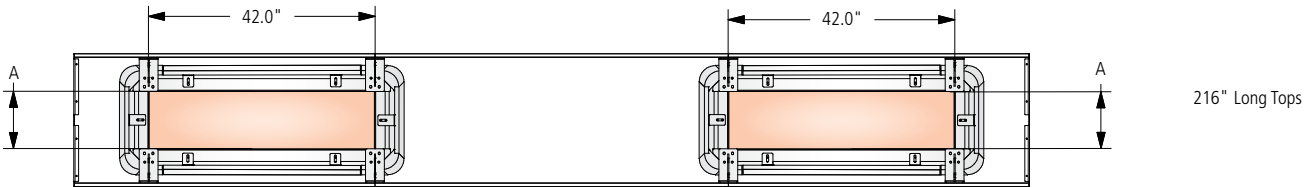
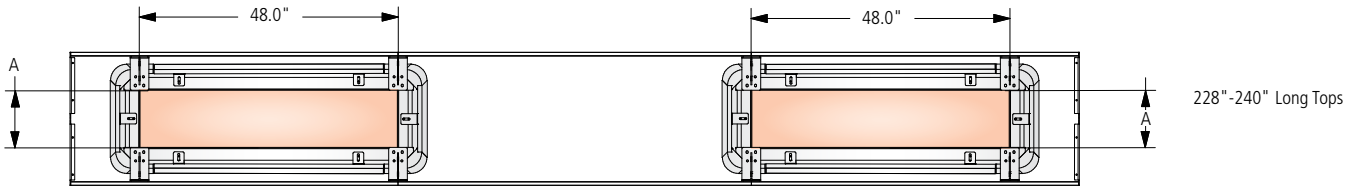


WIRE MANAGEMENT OPENINGS

Island Base

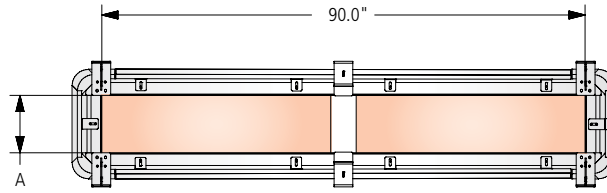


| Top Width | A |
|-----------|------|
| 54 | 10.7 |
| 60 | 14.2 |
| 66 | 16.2 |
| 72 | 22.2 |

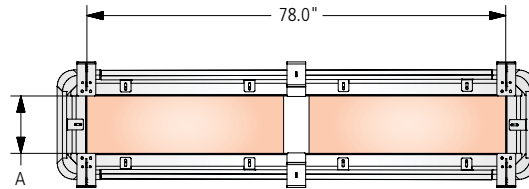


WIRE MANAGEMENT OPENINGS

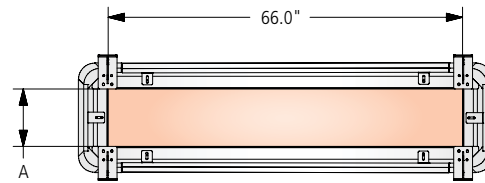
Island Base



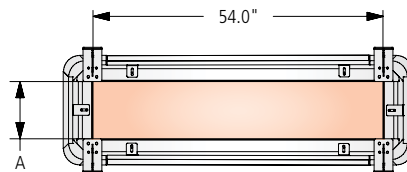
156" Long Tops



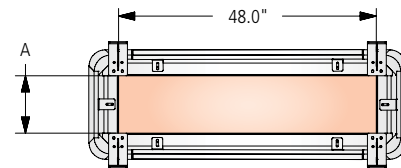
144" Long Tops



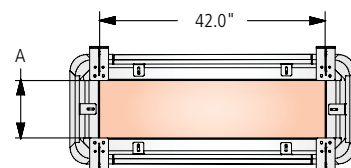
132" Long Tops



120" Long Tops



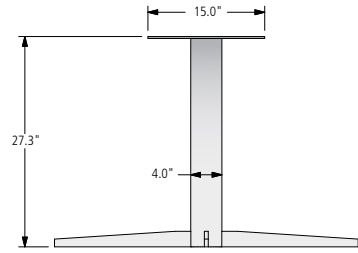
114" Long Tops



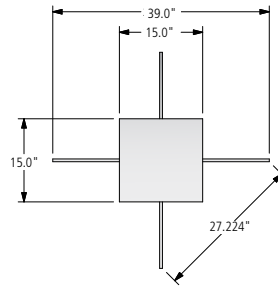
108" Long Tops

BASE DIMENSIONS

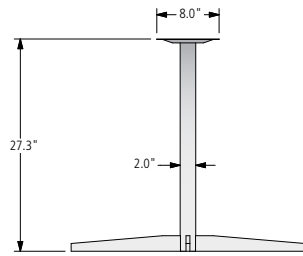
Metal X-Base



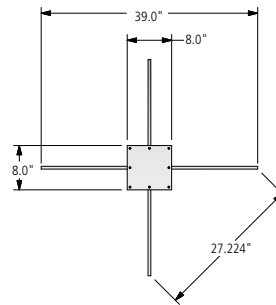
60" Diameter Tops



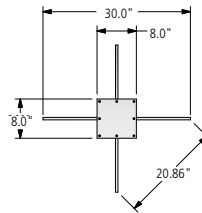
60" Diameter Tops



36", 42", 48" & 54" Diameter Tops



48" & 54" Diameter Tops

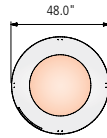
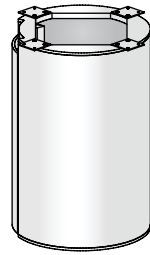


36" & 42" Diameter Tops

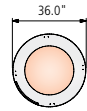


BASE DIMENSIONS

Cylinder Base



84" Diameter Tops



72" Diameter Tops



66" Diameter Tops



60" Diameter Tops



54" Diameter Tops

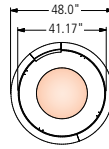
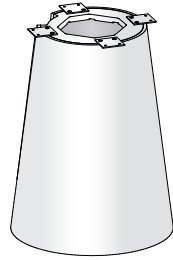


36", 42" & 48" Diameter Tops

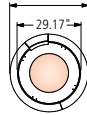


BASE DIMENSIONS

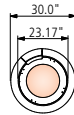
Cone Base



84" Diameter Tops



72" Diameter Tops



66" Diameter Tops



60" Diameter Tops



54" Diameter Tops

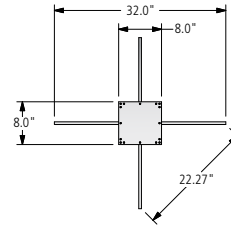
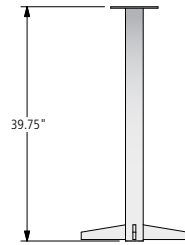


36", 42" & 48" Diameter Tops

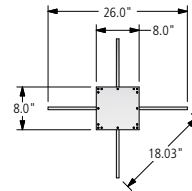


BASE DIMENSIONS

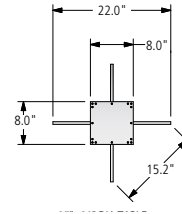
Café Height Base



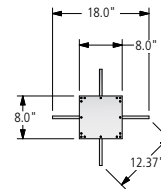
39" & 42" Diameter Tops



33" & 36" Diameter Tops



27" & 30" Diameter Tops

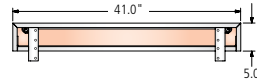
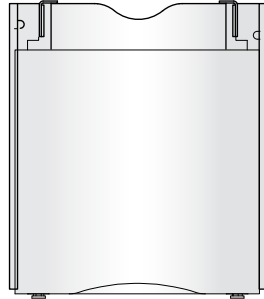


24" Diameter Tops

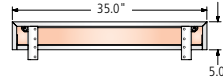


BASE DIMENSIONS

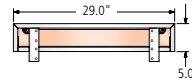
Rectangle Base (All top materials except Stone)



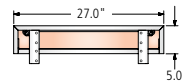
Rectangle & Boat - 72" Wide Tops
Sight Line - 76" & 78" Wide Ends



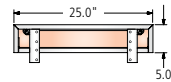
Rectangle - 66" Wide Tops
Sight Line - 70" & 72" Wide Ends



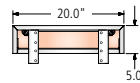
Rectangle & Boat - 60" Wide Tops
Sight Line - 66" & 68" Wide Ends



Rectangle & Boat - 54" Wide Tops
Sight Line - 60" Wide Ends

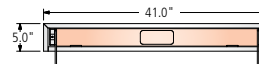
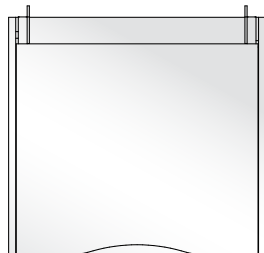


Rectangle - 42" & 48" Wide Tops
Boat - 40", 44", 48" & 50" Wide Tops
Sight Line - All Narrow Ends and
54", 56" and 58" Wide Ends

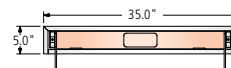


Rectangle - 36" Wide Tops

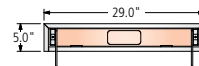
Rectangle Base (Stone tables only)



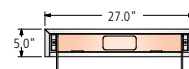
Boat - 72" Wide Tops
Sight Line - 76" & 78" Wide Ends



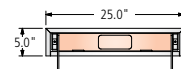
Sight Line - 70" & 72" Wide Ends



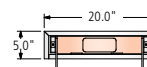
Rectangle & Boat - 60" Wide Tops
Sight Line - 66" & 68" Wide Ends



Rectangle & Boat - 54" Wide Tops
Sight Line - 60" Wide Ends



Rectangle - 42" & 48" Wide Tops
Boat - 40", 44", 48" & 50" Wide Tops
Sight Line - All Narrow Ends and
54", 56" and 58" Wide Ends

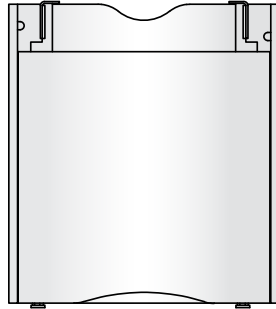


Rectangle - 36" Wide Tops

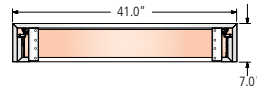
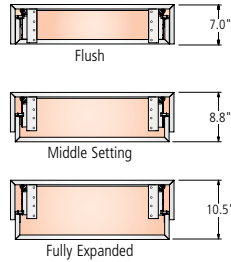


BASE DIMENSIONS

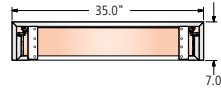
Expandable Rectangle Base - End



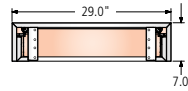
Expandable Rectangle End Bases feature an adjustable inside panel that can be set at one of three positions as shown below.



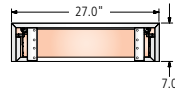
Rectangle & Boat - 72" Wide Tops
Sight Line - 76" & 78" Wide Ends



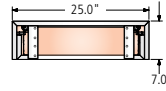
Rectangle - 66" Wide Tops
Sight Line - 70" & 72" Wide Ends



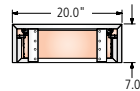
Rectangle & Boat - 60" Wide Tops
Sight Line - 66" & 68" Wide Ends



Rectangle & Boat - 54" Wide Tops
Sight Line - 60" Wide Ends

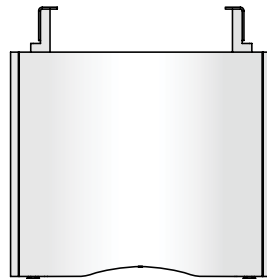


Rectangle - 42" & 48" Wide Tops
Boat - 40", 44", 48" & 50" Wide Tops
Sight Line - All Narrow Ends and
54", 56" and 58" Wide Ends

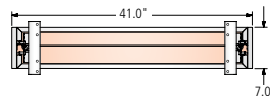
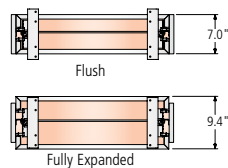


Rectangle - 36" Wide Tops

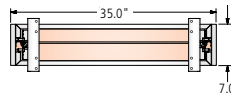
Expandable Rectangle Base - Center



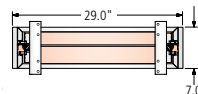
Expandable Rectangle Center Bases feature adjustable panels that can be set at one of two positions as shown below.



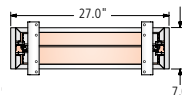
Rectangle & Boat - 72" Wide Tops
Sight Line - 76" & 78" Wide Ends



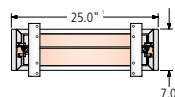
Rectangle - 66" Wide Tops
Sight Line - 70" & 72" Wide Ends



Rectangle & Boat - 60" Wide Tops
Sight Line - 66" & 68" Wide Ends



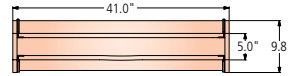
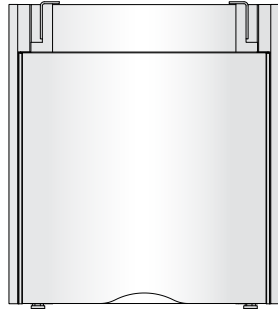
Rectangle & Boat - 54" Wide Tops
Sight Line - 60" Wide Ends



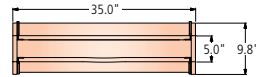
Rectangle - 42" & 48" Wide Tops
Boat - 40", 44", 48" & 50" Wide Tops
Sight Line - All Narrow Ends and
54", 56" and 58" Wide Ends

BASE DIMENSIONS

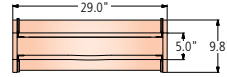
Tapered Base (all table materials, except Stone)



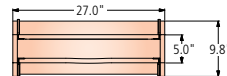
Rectangle & Boat - 72" Wide Tops
Sight Line - 76" & 78" Wide Ends



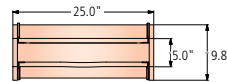
Rectangle - 66" Wide Tops
Sight Line - 70" & 72" Wide Ends



Rectangle & Boat - 60" Wide Tops
Sight Line - 66" & 68" Wide Ends

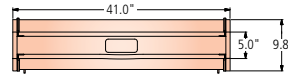



Rectangle & Boat - 54" Wide Tops
Sight Line - 60" Wide Ends

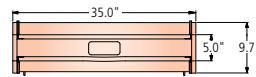


Rectangle - 48" Wide Tops
Boat - 44", 48" & 50" Wide Tops
Sight Line - All Narrow Ends and
54", 56" and 58" Wide Ends

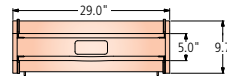
Tapered Base (Stone tables only)



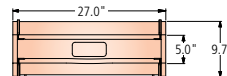
Boat - 72" Wide Tops
Sight Line - 76" & 78" Wide Ends



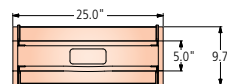
Sight Line - 70" & 72" Wide Ends



Rectangle & Boat - 60" Wide Tops
Sight Line - 66" & 68" Wide Ends



Rectangle & Boat - 54" Wide Tops
Sight Line - 60" Wide Ends

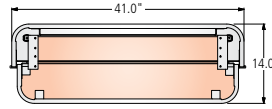
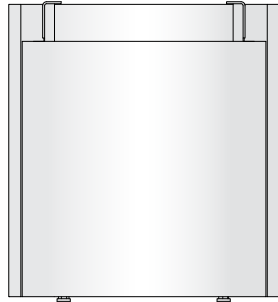


Rectangle - 48" Wide Tops
Boat - 44", 48" & 50" Wide Tops
Sight Line - All Narrow Ends and
54", 56" and 58" Wide Ends

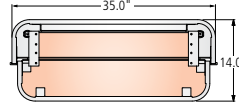


BASE DIMENSIONS

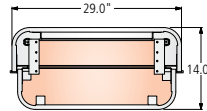
Rounded Rectangle Base - End (all table materials, except Stone)



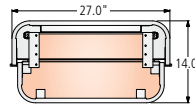
Rectangle & Boat - 72" Wide Tops
Sight Line - 76" & 78" Wide Ends



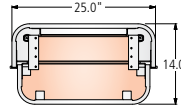
Rectangle - 66" Wide Tops
Sight Line - 70" & 72" Wide Ends



Rectangle & Boat - 60" Wide Tops
Sight Line - 66" & 68" Wide Ends

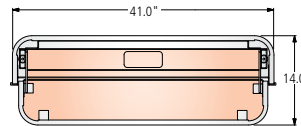
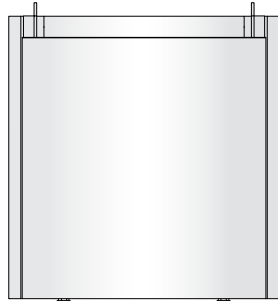


Rectangle & Boat - 54" Wide Tops
Sight Line - 60" Wide Ends

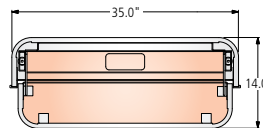


Rectangle - 48" Wide Tops
Boat - 44", 48" & 50" Wide Tops
Sight Line - All Narrow Ends and
54", 56" and 58" Wide Ends

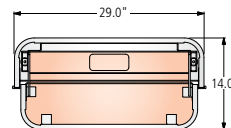
Rounded Rectangle Base - End (Stone tables only)



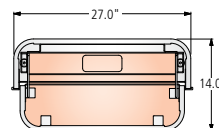
Boat - 72" Wide Tops
Sight Line - 76" & 78" Wide Ends



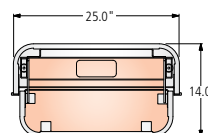
Sight Line - 70" & 72" Wide Ends



Rectangle & Boat - 60" Wide Tops
Sight Line - 66" & 68" Wide Ends



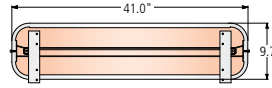
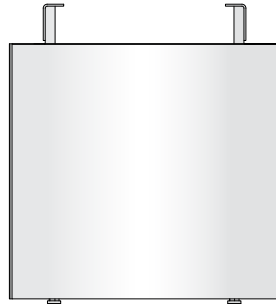
Rectangle & Boat - 54" Wide Tops
Sight Line - 60" Wide Ends



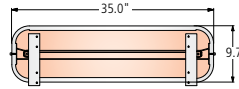
Rectangle - 48" Wide Tops
Boat - 44", 48" & 50" Wide Tops
Sight Line - All Narrow Ends and
54", 56" and 58" Wide Ends

BASE DIMENSIONS

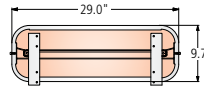
Rounded Rectangle Base - Center (all table materials, except Stone)



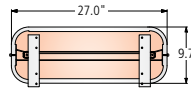
Rectangle & Boat - 72" Wide Tops
Sight Line - 76" & 78" Wide Ends



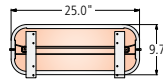
Rectangle - 66" Wide Tops
Sight Line - 70" & 72" Wide Ends



Rectangle & Boat - 60" Wide Tops
Sight Line - 66" & 68" Wide Ends

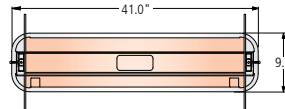
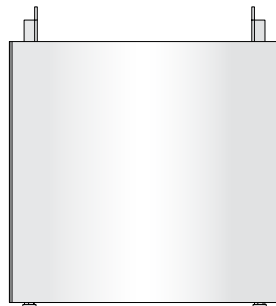


Rectangle & Boat - 54" Wide Tops
Sight Line - 60" Wide Ends

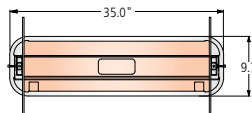


Rectangle - 48" Wide Tops
Boat - 44", 48" & 50" Wide Tops
Sight Line - All Narrow Ends and 54", 56" and 58" Wide Ends

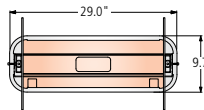
Rounded Rectangle Base - Center (Stone tables only)



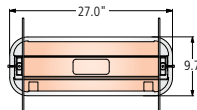
Boat - 72" Wide Tops
Sight Line - 76" & 78" Wide Ends



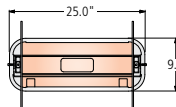
Sight Line - 70" & 72" Wide Ends



Rectangle & Boat - 60" Wide Tops
Sight Line - 66" & 68" Wide Ends



Rectangle & Boat - 54" Wide Tops
Sight Line - 60" Wide Ends

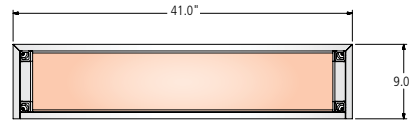
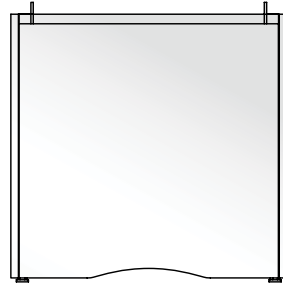


Rectangle - 48" Wide Tops
Boat - 44", 48" & 50" Wide Tops
Sight Line - All Narrow Ends and 54", 56" and 58" Wide Ends

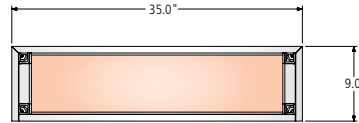


BASE DIMENSIONS

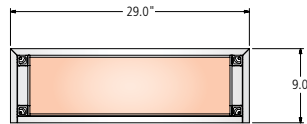
Column Base - End and Center Bases (Available on stone top tables only)



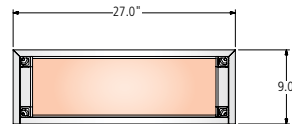
Boat - 72" Wide Tops
Sight Line - 76" & 78" Wide Ends



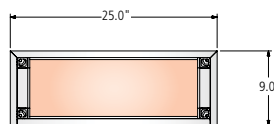
Sight Line - 70" & 72" Wide Ends



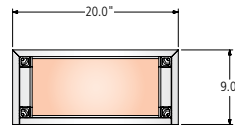
Rectangle & Boat - 60" Wide Tops
Sight Line - 66" & 68" Wide Ends



Rectangle & Boat - 54" Wide Tops
Sight Line - 60" Wide Ends

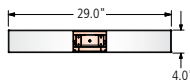
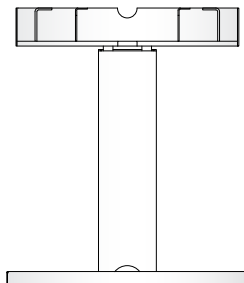


Rectangle - 42" & 48" Wide Tops
Boat - 40", 44", 48" & 50" Wide Tops
Sight Line - All Narrow Ends and
54", 56" and 58" Wide Ends

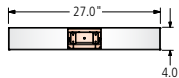


Rectangle - 36" Wide Tops

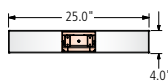
T-Base



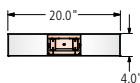
Rectangle & Boat - 60" Wide Tops
Sight Line - 66" & 68" Wide Ends



Rectangle & Boat - 54" Wide Tops
Sight Line - 60" Wide Ends



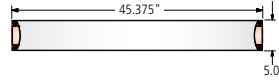
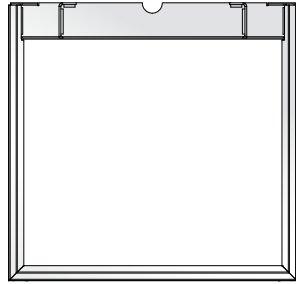
Rectangle - 42" & 48" Wide Tops
Boat - 40", 44", 48" & 50" Wide Tops
Sight Line - All Narrow Ends and
54", 56" and 58" Wide Ends



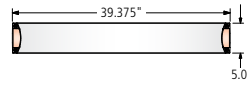
Rectangle - 36" Wide Tops

BASE DIMENSIONS

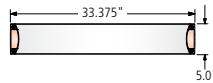
Hoop Base (All top materials except Stone)



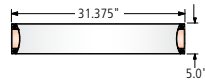
Rectangle & Boat - 72" Wide Tops
Sight Line - 76" & 78" Wide Ends



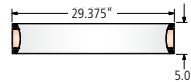
Rectangle - 66" Wide Tops
Sight Line - 70" & 72" Wide Ends



Rectangle & Boat - 60" Wide Tops
Sight Line - 66" & 68" Wide Ends

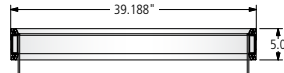



Rectangle & Boat - 54" Wide Tops
Sight Line - 60" Wide Ends

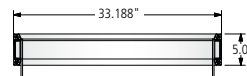


Rectangle - 48" Wide Tops
Boat - 40", 44", 48" & 50" Wide Tops
Sight Line - All Narrow Ends and
54", 56" and 58" Wide Ends

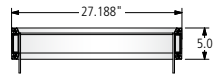
Hoop Base (Stone tables only)



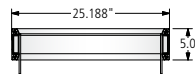
Boat - 72" Wide Tops
Sight Line - 76" & 78" Wide Ends



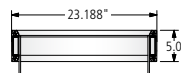
Sight Line - 70" & 72" Wide Ends



Rectangle & Boat - 60" Wide Tops
Sight Line - 66" & 68" Wide Ends



Rectangle & Boat - 54" Wide Tops
Sight Line - 60" Wide Ends

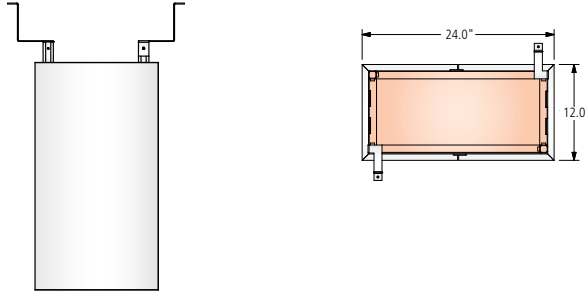


Rectangle - 48" Wide Tops
Boat - 40", 44", 48" & 50" Wide Tops
Sight Line - All Narrow Ends and
54", 56" and 58" Wide Ends



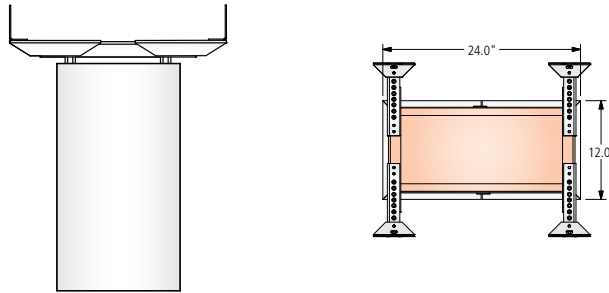
BASE DIMENSIONS

Four Post Base, T-Base and Hoop Base (Non-Structural Support Center Column)



All Tables Up to 144"

Four Post Base, T-Base and Hoop Base (Structural Support Center Column)

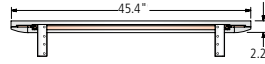
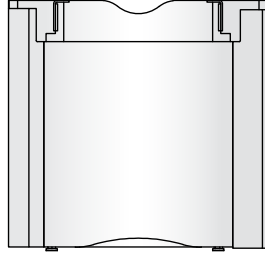


Tables 156" and Larger

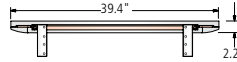


BASE DIMENSIONS

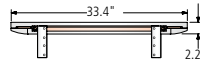
Panel Base - End



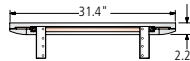
Rectangle & Boat - 72" Wide Tops
Sight Line - 76" & 78" Wide Ends



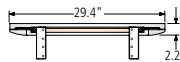
Rectangle - 66" Wide Tops
Sight Line - 70" & 72" Wide Ends



Rectangle & Boat - 60" Wide Tops
Sight Line - 66" & 68" Wide Ends

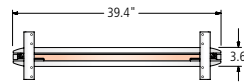
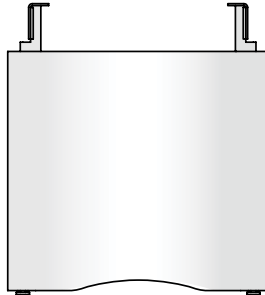


Rectangle & Boat - 54" Wide Tops
Sight Line - 60" Wide Ends

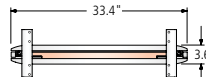


Rectangle - 42" & 48" Wide Tops
Boat - 40", 44", 48" & 50" Wide Tops
Sight Line - All Narrow Ends and
54", 56" and 58" Wide Ends

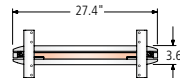
Panel Base - Center



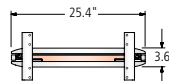
Rectangle & Boat - 72" Wide Tops
Sight Line - 76" & 78" Wide Ends



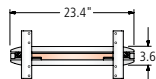
Rectangle - 66" Wide Tops
Sight Line - 70" & 72" Wide Ends



Rectangle & Boat - 60" Wide Tops
Sight Line - 66" & 68" Wide Ends



Rectangle & Boat - 54" Wide Tops
Sight Line - 60" Wide Ends

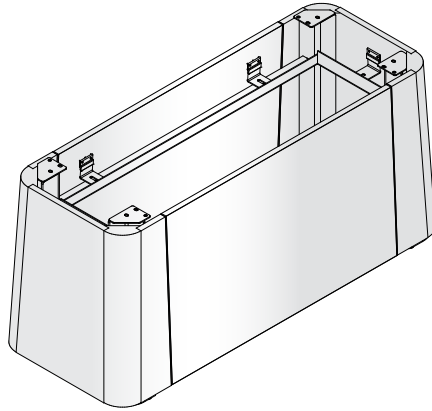


Rectangle - 48" Wide Tops
Boat - 40", 44", 48" & 50" Wide Tops
Sight Line - All Narrow Ends and
54", 56" and 58" Wide Ends

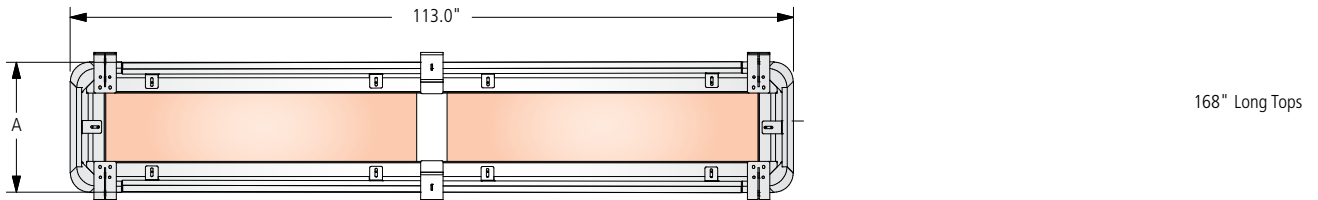
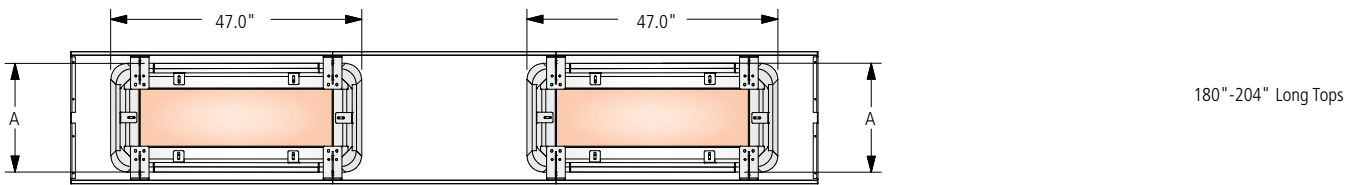
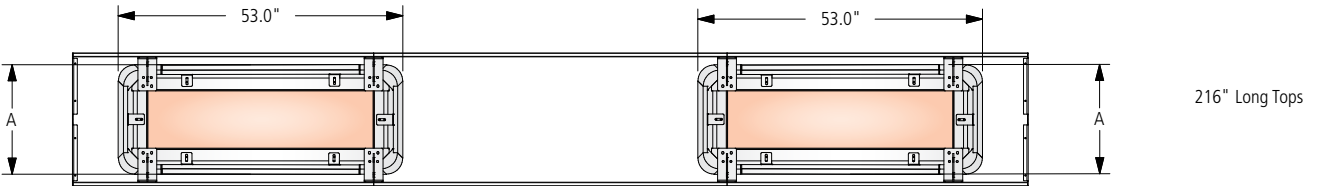
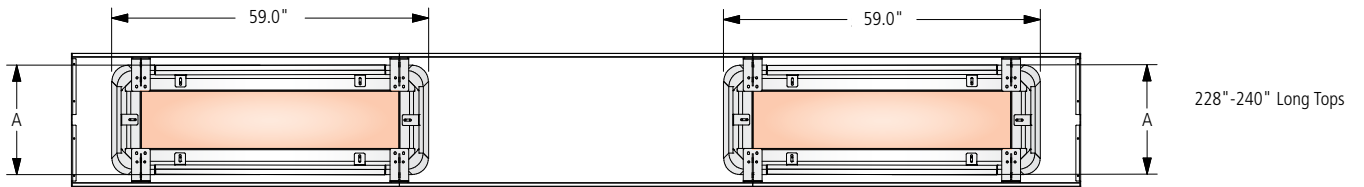


BASE DIMENSIONS

Island Base



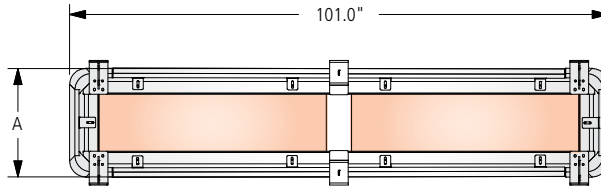
| Top Width | A |
|-----------|------|
| 54 | 20.5 |
| 60 | 24.0 |
| 66 | 26.0 |
| 72 | 32.2 |



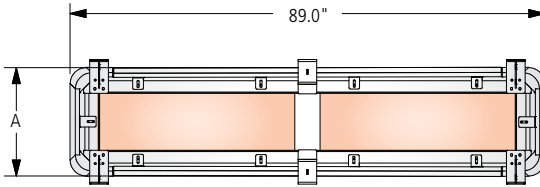


BASE DIMENSIONS

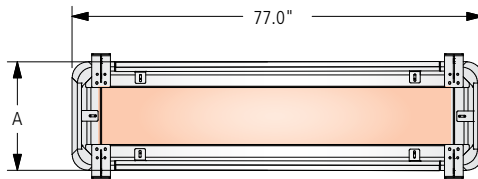
Island Base



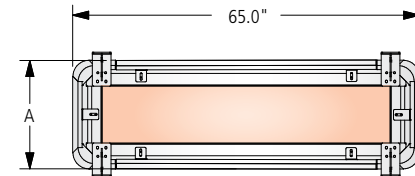
156" Wide Tops



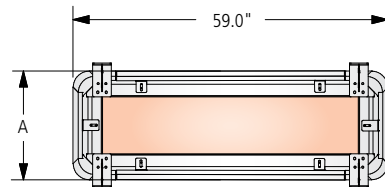
144" Wide Tops



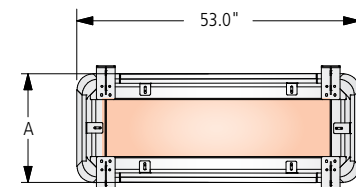
132" Wide Tops



120" Wide Tops

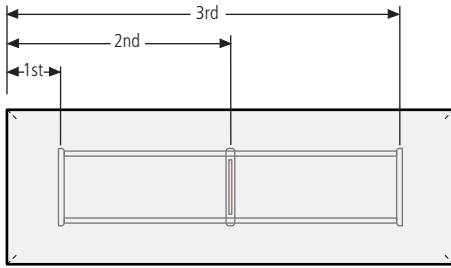


114" Wide Tops



108" Wide Tops

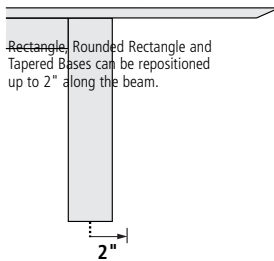
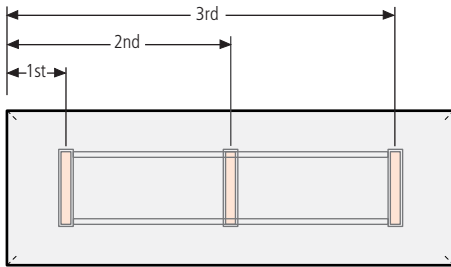
BASE LOCATIONS



PANEL BASE (ALL TABLE SHAPES)

| Table Length | Center of 1st Base | Center of 2nd Base | Center of 3rd Base |
|--------------|--------------------|--------------------|--------------------|
| 72 | - | - | - |
| 78 | - | - | - |
| 84 | 19 | 65 | - |
| 90 | 19 | 71 | - |
| 96 | 19 | 77 | - |
| 102 | 19 | 83 | - |
| 108 | 19 | 89 | - |
| 114 | 19 | 95 | - |
| 120 | 19 | 101 | - |
| 132 | 19 | 113 | - |
| 144 | 19 | 125 | - |
| 156 | 19 | 78 | 137 |
| 168 | 19 | 84 | 149 |
| 180 | 19 | 90 | 161 |
| 192 | 19 | 96 | 173 |
| 204 | 19 | 102 | 185 |
| 216 | 19 | 108 | 197 |
| 228 | 19 | 114 | 209 |
| 240 | 19 | 120 | 221 |

*Panel Base will not fit over a floor core.



RECTANGLE AND TAPERED BASES (ALL TABLE SHAPES)

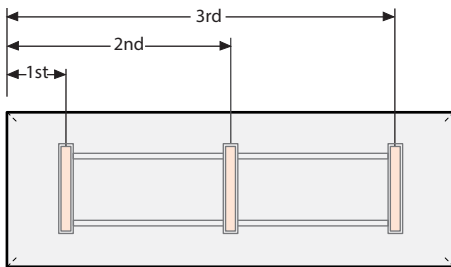
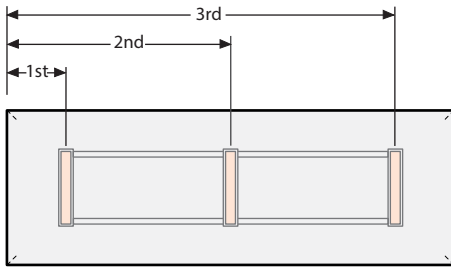
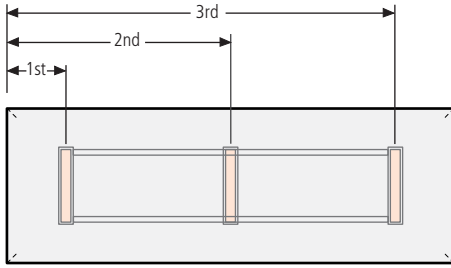
| Table Length | Center of 1st Base | Center of 2nd Base | Center of 3rd Base |
|--------------|--------------------|--------------------|--------------------|
| 72 | 20.5 | 51.5 | - |
| 78 | 20.5 | 57.5 | - |
| 84 | 20.5 | 63.5 | - |
| 90 | 20.5 | 69.5 | - |
| 96 | 20.5 | 75.5 | - |
| 102 | 20.5 | 81.5 | - |
| 108 | 20.5 | 87.5 | - |
| 114 | 20.5 | 93.5 | - |
| 120 | 20.5 | 99.5 | - |
| 132 | 20.5 | 111.5 | - |
| 144 | 20.5 | 123.5 | - |
| 156 | 20.5 | 78 | 135.5 |
| 168 | 20.5 | 84 | 147.5 |
| 180 | 20.5 | 90 | 159.5 |
| 192 | 20.5 | 96 | 171.5 |
| 204 | 20.5 | 102 | 183.5 |
| 216 | 20.5 | 108 | 195.5 |
| 228 | 20.5 | 114 | 207.5 |
| 240 | 20.5 | 120 | 219.5 |

EXPANDABLE RECTANGLE BASE (CLOSED POSITION / ALL TABLE SHAPES)

| Table Length | Center of 1st Base | Center of 2nd Base | Center of 3rd Base |
|--------------|--------------------|--------------------|--------------------|
| 72 | 21.5 | 50.5 | - |
| 78 | 21.5 | 56.5 | - |
| 84 | 21.5 | 62.5 | - |
| 90 | 21.5 | 68.5 | - |
| 96 | 21.5 | 74.5 | - |
| 102 | 21.5 | 80.5 | - |
| 108 | 21.5 | 86.5 | - |
| 114 | 21.5 | 92.5 | - |
| 120 | 21.5 | 98.5 | - |
| 132 | 21.5 | 110.5 | - |
| 144 | 21.5 | 122.5 | - |
| 156 | 21.5 | 78 | 134.5 |
| 168 | 21.5 | 84 | 146.5 |
| 180 | 21.5 | 90 | 158.5 |
| 192 | 21.5 | 96 | 170.5 |
| 204 | 21.5 | 102 | 182.5 |
| 216 | 21.5 | 108 | 194.5 |
| 228 | 21.5 | 114 | 206.5 |
| 240 | 21.5 | 120 | 218.5 |



BASE LOCATIONS



ROUNDED RECTANGLE BASES (NON-STONE TOPS / ALL TABLE SHAPES)

| Table Length | Center of 1st Base | Center of 2nd Base | Center of 3rd Base |
|--------------|--------------------|--------------------|--------------------|
| 72 | 24 | 48 | - |
| 78 | 24 | 54 | - |
| 84 | 24 | 60 | - |
| 90 | 24 | 66 | - |
| 96 | 24 | 72 | - |
| 102 | 24 | 78 | - |
| 108 | 24 | 84 | - |
| 114 | 24 | 90 | - |
| 120 | 24 | 96 | - |
| 132 | 24 | 108 | - |
| 144 | 24 | 120 | - |
| 156 | 24 | 78 | 132 |
| 168 | 24 | 84 | 144 |
| 180 | 24 | 90 | 156 |
| 192 | 24 | 96 | 168 |
| 204 | 24 | 102 | 180 |
| 216 | 24 | 108 | 192 |
| 228 | 24 | 114 | 204 |
| 240 | 24 | 120 | 216 |

T-BASE (ALL TABLE SHAPES)

| Table Length | Center of 1st Base | Center of 2nd Base | Center of 3rd Base |
|--------------|--------------------|--------------------|--------------------|
| 72 | 16.5 | 55.5 | - |
| 78 | 16.5 | 61.5 | - |
| 84 | 20.5 | 63.5 | - |
| 90 | 20.5 | 69.5 | - |
| 96 | 20.5 | 75.5 | - |
| 102 | 20.5 | 81.5 | - |
| 108 | 20.5 | 87.5 | - |
| 114 | 20.5 | 93.5 | - |
| 120 | 20.5 | 99.5 | - |
| 132 | 20.5 | 66 | 111.5 |
| 144 | 20.5 | 72 | 123.5 |
| 156 | 20.5 | 78 | 135.5 |
| 168 | 20.5 | 84 | 147.5 |
| 180 | 20.5 | 90 | 159.5 |
| 192 | 20.5 | 96 | 171.5 |
| 204 | 20.5 | 102 | 183.5 |
| 216 | 20.5 | 108 | 195.5 |
| 228 | 20.5 | 83.5 | 144.5 |
| 240 | 20.5 | 87.5 | 152.5 |

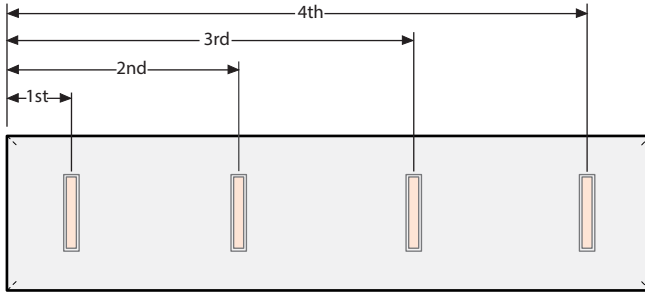
HOOP BASE (ALL TABLE SHAPES)

| Table Length | Center of 1st Base | Center of 2nd Base | Center of 3rd Base |
|--------------|--------------------|--------------------|--------------------|
| 72 | - | - | - |
| 78 | - | - | - |
| 84 | 20.375 | 63.625 | - |
| 90 | 20.375 | 69.625 | - |
| 96 | 20.375 | 75.625 | - |
| 102 | 20.375 | 81.625 | - |
| 108 | 20.375 | 87.625 | - |
| 114 | 20.375 | 93.625 | - |
| 120 | 20.375 | 99.625 | - |
| 132 | 20.375 | 111.625 | - |
| 144 | 20.375 | 123.625 | - |
| 156 | 21.375 | 78 | 134.625 |
| 168 | 21.375 | 84 | 146.625 |
| 180 | 21.375 | 90 | 158.625 |
| 192 | 21.375 | 96 | 170.625 |
| 204 | 21.375 | 102 | 182.625 |
| 216 | 20.375 | 108 | 195.625 |
| 228 | 21.375 | 114 | 206.625 |
| 240 | 20.375 | 120 | 219.625 |

*Hoop Base will not fit over a floor core.

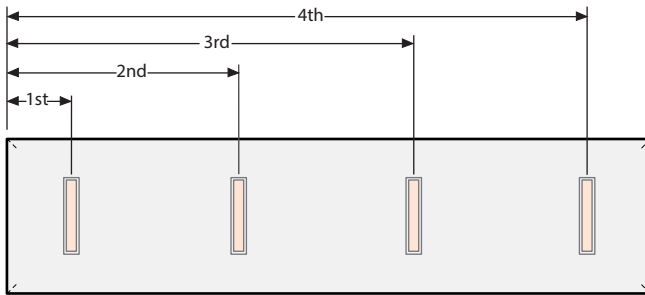


BASE LOCATIONS



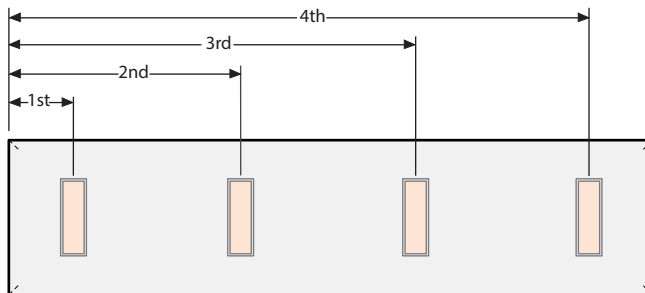
RECTANGLE AND TAPERED BASES (STONE TOP TABLES ONLY / ALL TABLE SHAPES)

| Table Length | Center of 1st Base | Center of 2nd Base | Center of 3rd Base | Center of 4th Base |
|--------------|--------------------|--------------------|--------------------|--------------------|
| 84 | 20.5 | 63.5 | - | - |
| 90 | 20.5 | 69.5 | - | - |
| 96 | 20.5 | 75.5 | - | - |
| 102 | 20.5 | 81.5 | - | - |
| 108 | 20.5 | 87.5 | - | - |
| 114 | 20.5 | 93.5 | - | - |
| 120 | 20.5 | 99.5 | - | - |
| 132 | 20.5 | 66 | 111.5 | - |
| 144 | 20.5 | 72 | 123.5 | - |
| 156 | 20.5 | 78 | 135.5 | - |
| 168 | 20.5 | 84 | 147.5 | - |
| 180 | 20.5 | 90 | 159.5 | - |
| 192 | 20.5 | 96 | 171.5 | - |
| 204 | 20.5 | 102 | 183.5 | - |
| 216 | 20.5 | 108 | 195.5 | - |
| 228 | 20.5 | 83.5 | 144.5 | 207.5 |
| 240 | 20.5 | 87.5 | 152.5 | 219.5 |



ROUNDED RECTANGLE BASES (STONE TOP TABLES ONLY / ALL TABLE SHAPES)

| Table Length | Center of 1st Base | Center of 2nd Base | Center of 3rd Base | Center of 4th Base |
|--------------|--------------------|--------------------|--------------------|--------------------|
| 84 | 24 | 60 | - | - |
| 102 | 24 | 78 | - | - |
| 108 | 24 | 84 | - | - |
| 120 | 24 | 96 | - | - |
| 144 | 24 | 78 | 120 | - |
| 156 | 24 | 78 | 132 | - |
| 168 | 24 | 84 | 144 | - |
| 180 | 24 | 90 | 156 | - |
| 192 | 24 | 96 | 168 | - |
| 204 | 24 | 102 | 180 | - |
| 216 | 24 | 108 | 192 | - |
| 228 | 24 | 83.5 | 144.5 | 204 |
| 240 | 24 | 87.5 | 152.5 | 216 |

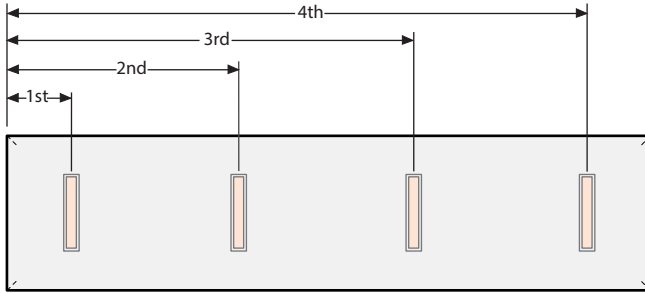


COLUMN BASE (STONE TOP TABLES ONLY / ALL TABLE SHAPES)

| Table Length | Center of 1st Base | Center of 2nd Base | Center of 3rd Base | Center of 4th Base |
|--------------|--------------------|--------------------|--------------------|--------------------|
| 84 | 22.5 | 61.5 | - | - |
| 90 | 22.5 | 67.5 | - | - |
| 96 | 22.5 | 73.5 | - | - |
| 102 | 22.5 | 79.5 | - | - |
| 108 | 22.5 | 85.5 | - | - |
| 114 | 22.5 | 91.5 | - | - |
| 120 | 22.5 | 97.5 | - | - |
| 132 | 22.5 | 66 | 109.5 | - |
| 144 | 22.5 | 72 | 121.5 | - |
| 156 | 22.5 | 78 | 133.5 | - |
| 168 | 22.5 | 84 | 145.5 | - |
| 180 | 22.5 | 90 | 157.5 | - |
| 192 | 22.5 | 96 | 169.5 | - |
| 204 | 22.5 | 102 | 181.5 | - |
| 216 | 22.5 | 108 | 193.5 | - |
| 228 | 22.5 | 83.5 | 114.5 | 205.5 |
| 240 | 22.5 | 87.5 | 152.5 | 217.5 |



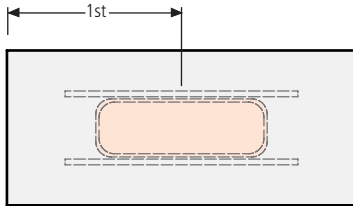
BASE LOCATIONS



HOOP BASE (STONE TOP TABLES ONLY / ALL TABLE SHAPES)

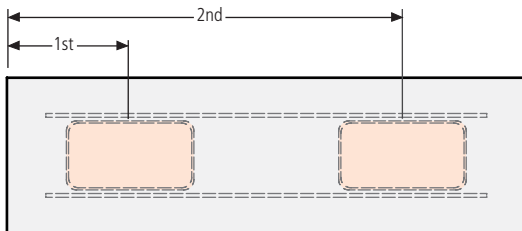
| Table Length | Center of 1st Base | Center of 2nd Base | Center of 3rd Base | Center of 4th Base |
|--------------|--------------------|--------------------|--------------------|--------------------|
| 84 | 21 | 63 | - | - |
| 90 | 21 | 69 | - | - |
| 96 | 21 | 75 | - | - |
| 102 | 21 | 81 | - | - |
| 108 | 21 | 87 | - | - |
| 114 | 21 | 93 | - | - |
| 120 | 21 | 99 | - | - |
| 132 | 21 | 66 | 111 | - |
| 144 | 21 | 72 | 123 | - |
| 156 | 21 | 78 | 135 | - |
| 168 | 21 | 84 | 147 | - |
| 180 | 21 | 90 | 159 | - |
| 192 | 21 | 96 | 171 | - |
| 204 | 21 | 102 | 183 | - |
| 216 | 21 | 108 | 195 | - |
| 228 | 21 | 83.5 | 144.5 | 207 |
| 240 | 21 | 87.5 | 152.5 | 219 |

*Hoop Base will not fit over a floor core.



ISLAND BASE (RECTANGLE AND RADIUS RECTANGLE)

| Table Length | Center of 1st Base |
|--------------|--------------------|
| 108 | 54 |
| 114 | 57 |
| 120 | 60 |
| 132 | 66 |
| 144 | 72 |
| 156 | 78 |
| 168 | 84 |

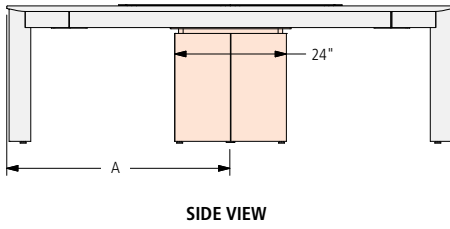


ISLAND BASE (RECTANGLE AND RADIUS RECTANGLE)

| Table Length | Center of 1st Base | Center of 2nd Base |
|--------------|--------------------|--------------------|
| 80 | 51 | 129 |
| 192 | 51 | 141 |
| 204 | 51 | 153 |
| 216 | 54 | 162 |
| 228 | 57 | 171 |
| 240 | 57 | 183 |

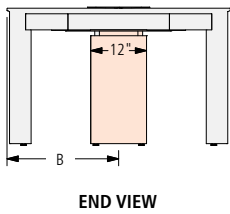


BASE LOCATIONS



CENTER COLUMN BASE LOCATION (ALL TABLE SHAPES)

| Table Length | A |
|--------------|-----|
| 72 | 36 |
| 78 | 39 |
| 84 | 42 |
| 90 | 45 |
| 96 | 48 |
| 102 | 51 |
| 108 | 54 |
| 114 | 57 |
| 120 | 60 |
| 132 | 66 |
| 144 | 72 |
| 156 | 78 |
| 168 | 84 |
| 180 | 90 |
| 192 | 96 |
| 204 | 102 |
| 216 | 108 |
| 228 | 114 |
| 240 | 120 |



CENTER COLUMN BASE LOCATION (ALL TABLE SHAPES)

| Table Length | B |
|--------------|----|
| 42 | 21 |
| 48 | 24 |
| 54 | 27 |
| 60 | 30 |
| 66 | 33 |
| 72 | 36 |



VENEER TOP WITH HARDWOOD EDGE / METAL DOOR POWER ISLAND



FLOW XT RECTANGLE TOP

BASE KEY

| | | | | | |
|----|------------------------------|----|--|----|---------------------------|
| PP | Painted Panel | TB | Metal T-Base | VP | Veneer Panel |
| PR | Painted Rectangle | P4 | Metal Four Post with Painted Center Column | VR | Veneer Rectangle |
| PX | Painted Expandable Rectangle | V4 | Metal Four Post with Veneer Center Column | VX | Veneer Expanded Rectangle |
| | | HP | Metal Hoop | | |

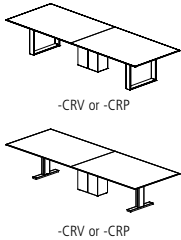
RECTANGLE TABLES

| MODEL # | L x W | BASE QTY | TOP SECTIONS | SEATING CAPACITY | -PP | -PR | -PX | -TB | -P4 | -V4 | -HP | -VP | -VR | -VX |
|--------------|----------|----------|--------------|------------------|--------|--------|--------|--------|--------|--------|--------|--------|--------|--------|
| FWXT-9642-V | 96 x 42 | 2 | 2 | 8 | - | 25,907 | 26,407 | 25,125 | 25,907 | 26,407 | - | - | 26,407 | 26,936 |
| FWXT-9648-V | 96 x 48 | 2 | 2 | 8 | 25,284 | 26,669 | 27,187 | 25,860 | 26,669 | 27,187 | 27,187 | 25,853 | 27,187 | 27,734 |
| FWXT-10242-V | 102 x 42 | 2 | 2 | 8 | - | 27,710 | 28,238 | 26,884 | 27,710 | 28,238 | - | - | 28,238 | 28,796 |
| FWXT-10248-V | 102 x 48 | 2 | 2 | 8 | 27,091 | 28,553 | 29,100 | 27,699 | 28,553 | 29,100 | 29,100 | 27,692 | 29,100 | 29,677 |
| FWXT-10842-V | 108 x 42 | 2 | 2 | 10 | - | 29,027 | 29,556 | 28,202 | 29,027 | 29,556 | - | - | 29,556 | 30,113 |
| FWXT-10848-V | 108 x 48 | 2 | 2 | 10 | 28,448 | 29,910 | 30,457 | 29,056 | 29,910 | 30,457 | 30,457 | 29,048 | 30,457 | 31,034 |
| FWXT-10854-V | 108 x 54 | 2 | 2 | 12 | 29,426 | 30,953 | 31,524 | 30,061 | 30,953 | 31,524 | 31,524 | 30,053 | 31,524 | 32,126 |
| FWXT-11442-V | 114 x 42 | 2 | 2 | 10 | - | 30,869 | 31,425 | 29,999 | 30,869 | 31,425 | - | - | 31,425 | 32,012 |
| FWXT-11448-V | 114 x 48 | 2 | 2 | 10 | 30,300 | 31,839 | 32,414 | 30,940 | 31,839 | 32,414 | 32,414 | 30,931 | 32,414 | 33,021 |
| FWXT-11454-V | 114 x 54 | 2 | 2 | 12 | 31,375 | 32,983 | 33,583 | 32,044 | 32,983 | 33,583 | 33,583 | 32,035 | 33,583 | 34,218 |
| FWXT-12042-V | 120 x 42 | 2 | 2 | 10 | - | 32,199 | 32,755 | 31,330 | 32,199 | 32,755 | - | - | 32,755 | 33,342 |
| FWXT-12048-V | 120 x 48 | 2 | 2 | 10 | 31,671 | 33,210 | 33,785 | 32,311 | 33,210 | 33,785 | 33,785 | 32,302 | 33,785 | 34,392 |
| FWXT-12054-V | 120 x 54 | 2 | 2 | 12 | 32,793 | 34,401 | 35,001 | 33,461 | 34,401 | 35,001 | 35,001 | 33,453 | 35,001 | 35,636 |
| FWXT-13248-V | 132 x 48 | 2 | 2 | 10 | 34,863 | 36,467 | 37,066 | 35,530 | 36,467 | 37,066 | 37,066 | 35,522 | 37,066 | 37,698 |
| FWXT-13254-V | 132 x 54 | 2 | 2 | 12 | 36,131 | 37,805 | 38,431 | 36,827 | 37,805 | 38,431 | 38,431 | 36,818 | 38,431 | 39,092 |
| FWXT-14448-V | 144 x 48 | 2 | 2 | 12 | 38,106 | 39,774 | 40,397 | 38,800 | 39,774 | 40,397 | 40,397 | 38,791 | 40,397 | 41,055 |
| FWXT-14454-V | 144 x 54 | 2 | 2 | 14 | 39,524 | 41,265 | 41,916 | 40,248 | 41,265 | 41,916 | 41,916 | 40,239 | 41,916 | 42,603 |
| FWXT-14460-V | 144 x 60 | 2 | 2 | 14 | 41,172 | 43,006 | 43,691 | 41,935 | 43,006 | 43,691 | 43,691 | 41,925 | 43,691 | 44,415 |
| FWXT-15654-V | 156 x 54 | 3 | 2 | 14 | 45,166 | 47,805 | 48,791 | 46,263 | 47,805 | 48,791 | 48,791 | 46,249 | 48,791 | 49,832 |
| FWXT-15660-V | 156 x 60 | 3 | 2 | 14 | 47,086 | 49,866 | 50,904 | 48,242 | 49,866 | 50,904 | 50,904 | 48,227 | 50,904 | 52,001 |
| FWXT-15666-V | 156 x 66 | 3 | 3 | 14 | 52,080 | 55,027 | 56,129 | - | 55,027 | 56,129 | 56,129 | 53,290 | 56,129 | 57,292 |
| FWXT-16854-V | 168 x 54 | 3 | 2 | 16 | 48,163 | 50,801 | 51,788 | 49,260 | 50,801 | 51,788 | 51,788 | 49,246 | 51,788 | 52,829 |
| FWXT-16860-V | 168 x 60 | 3 | 2 | 16 | 50,206 | 52,985 | 54,023 | 51,361 | 52,985 | 54,023 | 54,023 | 51,346 | 54,023 | 55,120 |
| FWXT-16866-V | 168 x 66 | 3 | 3 | 16 | 55,514 | 58,462 | 59,563 | - | 58,462 | 59,563 | 59,563 | 56,724 | 59,563 | 60,727 |
| FWXT-18054-V | 180 x 54 | 3 | 2 | 16 | 51,160 | 53,798 | 54,784 | 52,257 | 53,798 | 54,784 | 54,784 | 52,243 | 54,784 | 55,826 |
| FWXT-18060-V | 180 x 60 | 3 | 2 | 16 | 53,325 | 56,104 | 57,142 | 54,480 | 56,104 | 57,142 | 57,142 | 54,466 | 57,142 | 58,239 |
| FWXT-18066-V | 180 x 66 | 3 | 3 | 16 | 58,947 | 61,895 | 62,996 | - | 61,895 | 62,996 | 62,996 | 60,157 | 62,996 | 64,160 |
| FWXT-19254-V | 192 x 54 | 3 | 2 | 18 | 54,157 | 56,796 | 57,782 | 55,255 | 56,796 | 57,782 | 57,782 | 55,241 | 57,782 | 58,824 |
| FWXT-19260-V | 192 x 60 | 3 | 2 | 18 | 56,445 | 59,224 | 60,262 | 57,600 | 59,224 | 60,262 | 60,262 | 57,586 | 60,262 | 61,359 |
| FWXT-19266-V | 192 x 66 | 3 | 3 | 18 | 62,383 | 65,330 | 66,432 | - | 65,330 | 66,432 | 66,432 | 63,593 | 66,432 | 67,595 |
| FWXT-19272-V | 192 x 72 | 3 | 3 | 18 | 63,944 | 66,891 | 67,993 | - | 66,891 | 67,993 | 67,993 | 65,154 | 67,993 | 69,156 |
| FWXT-20454-V | 204 x 54 | 3 | 2 | 18 | 57,994 | 60,740 | 61,766 | 59,135 | 60,740 | 61,766 | 61,766 | 59,121 | 61,766 | 62,850 |
| FWXT-20460-V | 204 x 60 | 3 | 2 | 18 | 60,501 | 63,393 | 64,474 | 61,704 | 63,393 | 64,474 | 64,474 | 61,688 | 64,474 | 65,615 |
| FWXT-20466-V | 204 x 66 | 3 | 3 | 18 | 67,008 | 70,075 | 71,221 | - | 70,075 | 71,221 | 71,221 | 68,267 | 71,221 | 72,432 |
| FWXT-20472-V | 204 x 72 | 3 | 3 | 18 | 68,734 | 71,801 | 72,947 | - | 71,801 | 72,947 | 72,947 | 69,993 | 72,947 | 74,158 |
| FWXT-21654-V | 216 x 54 | 3 | 2 | 20 | 61,571 | 64,384 | 65,435 | 62,741 | 64,384 | 65,435 | 65,435 | 62,726 | 65,435 | 66,545 |
| FWXT-21660-V | 216 x 60 | 3 | 2 | 20 | 64,270 | 67,233 | 68,340 | 65,502 | 67,233 | 68,340 | 68,340 | 65,487 | 68,340 | 69,509 |
| FWXT-21666-V | 216 x 66 | 3 | 3 | 20 | 71,271 | 74,413 | 75,587 | - | 74,413 | 75,587 | 75,587 | 72,561 | 75,587 | 76,827 |
| FWXT-21672-V | 216 x 72 | 3 | 3 | 20 | 73,143 | 76,285 | 77,459 | - | 76,285 | 77,459 | 77,459 | 74,433 | 77,459 | 78,699 |
| FWXT-22854-V | 228 x 54 | 3 | 2 | 20 | 64,850 | 67,690 | 68,751 | 66,031 | 67,690 | 68,751 | 68,751 | 66,016 | 68,751 | 69,872 |
| FWXT-22860-V | 228 x 60 | 3 | 2 | 20 | 67,707 | 70,698 | 71,815 | 68,950 | 70,698 | 71,815 | 71,815 | 68,935 | 71,815 | 72,996 |
| FWXT-22866-V | 228 x 66 | 3 | 3 | 20 | 75,113 | 78,285 | 79,471 | - | 78,285 | 79,471 | 79,471 | 76,416 | 79,471 | 80,723 |
| FWXT-22872-V | 228 x 72 | 3 | 3 | 20 | 77,108 | 80,280 | 81,466 | - | 80,280 | 81,466 | 81,466 | 78,411 | 81,466 | 82,718 |
| FWXT-24054-V | 240 x 54 | 3 | 2 | 20 | 68,195 | 71,067 | 72,140 | 69,389 | 71,067 | 72,140 | 72,140 | 69,374 | 72,140 | 73,274 |
| FWXT-24060-V | 240 x 60 | 3 | 2 | 20 | 71,217 | 74,241 | 75,372 | 72,474 | 74,241 | 75,372 | 75,372 | 72,458 | 75,372 | 76,566 |
| FWXT-24066-V | 240 x 66 | 3 | 3 | 20 | 79,050 | 82,258 | 83,456 | - | 82,258 | 83,456 | 83,456 | 80,367 | 83,456 | 84,723 |
| FWXT-24072-V | 240 x 72 | 3 | 3 | 20 | 81,174 | 84,382 | 85,580 | - | 84,382 | 85,580 | 85,580 | 82,491 | 85,580 | 86,847 |

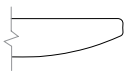


VENEER TOP WITH HARDWOOD EDGE / METAL DOOR POWER ISLAND

| OPTIONS | CODE | PRICE | NOTES |
|--|--------------------|------------------------|--|
| Power Island Storage Module Options: | | | |
| One storage module in the center of the Power Island | Add -SM47 | | |
| One storage module at each end of the Power Island | Add -SM43 | | Only available on tables 144" and longer |
| One storage module in the center and one at each end of the Power Island | Add -SM44 | | Only available on tables 192" and longer |
| Simplex/Charging USB Power Block Options: | | | |
| Tables standard with (4) Power Blocks | Add -CHPBC4 | \$498 | |
| Tables standard with (8) Power Blocks | Add -CHPBC8 | \$992 | |
| Field-Wired: | Add -FW | DEDUCT \$698 per table | |
| Plug-in Infeed (20-amp): | Add -PI | \$67 | |
| Center Column Base Finish Options: | | | |
| Veneer Center Column Base* | Add -CRV | No Charge | To replace existing middle base (Hoop Base and T-Base only) |
| Painted Center Column Base* | Add -CRP | No Charge | To replace existing middle base (Hoop Base and T-Base only) |
| Polished Chrome Finish Options: | | | |
| Polished Chrome Four Post Base | Add -PCFB | \$2,768 | *When specifying -CRV or -CRP in conjunction with a Polished Chrome finish on Hoop Base or T-Base tables with 3 bases, use the upcharge code and pricing for 2 base tables (-PCHP2 or -PCTB2). |
| Polished Chrome Hoop Base (on 2 base tables) | Add -PCHP2 | \$2,768 | |
| Polished Chrome Hoop Base (on 3 base tables) | Add -PCHP3 | \$4,149 | |
| Polished Chrome T-Base (on 2 base tables) | Add -PCTB2 | \$2,768 | |
| Polished Chrome T-Base (on 3 base tables) | Add -PCTB3 | \$4,149 | |
| T-Base Combination Finish (on 2 base tables) | Add -PCCBF2 | \$1,694 | |
| T-Base Combination Finish (on 3 base tables) | Add -PCCBF3 | \$2,542 | |
| Multi-Section Tops: | | | |
| 204", 216", 228" or 240" two-piece tops split into three sections | Specify -3 | \$1,234 | |



EDGE PROFILE



Reverse Flow Edge

GENERAL INFORMATION

- Storage Modules, if specified, will have metal doors
- Tops are 1-1/8"-thick with 3/16"-deep hardwood edge band
- Seating capacity based on 27" per person
- Four Post Base includes a 12"x24" center column for wire management. Center column may be removed from tables 96" and shorter with options -4COLP or -4COLV above. On tables over 96", the center column is required for support.
- T-Base combination finish includes a Polished Chrome foot and Powder Coat vertical column
- Beam finish will match Metal Finish selection. If no Metal Finish is selected, beams will be Foil.
- If Polished Chrome Finish is specified on the T-Base or Hoop Base, the beams will be Foil. If Polished Chrome Finish is specified on the Four Post Base, the beams will be Clear Anodized.
- Overall table height 29.5"
- Power Island defaults to hardwire infeed option. Specify -PI for plug-in infeed option. Plug-in power infeed will only utilize one circuit of the two-circuit modular power system. To utilize both circuits, the hardwire power in-feed must be specified.
- Tables with three Hoop or T-Bases will default to the same base style for all three bases. An alternate Center Column Base may also be specified above.
- One wire manager included with the Hoop Base table (regardless of table size). Can be adhered to the leg and will default to the finish of the leg. If additional wire management channels are required, they can be purchased separately at the end of the pricelist.
- Center Wire Chase available on two base tables for more robust wire management needs. See page 213.
- If Simplex/Charging USB Power Blocks are specified, they replace the standard Power Blocks on the table. Simplex/Charging USB Power Blocks include one simplex receptacle and one charging USB-A+C.
- Panel, Rectangle, Expandable Rectangle, Metal T-base, and Center Column bases have a removable access panel

REQUIRED INFORMATION (ORDER CANNOT BE ENTERED WITHOUT THIS INFORMATION)

See appendix pages vi-xii for surface material options.

- Choose Wood Species & Finish
- Choose Metal Finish. Clear Anodized (-CA) not available on T-Base or Hoop Base.
- Choose Paint Finish, if **-PP**, **-P4**, **-PR**, **-PX** or **-CRP** bases are selected



VENEER TOP WITH HARDWOOD EDGE / METAL DOOR POWER ISLAND



FLOW XT
RADIUS RECTANGLE TOP

BASE KEY

| | | | | | |
|----|------------------------------|----|--------------|----|-----------------------------|
| PP | Painted Panel | TB | Metal T-Base | VP | Veneer Panel |
| PR | Painted Rectangle | HP | Metal Hoop | VR | Veneer Rectangle |
| PX | Painted Expandable Rectangle | | | VX | Veneer Expandable Rectangle |

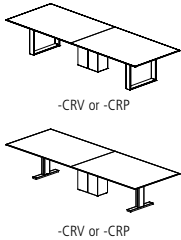
RADIUS RECTANGLE TABLES

| MODEL # | L x W | BASE QTY | TOP SECTIONS | SEATING CAPACITY | -PP | -PR | -PX | -TB | -HP | -VP | -VR | -VX |
|--------------|----------|----------|--------------|------------------|--------|--------|--------|--------|--------|--------|--------|--------|
| FWXC-9642-V | 96 x 42 | 2 | 2 | 8 | - | 25,907 | 26,407 | 25,125 | - | - | 26,407 | 26,936 |
| FWXC-9648-V | 96 x 48 | 2 | 2 | 8 | 25,284 | 26,669 | 27,187 | 25,860 | 27,187 | 25,853 | 27,187 | 27,734 |
| FWXC-10242-V | 102 x 42 | 2 | 2 | 8 | - | 27,710 | 28,238 | 26,884 | - | - | 28,238 | 28,796 |
| FWXC-10248-V | 102 x 48 | 2 | 2 | 8 | 27,091 | 28,553 | 29,100 | 27,699 | 29,100 | 27,692 | 29,100 | 29,677 |
| FWXC-10842-V | 108 x 42 | 2 | 2 | 10 | - | 29,027 | 29,556 | 28,202 | - | - | 29,556 | 30,113 |
| FWXC-10848-V | 108 x 48 | 2 | 2 | 10 | 28,448 | 29,910 | 30,457 | 29,056 | 30,457 | 29,048 | 30,457 | 31,034 |
| FWXC-10854-V | 108 x 54 | 2 | 2 | 12 | 29,426 | 30,953 | 31,524 | 30,061 | 31,524 | 30,053 | 31,524 | 32,126 |
| FWXC-11442-V | 114 x 42 | 2 | 2 | 10 | - | 30,869 | 31,425 | 29,999 | - | - | 31,425 | 32,012 |
| FWXC-11448-V | 114 x 48 | 2 | 2 | 10 | 30,300 | 31,839 | 32,414 | 30,940 | 32,414 | 30,931 | 32,414 | 33,021 |
| FWXC-11454-V | 114 x 54 | 2 | 2 | 12 | 31,375 | 32,983 | 33,583 | 32,044 | 33,583 | 32,035 | 33,583 | 34,218 |
| FWXC-12042-V | 120 x 42 | 2 | 2 | 10 | - | 32,199 | 32,755 | 31,330 | - | - | 32,755 | 33,342 |
| FWXC-12048-V | 120 x 48 | 2 | 2 | 10 | 31,671 | 33,210 | 33,785 | 32,311 | 33,785 | 32,302 | 33,785 | 34,392 |
| FWXC-12054-V | 120 x 54 | 2 | 2 | 12 | 32,793 | 34,401 | 35,001 | 33,461 | 35,001 | 33,453 | 35,001 | 35,636 |
| FWXC-13248-V | 132 x 48 | 2 | 2 | 10 | 34,863 | 36,467 | 37,066 | 35,530 | 37,066 | 35,522 | 37,066 | 37,698 |
| FWXC-13254-V | 132 x 54 | 2 | 2 | 12 | 36,131 | 37,805 | 38,431 | 36,827 | 38,431 | 36,818 | 38,431 | 39,092 |
| FWXC-14448-V | 144 x 48 | 2 | 2 | 12 | 38,106 | 39,774 | 40,397 | 38,800 | 40,397 | 38,791 | 40,397 | 41,055 |
| FWXC-14454-V | 144 x 54 | 2 | 2 | 14 | 39,524 | 41,265 | 41,916 | 40,248 | 41,916 | 40,239 | 41,916 | 42,603 |
| FWXC-14460-V | 144 x 60 | 2 | 2 | 14 | 41,172 | 43,006 | 43,691 | 41,935 | 43,691 | 41,925 | 43,691 | 44,415 |
| FWXC-15654-V | 156 x 54 | 3 | 2 | 14 | 45,166 | 47,805 | 48,791 | 46,263 | 48,791 | 46,249 | 48,791 | 49,832 |
| FWXC-15660-V | 156 x 60 | 3 | 2 | 14 | 47,086 | 49,866 | 50,904 | 48,242 | 50,904 | 48,227 | 50,904 | 52,001 |
| FWXC-15666-V | 156 x 66 | 3 | 3 | 14 | 52,080 | 55,027 | 56,129 | - | 56,129 | 53,290 | 56,129 | 57,292 |
| FWXC-16854-V | 168 x 54 | 3 | 2 | 16 | 48,163 | 50,801 | 51,788 | 49,260 | 51,788 | 49,246 | 51,788 | 52,829 |
| FWXC-16860-V | 168 x 60 | 3 | 2 | 16 | 50,206 | 52,985 | 54,023 | 51,361 | 54,023 | 51,346 | 54,023 | 55,120 |
| FWXC-16866-V | 168 x 66 | 3 | 3 | 16 | 55,514 | 58,462 | 59,563 | - | 59,563 | 56,724 | 59,563 | 60,727 |
| FWXC-18054-V | 180 x 54 | 3 | 2 | 16 | 51,160 | 53,798 | 54,784 | 52,257 | 54,784 | 52,243 | 54,784 | 55,826 |
| FWXC-18060-V | 180 x 60 | 3 | 2 | 16 | 53,325 | 56,104 | 57,142 | 54,480 | 57,142 | 54,466 | 57,142 | 58,239 |
| FWXC-18066-V | 180 x 66 | 3 | 3 | 16 | 58,947 | 61,895 | 62,996 | - | 62,996 | 60,157 | 62,996 | 64,160 |
| FWXC-19254-V | 192 x 54 | 3 | 2 | 18 | 54,157 | 56,796 | 57,782 | 55,255 | 57,782 | 55,241 | 57,782 | 58,824 |
| FWXC-19260-V | 192 x 60 | 3 | 2 | 18 | 56,445 | 59,224 | 60,262 | 57,600 | 60,262 | 57,586 | 60,262 | 61,359 |
| FWXC-19266-V | 192 x 66 | 3 | 3 | 18 | 62,383 | 65,330 | 66,432 | - | 66,432 | 63,593 | 66,432 | 67,595 |
| FWXC-19272-V | 192 x 72 | 3 | 3 | 18 | 63,944 | 66,891 | 67,993 | - | 67,993 | 65,154 | 67,993 | 69,156 |
| FWXC-20454-V | 204 x 54 | 3 | 2 | 18 | 57,994 | 60,740 | 61,766 | 59,135 | 61,766 | 59,121 | 61,766 | 62,850 |
| FWXC-20460-V | 204 x 60 | 3 | 2 | 18 | 60,501 | 63,393 | 64,474 | 61,704 | 64,474 | 61,688 | 64,474 | 65,615 |
| FWXC-20466-V | 204 x 66 | 3 | 3 | 18 | 67,008 | 70,075 | 71,221 | - | 71,221 | 68,267 | 71,221 | 72,432 |
| FWXC-20472-V | 204 x 72 | 3 | 3 | 18 | 68,734 | 71,801 | 72,947 | - | 72,947 | 69,993 | 72,947 | 74,158 |
| FWXC-21654-V | 216 x 54 | 3 | 2 | 20 | 61,571 | 64,384 | 65,435 | 62,741 | 65,435 | 62,726 | 65,435 | 66,545 |
| FWXC-21660-V | 216 x 60 | 3 | 2 | 20 | 64,270 | 67,233 | 68,340 | 65,502 | 68,340 | 65,487 | 68,340 | 69,509 |
| FWXC-21666-V | 216 x 66 | 3 | 3 | 20 | 71,271 | 74,413 | 75,587 | - | 75,587 | 72,561 | 75,587 | 76,827 |
| FWXC-21672-V | 216 x 72 | 3 | 3 | 20 | 73,143 | 76,285 | 77,459 | - | 77,459 | 74,433 | 77,459 | 78,699 |
| FWXC-22854-V | 228 x 54 | 3 | 2 | 20 | 64,850 | 67,690 | 68,751 | 66,031 | 68,751 | 66,016 | 68,751 | 69,872 |
| FWXC-22860-V | 228 x 60 | 3 | 2 | 20 | 67,707 | 70,698 | 71,815 | 68,950 | 71,815 | 68,935 | 71,815 | 72,996 |
| FWXC-22866-V | 228 x 66 | 3 | 3 | 20 | 75,113 | 78,285 | 79,471 | - | 79,471 | 76,416 | 79,471 | 80,723 |
| FWXC-22872-V | 228 x 72 | 3 | 3 | 20 | 77,108 | 80,280 | 81,466 | - | 81,466 | 78,411 | 81,466 | 82,718 |
| FWXC-24054-V | 240 x 54 | 3 | 2 | 20 | 68,195 | 71,067 | 72,140 | 69,389 | 72,140 | 69,374 | 72,140 | 73,274 |
| FWXC-24060-V | 240 x 60 | 3 | 2 | 20 | 71,217 | 74,241 | 75,372 | 72,474 | 75,372 | 72,458 | 75,372 | 76,566 |
| FWXC-24066-V | 240 x 66 | 3 | 3 | 20 | 79,050 | 82,258 | 83,456 | - | 83,456 | 80,367 | 83,456 | 84,723 |
| FWXC-24072-V | 240 x 72 | 3 | 3 | 20 | 81,174 | 84,382 | 85,580 | - | 85,580 | 82,491 | 85,580 | 86,847 |

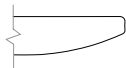


VENEER TOP WITH HARDWOOD EDGE / METAL DOOR POWER ISLAND

| OPTIONS | CODE | PRICE | NOTES |
|--|--------------------|------------------------|--|
| Power Island Storage Module Options: | | | |
| One storage module in the center of the Power Island | Add -SM47 | | |
| One storage module at each end of the Power Island | Add -SM43 | | Only available on tables 144" and longer |
| One storage module in the center and one at each end of the Power Island | Add -SM44 | | Only available on tables 192" and longer |
| Simplex/Charging USB Power Block Options: | | | |
| Tables standard with (4) Power Blocks | Add -CHPBC4 | \$498 | |
| Tables standard with (8) Power Blocks | Add -CHPBC8 | \$992 | |
| Field-Wired: | Add -FW | DEDUCT \$698 per table | |
| Plug-in Infeed (20-amp): | Add -PI | \$67 | |
| Center Column Base Finish Options: | | | |
| Veneer Center Column Base* | Add -CRV | No Charge | To replace existing middle base (Hoop Base and T-Base only) |
| Painted Center Column Base* | Add -CRP | No Charge | To replace existing middle base (Hoop Base and T-Base only) |
| Polished Chrome Finish Options: | | | |
| Polished Chrome Hoop Base (on 2 base tables) | Add -PCHP2 | \$2,768 | *When specifying -CRV or -CRP in conjunction with a Polished Chrome finish on Hoop Base or T-Base tables with 3 bases, use the upcharge code and pricing for 2 base tables (-PCHP2 or -PCTB2). |
| Polished Chrome Hoop Base (on 3 base tables) | Add -PCHP3 | \$4,149 | |
| Polished Chrome T-Base (on 2 base tables) | Add -PCTB2 | \$2,768 | |
| Polished Chrome T-Base (on 3 base tables) | Add -PCTB3 | \$4,149 | |
| T-Base Combination Finish (on 2 base tables) | Add -PCCBF2 | \$1,694 | |
| T-Base Combination Finish (on 3 base tables) | Add -PCCBF3 | \$2,542 | |
| Multi-Section Tops: | | | |
| 204", 216", 228" or 240" two-piece tops split into three sections | Specify -3 | \$1,234 | |



EDGE PROFILE



Reverse Flow Edge

GENERAL INFORMATION

- Storage Modules, if specified, will have metal doors
- Tops are 1-1/8"-thick with 3/16"-deep hardwood edge band
- Seating capacity based on 27" per person
- T-Base combination finish includes a Polished Chrome foot and Powder Coat vertical column
- Beam finish will match Metal Finish selection. If no Metal Finish is selected, beams will be Foil.
- If Polished Chrome Finish is specified on the T-Base or Hoop Base, the beams will be Foil. If Polished Chrome Finish is specified on the Four Post Base, the beams will be Clear Anodized.
- Overall table height 29.5"
- Power Island defaults to hardwire infeed option. Specify -PI for plug-in infeed option. Plug-in power infeed will only utilize one circuit of the two-circuit modular power system. To utilize both circuits, the hardwire power in-feed must be specified.
- Tables with three Hoop or T-Bases will default to the same base style for all three bases. An alternate Center Column Base may also be specified above.
- One wire manager included with the Hoop Base table (regardless of table size). Can be adhered to the leg and will default to the finish of the leg. If additional wire management channels are required, they can be purchased separately at the end of the pricelist.
- Center Wire Chase available on two base tables for more robust wire management needs. See page 213.
- If Simplex/Charging USB Power Blocks are specified, they replace the standard Power Blocks on the table. Simplex/Charging USB Power Blocks include one simplex receptacle and one charging USB-A+C.
- Panel, Rectangle, Expandable Rectangle, Metal T-base, and Center Column bases have a removable access panel

REQUIRED INFORMATION (ORDER CANNOT BE ENTERED WITHOUT THIS INFORMATION)

See appendix pages vi-xii for surface material options.

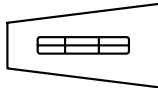
- Choose Wood Species & Finish
- Choose Metal Finish. Clear Anodized (-CA) not available on T-Base or Hoop Base.
- Choose Paint Finish, if **-PP**, **-PR**, **-PX** or **-CRP** bases are selected



VENEER TOP WITH HARDWOOD EDGE / METAL DOOR POWER ISLAND



FLOW XT BOAT TOP



FLOW XT SIGHT LINE TOP

BASE KEY

PP Painted Panel
 PR Painted Rectangle
 PX Painted Expandable Rectangle

TB Metal T-Base
 P4 Metal Four Post with Painted Center Column
 V4 Metal Four Post with Veneer Center Column
 HP Metal Hoop

VP Veneer Panel
 VR Veneer Rectangle
 VX Veneer Expanded Rectangle

BOAT TABLES

| MODEL # | L x W | BASE QTY | TOP SECTIONS | SEATING CAPACITY | -PP | -PR | -PX | -TB | -P4 | -V4 | -HP | -VP | -VR | -VX |
|--------------|-------------|----------|--------------|------------------|--------|--------|--------|--------|--------|--------|--------|--------|--------|--------|
| FWXB-9648-V | 96 x 36/48 | 2 | 2 | | 25,284 | 26,669 | 27,187 | 25,860 | 26,669 | 27,187 | 27,187 | 25,853 | 27,187 | 27,734 |
| FWXB-10248-V | 102 x 36/48 | 2 | 2 | | 27,091 | 28,553 | 29,100 | 27,699 | 28,553 | 29,100 | 29,100 | 27,692 | 29,100 | 29,677 |
| FWXB-10848-V | 108 x 36/48 | 2 | 2 | | 28,448 | 29,910 | 30,457 | 29,056 | 29,910 | 30,457 | 30,457 | 29,048 | 30,457 | 31,034 |
| FWXB-11450-V | 114 x 36/50 | 2 | 2 | | 30,951 | 32,559 | 33,159 | 31,620 | 32,559 | 33,159 | 33,159 | 31,611 | 33,159 | 33,794 |
| FWXB-12050-V | 120 x 36/50 | 2 | 2 | | 32,347 | 33,955 | 34,555 | 33,015 | 33,955 | 34,555 | 34,555 | 33,007 | 34,555 | 35,190 |
| FWXB-13254-V | 132 x 36/54 | 2 | 2 | | 36,131 | 37,805 | 38,431 | 36,827 | 37,805 | 38,431 | 38,431 | 36,818 | 38,431 | 39,092 |
| FWXB-14454-V | 144 x 36/54 | 2 | 2 | | 39,524 | 41,265 | 41,916 | 40,248 | 41,265 | 41,916 | 41,916 | 40,239 | 41,916 | 42,603 |
| FWXB-15654-V | 156 x 36/54 | 3 | 2 | | 45,166 | 47,805 | 48,791 | 46,263 | 47,805 | 48,791 | 48,791 | 46,249 | 48,791 | 49,832 |
| FWXB-16860-V | 168 x 42/60 | 3 | 2 | | 50,206 | 52,985 | 54,023 | 51,361 | 52,985 | 54,023 | 54,023 | 51,346 | 54,023 | 55,120 |
| FWXB-18060-V | 180 x 42/60 | 3 | 2 | | 53,325 | 56,104 | 57,142 | 54,480 | 56,104 | 57,142 | 57,142 | 54,466 | 57,142 | 58,239 |
| FWXB-19272-V | 192 x 54/72 | 3 | 3 | | 63,944 | 66,891 | 67,993 | - | 66,891 | 67,993 | 67,993 | 65,154 | 67,993 | 69,156 |
| FWXB-20472-V | 204 x 54/72 | 3 | 3 | | 68,734 | 71,801 | 72,947 | - | 71,801 | 72,947 | 72,947 | 69,993 | 72,947 | 74,158 |
| FWXB-21672-V | 216 x 54/72 | 3 | 3 | | 73,143 | 76,285 | 77,459 | - | 76,285 | 77,459 | 77,459 | 74,433 | 77,459 | 78,699 |
| FWXB-22872-V | 228 x 54/72 | 3 | 3 | | 77,108 | 80,280 | 81,466 | - | 80,280 | 81,466 | 81,466 | 78,411 | 81,466 | 82,718 |
| FWXB-24072-V | 240 x 54/72 | 3 | 3 | | 81,174 | 84,382 | 85,580 | - | 84,382 | 85,580 | 85,580 | 82,491 | 85,580 | 86,847 |

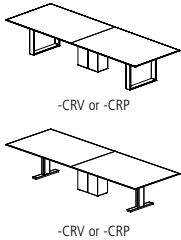
SIGHT LINE TABLES

| MODEL # | L x W | BASE QTY | TOP SECTIONS | SEATING CAPACITY | -PP | -PR | -PX | -TB | -P4 | -V4 | -HP | -VP | -VR | -VX |
|--------------|-------------|----------|--------------|------------------|--------|--------|--------|--------|-----|-----|--------|--------|--------|--------|
| FWXA-9660-V | 96 x 36/60 | 2 | 2 | | 27,111 | 28,634 | 29,204 | 27,744 | - | - | 29,204 | 27,736 | 29,204 | 29,805 |
| FWXA-10260-V | 102 x 36/60 | 2 | 2 | | 29,114 | 30,723 | 31,324 | 29,783 | - | - | 31,324 | 29,775 | 31,324 | 31,958 |
| FWXA-10860-V | 108 x 36/60 | 2 | 2 | | 30,565 | 32,173 | 32,774 | 31,234 | - | - | 32,774 | 31,225 | 32,774 | 33,409 |
| FWXA-11460-V | 114 x 36/60 | 2 | 2 | | 32,629 | 34,322 | 34,954 | 33,333 | - | - | 34,954 | 33,324 | 34,954 | 35,623 |
| FWXA-12066-V | 120 x 36/66 | 2 | 2 | | 37,664 | 39,460 | 40,131 | 38,411 | - | - | 40,131 | 38,401 | 40,131 | 40,839 |
| FWXA-13268-V | 132 x 36/68 | 2 | 3 | | 41,951 | 43,822 | 44,521 | 42,729 | - | - | 44,521 | 42,719 | 44,521 | 45,259 |
| FWXA-14470-V | 144 x 36/70 | 2 | 3 | | 46,418 | 48,363 | 49,090 | - | - | - | 49,090 | 47,216 | 49,090 | 49,858 |
| FWXA-15672-V | 156 x 36/72 | 3 | 3 | | 53,349 | 56,296 | 57,398 | - | - | - | 57,398 | 54,559 | 57,398 | 58,561 |
| FWXA-16876-V | 168 x 36/76 | 3 | 3 | | 56,998 | 59,862 | 60,932 | - | - | - | 60,932 | 58,174 | 60,932 | 62,062 |
| FWXA-18078-V | 180 x 36/78 | 3 | 3 | | 61,027 | 63,891 | 64,961 | - | - | - | 64,961 | 62,203 | 64,961 | 66,091 |
| FWXA-19278-V | 192 x 36/78 | 3 | 3 | | 64,615 | 67,478 | 68,548 | - | - | - | 68,548 | 65,790 | 68,548 | 69,678 |
| FWXA-20478-V | 204 x 36/78 | 3 | 3 | | 69,490 | 72,469 | 73,583 | - | - | - | 73,583 | 70,713 | 73,583 | 74,759 |
| FWXA-21678-V | 216 x 36/78 | 3 | 3 | | 73,976 | 77,029 | 78,169 | - | - | - | 78,169 | 75,230 | 78,169 | 79,374 |
| FWXA-22878-V | 228 x 36/78 | 3 | 3 | | 78,009 | 81,091 | 82,242 | - | - | - | 82,242 | 79,274 | 82,242 | 83,458 |
| FWXA-24078-V | 240 x 36/78 | 3 | 3 | | 82,145 | 85,261 | 86,425 | - | - | - | 86,425 | 83,424 | 86,425 | 87,656 |

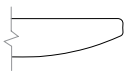


VENEER TOP WITH HARDWOOD EDGE / METAL DOOR POWER ISLAND

| OPTIONS | CODE | PRICE | NOTES |
|--|--------------------|------------------------|--|
| Power Island Storage Module Options: | | | |
| One storage module in the center of the Power Island | Add -SM47 | | |
| One storage module at each end of the Power Island | Add -SM43 | | Only available on tables 144" and longer |
| One storage module in the center and one at each end of the Power Island | Add -SM44 | | Only available on tables 192" and longer |
| Simplex/Charging USB Power Block Options: | | | |
| Tables standard with (4) Power Blocks | Add -CHPBC4 | \$498 | |
| Tables standard with (8) Power Blocks | Add -CHPBC8 | \$992 | |
| Field-Wired: | Add -FW | DEDUCT \$698 per table | |
| Plug-in Infeed (20-amp): | Add -PI | \$67 | |
| Center Column Base Finish Options: | | | |
| Veneer Center Column Base* | Add -CRV | No Charge | To replace existing middle base (Hoop Base and T-Base only) |
| Painted Center Column Base* | Add -CRP | No Charge | To replace existing middle base (Hoop Base and T-Base only) |
| Polished Chrome Finish Options: | | | |
| Polished Chrome Four Post Base | Add -PCFB | \$2,768 | *When specifying -CRV or -CRP in conjunction with a Polished Chrome finish on Hoop Base or T-Base tables with 3 bases, use the upcharge code and pricing for 2 base tables (-PCHP2 or -PCTB2). |
| Polished Chrome Hoop Base (on 2 base tables) | Add -PCHP2 | \$2,768 | |
| Polished Chrome Hoop Base (on 3 base tables) | Add -PCHP3 | \$4,149 | |
| Polished Chrome T-Base (on 2 base tables) | Add -PCTB2 | \$2,768 | |
| Polished Chrome T-Base (on 3 base tables) | Add -PCTB3 | \$4,149 | |
| T-Base Combination Finish (on 2 base tables) | Add -PCCBF2 | \$1,694 | |
| T-Base Combination Finish (on 3 base tables) | Add -PCCBF3 | \$2,542 | |
| Multi-Section Tops: | | | |
| 204", 216", 228" or 240" two-piece tops split into three sections | Specify -3 | \$1,234 | |



EDGE PROFILE



Reverse Flow Edge

GENERAL INFORMATION

- Storage Modules, if specified, will have metal doors
- Tops are 1-1/8"-thick with 3/16"-deep hardwood edge band
- Seating capacity based on 27" per person
- Four Post Base includes a 12"x24" center column for wire management. Center column may be removed from tables 96" and shorter with options -4COLP or -4COLV above. On tables over 96", the center column is required for support.
- T-Base combination finish includes a Polished Chrome foot and Powder Coat vertical column
- Beam finish will match Metal Finish selection. If no Metal Finish is selected, beams will be Foil.
- If Polished Chrome Finish is specified on the T-Base or Hoop Base, the beams will be Foil. If Polished Chrome Finish is specified on the Four Post Base, the beams will be Clear Anodized.
- Overall table height 29.5"
- Power Island defaults to hardwire infeed option. Specify -PI for plug-in infeed option. Plug-in power infeed will only utilize one circuit of the two-circuit modular power system. To utilize both circuits, the hardwire power in-feed must be specified.
- Tables with three Hoop or T-Bases will default to the same base style for all three bases. An alternate Center Column Base may also be specified above.
- One wire manager included with the Hoop Base table (regardless of table size). Can be adhered to the leg and will default to the finish of the leg. If additional wire management channels are required, they can be purchased separately at the end of the pricelist.
- Center Wire Chase available on two base tables for more robust wire management needs. See page 213.
- If Simplex/Charging USB Power Blocks are specified, they replace the standard Power Blocks on the table. Simplex/Charging USB Power Blocks include one simplex receptacle and one charging USB-A+C.
- Panel, Rectangle, Expandable Rectangle, Metal T-base, and Center Column bases have a removable access panel

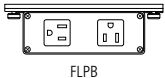

REQUIRED INFORMATION (ORDER CANNOT BE ENTERED WITHOUT THIS INFORMATION)

See appendix pages vi-xii for surface material options.

- Choose Wood Species & Finish
- Choose Metal Finish. Clear Anodized (-CA) not available on T-Base or Hoop Base.
- Choose Paint Finish, if **-PP**, **-P4**, **-PR**, **-PX** or **-CRP** bases are selected



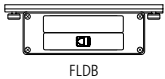
POWER AND DATA OPTIONS

| POWER BLOCK | MODEL # | W x D x H | DESCRIPTION | PRICE |
|---|----------------|----------------------|--|-------|
|  <p>FLPB</p> | FLPB | 5 x 1-1/2 x 1-3/4 | Power Block, Two Simplex Receptacles | 487 |
| | FLPB-USB-C | 5 x 1-1/2 x 1-3/4 | Power Block, One Simplex Receptacle and One Charging USB-A+C | 592 |
|  <p>FLPB-USB-C</p> | | | | |
| OPTIONS | CODE | PRICE | NOTES | |
| Field-Wired | Add -FW | DEDUCT \$48 per unit | May be required in New York City, Chicago and San Francisco. Check with an electrician for local codes and requirements. | |

GENERAL INFORMATION

- Available in Clear and Black Anodized
- Includes direct plug-in power cord
- Retrofittable into any Flow Power Island
- UL Listed
- See page 12 or more information on Power Blocks

REQUIRED INFORMATION: (ORDER CANNOT BE ENTERED WITHOUT THIS INFORMATION)
 See appendix pages vi-xii for surface material options.
 ▪ Choose Metal Finish: Clear Anodized (-CA) or Black Anodized (-BA)

| DATA BLOCK | MODEL # | W x D x H | DESCRIPTION | PRICE |
|--|---------|-------------------|-------------|-------|
|  <p>FLDB</p> | FLDB | 5 x 1-1/2 x 1-3/4 | Data Block | 434 |

GENERAL INFORMATION

- Available in Clear and Black Anodized
- Includes one blank Modular AV Insert/Plate and one RJ-45 Modular AV Insert/Plate
- Retrofittable into any Flow Power Island
- See page 12 for more information on Power Blocks

REQUIRED INFORMATION: (ORDER CANNOT BE ENTERED WITHOUT THIS INFORMATION)
 See appendix pages vi-xii for surface material options.
 ▪ Choose Metal Finish: Clear Anodized (-CA) or Black Anodized (-BA)

| DATA FACEPLATES | MODEL # | DESCRIPTION | STYLE | W x H | PRICE |
|-----------------|---------|--|--------|---------------|-------|
| | FLDF-1 | Blank faceplate, single height | Single | 3-1/2 x 5/8 | 81 |
| | FLDF-2 | One VGA 15-pin HD Female to Female Gender Changer, one 3.5mm Stereo Mini Jack to Solder Tabs | Single | 3-1/2 x 5/8 | 284 |
| | FLDF-3 | One VGA 15-pin HD Female to Female Gender Changer | Single | 3-1/2 x 5/8 | 223 |
| | FLDF-4 | One RJ-11 Female to Punch Down - Phone | Single | 3-1/2 x 5/8 | 223 |
| | FLDF-5 | One RJ-45 Female to Female Barrel - Data | Single | 3-1/2 x 5/8 | 182 |
| | FLDF-6 | Two RJ-45 Female to Female Barrels, single height | Single | 3-1/2 x 5/8 | 244 |
| | FLDF-7 | Two RJ-45 Female to Punch Down for CAT 6 - AMP | Single | 3-1/2 x 5/8 | 345 |
| | FLDF-8 | Two RJ-45 Female to Punch Down for CAT 6 - Leviton | Single | 3-1/2 x 5/8 | 345 |
| | FLDF-10 | Two RJ-45 Female to Punch Down for CAT 6 - Panduit | Single | 3-1/2 x 5/8 | 345 |
| | FLDF-11 | Two USB A Female to Two USB A Female on 10" Pigtailed | Single | 3-1/2 x 5/8 | 386 |
| | FLDF-12 | Blank faceplate, double height | Double | 3-1/2 x 1-3/8 | 101 |
| | FLDF-13 | Two RJ-45 Female to Female Barrels, double height | Double | 3-1/2 x 1-3/8 | 244 |
| | FLDF-14 | Cable Pass-Through Set - one top, one bottom | Double | 3-1/2 x 1-3/8 | 426 |
| | FLDF-15 | One HDMI Female to Female Barrel | Single | 3-1/2 x 5/8 | 284 |

GENERAL INFORMATION

- Faceplates are black



VENEER TOP WITH HARDWOOD EDGE



ROUND TOP



X-Base



Cylinder Base



Cone Base

| ROUND TABLES | MODEL # | DIAMETER | BASE QTY | TOP SECTIONS | SEATING CAPACITY | X-BASE | CYLINDER BASE | | CONE BASE | |
|--------------|-----------|----------|----------|--------------|------------------|--------|---------------|--------|-----------|--------|
| | | | | | | Metal | Painted | Veneer | Painted | Veneer |
| | | | | | | -XB | -PCB | -VCB | -PCN | -VCN |
| | FWNR-36-V | 36 | 1 | 1 | 3 | 3,347 | 4,336 | 4,562 | 4,336 | 4,562 |
| | FWNR-42-V | 42 | 1 | 1 | 4 | 3,722 | 4,711 | 4,937 | 4,711 | 4,937 |
| | FWNR-48-V | 48 | 1 | 1 | 5 | 4,610 | 5,707 | 5,958 | 5,707 | 5,958 |
| | FWNR-54-V | 54 | 1 | 1 | 6 | 5,695 | 6,908 | 7,186 | 6,908 | 7,186 |
| | FWNR-60-V | 60 | 1 | 1 | 6 | 6,758 | 8,045 | 8,340 | 8,045 | 8,340 |
| | FWNR-66-V | 66 | 1 | 2 | 6 | - | 10,316 | 10,615 | 10,316 | 10,615 |
| | FWNR-72-V | 72 | 1 | 2 | 8 | - | 11,361 | 11,660 | 11,361 | 11,660 |
| | FWNR-84-V | 84 | 1 | 2 | 8 | - | 13,724 | 14,023 | 13,724 | 14,023 |

| BASE OPTIONS | CODE | PRICE | NOTES |
|--|---|----------------|---|
| Polished Chrome Metal X-Base Finish | -PCCH | \$593 | |
| POWER OPTIONS | CODE | PRICE | NOTES |
| Low Profile Perimeter Power Option: | | | Not available on Metal X-Base. See page 29 for location. |
| 48"-54" Tables | -LPP2C | \$3,919 | (6) simplex outlets, (6) USB-A+C ports, (2) Modular AV Inserts/Plates |
| 60"-84" Tables | -LPP4C | \$5,905 | (14) simplex outlets, (14) USB-A+C ports, (4) Modular AV Inserts/Plates |
| For USB-C+C | Add -USB-DualC | No Charge | Replaces USB-A+C ports |
| Field-Wired Option: | | | |
| 48"-54" Tables | Add -FW | DEDUCT \$1,945 | Some local electrical codes may require hardwiring of components |
| 60"-84" Tables | Add -FW | DEDUCT \$1,945 | and may not allow the use of standard modular power systems. A junction box will be provided when ordering the -FW option |
| Other Power and Data Options: | See pages 204 and 208-214 (only available on Cone and Cylinder Bases) | | |

EDGE PROFILE



Reverse Flow Edge

GENERAL INFORMATION

- Tops are 1-1/8"-thick with 3/16"-deep hardwood edge band
- Seating capacity based on 27" per person
- Overall table height 29-1/2"
- No power options, including Low Profile Perimeter Power, are available on the Metal X-Base
- Metal X-Bases are not wire management capable
- Cone Base and Cylinder Base includes access panel
- 36", 42", 48", 54", and 60" tables with the Cone Base can only accept the Power Matrix Compact unit at center (no other Power Matrix sizes)
- When specified with Power Matrix or Tech Node, 66", 72", and 84" tables with the Cylinder Base or Cone Base will have two units, one on each side of the table top seam. Must specify two units per table.
- The Cone Base table can only accept one Tech Node unit at center on a 60" table
- The Cone Base table can only accept a Compact Power Matrix

REQUIRED INFORMATION (ORDER CANNOT BE ENTERED WITHOUT THIS INFORMATION)

See appendix pages vi-xii for surface material options.

- Choose Veneer Finish
- Choose Paint Finish, if Painted base specified
- Choose Metal Finish, if Metal X-Base specified. Upcharge applies for Polished Chrome (-PCCH).
- Choose Powder Coat Finish, if Low Profile Perimeter Power specified

Please Note: Clear Anodized (-CA), GoldMatt Anodized (-GMA), Antique Brass Anodized (-ABA) and Light Bronze Anodized (-LBA) not available on Metal X-Base or Low Profile Perimeter Power.



FENIX® TOP WITH SQUARE EDGE



ROUND TOP



X-Base



Cylinder Base



Cone Base

| ROUND TABLES | MODEL # | DIAMETER | BASE QTY | TOP SECTIONS | SEATING CAPACITY | X-BASE | CYLINDER BASE | | CONE BASE | |
|--------------|------------|----------|----------|--------------|------------------|--------|---------------|--------|-----------|--------|
| | | | | | | Metal | Painted | Veneer | Painted | Veneer |
| | | | | | | -XB | -PCB | -VCB | -PCN | -VCN |
| | FWNR-36-XE | 36 | 1 | 1 | 3 | 3,455 | 4,476 | 4,709 | 4,476 | 4,709 |
| | FWNR-42-XE | 42 | 1 | 1 | 4 | 3,842 | 4,863 | 5,096 | 4,863 | 5,096 |
| | FWNR-48-XE | 48 | 1 | 1 | 5 | 4,759 | 5,891 | 6,150 | 5,891 | 6,150 |
| | FWNR-54-XE | 54 | 1 | 1 | 6 | 5,879 | 7,131 | 7,418 | 7,131 | 7,418 |
| | FWNR-60-XE | 60 | 1 | 1 | 6 | 6,976 | 8,305 | 8,609 | 8,305 | 8,609 |
| | FWNR-66-XE | 66 | 1 | 2 | 6 | - | 10,649 | 10,957 | 10,649 | 10,957 |
| | FWNR-72-XE | 72 | 1 | 2 | 8 | - | 11,727 | 12,036 | 11,727 | 12,036 |
| | FWNR-84-XE | 84 | 1 | 2 | 8 | - | 14,166 | 14,475 | 14,166 | 14,475 |

| BASE OPTIONS | CODE | PRICE | NOTES |
|--|---|----------------|---|
| Polished Chrome Metal X-Base Finish | -PCCH | \$593 | |
| POWER OPTIONS | CODE | PRICE | NOTES |
| Low Profile Perimeter Power Option: | | | Not available on Metal X-Base. See page 29 for location. |
| 48"-54" Tables | -LPP2C | \$3,919 | (6) simplex outlets, (6) USB-A+C ports, (2) Modular AV Inserts/Plates |
| 60"-84" Tables | -LPP4C | \$5,905 | (14) simplex outlets, (14) USB-A+C ports, (4) Modular AV Inserts/Plates |
| For USB-C+C | Add -USB-DualC | No Charge | Replaces USB-A+C ports |
| Field-Wired Option: | | | |
| 48"-54" Tables | Add -FW | DEDUCT \$1,945 | Some local electrical codes may require hardwiring of components and may not allow the use of standard modular power systems. |
| 60"-84" Tables | Add -FW | DEDUCT \$1,945 | A junction box will be provided when ordering the -FW option |
| Other Power and Data Options: | See pages 204 and 208-214 (only available on Cone and Cylinder Bases) | | |

EDGE PROFILE



Square Edge

GENERAL INFORMATION

- Tops are 1-1/8"-thick with 2mm edge
- Seating capacity based on 27" per person
- Overall table height 29-1/2"
- No power options, including Low Profile Perimeter Power, are available on the Metal X-Base
- Metal X-Bases are not wire management capable
- Cone Base and Cylinder Base includes access panel
- 36", 42", 48", 54", and 60" tables with the Cone Base can only accept the Power Matrix Compact unit at center (no other Power Matrix sizes)
- When specified with Power Matrix or Tech Node, 66", 72", and 84" tables with the Cylinder Base or Cone Base will have two units, one on each side of the table top seam. Must specify two units per table.
- The Cone Base table can only accept one Tech Node unit at center on a 60" table
- The Cone Base table can only accept a Compact Power Matrix

REQUIRED INFORMATION (ORDER CANNOT BE ENTERED WITHOUT THIS INFORMATION)

See appendix pages vi-xii for surface material options.

- Choose Fenix Finish
- Choose Veneer Finish, if Veneer base specified
- Choose Paint Finish, if Painted base specified
- Choose Metal Finish, if Metal X-Base specified. Upcharge applies for Polished Chrome (-PCCH).
- Choose Powder Coat Finish, if Low Profile Perimeter Power specified

Please Note: Clear Anodized (-CA), GoldMatt Anodized (-GMA), Antique Brass Anodized (-ABA) and Light Bronze Anodized (-LBA) not available on Metal X-Base or Low Profile Perimeter Power.



FENIX® TOP WITH REVERSE FLOW EDGE



ROUND TOP



X-Base



Cylinder Base



Cone Base

| ROUND TABLES | MODEL # | DIAMETER | BASE QTY | TOP SECTIONS | SEATING CAPACITY | X-BASE | | CYLINDER BASE | | CONE BASE | | |
|--------------|------------|----------|----------|--------------|------------------|--------|-------|---------------|--------|-----------|--------|---------|
| | | | | | | Metal | -XB | Painted | -PCB | Veneer | -VCB | Painted |
| | FWNR-36-XA | 36 | 1 | 1 | 3 | | 3,543 | | 4,590 | 4,829 | 4,590 | 4,829 |
| | FWNR-42-XA | 42 | 1 | 1 | 4 | | 3,940 | | 4,987 | 5,226 | 4,987 | 5,226 |
| | FWNR-48-XA | 48 | 1 | 1 | 5 | | 4,880 | | 6,041 | 6,306 | 6,041 | 6,306 |
| | FWNR-54-XA | 54 | 1 | 1 | 6 | | 6,028 | | 7,312 | 7,606 | 7,312 | 7,606 |
| | FWNR-60-XA | 60 | 1 | 1 | 6 | | 7,153 | | 8,515 | 8,828 | 8,515 | 8,828 |
| | FWNR-66-XA | 66 | 1 | 2 | 6 | | - | | 10,919 | 11,235 | 10,919 | 11,235 |
| | FWNR-72-XA | 72 | 1 | 2 | 8 | | - | | 12,025 | 12,341 | 12,025 | 12,341 |
| | FWNR-84-XA | 84 | 1 | 2 | 8 | | - | | 14,526 | 14,842 | 14,526 | 14,842 |

| BASE OPTIONS | CODE | PRICE | NOTES |
|--|---|----------------|---|
| Polished Chrome Metal X-Base Finish | -PCCH | \$593 | |
| POWER OPTIONS | CODE | PRICE | NOTES |
| Low Profile Perimeter Power Option: | | | Not available on Metal X-Base. See page 29 for location. |
| 48"-54" Tables | -LPP2C | \$3,919 | (6) simplex outlets, (6) USB-A+C ports, (2) Modular AV Inserts/Plates |
| 60"-84" Tables | -LPP4C | \$5,905 | (14) simplex outlets, (14) USB-A+C ports, (4) Modular AV Inserts/Plates |
| For USB-C+C | Add -USB-DualC | No Charge | Replaces USB-A+C ports |
| Field-Wired Option: | | | |
| 48"-54" Tables | Add -FW | DEDUCT \$1,945 | Some local electrical codes may require hardwiring of components and may not allow the use of standard modular power systems. |
| 60"-84" Tables | Add -FW | DEDUCT \$1,945 | A junction box will be provided when ordering the -FW option |
| Other Power and Data Options: | See pages 204 and 208-214 (only available on Cone and Cylinder Bases) | | |

EDGE PROFILE



Reverse Flow Edge

GENERAL INFORMATION

- Tops are 1-1/8"-thick with 3/16"-deep hardwood edge band
- Seating capacity based on 27" per person
- Overall table height 29-1/2"
- No power options, including Low Profile Perimeter Power, are available on the Metal X-Base
- Metal X-Bases are not wire management capable
- Cone Base and Cylinder Base includes access panel
- 36", 42", 48", 54", and 60" tables with the Cone Base can only accept the Power Matrix Compact unit at center (no other Power Matrix sizes)
- When specified with Power Matrix or Tech Node, 66", 72", and 84" tables with the Cylinder Base or Cone Base will have two units, one on each side of the table top seam. Must specify two units per table.
- The Cone Base table can only accept one Tech Node unit at center on a 60" table
- The Cone Base table can only accept a Compact Power Matrix

REQUIRED INFORMATION (ORDER CANNOT BE ENTERED WITHOUT THIS INFORMATION)

See appendix pages vi-xii for surface material options.

- Choose Fenix Finish
- Choose Veneer Finish, if Veneer base specified
- Choose Paint Finish, if Painted base specified
- Choose Metal Finish, if Metal X-Base specified. Upcharge applies for Polished Chrome (-PCCH).
- Choose Powder Coat Finish, if Low Profile Perimeter Power specified

Please Note: Clear Anodized (-CA), GoldMatt Anodized (-GMA), Antique Brass Anodized (-ABA) and Light Bronze Anodized (-LBA) not available on Metal X-Base or Low Profile Perimeter Power.



INSET LAMINATE TOP WITH HARDWOOD EDGE



ROUND TOP



X-Base



Cylinder Base



Cone Base

ROUND TABLES

| MODEL # | DIAMETER | BASE QTY | TOP SECTIONS | SEATING CAPACITY | X-BASE | CYLINDER BASE | | CONE BASE | |
|-------------|----------|----------|--------------|------------------|--------|---------------|--------|-----------|--------|
| | | | | | Metal | Painted | Veneer | Painted | Veneer |
| | | | | | -XB | -PCB | -VCB | -PCN | -VCN |
| FWNR-36-V-P | 36 | 1 | 1 | 3 | 3,163 | 4,098 | 4,312 | 4,098 | 4,312 |
| FWNR-42-V-P | 42 | 1 | 1 | 4 | 3,518 | 4,452 | 4,666 | 4,452 | 4,666 |
| FWNR-48-V-P | 48 | 1 | 1 | 5 | 4,357 | 5,394 | 5,631 | 5,394 | 5,631 |
| FWNR-54-V-P | 54 | 1 | 1 | 6 | 5,382 | 6,529 | 6,791 | 6,529 | 6,791 |
| FWNR-60-V-P | 60 | 1 | 1 | 6 | 6,387 | 7,603 | 7,882 | 7,603 | 7,882 |
| FWNR-66-V-P | 66 | 1 | 2 | 6 | - | 9,749 | 10,032 | 9,749 | 10,032 |
| FWNR-72-V-P | 72 | 1 | 2 | 8 | - | 10,737 | 11,019 | 10,737 | 11,019 |
| FWNR-84-V-P | 84 | 1 | 2 | 8 | - | 12,970 | 13,252 | 12,970 | 13,252 |

BASE OPTIONS

| | CODE | PRICE | NOTES |
|-------------------------------------|-------|-------|-------|
| Polished Chrome Metal X-Base Finish | -PCCH | \$593 | |

POWER OPTIONS

| | CODE | PRICE | NOTES |
|--|----------------|----------------|---|
| Low Profile Perimeter Power Option: | | | Not available on Metal X-Base. See page 29 for location. |
| 48"-54" Tables | -LPP2C | \$3,919 | (6) simplex outlets, (6) USB-A+C ports, (2) Modular AV Inserts/Plates |
| 60"-84" Tables | -LPP4C | \$5,905 | (14) simplex outlets, (14) USB-A+C ports, (4) Modular AV Inserts/Plates |
| For USB-C+C | Add -USB-DualC | No Charge | Replaces USB-A+C ports |
| Field-Wired Option: | | | |
| 48"-54" Tables | Add -FW | DEDUCT \$1,945 | Some local electrical codes may require hardwiring of components and may not allow the use of standard modular power systems. |
| 60"-84" Tables | Add -FW | DEDUCT \$1,945 | A junction box will be provided when ordering the -FW option |

Other Power and Data Options: See pages 204 and 208-214 (only available on Cone and Cylinder Bases)

EDGE PROFILE



Reverse Flow Edge

GENERAL INFORMATION

- Tops are 1-1/8"-thick with 3/16"-deep hardwood edge band
- Seating capacity based on 27" per person
- Overall table height 29-1/2"
- No power options, including Low Profile Perimeter Power, are available on the Metal X-Base
- Metal X-Bases are not wire management capable
- Cone Base and Cylinder Base includes access panel
- 36", 42", 48", 54", and 60" tables with the Cone Base can only accept the Power Matrix Compact unit at center (no other Power Matrix sizes)
- When specified with Power Matrix or Tech Node, 66", 72", and 84" tables with the Cylinder Base or Cone Base will have two units, one on each side of the table top seam. Must specify two units per table.
- The Cone Base table can only accept one Tech Node unit at center on a 60" table
- The Cone Base table can only accept a Compact Power Matrix

REQUIRED INFORMATION (ORDER CANNOT BE ENTERED WITHOUT THIS INFORMATION)

See appendix pages vi-xii for surface material options.

- Choose Laminate
- Choose Veneer Finish
- Choose Paint Finish, if Painted base specified
- Choose Metal Finish, if Metal X-Base specified. Upcharge applies for Polished Chrome (-PCCH).
- Choose Powder Coat Finish, if Low Profile Perimeter Power specified

Please Note: Clear Anodized (-CA), GoldMatt Anodized (-GMA), Antique Brass Anodized (-ABA) and Light Bronze Anodized (-LBA) not available on Metal X-Base or Low Profile Perimeter Power.



LAMINATE TOP WITH SQUARE EDGE



ROUND TOP



X-Base



Cylinder Base



Cone Base

ROUND TABLES

| MODEL # | DIAMETER | BASE QTY | TOP SECTIONS | SEATING CAPACITY | X-BASE | CYLINDER BASE | CONE BASE |
|------------|----------|----------|--------------|------------------|--------|---------------|-----------|
| | | | | | Metal | Painted | Painted |
| | | | | | -XB | -PCB | -PCN |
| FWNR-36-PE | 36 | 1 | 1 | 3 | 3,000 | 3,989 | 3,989 |
| FWNR-42-PE | 42 | 1 | 1 | 4 | 3,327 | 4,316 | 4,316 |
| FWNR-48-PE | 48 | 1 | 1 | 5 | 4,109 | 5,206 | 5,206 |
| FWNR-54-PE | 54 | 1 | 1 | 6 | 5,062 | 6,275 | 6,275 |
| FWNR-60-PE | 60 | 1 | 1 | 6 | 5,994 | 7,281 | 7,281 |
| FWNR-66-PE | 66 | 1 | 2 | 6 | - | 9,187 | 9,187 |
| FWNR-72-PE | 72 | 1 | 2 | 8 | - | 10,087 | 10,087 |
| FWNR-84-PE | 84 | 1 | 2 | 8 | - | 12,121 | 12,121 |

BASE OPTIONS

| | CODE | PRICE | NOTES |
|-------------------------------------|-------|-------|-------|
| Polished Chrome Metal X-Base Finish | -PCCH | \$593 | |

POWER OPTIONS

| | CODE | PRICE | NOTES |
|--|----------------|----------------|---|
| Low Profile Perimeter Power Option: | | | Not available on Metal X-Base. See page 29 for location. |
| 48"-54" Tables | -LPP2C | \$3,919 | (6) simplex outlets, (6) USB-A+C ports, (2) Modular AV Inserts/Plates |
| 60"-84" Tables | -LPP4C | \$5,905 | (14) simplex outlets, (14) USB-A+C ports, (4) Modular AV Inserts/Plates |
| For USB-C+C | Add -USB-DualC | No Charge | |
| Field-Wired Option: | | | |
| 48"-54" Tables | Add -FW | DEDUCT \$1,945 | Some local electrical codes may require hardwiring of components and may not allow the use of standard modular power systems. |
| 60"-84" Tables | Add -FW | DEDUCT \$1,945 | A junction box will be provided when ordering the -FW option |

Other Power and Data Options: See pages 204 and 208-214 (only available on Cone and Cylinder Bases)

EDGE PROFILE



Square Edge

GENERAL INFORMATION

- Tops are 1-1/8"-thick with 2mm edge
- Seating capacity based on 27" per person
- Overall table height 29-1/2"
- No power options, including Low Profile Perimeter Power, are available on the Metal X-Base
- Metal X-Bases are not wire management capable
- Cone Base and Cylinder Base includes access panel
- 36", 42", 48", 54", and 60" tables with the Cone Base can only accept the Power Matrix Compact unit at center (no other Power Matrix sizes)
- When specified with Power Matrix or Tech Node, 66", 72", and 84" tables with the Cylinder Base or Cone Base will have two units, one on each side of the table top seam. Must specify two units per table.
- The Cone Base table can only accept one Tech Node unit at center on a 60" table
- The Cone Base table can only accept a Compact Power Matrix

REQUIRED INFORMATION (ORDER CANNOT BE ENTERED WITHOUT THIS INFORMATION)

See appendix pages vi-xii for surface material options.

- Choose Laminate
- Choose Edge Finish
- Choose Paint Finish, if Painted base specified
- Choose Metal Finish, if Metal X-Base specified. Upcharge applies for Polished Chrome (-PCCH).
- Choose Powder Coat Finish, if Low Profile Perimeter Power specified

Please Note: Clear Anodized (-CA), GoldMatt Anodized (-GMA), Antique Brass Anodized (-ABA) and Light Bronze Anodized (-LBA) not available on Metal X-Base or Low Profile Perimeter Power.



LAMINATE TOP WITH REVERSE FLOW EDGE



ROUND TOP



X-Base



Cylinder Base



Cone Base

ROUND TABLES

| MODEL # | DIAMETER | BASE QTY | TOP SECTIONS | SEATING CAPACITY | X-BASE | CYLINDER BASE | CONE BASE |
|------------|----------|----------|--------------|------------------|--------|---------------|-----------|
| | | | | | Metal | Painted | Painted |
| | | | | | -XB | -PCB | -PCN |
| FWNR-36-PA | 36 | 1 | 1 | 3 | 3,163 | 4,098 | 4,098 |
| FWNR-42-PA | 42 | 1 | 1 | 4 | 3,518 | 4,452 | 4,452 |
| FWNR-48-PA | 48 | 1 | 1 | 5 | 4,357 | 5,394 | 5,394 |
| FWNR-54-PA | 54 | 1 | 1 | 6 | 5,382 | 6,529 | 6,529 |
| FWNR-60-PA | 60 | 1 | 1 | 6 | 6,387 | 7,603 | 7,603 |
| FWNR-66-PA | 66 | 1 | 2 | 6 | - | 9,749 | 9,749 |
| FWNR-72-PA | 72 | 1 | 2 | 8 | - | 10,737 | 10,737 |
| FWNR-84-PA | 84 | 1 | 2 | 8 | - | 12,970 | 12,970 |

BASE OPTIONS

| BASE OPTIONS | CODE | PRICE | NOTES |
|-------------------------------------|-------|-------|-------|
| Polished Chrome Metal X-Base Finish | -PCCH | \$593 | |

POWER OPTIONS

| POWER OPTIONS | CODE | PRICE | NOTES |
|--|----------------|----------------|---|
| Low Profile Perimeter Power Option: | | | Not available on Metal X-Base. See page 29 for location. |
| 48"-54" Tables | -LPP2C | \$3,919 | (6) simplex outlets, (6) USB-A+C ports, (2) Modular AV Inserts/Plates |
| 60"-84" Tables | -LPP4C | \$5,905 | (14) simplex outlets, (14) USB-A+C ports, (4) Modular AV Inserts/Plates |
| For USB-C+C | Add -USB-DualC | No Charge | Replaces USB-A+C ports |
| Field-Wired Option: | | | |
| 48"-54" Tables | Add -FW | DEDUCT \$1,945 | Some local electrical codes may require hardwiring of components and may not allow the use of standard modular power systems. |
| 60"-84" Tables | Add -FW | DEDUCT \$1,945 | A junction box will be provided when ordering the -FW option |

Other Power and Data Options: See pages 204 and 208-214 (only available on Cone and Cylinder Bases)

EDGE PROFILE



Reverse Flow Edge

GENERAL INFORMATION

- Tops are 1-1/8"-thick with reverse edge profile
- Seating capacity based on 27" per person
- Overall table height 29-1/2"
- No power options, including Low Profile Perimeter Power, are available on the Metal X-Base
- Metal X-Bases are not wire management capable
- Cylinder Base includes hinged access panel
- Underside of table edge is painted to match edge color
- 36", 42", 48", 54", and 60" tables with the Cone Base can only accept the Power Matrix Compact unit at center (no other Power Matrix sizes)
- When specified with Power Matrix or Tech Node, 66", 72", and 84" tables with the Cylinder Base or Cone Base will have two units, one on each side of the table top seam. Must specify two units per table.
- The Cone Base table can only accept one Tech Node unit at center on a 60" table
- The Cone Base table can only accept a Compact Power Matrix

REQUIRED INFORMATION (ORDER CANNOT BE ENTERED WITHOUT THIS INFORMATION)

See appendix pages vi-xii for surface material options.

- Choose Laminate
- Choose Edge Finish
- Choose Paint Finish, if Painted base specified
- Choose Metal Finish, if Metal X-Base specified. Upcharge applies for Polished Chrome (-PCCH).
- Choose Powder Coat Finish, if Low Profile Perimeter Power specified

Please Note: Clear Anodized (-CA), GoldMatt Anodized (-GMA), Antique Brass Anodized (-ABA) and Light Bronze Anodized (-LBA) not available on Metal X-Base or Low Profile Perimeter Power.



GLASS TOP



ROUND TOP



X-Base



Cylinder Base



Cone Base

ROUND TABLES

| MODEL# | DIAMETER | BASE QTY | TOP SECTIONS | SEATING CAPACITY | X-BASE | | CYLINDER BASE | | CONE BASE | |
|-----------|----------|----------|--------------|------------------|--------|--------|---------------|--------|-----------|--------|
| | | | | | Metal | -XB | Painted | -PCB | Veneer | -VCB |
| FWNR-36-G | 36 | 1 | 1 | 3 | | 5,167 | 6,156 | 6,382 | 6,156 | 6,382 |
| FWNR-42-G | 42 | 1 | 1 | 4 | | 5,798 | 6,787 | 7,013 | 6,787 | 7,013 |
| FWNR-48-G | 48 | 1 | 1 | 5 | | 7,242 | 8,339 | 8,590 | 8,339 | 8,590 |
| FWNR-54-G | 54 | 1 | 1 | 6 | | 9,013 | 10,226 | 10,504 | 10,226 | 10,504 |
| FWNR-60-G | 60 | 1 | 1 | 6 | | 10,767 | 12,054 | 12,349 | 12,054 | 12,349 |
| FWNR-66-G | 66 | 1 | 2 | 6 | | - | 15,720 | 16,019 | 15,720 | 16,019 |
| FWNR-72-G | 72 | 1 | 2 | 8 | | - | 17,461 | 17,760 | 17,461 | 17,760 |
| FWNR-84-G | 84 | 1 | 2 | 8 | | - | 21,398 | 21,697 | 21,398 | 21,697 |

| BASE OPTIONS | CODE | PRICE | NOTES |
|--|---|----------------|---|
| Polished Chrome Metal X-Base Finish | -PCCH | \$593 | |
| TOP OPTIONS | CODE | PRICE | NOTES |
| Satin Glass | -RSG | \$430 | |
| POWER OPTIONS | CODE | PRICE | NOTES |
| Low Profile Perimeter Power Option: | | | Not available on Metal X-Base. See page 29 for location. |
| 48"-54" Tables | -LPP2C | \$3,919 | (6) simplex outlets, (6) USB-A+C ports, (2) Modular AV Inserts/Plates |
| 60"-84" Tables | -LPP4C | \$5,905 | (14) simplex outlets, (14) USB-A+C ports, (4) Modular AV Inserts/Plates |
| For USB-C+C | Add -USB-DualC | No Charge | Replaces USB-A+C ports |
| Field-Wired Option: | | | |
| 48"-54" Tables | Add -FW | DEDUCT \$1,945 | Some local electrical codes may require hardwiring of components and may not allow the use of standard modular power systems. |
| 60"-84" Tables | Add -FW | DEDUCT \$1,945 | A junction box will be provided when ordering the -FW option |
| Other Power and Data Options: | See pages 204 and 208-214 (only available on Cone and Cylinder Bases) | | |

EDGE PROFILE



Glass Edge

GENERAL INFORMATION

- Tops are 1-1/8" -thick sub-top with 1/4" -thick back-painted low iron glass
- Seating capacity based on 27" per person
- Overall table height 29-1/2"
- No power options, including Low Profile Perimeter Power, are available on the Metal X-Base
- Metal X-Bases are not wire management capable
- Cone Base and Cylinder Base includes access panel
- Unless otherwise specified, the sub-top finish will match the base finish (specification required when base is polished chrome)
- 36", 42", 48", 54", and 60" tables with the Cone Base can only accept the Power Matrix Compact unit at center (no other Power Matrix sizes)
- When specified with Power Matrix or Tech Node, 66", 72", and 84" tables with the Cylinder Base or Cone Base will have two units, one on each side of the table top seam. Must specify two units per table.
- The Cone Base table can only accept one Tech Node unit at center on a 60" table
- The Cone Base table can only accept a Compact Power Matrix

REQUIRED INFORMATION (ORDER CANNOT BE ENTERED WITHOUT THIS INFORMATION)

See appendix pages vi-xii for surface material options.

- Choose Glass Finish (Satin Glass upcharges apply, see options above)
- Choose Sub-Top Finish: Paint Finish or Veneer Finish
- Choose Veneer Finish, if Veneer base specified
- Choose Paint Finish, if Painted base specified
- Choose Metal Finish, if Metal X-Base specified. Upcharge applies for Polished Chrome (-PCCH).
- Choose Powder Coat Finish, if Low Profile Perimeter Power specified

Please Note: Clear Anodized (-CA), GoldMatt Anodized (-GMA), Antique Brass Anodized (-ABA) and Light Bronze Anodized (-LBA) not available on Metal X-Base or Low Profile Perimeter Power.



SOLID SURFACE TOP



ROUND TOP



X-Base



Cylinder Base



Cone Base

ROUND TABLES

| MODEL # | DIAMETER | BASE QTY | TOP SECTIONS | SEATING CAPACITY | X-BASE | | CYLINDER BASE | | CONE BASE | |
|------------|----------|----------|--------------|------------------|--------|---------|---------------|---------|-----------|--|
| | | | | | Metal | Painted | Veneer | Painted | Veneer | |
| | | | | | -XB | -PCB | -VCB | -PCN | -VCN | |
| FWNR-36-SS | 36 | 1 | 1 | 3 | 5,456 | 7,068 | 7,437 | 7,068 | 7,437 | |
| FWNR-42-SS | 42 | 1 | 1 | 4 | 6,067 | 7,679 | 8,048 | 7,679 | 8,048 | |
| FWNR-48-SS | 48 | 1 | 1 | 5 | 7,515 | 9,303 | 9,712 | 9,303 | 9,712 | |
| FWNR-54-SS | 54 | 1 | 1 | 6 | 9,283 | 11,261 | 11,714 | 11,261 | 11,714 | |
| FWNR-60-SS | 60 | 1 | 1 | 6 | 11,016 | 13,114 | 13,595 | 13,114 | 13,595 | |
| FWNR-66-SS | 66 | 1 | 2 | 6 | - | 16,816 | 17,303 | 16,816 | 17,303 | |
| FWNR-72-SS | 72 | 1 | 2 | 8 | - | 18,519 | 19,006 | 18,519 | 19,006 | |
| FWNR-84-SS | 84 | 1 | 2 | 8 | - | 22,371 | 22,858 | 22,371 | 22,858 | |

BASE OPTIONS

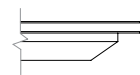
| | CODE | PRICE | NOTES |
|-------------------------------------|-------|-------|-------|
| Polished Chrome Metal X-Base Finish | -PCCH | \$593 | |

POWER OPTIONS

| | CODE | PRICE | NOTES |
|--|----------------|----------------|---|
| Low Profile Perimeter Power Option: | | | Not available on Metal X-Base. See page 29 for location. |
| 48"-54" Tables | -LPP2C | \$3,919 | (6) simplex outlets, (6) USB-A+C ports, (2) Modular AV Inserts/Plates |
| 60"-84" Tables | -LPP4C | \$5,905 | (14) simplex outlets, (14) USB-A+C ports, (4) Modular AV Inserts/Plates |
| For USB-C+C | Add -USB-DualC | No Charge | Replaces USB-A+C ports |
| Field-Wired Option: | | | |
| 48"-54" Tables | Add -FW | DEDUCT \$1,945 | Some local electrical codes may require hardwiring of components and may not allow the use of standard modular power systems. |
| 60"-84" Tables | Add -FW | DEDUCT \$1,945 | A junction box will be provided when ordering the -FW option |

Other Power and Data Options: See pages 204 and 208-214 (only available on Cone and Cylinder Bases)

EDGE PROFILE



Solid Surface Edge

GENERAL INFORMATION

- Solid surface overhangs the subtop 1" and is 1/2"-thick
- Seating capacity based on 27" per person
- Overall table height 29-1/2"
- No power options, including Low Profile Perimeter Power, are available on the Metal X-Base
- Metal X-Bases are not wire management capable
- Cone Base and Cylinder Base includes access panel
- 36", 42", 48", 54", and 60" tables with the Cone Base can only accept the Power Matrix Compact unit at center (no other Power Matrix sizes)
- When specified with Power Matrix or Tech Node, 66", 72", and 84" tables with the Cylinder Base or Cone Base will have two units, one on each side of the table top seam. Must specify two units per table.
- The Cone Base table can only accept one Tech Node unit at center on a 60" table
- The Cone Base table can only accept a Compact Power Matrix
- Power Matrix will have a perimeter bezel on solid surface tops

REQUIRED INFORMATION (ORDER CANNOT BE ENTERED WITHOUT THIS INFORMATION)

See appendix pages vi-xii for surface material options.

- Choose Solid Surface Finish
- Choose Veneer Finish, if Veneer base specified
- Choose Paint Finish, if Painted base specified
- Choose Metal Finish, if Metal X-Base specified. Upcharge applies for Polished Chrome (-PCCH).
- Choose Powder Coat Finish, if Low Profile Perimeter Power specified

Please Note: Clear Anodized (-CA), GoldMatt Anodized (-GMA), Antique Brass Anodized (-ABA) and Light Bronze Anodized (-LBA) not available on Metal X-Base or Low Profile Perimeter Power.



STONE / QUARTZ TOP WITH SQUARE EDGE



ROUND TOP



Cylinder Base



Cone Base

ROUND TABLES

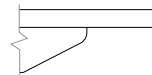
| MODEL # | DIAMETER | BASE QTY | TOP SECTIONS | SEATING CAPACITY | CYLINDER BASE | | CONE BASE | |
|-----------|----------|----------|--------------|------------------|---------------|--------|-----------|--------|
| | | | | | Painted | Veneer | Painted | Veneer |
| | | | | | -PCB | -VCB | -PCN | -VCN |
| FWNR-36-S | 36 | 1 | 1 | 3 | 8,326 | 8,760 | 8,326 | 8,760 |
| FWNR-42-S | 42 | 1 | 1 | 4 | 9,046 | 9,480 | 9,046 | 9,480 |
| FWNR-48-S | 48 | 1 | 1 | 5 | 10,958 | 11,440 | 10,958 | 11,440 |
| FWNR-54-S | 54 | 1 | 1 | 6 | 13,264 | 13,798 | 13,264 | 13,798 |
| FWNR-60-S | 60 | 1 | 2 | 6 | 15,447 | 16,013 | 15,447 | 16,013 |
| FWNR-66-S | 66 | 1 | 2 | 6 | 19,807 | 20,381 | 19,807 | 20,381 |
| FWNR-72-S | 72 | 1 | 2 | 8 | 21,814 | 22,388 | 21,814 | 22,388 |
| FWNR-84-S | 84 | 1 | 2 | 8 | 26,351 | 26,925 | 26,351 | 26,925 |

| BASE OPTIONS | CODE | PRICE | NOTES |
|-------------------------------------|-------|-------|-------|
| Polished Chrome Metal X-Base Finish | -PCCH | \$593 | |

| POWER OPTIONS | CODE | PRICE | NOTES |
|--|----------------|----------------|---|
| Low Profile Perimeter Power Option: | | | Not available on Metal X-Base. See page 29 for location. |
| 48"-54" Tables | -LPP2C | \$3,919 | (6) simplex outlets, (6) USB-A+C ports, (2) Modular AV Inserts/Plates |
| 60"-84" Tables | -LPP4C | \$5,905 | (14) simplex outlets, (14) USB-A+C ports, (4) Modular AV Inserts/Plates |
| For USB-C+C | Add -USB-DualC | No Charge | Replaces USB-A+C ports |
| Field-Wired Option: | | | |
| 48"-54" Tables | Add -FW | DEDUCT \$1,945 | Some local electrical codes may require hardwiring of components and may not allow the use of standard modular power systems. |
| 60"-84" Tables | Add -FW | DEDUCT \$1,945 | A junction box will be provided when ordering the -FW option |

Other Power and Data Options: See pages 204 and 208-214 (only available on Cone and Cylinder Bases)

EDGE PROFILE



Stone/Quartz Edge

GENERAL INFORMATION

- Tops are 2cm thick, cantilevered 3" over a 1-1/8" sub-top
- When Absolute Black Granite stone is specified, the subtop will be painted in Galaxy (S8007)
- When Quartz Carrara Codena or Quartz Serene stone are specified, the subtop will be painted in Cloud (S8004)
- Seating capacity based on 27" per person
- Overall table height is 30" for tables 36"-48" in diameter; 31.25" for tables 54" or larger
- Cone Base and Cylinder Base includes access panel
- 36", 42", 48", 54", and 60" tables with the Cone Base can only accept the Power Matrix Compact unit at center (no other Power Matrix sizes)
- When specified with Power Matrix or Tech Node, 66", 72", and 84" tables with the Cylinder Base or Cone Base will have two units, one on each side of the table top seam. Must specify two units per table.
- The Cone Base table can only accept one Tech Node unit at center on a 60" table
- The Cone Base table can only accept a Compact Power Matrix
- 66" tables with the Cylinder Base can only accept the Power Matrix Compact units (no other Power Matrix sizes)

REQUIRED INFORMATION (ORDER CANNOT BE ENTERED WITHOUT THIS INFORMATION)

See appendix pages vi-xii for surface material options.

- Choose Stone / Quartz
- Choose Veneer Finish, if Veneer base specified
- Choose Paint Finish, if Painted base specified
- Choose Metal Finish, if Metal X-Base specified. Upcharge applies for Polished Chrome (-PCCH).
- Choose Powder Coat Finish, if Low Profile Perimeter Power specified

Please Note: Clear Anodized (-CA), GoldMatt Anodized (-GMA), Antique Brass Anodized (-ABA) and Light Bronze Anodized (-LBA) not available on Metal X-Base or Low Profile Perimeter Power.



STONE / QUARTZ TOP WITH FULL BULLNOSE EDGE



ROUND TOP



Cylinder Base



Cone Base

ROUND TABLES

| MODEL # | DIAMETER | BASE QTY | TOP SECTIONS | SEATING CAPACITY | CYLINDER BASE | | CONE BASE | |
|------------|----------|----------|--------------|------------------|---------------|--------|-----------|--------|
| | | | | | Painted | Veneer | Painted | Veneer |
| | | | | | -PCB | -VCB | -PCN | -VCN |
| FWNR-36-SB | 36 | 1 | 1 | 3 | 8,575 | 9,022 | 8,575 | 9,022 |
| FWNR-42-SB | 42 | 1 | 1 | 4 | 9,317 | 9,764 | 9,317 | 9,764 |
| FWNR-48-SB | 48 | 1 | 1 | 5 | 11,287 | 11,783 | 11,287 | 11,783 |
| FWNR-54-SB | 54 | 1 | 1 | 6 | 13,662 | 14,212 | 13,662 | 14,212 |
| FWNR-60-SB | 60 | 1 | 2 | 6 | 15,910 | 16,494 | 15,910 | 16,494 |
| FWNR-66-SB | 66 | 1 | 2 | 6 | 20,401 | 20,993 | 20,401 | 20,993 |
| FWNR-72-SB | 72 | 1 | 2 | 8 | 22,468 | 23,059 | 22,468 | 23,059 |
| FWNR-84-SB | 84 | 1 | 2 | 8 | 27,141 | 27,732 | 27,141 | 27,732 |

BASE OPTIONS

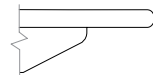
| BASE OPTIONS | CODE | PRICE | NOTES |
|-------------------------------------|-------|-------|-------|
| Polished Chrome Metal X-Base Finish | -PCCH | \$593 | |

POWER OPTIONS

| POWER OPTIONS | CODE | PRICE | NOTES |
|--|----------------|----------------|---|
| Low Profile Perimeter Power Option: | | | Not available on Metal X-Base. See page 29 for location. |
| 48"-54" Tables | -LPP2C | \$3,919 | (6) simplex outlets, (6) USB-A+C ports, (2) Modular AV Inserts/Plates |
| 60"-84" Tables | -LPP4C | \$5,905 | (14) simplex outlets, (14) USB-A+C ports, (4) Modular AV Inserts/Plates |
| For USB-C+C | Add -USB-DualC | No Charge | Replaces USB-A+C ports |
| Field-Wired Option: | | | |
| 48"-54" Tables | Add -FW | DEDUCT \$1,945 | Some local electrical codes may require hardwiring of components and may not allow the use of standard modular power systems. |
| 60"-84" Tables | Add -FW | DEDUCT \$1,945 | A junction box will be provided when ordering the -FW option |

Other Power and Data Options: See pages 204 and 208-214 (only available on Cone and Cylinder Bases)

EDGE PROFILE



Stone/Quartz Full Bullnose Edge

GENERAL INFORMATION

- Tops are 2cm thick, cantilevered 3" over a 2" built-up edge subtop
- When Absolute Black Granite stone is specified, the subtop will be painted in Galaxy (S8007)
- When Quartz Carrara Codena or Quartz Serene stone are specified, the subtop will be painted in Cloud (S8004)
- Seating capacity based on 27" per person
- Overall table height is 30" for tables 36"-48" in diameter; 31.25" for tables 54" or larger
- Cone Base and Cylinder Base includes access panel
- 36", 42", 48", 54", and 60" tables with the Cone Base can only accept the Power Matrix Compact unit at center (no other Power Matrix sizes)
- When specified with Power Matrix or Tech Node, 66", 72", and 84" tables with the Cylinder Base or Cone Base will have two units, one on each side of the table top seam. Must specify two units per table.
- The Cone Base table can only accept one Tech Node unit at center on a 60" table
- The Cone Base table can only accept a Compact Power Matrix
- 66" tables with the Cylinder Base can only accept the Power Matrix Compact units (no other Power Matrix sizes)

REQUIRED INFORMATION (ORDER CANNOT BE ENTERED WITHOUT THIS INFORMATION)

See appendix pages vi-xii for surface material options.

- Choose Stone / Quartz
- Choose Veneer Finish, if Veneer base specified
- Choose Paint Finish, if Painted base specified
- Choose Metal Finish, if Metal X-Base specified. Upcharge applies for Polished Chrome (-PCCH).
- Choose Powder Coat Finish, if Low Profile Perimeter Power specified

Please Note: Clear Anodized (-CA), GoldMatt Anodized (-GMA), Antique Brass Anodized (-ABA) and Light Bronze Anodized (-LBA) not available on Metal X-Base or Low Profile Perimeter Power.



CAFE HEIGHT TOPS AND BASES



ROUND TOP

TOP SURFACE MATERIAL KEY

- PE Laminate Top with Square Edge
- P Inset Laminate Top with Hardwood Edge
- V Veneer
- PW Plank Veneer
- G Glass
- SS Solid Surface



Cafe Height Base

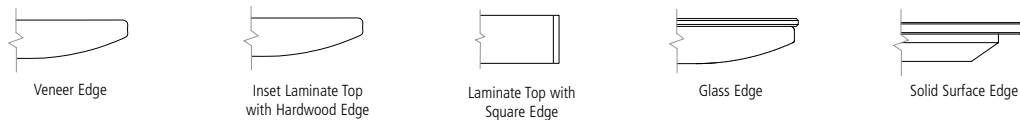
ROUND TABLES

| MODEL # | DIAMETER | HEIGHT | BASE QTY | TOP SECTIONS | SEATING CAPACITY | -PE | -P | -V | -PW | -G | -SS |
|---------|----------|--------|----------|--------------|------------------|-------|-------|-------|-------|-------|-------|
| FWCR-24 | 24 | 42 | 1 | 1 | 2 | 2,405 | 2,529 | 2,676 | 3,078 | 4,102 | 4,362 |
| FWCR-27 | 27 | 42 | 1 | 1 | 2 | 2,492 | 2,627 | 2,779 | 3,196 | 4,289 | 4,530 |
| FWCR-30 | 30 | 42 | 1 | 1 | 3 | 2,720 | 2,859 | 3,025 | 3,479 | 4,629 | 4,931 |
| FWCR-33 | 33 | 42 | 1 | 1 | 3 | 2,999 | 3,142 | 3,324 | 3,823 | 5,031 | 5,419 |
| FWCR-36 | 36 | 42 | 1 | 1 | 4 | 3,162 | 3,317 | 3,509 | 4,036 | 5,329 | 5,720 |
| FWCR-39 | 39 | 42 | 1 | 1 | 4 | 3,338 | 3,505 | 3,708 | 4,265 | 5,652 | 6,045 |
| FWCR-42 | 42 | 42 | 1 | 1 | 4 | 3,527 | 3,707 | 3,922 | 4,511 | 5,998 | 6,393 |

| BASE OPTIONS | CODE | PRICE | NOTES |
|-------------------------------------|-------|-------|-------|
| Polished Chrome Metal X-Base Finish | -PCCH | \$593 | |

| TOP OPTIONS | CODE | PRICE | NOTES |
|-------------|------|-------|-------|
| Satin Glass | -RSG | \$430 | |

EDGE PROFILES



GENERAL INFORMATION

- Veneer tops are 1-1/8"-thick with 3/16"-deep hardwood edge band
- Laminate tops are 1-1/8"-thick with 2mm edge
- Inset laminate tops are 1-1/8"-thick with 3/16" deep hardwood edge band
- Glass tops include a 1-1/8"-thick sub-top with 1/4"-thick back-painted low iron glass
- Unless otherwise specified, the sub-top finish will match the base finish (specification required when base is polished chrome)
- Solid surface overhangs the subtop 1" and is 1/2"-thick
- Seating capacity based on 27" per person


REQUIRED INFORMATION (ORDER CANNOT BE ENTERED WITHOUT THIS INFORMATION)

See appendix pages vi-xii for surface material options.

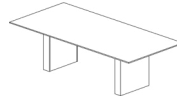
- Choose Veneer Finish, if specified
- Choose Laminate Finish, if specified
- Choose Edge Finish, if Laminate Top specified
- Choose Glass Finish, if specified
- Choose Sub-Top Finish, if Glass specified: Paint Finish or Veneer Finish
- Choose Solid Surface Finish, if specified
- Choose Metal Finish, if Metal base specified. Upcharge applies for Polished Chrome (-PCCH) option.



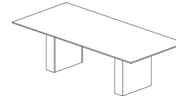
VENEER TOP WITH HARDWOOD EDGE



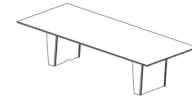
RECTANGLE TOP



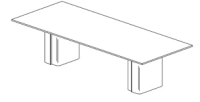
Rectangle Base



Expandable Rectangle Base



Tapered Base




Rounded Rectangle Base

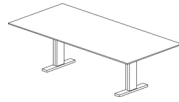
| RECTANGLE TABLES | | | | | RECTANGLE BASE | | EXPANDABLE RECTANGLE BASE | | TAPERED BASE | | | | ROUNDED RECTANGLE BASE | | |
|------------------|----------|----------|--------------|------------------|----------------|--------|---------------------------|--------|--------------|---------|--------|--------|------------------------|---------|--------|
| | | | | | Painted | Veneer | Painted | Veneer | Laminate | Painted | Veneer | Fenix | Laminate | Painted | Veneer |
| MODEL # | L x W | BASE QTY | TOP SECTIONS | SEATING CAPACITY | -PR | -VR | -PX | -VX | -LTP | -PTP | -VTP | -FTP | -LRR | -PRR | -VRR |
| FWNT-7236-V | 72 x 36 | 2 | 1 | 6 | 6,111 | 6,520 | 6,520 | 6,952 | - | - | - | - | - | - | - |
| FWNT-7242-V | 72 x 42 | 2 | 1 | 6 | 6,943 | 7,388 | 7,388 | 7,858 | - | - | - | - | - | - | - |
| FWNT-7842-V | 78 x 42 | 2 | 1 | 6 | 7,646 | 8,122 | 8,122 | 8,624 | - | - | - | - | - | - | - |
| FWNT-8442-V | 84 x 42 | 2 | 1 | 8 | 7,866 | 8,342 | 8,342 | 8,844 | - | - | - | - | - | - | - |
| FWNT-8448-V | 84 x 48 | 2 | 1 | 8 | 8,521 | 9,013 | 9,013 | 9,533 | 10,212 | 10,212 | 10,725 | 10,260 | 10,545 | 10,545 | 11,071 |
| FWNT-9042-V | 90 x 42 | 2 | 1 | 8 | 8,505 | 9,006 | 9,006 | 9,534 | - | - | - | - | - | - | - |
| FWNT-9048-V | 90 x 48 | 2 | 1 | 8 | 9,231 | 9,749 | 9,749 | 10,296 | 11,010 | 11,010 | 11,550 | 11,061 | 11,360 | 11,360 | 11,914 |
| FWNT-9642-V | 96 x 42 | 2 | 1 | 8 | 8,737 | 9,237 | 9,237 | 9,766 | - | - | - | - | - | - | - |
| FWNT-9648-V | 96 x 48 | 2 | 1 | 8 | 9,499 | 10,017 | 10,017 | 10,564 | 11,278 | 11,278 | 11,817 | 11,329 | 11,628 | 11,628 | 12,182 |
| FWNT-10242-V | 102 x 42 | 2 | 1 | 8 | 9,467 | 9,995 | 9,995 | 10,553 | - | - | - | - | - | - | - |
| FWNT-10248-V | 102 x 48 | 2 | 1 | 8 | 10,310 | 10,857 | 10,857 | 11,434 | 12,188 | 12,188 | 12,757 | 12,242 | 12,557 | 12,557 | 13,142 |
| FWNT-10842-V | 108 x 42 | 2 | 1 | 10 | 9,711 | 10,240 | 10,240 | 10,797 | - | - | - | - | - | - | - |
| FWNT-10848-V | 108 x 48 | 2 | 1 | 10 | 10,594 | 11,141 | 11,141 | 11,718 | 12,472 | 12,472 | 13,041 | 12,526 | 12,841 | 12,841 | 13,426 |
| FWNT-10854-V | 108 x 54 | 2 | 1 | 12 | 11,637 | 12,208 | 12,208 | 12,810 | 13,598 | 13,598 | 14,193 | 13,654 | 13,984 | 13,984 | 14,595 |
| FWNT-11442-V | 114 x 42 | 2 | 1 | 10 | 10,480 | 11,036 | 11,036 | 11,623 | - | - | - | - | - | - | - |
| FWNT-11448-V | 114 x 48 | 2 | 1 | 10 | 11,450 | 12,025 | 12,025 | 12,632 | 13,426 | 13,426 | 14,025 | 13,483 | 13,815 | 13,815 | 14,430 |
| FWNT-11454-V | 114 x 54 | 2 | 1 | 12 | 12,594 | 13,194 | 13,194 | 13,829 | 14,658 | 14,658 | 15,284 | 14,717 | 15,064 | 15,064 | 15,707 |
| FWNT-12042-V | 120 x 42 | 2 | 1 | 10 | 10,737 | 11,293 | 11,293 | 11,880 | - | - | - | - | - | - | - |
| FWNT-12048-V | 120 x 48 | 2 | 1 | 10 | 11,748 | 12,323 | 12,323 | 12,930 | 13,724 | 13,724 | 14,323 | 13,781 | 14,113 | 14,113 | 14,728 |
| FWNT-12054-V | 120 x 54 | 2 | 1 | 12 | 12,939 | 13,539 | 13,539 | 14,174 | 15,003 | 15,003 | 15,629 | 15,062 | 15,409 | 15,409 | 16,052 |
| FWNT-13248-V | 132 x 48 | 2 | 2 | 10 | 12,858 | 13,457 | 13,457 | 14,089 | 14,916 | 14,916 | 15,541 | 14,975 | 15,321 | 15,321 | 15,963 |
| FWNT-13254-V | 132 x 54 | 2 | 2 | 12 | 14,196 | 14,822 | 14,822 | 15,483 | 16,347 | 16,347 | 16,999 | 16,408 | 16,770 | 16,770 | 17,439 |
| FWNT-14448-V | 144 x 48 | 2 | 2 | 12 | 14,019 | 14,642 | 14,642 | 15,300 | 16,160 | 16,160 | 16,809 | 16,221 | 16,581 | 16,581 | 17,248 |
| FWNT-14454-V | 144 x 54 | 2 | 2 | 14 | 15,510 | 16,161 | 16,161 | 16,848 | 17,747 | 17,747 | 18,425 | 17,811 | 18,187 | 18,187 | 18,883 |
| FWNT-14460-V | 144 x 60 | 2 | 2 | 14 | 17,251 | 17,936 | 17,936 | 18,660 | 19,606 | 19,606 | 20,321 | 19,674 | 20,070 | 20,070 | 20,803 |
| FWNT-15648-V | 156 x 48 | 3 | 2 | 14 | 18,146 | 19,090 | 19,090 | 20,088 | 21,391 | 21,391 | 22,375 | 21,484 | 22,029 | 22,029 | 23,040 |
| FWNT-15654-V | 156 x 54 | 3 | 2 | 14 | 19,904 | 20,890 | 20,890 | 21,931 | 23,292 | 23,292 | 24,320 | 23,390 | 23,959 | 23,959 | 25,015 |
| FWNT-15660-V | 156 x 60 | 3 | 2 | 14 | 21,965 | 23,003 | 23,003 | 24,100 | 25,534 | 25,534 | 26,616 | 25,636 | 26,236 | 26,236 | 27,347 |
| FWNT-16854-V | 168 x 54 | 3 | 2 | 16 | 20,754 | 21,741 | 21,741 | 22,782 | 24,143 | 24,143 | 25,171 | 24,240 | 24,810 | 24,810 | 25,865 |
| FWNT-16860-V | 168 x 60 | 3 | 2 | 16 | 22,938 | 23,976 | 23,976 | 25,073 | 26,507 | 26,507 | 27,589 | 26,609 | 27,209 | 27,209 | 28,321 |
| FWNT-18054-V | 180 x 54 | 3 | 2 | 16 | 21,605 | 22,591 | 22,591 | 23,633 | 24,994 | 24,994 | 26,022 | 25,091 | 25,661 | 25,661 | 26,716 |
| FWNT-18060-V | 180 x 60 | 3 | 2 | 16 | 23,911 | 24,949 | 24,949 | 26,046 | 27,480 | 27,480 | 28,562 | 27,582 | 28,182 | 28,182 | 29,294 |
| FWNT-19254-V | 192 x 54 | 3 | 2 | 18 | 22,456 | 23,442 | 23,442 | 24,484 | 25,706 | 25,706 | 26,998 | 25,817 | 26,553 | 26,553 | 27,887 |
| FWNT-19260-V | 192 x 60 | 3 | 2 | 18 | 24,884 | 25,922 | 25,922 | 27,019 | 28,307 | 28,307 | 29,667 | 28,424 | 29,199 | 29,199 | 30,603 |
| FWNT-19266-V | 192 x 66 | 3 | 4 | 18 | 30,990 | 32,092 | 32,092 | 33,255 | 34,620 | 34,620 | 36,063 | 34,745 | 35,567 | 35,567 | 37,056 |
| FWNT-19272-V | 192 x 72 | 3 | 4 | 18 | 32,551 | 33,653 | 33,653 | 34,816 | 34,785 | 34,785 | 36,461 | 34,925 | 35,933 | 35,933 | 37,655 |
| FWNT-20454-V | 204 x 54 | 3 | 2 | 18 | 24,254 | 25,280 | 25,280 | 26,364 | 27,636 | 27,636 | 28,980 | 27,751 | 28,517 | 28,517 | 29,905 |
| FWNT-20460-V | 204 x 60 | 3 | 2 | 18 | 26,907 | 27,988 | 27,988 | 29,129 | 30,469 | 30,469 | 31,885 | 30,591 | 31,397 | 31,397 | 32,859 |
| FWNT-20466-V | 204 x 66 | 3 | 4 | 18 | 33,589 | 34,735 | 34,735 | 35,946 | 37,366 | 37,366 | 38,868 | 37,496 | 38,351 | 38,351 | 39,901 |
| FWNT-20472-V | 204 x 72 | 3 | 4 | 18 | 35,315 | 36,461 | 36,461 | 37,672 | 37,640 | 37,640 | 39,383 | 37,785 | 38,834 | 38,834 | 40,626 |
| FWNT-21654-V | 216 x 54 | 3 | 2 | 20 | 25,752 | 26,803 | 26,803 | 27,913 | 29,216 | 29,216 | 30,593 | 29,335 | 30,119 | 30,119 | 31,541 |
| FWNT-21660-V | 216 x 60 | 3 | 2 | 20 | 28,601 | 29,708 | 29,708 | 30,877 | 32,250 | 32,250 | 33,700 | 32,374 | 33,201 | 33,201 | 34,698 |
| FWNT-21666-V | 216 x 66 | 3 | 4 | 20 | 35,781 | 36,955 | 36,955 | 38,195 | 39,651 | 39,651 | 41,189 | 39,783 | 40,659 | 40,659 | 42,247 |
| FWNT-21672-V | 216 x 72 | 3 | 4 | 20 | 37,653 | 38,827 | 38,827 | 40,067 | 40,034 | 40,034 | 41,820 | 40,183 | 41,258 | 41,258 | 43,094 |
| FWNT-22854-V | 228 x 54 | 3 | 2 | 20 | 26,912 | 27,973 | 27,973 | 29,094 | 30,410 | 30,410 | 31,800 | 30,529 | 31,321 | 31,321 | 32,756 |
| FWNT-22860-V | 228 x 60 | 3 | 2 | 20 | 29,920 | 31,037 | 31,037 | 32,218 | 33,603 | 33,603 | 35,067 | 33,729 | 34,563 | 34,563 | 36,074 |
| FWNT-22866-V | 228 x 66 | 3 | 4 | 20 | 37,507 | 38,693 | 38,693 | 39,945 | 41,414 | 41,414 | 42,967 | 41,548 | 42,432 | 42,432 | 44,035 |
| FWNT-22872-V | 228 x 72 | 3 | 4 | 20 | 39,502 | 40,688 | 40,688 | 41,940 | 41,907 | 41,907 | 43,710 | 42,057 | 43,142 | 43,142 | 44,995 |
| FWNT-24054-V | 240 x 54 | 3 | 2 | 20 | 28,143 | 29,216 | 29,216 | 30,350 | 31,680 | 31,680 | 33,086 | 31,801 | 32,602 | 32,602 | 34,053 |
| FWNT-24060-V | 240 x 60 | 3 | 2 | 20 | 31,317 | 32,448 | 32,448 | 33,642 | 35,042 | 35,042 | 36,523 | 35,170 | 36,013 | 36,013 | 37,542 |
| FWNT-24066-V | 240 x 66 | 3 | 4 | 20 | 39,334 | 40,532 | 40,532 | 41,799 | 43,284 | 43,284 | 44,855 | 43,419 | 44,314 | 44,314 | 45,935 |
| FWNT-24072-V | 240 x 72 | 3 | 4 | 20 | 41,458 | 42,656 | 42,656 | 43,923 | 43,889 | 43,889 | 45,712 | 44,041 | 45,138 | 45,138 | 47,012 |



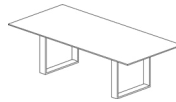
VENEER TOP WITH HARDWOOD EDGE



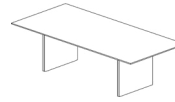
RECTANGLE TOP



T-Base



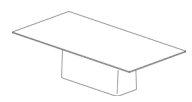
Hoop Base



Panel Base



Four Post Base



Island Base

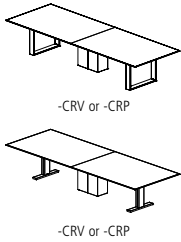
RECTANGLE TABLES

| MODEL # | L x W | BASE QTY | TOP SECTIONS | SEATING CAPACITY | T-BASE | | HOOP BASE | | PANEL BASE | | FOUR POST BASE | | ISLAND BASE | |
|--------------|----------|----------|--------------|------------------|--------|--------|-----------|--------|------------|--------|----------------|--------|-------------|--------|
| | | | | | Metal | Veneer | Metal | Veneer | Painted | Veneer | Painted | Veneer | Painted | Veneer |
| | | | | | -TB | -HP | -VHP | -PP | -VP | -P4 | -V4 | -PN | -VN | |
| FWNT-7236-V | 72 x 36 | 2 | 1 | 6 | 5,472 | - | - | - | - | 6,111 | 6,520 | - | - | |
| FWNT-7242-V | 72 x 42 | 2 | 1 | 6 | 6,248 | - | - | - | - | 6,943 | 7,388 | - | - | |
| FWNT-7842-V | 78 x 42 | 2 | 1 | 6 | 6,903 | - | - | - | - | 7,646 | 8,122 | - | - | |
| FWNT-8442-V | 84 x 42 | 2 | 1 | 8 | 7,122 | - | - | - | - | 7,866 | 8,342 | - | - | |
| FWNT-8448-V | 84 x 48 | 2 | 1 | 8 | 7,752 | 9,013 | 11,736 | 7,204 | 7,745 | 8,521 | 9,013 | - | - | |
| FWNT-9042-V | 90 x 42 | 2 | 1 | 8 | 7,723 | - | - | - | - | 8,505 | 9,006 | - | - | |
| FWNT-9048-V | 90 x 48 | 2 | 1 | 8 | 8,422 | 9,749 | 12,614 | 7,846 | 8,415 | 9,231 | 9,749 | - | - | |
| FWNT-9642-V | 96 x 42 | 2 | 1 | 8 | 7,955 | - | - | - | - | 8,737 | 9,237 | - | - | |
| FWNT-9648-V | 96 x 48 | 2 | 1 | 8 | 8,690 | 10,017 | 12,882 | 8,114 | 8,683 | 9,499 | 10,017 | - | - | |
| FWNT-10242-V | 102 x 42 | 2 | 1 | 8 | 8,641 | - | - | - | - | 9,467 | 9,995 | - | - | |
| FWNT-10248-V | 102 x 48 | 2 | 1 | 8 | 9,456 | 10,857 | 13,881 | 8,848 | 9,449 | 10,310 | 10,857 | - | - | |
| FWNT-10842-V | 108 x 42 | 2 | 1 | 10 | 8,886 | - | - | - | - | 9,711 | 10,240 | - | - | |
| FWNT-10848-V | 108 x 48 | 2 | 1 | 10 | 9,740 | 11,141 | 14,165 | 9,132 | 9,732 | 10,594 | 11,141 | - | - | |
| FWNT-10854-V | 108 x 54 | 2 | 1 | 12 | 10,745 | 12,208 | 15,366 | 10,110 | 10,737 | 11,637 | 12,208 | 13,031 | 13,630 | |
| FWNT-11442-V | 114 x 42 | 2 | 1 | 10 | 9,610 | - | - | - | - | 10,480 | 11,036 | - | - | |
| FWNT-11448-V | 114 x 48 | 2 | 1 | 10 | 10,551 | 12,025 | 15,208 | 9,911 | 10,542 | 11,450 | 12,025 | - | - | |
| FWNT-11454-V | 114 x 54 | 2 | 1 | 12 | 11,655 | 13,194 | 16,519 | 10,986 | 11,646 | 12,594 | 13,194 | 14,062 | 14,692 | |
| FWNT-12042-V | 120 x 42 | 2 | 1 | 10 | 9,868 | - | - | - | - | 10,737 | 11,293 | - | - | |
| FWNT-12048-V | 120 x 48 | 2 | 1 | 10 | 10,849 | 12,323 | 15,506 | 10,209 | 10,840 | 11,748 | 12,323 | - | - | |
| FWNT-12054-V | 120 x 54 | 2 | 1 | 12 | 11,999 | 13,539 | 16,864 | 11,331 | 11,991 | 12,939 | 13,539 | 14,406 | 15,037 | |
| FWNT-13248-V | 132 x 48 | 2 | 2 | 10 | 11,921 | 13,457 | 16,773 | 11,254 | 11,913 | 12,858 | 13,457 | - | - | |
| FWNT-13254-V | 132 x 54 | 2 | 2 | 12 | 13,218 | 14,822 | 18,285 | 12,522 | 13,209 | 14,196 | 14,822 | 15,725 | 16,382 | |
| FWNT-14448-V | 144 x 48 | 2 | 2 | 12 | 13,045 | 14,642 | 18,090 | 12,351 | 13,036 | 14,019 | 14,642 | - | - | |
| FWNT-14454-V | 144 x 54 | 2 | 2 | 14 | 14,493 | 16,161 | 19,763 | 13,769 | 14,484 | 15,510 | 16,161 | 17,100 | 17,783 | |
| FWNT-14460-V | 144 x 60 | 2 | 2 | 14 | 16,180 | 17,936 | 21,730 | 15,417 | 16,170 | 17,251 | 17,936 | 18,926 | 19,645 | |
| FWNT-15648-V | 156 x 48 | 3 | 2 | 14 | 16,670 | 19,090 | 24,316 | 15,620 | 16,657 | - | - | - | - | |
| FWNT-15654-V | 156 x 54 | 3 | 2 | 14 | 18,362 | 20,890 | 26,348 | 17,265 | 18,348 | 19,904 | 20,890 | 19,200 | 19,890 | |
| FWNT-15660-V | 156 x 60 | 3 | 2 | 14 | 20,341 | 23,003 | 28,752 | 19,185 | 20,326 | 21,965 | 23,003 | 21,224 | 21,950 | |
| FWNT-16854-V | 168 x 54 | 3 | 2 | 16 | 19,213 | 21,741 | 27,199 | 18,116 | 19,199 | 20,754 | 21,741 | 20,051 | 20,741 | |
| FWNT-16860-V | 168 x 60 | 3 | 2 | 16 | 21,314 | 23,976 | 29,725 | 20,159 | 21,299 | 22,938 | 23,976 | 22,197 | 22,923 | |
| FWNT-18054-V | 180 x 54 | 3 | 2 | 16 | 20,064 | 22,591 | 28,050 | 18,967 | 20,050 | 21,605 | 22,591 | 21,128 | 21,808 | |
| FWNT-18060-V | 180 x 60 | 3 | 2 | 16 | 22,287 | 24,949 | 30,698 | 21,132 | 22,273 | 23,911 | 24,949 | 22,728 | 23,181 | |
| FWNT-19254-V | 192 x 54 | 3 | 2 | 18 | 20,915 | 23,442 | 28,900 | 19,817 | 20,901 | 22,456 | 23,442 | 21,799 | 22,359 | |
| FWNT-19260-V | 192 x 60 | 3 | 2 | 18 | 23,260 | 25,922 | 31,671 | 22,105 | 23,246 | 24,884 | 25,922 | 23,701 | 24,154 | |
| FWNT-19266-V | 192 x 66 | 3 | 4 | 18 | - | 32,092 | 38,189 | 28,043 | 29,253 | 30,990 | 32,092 | 29,160 | 29,701 | |
| FWNT-19272-V | 192 x 72 | 3 | 4 | 18 | - | 33,653 | 38,757 | 29,604 | 30,814 | 32,551 | 33,653 | 30,721 | 31,262 | |
| FWNT-20454-V | 204 x 54 | 3 | 2 | 18 | 22,649 | 25,280 | 30,960 | 21,508 | 22,635 | 24,254 | 25,280 | 23,001 | 23,437 | |
| FWNT-20460-V | 204 x 60 | 3 | 2 | 18 | 25,218 | 27,988 | 33,970 | 24,015 | 25,202 | 26,907 | 27,988 | 25,960 | 26,472 | |
| FWNT-20466-V | 204 x 66 | 3 | 4 | 18 | - | 34,735 | 41,080 | 30,522 | 31,781 | 33,589 | 34,735 | 31,009 | 31,612 | |
| FWNT-20472-V | 204 x 72 | 3 | 4 | 18 | - | 36,461 | 41,772 | 32,248 | 33,507 | 35,315 | 36,461 | 32,735 | 33,338 | |
| FWNT-21654-V | 216 x 54 | 3 | 2 | 20 | 24,109 | 26,803 | 32,621 | 22,939 | 24,094 | 25,752 | 26,803 | 24,639 | 25,110 | |
| FWNT-21660-V | 216 x 60 | 3 | 2 | 20 | 26,870 | 29,708 | 35,836 | 25,638 | 26,855 | 28,601 | 29,708 | 27,401 | 28,050 | |
| FWNT-21666-V | 216 x 66 | 3 | 4 | 20 | - | 36,955 | 43,454 | 32,639 | 33,929 | 35,781 | 36,955 | 33,557 | 34,000 | |
| FWNT-21672-V | 216 x 72 | 3 | 4 | 20 | - | 38,827 | 44,268 | 34,511 | 35,801 | 37,653 | 38,827 | 34,229 | 34,872 | |
| FWNT-22854-V | 228 x 54 | 3 | 2 | 20 | 25,253 | 27,973 | 33,847 | 24,072 | 25,238 | 26,912 | 27,973 | 25,856 | 26,340 | |
| FWNT-22860-V | 228 x 60 | 3 | 2 | 20 | 28,172 | 31,037 | 37,224 | 26,929 | 28,157 | 29,920 | 31,037 | 28,179 | 28,743 | |
| FWNT-22866-V | 228 x 66 | 3 | 4 | 20 | - | 38,693 | 45,254 | 34,335 | 35,638 | 37,507 | 38,693 | 34,147 | 34,805 | |
| FWNT-22872-V | 228 x 72 | 3 | 4 | 20 | - | 40,688 | 46,180 | 36,330 | 37,633 | 39,502 | 40,688 | 36,142 | 36,800 | |
| FWNT-24054-V | 240 x 54 | 3 | 2 | 20 | 26,465 | 29,216 | 35,156 | 25,271 | 26,450 | 28,143 | 29,216 | 26,154 | 26,655 | |
| FWNT-24060-V | 240 x 60 | 3 | 2 | 20 | 29,550 | 32,448 | 38,704 | 28,293 | 29,534 | 31,317 | 32,448 | 29,648 | 30,229 | |
| FWNT-24066-V | 240 x 66 | 3 | 4 | 20 | - | 40,532 | 47,168 | 36,126 | 37,443 | 39,334 | 40,532 | 36,048 | 36,725 | |
| FWNT-24072-V | 240 x 72 | 3 | 4 | 20 | - | 42,656 | 48,211 | 38,250 | 39,567 | 41,458 | 42,656 | 38,172 | 38,849 | |



VENEER TOP WITH HARDWOOD EDGE


| BASE OPTIONS | CODE | PRICE | NOTES |
|--|-----------------------|-------------------|--|
| Metal Trim Finish Options: | | | |
| Powder Coat | No Code | No Charge | Tapered and Rounded Rectangle Bases are standard with a metal trim detail in either Powder Coat or Clear Anodized. Other finishes available at an upcharge. |
| Clear Anodized | -CA | No Charge | |
| GoldMatt Anodized | -GMA | \$941 | |
| Antique Brass Anodized | -ABA | \$941 | |
| Light Bronze Anodized | -LBA | \$471 | |
| High Polish Finish | -HPF | \$554 | |
| Upholstered Base Option: | | | |
| | | -COM | -A -B -C -D -E -F -G |
| Upholstered Base, 48" Wide Table | -UPH-48 | \$1,045 | \$1,359 \$1,463 \$1,568 \$1,672 \$2,404 \$2,822 \$3,031 |
| Upholstered Base, 54" Wide Table | -UPH-54 | \$1,045 | \$1,411 \$1,516 \$1,550 \$1,725 \$2,508 \$2,926 \$3,135 |
| Upholstered Base, 60" Wide Table | -UPH-60 | \$1,045 | \$1,463 \$1,568 \$1,672 \$1,777 \$2,717 \$3,135 \$3,344 |
| Upholstered Base, 66" Wide Table | -UPH-66 | \$1,045 | \$1,568 \$1,672 \$1,777 \$1,881 \$3,135 \$3,553 \$3,762 |
| Upholstered Base, 72" Wide Table | -UPH-72 | \$1,045 | \$1,672 \$1,777 \$1,881 \$1,986 \$3,658 \$4,076 \$4,285 |
| Acrylic Base Option: | | | |
| Acrylic, 48" Wide Table | -ACR-48 | \$2,000 | Acrylic option applied to end/inner panels of Tapered Bases only. |
| Acrylic, 54" Wide Table | -ACR-54 | \$2,400 | |
| Acrylic, 60" Wide Table | -ACR-60 | \$2,600 | |
| Acrylic, 66" Wide Table | -ACR-66 | \$2,800 | |
| Acrylic, 72" Wide Table | -ACR-72 | \$3,100 | |
| Paint Option: | | | |
| Veneer Rounded Rectangle Base Inner Shell | -PVRR | DEDUCT \$471 | Paint option on Veneer Rounded Rectangle Base Inner Shell |
| Laminate Rounded Rectangle Base Inner Shell | -PLRR | No Charge | Paint option on Laminate Rounded Rectangle Base Inner Shell |
| Fenix Tapered Base End/Inner Panels | -PFTP | DEDUCT \$471 | Paint option on Fenix Tapered Base End/Inner Panels |
| Veneer Tapered Base End/Inner Panels | -PVTP | DEDUCT \$471 | Paint option on Veneer Tapered Base End/Inner Panels |
| Laminate Tapered Base End/Inner Panels | -PLTP | No Charge | Paint option on Laminate Tapered Base End/Inner Panels |
| Remove Center Column for Four Post Base Options: | | | |
| If -P4 base is selected | -4COLP | DEDUCT \$903 | Available on tables 96" and shorter only |
| If -V4 base is selected | -4COLV | DEDUCT \$1,392 | |
| Center Column Base Finish Options: | | | |
| Painted Center Column Base* | -CRP | No Charge | To replace existing middle base (Hoop Base and T-Base only) |
| Veneer Center Column Base* | -CRV | No Charge | |
| Polished Chrome Finish Options: | | | |
| Polished Chrome Four Post Base | -PCFB | \$2,768 | *When specifying -CRV or -CRP in conjunction with a Polished Chrome finish on Hoop Base or T-Base tables with 3 bases, use the upcharge code and pricing for 2 base tables (-PCHP2 or -PCTB2). |
| Polished Chrome Hoop Base (2 base tables) | -PCHP2 | \$2,768 | |
| Polished Chrome Hoop Base (3 base tables) | -PCHP3 | \$4,149 | |
| Polished Chrome T-Base (2 base tables) | -PCTB2 | \$2,768 | |
| Polished Chrome T-Base (3 base tables) | -PCTB3 | \$4,149 | |
| T-Base Combination Finish (2 base tables) | -PCCBF2 | \$1,694 | |
| T-Base Combination Finish (3 base tables) | -PCCBF3 | \$2,542 | |
| TOP OPTIONS | | | |
| Multi-Section Tops: | | | |
| 102", 108", 114" and 120" one-piece tops split into two sections | Specify -2 | \$824 | Power Matrix (center of table location only) cannot be specified when this option is selected |
| 204", 216", 228" or 240" two-piece tops split into four sections | Specify -4 | \$1,642 | |
| POWER OPTIONS | | | |
| Low Profile Perimeter Power Option: | | | See page 29 for location information |
| 72"-132" Tables | -LPP6C | \$6,532 | (10) simplex outlets, (10) USB-A+C ports, (4) Modular AV Inserts/Plates |
| 144"-156" Tables | -LPP8C | \$9,144 | |
| 168"-240" Tables | -LPP10C | \$12,436 | |
| For USB-C+C | Add -USB-DualC | No Charge | |
| Field-Wired Option: | | | |
| 72"-132" Tables | Add -FW | DEDUCT \$1,945 | Some local electrical codes may require hardwiring of components and may not allow the use of standard modular power systems. A junction box will be provided when ordering the -FW option |
| 144"-156" Tables | Add -FW | DEDUCT \$2,378 | |
| 168"-240" Tables | Add -FW | DEDUCT \$2,913 | |
| Other Power and Data Options: | | See pages 204-213 | |





VENEER TOP WITH HARDWOOD EDGE

EDGE PROFILE



Reverse Flow Edge

GENERAL INFORMATION

- Tops are 1-1/8"-thick with 3/16"-deep hardwood edge band
- Seating capacity based on 27" per person
- Overall table height 29.5"
- Four Post Base includes a 12"x24" center column for wire management. Center column may be removed from tables 96" and shorter with options -4COLP or -4COLV above. On tables over 96", the center column is required for support.
- T-Base combination finish includes a Polished Chrome foot and Powder Coat vertical column
- Beam finish will match Metal Finish selection. If no Metal Finish is selected, beams will be Foil.
- If Polished Chrome Finish is specified on the T-Base or Hoop Base, the beams will be Foil. If Polished Chrome Finish is specified on the Four Post Base, the beams will be Clear Anodized.
- Tables with three Hoop or T-Bases will default to the same base style for all three bases. An alternate Center Column Base may also be specified above.
- One wire manager included with the Hoop Base table (regardless of table size). Can be adhered to the leg and will default to the finish of the leg. Wire manager on veneer Hoop Bases will be veneered to match the base veneer option. If additional wire management channels are required, they can be purchased separately at the end of the price list.
- Rectangle, Expandable Rectangle, Tapered, Rounded Rectangle, Metal T-Base, Panel, Island, and Center Column bases include a removable access panel
- Tapered and Rounded Rectangle bases standard with a metal trim detail
- Veneer Hoop Base finish will match Top veneer finish
- Upholstery option is applied on the Rounded Rectangle outer base shell or Tapered Base end panel. For COM fabrics, yardage requirement is 1 yard per base.
- Center Wire Chase available on two base tables for more robust wire management needs. See page 213.
- On Tapered base tables with center bases, the center base will default to the finish selections specified for the end bases. Metal finish on center bases will default to the finish selection on the end base.
- On Rounded Rectangle base tables with center bases, both sides of the center base will default to the finish selection specified for the inner shell of the end bases. Metal finish on center base will default to finish selection specified for end base.
- If a powder coat finish is not selected for the Low Profile Perimeter Power, the finish will match the beam metal finish (Foil is the default when Clear Anodized is selected)


REQUIRED INFORMATION (ORDER CANNOT BE ENTERED WITHOUT THIS INFORMATION)

See appendix pages vi-xii for surface material options.

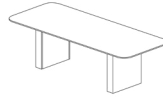
- Choose Veneer Finish
- Choose Laminate Finish, if Laminate base specified
- Choose Fenix Finish, if Fenix base specified
- Choose Paint Finish, if Painted base or paint option specified
- Choose Metal Finish. Clear Anodized (-CA), GoldMatt Anodized (-GMA), Antique Brass Anodized (-ABA) and Light Bronze Anodized (-LBA) not available on T-Base or Hoop Base.
- Choose Powder Coat Finish, if Low Profile Perimeter Power is selected
- Choose Metal Finish for base trim detail, if Tapered or Rounded Rectangle Bases specified
- Choose Upholstery, if Upholstery Base Option specified
- Choose Acrylic Finish, if Acrylic Base Option specified



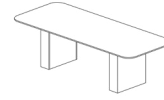
VENEER TOP WITH HARDWOOD EDGE



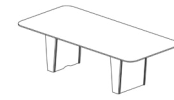
RADIUS RECTANGLE TOP



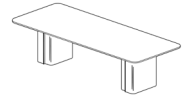
Rectangle Base



Expandable Rectangle Base



Tapered Base



Rounded Rectangle Base

RADIUS RECTANGLE TABLES

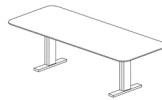
| MODEL # | L x W | BASE QTY | TOP SECTIONS | SEATING CAPACITY | RECTANGLE BASE | | EXPANDABLE RECTANGLE BASE | | TAPERED BASE | | | | ROUNDED RECTANGLE BASE | | |
|--------------|----------|----------|--------------|------------------|----------------|--------|---------------------------|--------|--------------|---------|--------|--------|------------------------|---------|--------|
| | | | | | Painted | Veneer | Painted | Veneer | Laminate | Painted | Veneer | Fenix | Laminate | Painted | Veneer |
| | | | | | -PR | -VR | -PX | -VX | -LTP | -PTP | -VTP | -FTP | -LRR | -PRR | -VRR |
| FWNC-7236-V | 72 x 36 | 2 | 1 | 6 | 6,111 | 6,520 | 6,520 | 6,952 | - | - | - | - | - | - | - |
| FWNC-7242-V | 72 x 42 | 2 | 1 | 6 | 6,943 | 7,388 | 7,388 | 7,858 | - | - | - | - | - | - | - |
| FWNC-7842-V | 78 x 42 | 2 | 1 | 6 | 7,646 | 8,122 | 8,122 | 8,624 | - | - | - | - | - | - | - |
| FWNC-8442-V | 84 x 42 | 2 | 1 | 8 | 7,866 | 8,342 | 8,342 | 8,844 | - | - | - | - | - | - | - |
| FWNC-8448-V | 84 x 48 | 2 | 1 | 8 | 8,521 | 9,013 | 9,013 | 9,533 | 10,212 | 10,212 | 10,725 | 10,260 | 10,545 | 10,545 | 11,071 |
| FWNC-9042-V | 90 x 42 | 2 | 1 | 8 | 8,505 | 9,006 | 9,006 | 9,534 | - | - | - | - | - | - | - |
| FWNC-9048-V | 90 x 48 | 2 | 1 | 8 | 9,231 | 9,749 | 9,749 | 10,296 | 11,010 | 11,010 | 11,550 | 11,061 | 11,360 | 11,360 | 11,914 |
| FWNC-9642-V | 96 x 42 | 2 | 1 | 8 | 8,737 | 9,237 | 9,237 | 9,766 | - | - | - | - | - | - | - |
| FWNC-9648-V | 96 x 48 | 2 | 1 | 8 | 9,499 | 10,017 | 10,017 | 10,564 | 11,278 | 11,278 | 11,817 | 11,329 | 11,628 | 11,628 | 12,182 |
| FWNC-10242-V | 102 x 42 | 2 | 1 | 8 | 9,467 | 9,995 | 9,995 | 10,553 | - | - | - | - | - | - | - |
| FWNC-10248-V | 102 x 48 | 2 | 1 | 8 | 10,310 | 10,857 | 10,857 | 11,434 | 12,188 | 12,188 | 12,757 | 12,242 | 12,557 | 12,557 | 13,142 |
| FWNC-10842-V | 108 x 42 | 2 | 1 | 10 | 9,711 | 10,240 | 10,240 | 10,797 | - | - | - | - | - | - | - |
| FWNC-10848-V | 108 x 48 | 2 | 1 | 10 | 10,594 | 11,141 | 11,141 | 11,718 | 12,472 | 12,472 | 13,041 | 12,526 | 12,841 | 12,841 | 13,426 |
| FWNC-10854-V | 108 x 54 | 2 | 1 | 12 | 11,637 | 12,208 | 12,208 | 12,810 | 13,598 | 13,598 | 14,193 | 13,654 | 13,984 | 13,984 | 14,595 |
| FWNC-11442-V | 114 x 42 | 2 | 1 | 10 | 10,480 | 11,036 | 11,036 | 11,623 | - | - | - | - | - | - | - |
| FWNC-11448-V | 114 x 48 | 2 | 1 | 10 | 11,450 | 12,025 | 12,025 | 12,632 | 13,426 | 13,426 | 14,025 | 13,483 | 13,815 | 13,815 | 14,430 |
| FWNC-11454-V | 114 x 54 | 2 | 1 | 12 | 12,594 | 13,194 | 13,194 | 13,829 | 14,658 | 14,658 | 15,284 | 14,717 | 15,064 | 15,064 | 15,707 |
| FWNC-12042-V | 120 x 42 | 2 | 1 | 10 | 10,737 | 11,293 | 11,293 | 11,880 | - | - | - | - | - | - | - |
| FWNC-12048-V | 120 x 48 | 2 | 1 | 10 | 11,748 | 12,323 | 12,323 | 12,930 | 13,724 | 13,724 | 14,323 | 13,781 | 14,113 | 14,113 | 14,728 |
| FWNC-12054-V | 120 x 54 | 2 | 1 | 12 | 12,939 | 13,539 | 13,539 | 14,174 | 15,003 | 15,003 | 15,629 | 15,062 | 15,409 | 15,409 | 16,052 |
| FWNC-13248-V | 132 x 48 | 2 | 2 | 10 | 12,858 | 13,457 | 13,457 | 14,089 | 14,916 | 14,916 | 15,541 | 14,975 | 15,321 | 15,321 | 15,963 |
| FWNC-13254-V | 132 x 54 | 2 | 2 | 12 | 14,196 | 14,822 | 14,822 | 15,483 | 16,347 | 16,347 | 16,999 | 16,408 | 16,770 | 16,770 | 17,439 |
| FWNC-14448-V | 144 x 48 | 2 | 2 | 12 | 14,019 | 14,642 | 14,642 | 15,300 | 16,160 | 16,160 | 16,809 | 16,221 | 16,581 | 16,581 | 17,248 |
| FWNC-14454-V | 144 x 54 | 2 | 2 | 14 | 15,510 | 16,161 | 16,161 | 16,848 | 17,747 | 17,747 | 18,425 | 17,811 | 18,187 | 18,187 | 18,883 |
| FWNC-14460-V | 144 x 60 | 2 | 2 | 14 | 17,251 | 17,936 | 17,936 | 18,660 | 19,606 | 19,606 | 20,321 | 19,674 | 20,070 | 20,070 | 20,803 |
| FWNC-15648-V | 156 x 48 | 3 | 2 | 14 | 18,146 | 19,090 | 19,090 | 20,088 | 21,391 | 21,391 | 22,375 | 21,484 | 22,029 | 22,029 | 23,040 |
| FWNC-15654-V | 156 x 54 | 3 | 2 | 14 | 19,904 | 20,890 | 20,890 | 21,931 | 23,292 | 23,292 | 24,320 | 23,390 | 23,959 | 23,959 | 25,015 |
| FWNC-15660-V | 156 x 60 | 3 | 2 | 14 | 21,965 | 23,003 | 23,003 | 24,100 | 25,534 | 25,534 | 26,616 | 25,636 | 26,236 | 26,236 | 27,347 |
| FWNC-16854-V | 168 x 54 | 3 | 2 | 16 | 20,754 | 21,741 | 21,741 | 22,782 | 24,143 | 24,143 | 25,171 | 24,240 | 24,810 | 24,810 | 25,865 |
| FWNC-16860-V | 168 x 60 | 3 | 2 | 16 | 22,938 | 23,976 | 23,976 | 25,073 | 26,507 | 26,507 | 27,589 | 26,609 | 27,209 | 27,209 | 28,321 |
| FWNC-18054-V | 180 x 54 | 3 | 2 | 16 | 21,605 | 22,591 | 22,591 | 23,633 | 24,994 | 24,994 | 26,022 | 25,091 | 25,661 | 25,661 | 26,716 |
| FWNC-18060-V | 180 x 60 | 3 | 2 | 16 | 23,911 | 24,949 | 24,949 | 26,046 | 27,480 | 27,480 | 28,562 | 27,582 | 28,182 | 28,182 | 29,294 |
| FWNC-19254-V | 192 x 54 | 3 | 2 | 18 | 22,456 | 23,442 | 23,442 | 24,484 | 25,706 | 25,706 | 26,998 | 25,817 | 26,553 | 26,553 | 27,887 |
| FWNC-19260-V | 192 x 60 | 3 | 2 | 18 | 24,884 | 25,922 | 25,922 | 27,019 | 28,307 | 28,307 | 29,667 | 28,424 | 29,199 | 29,199 | 30,603 |
| FWNC-19266-V | 192 x 66 | 3 | 4 | 18 | 30,990 | 32,092 | 32,092 | 33,255 | 34,620 | 34,620 | 36,063 | 34,745 | 35,567 | 35,567 | 37,056 |
| FWNC-19272-V | 192 x 72 | 3 | 4 | 18 | 32,551 | 33,653 | 33,653 | 34,816 | 34,785 | 34,785 | 36,461 | 34,925 | 35,933 | 35,933 | 37,655 |
| FWNC-20454-V | 204 x 54 | 3 | 2 | 18 | 24,254 | 25,280 | 25,280 | 26,364 | 27,636 | 27,636 | 28,980 | 27,751 | 28,517 | 28,517 | 29,905 |
| FWNC-20460-V | 204 x 60 | 3 | 2 | 18 | 26,907 | 27,988 | 27,988 | 29,129 | 30,469 | 30,469 | 31,885 | 30,591 | 31,397 | 31,397 | 32,859 |
| FWNC-20466-V | 204 x 66 | 3 | 4 | 18 | 33,589 | 34,735 | 34,735 | 35,946 | 37,366 | 37,366 | 38,868 | 37,496 | 38,351 | 38,351 | 39,901 |
| FWNC-20472-V | 204 x 72 | 3 | 4 | 18 | 35,315 | 36,461 | 36,461 | 37,672 | 37,640 | 37,640 | 39,383 | 37,785 | 38,834 | 38,834 | 40,626 |
| FWNC-21654-V | 216 x 54 | 3 | 2 | 20 | 25,752 | 26,803 | 26,803 | 27,913 | 29,216 | 29,216 | 30,593 | 29,335 | 30,119 | 30,119 | 31,541 |
| FWNC-21660-V | 216 x 60 | 3 | 2 | 20 | 28,601 | 29,708 | 29,708 | 30,877 | 32,250 | 32,250 | 33,700 | 32,374 | 33,201 | 33,201 | 34,698 |
| FWNC-21666-V | 216 x 66 | 3 | 4 | 20 | 35,781 | 36,955 | 36,955 | 38,195 | 39,651 | 39,651 | 41,189 | 39,783 | 40,659 | 40,659 | 42,247 |
| FWNC-21672-V | 216 x 72 | 3 | 4 | 20 | 37,653 | 38,827 | 38,827 | 40,067 | 40,034 | 40,034 | 41,820 | 40,183 | 41,258 | 41,258 | 43,094 |
| FWNC-22854-V | 228 x 54 | 3 | 2 | 20 | 26,912 | 27,973 | 27,973 | 29,094 | 30,410 | 30,410 | 31,800 | 30,529 | 31,321 | 31,321 | 32,756 |
| FWNC-22860-V | 228 x 60 | 3 | 2 | 20 | 29,920 | 31,037 | 31,037 | 32,218 | 33,603 | 33,603 | 35,067 | 33,729 | 34,563 | 34,563 | 36,074 |
| FWNC-22866-V | 228 x 66 | 3 | 4 | 20 | 37,507 | 38,693 | 38,693 | 39,945 | 41,414 | 41,414 | 42,967 | 41,548 | 42,432 | 42,432 | 44,035 |
| FWNC-22872-V | 228 x 72 | 3 | 4 | 20 | 39,502 | 40,688 | 40,688 | 41,940 | 41,907 | 41,907 | 43,710 | 42,057 | 43,142 | 43,142 | 44,995 |
| FWNC-24054-V | 240 x 54 | 3 | 2 | 20 | 28,143 | 29,216 | 29,216 | 30,350 | 31,680 | 31,680 | 33,086 | 31,801 | 32,602 | 32,602 | 34,053 |
| FWNC-24060-V | 240 x 60 | 3 | 2 | 20 | 31,317 | 32,448 | 32,448 | 33,642 | 35,042 | 35,042 | 36,523 | 35,170 | 36,013 | 36,013 | 37,542 |
| FWNC-24066-V | 240 x 66 | 3 | 4 | 20 | 39,334 | 40,532 | 40,532 | 41,799 | 43,284 | 43,284 | 44,855 | 43,419 | 44,314 | 44,314 | 45,935 |
| FWNC-24072-V | 240 x 72 | 3 | 4 | 20 | 41,458 | 42,656 | 42,656 | 43,923 | 43,889 | 43,889 | 45,712 | 44,041 | 45,138 | 45,138 | 47,012 |



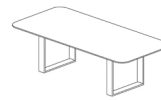
VENEER TOP WITH HARDWOOD EDGE



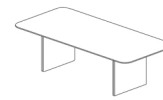
RADIUS RECTANGLE TOP



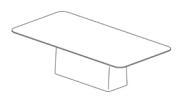
T-Base



Hoop Base



Panel Base



Island Base

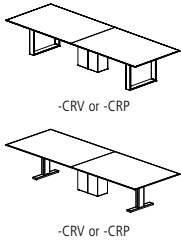
RADIUS RECTANGLE TABLES

| MODEL # | L x W | BASE QTY | TOP SECTIONS | SEATING CAPACITY | T-BASE | HOOP BASE | | PANEL BASE | | ISLAND BASE | |
|--------------|----------|----------|--------------|------------------|--------|-----------|--------|------------|--------|-------------|--------|
| | | | | | Metal | Metal | Veneer | Painted | Veneer | Painted | Veneer |
| | | | | | -TB | -HP | -VHP | -PP | -VP | -PN | -VN |
| FWNC-7236-V | 72 x 36 | 2 | 1 | 6 | 5,472 | - | - | - | - | - | - |
| FWNC-7242-V | 72 x 42 | 2 | 1 | 6 | 6,248 | - | - | - | - | - | - |
| FWNC-7842-V | 78 x 42 | 2 | 1 | 6 | 6,903 | - | - | - | - | - | - |
| FWNC-8442-V | 84 x 42 | 2 | 1 | 8 | 7,122 | - | - | - | - | - | - |
| FWNC-8448-V | 84 x 48 | 2 | 1 | 8 | 7,752 | 9,013 | 11,736 | 7,204 | 7,745 | - | - |
| FWNC-9042-V | 90 x 42 | 2 | 1 | 8 | 7,723 | - | - | - | - | - | - |
| FWNC-9048-V | 90 x 48 | 2 | 1 | 8 | 8,422 | 9,749 | 12,614 | 7,846 | 8,415 | - | - |
| FWNC-9642-V | 96 x 42 | 2 | 1 | 8 | 7,955 | - | - | - | - | - | - |
| FWNC-9648-V | 96 x 48 | 2 | 1 | 8 | 8,690 | 10,017 | 12,882 | 8,114 | 8,683 | - | - |
| FWNC-10242-V | 102 x 42 | 2 | 1 | 8 | 8,641 | - | - | - | - | - | - |
| FWNC-10248-V | 102 x 48 | 2 | 1 | 8 | 9,456 | 10,857 | 13,881 | 8,848 | 9,449 | - | - |
| FWNC-10842-V | 108 x 42 | 2 | 1 | 10 | 8,886 | - | - | - | - | - | - |
| FWNC-10848-V | 108 x 48 | 2 | 1 | 10 | 9,740 | 11,141 | 14,165 | 9,132 | 9,732 | - | - |
| FWNC-10854-V | 108 x 54 | 2 | 1 | 12 | 10,745 | 12,208 | 15,366 | 10,110 | 10,737 | 13,031 | 13,630 |
| FWNC-11442-V | 114 x 42 | 2 | 1 | 10 | 9,610 | - | - | - | - | - | - |
| FWNC-11448-V | 114 x 48 | 2 | 1 | 10 | 10,551 | 12,025 | 15,208 | 9,911 | 10,542 | - | - |
| FWNC-11454-V | 114 x 54 | 2 | 1 | 12 | 11,655 | 13,194 | 16,519 | 10,986 | 11,646 | 14,062 | 14,692 |
| FWNC-12042-V | 120 x 42 | 2 | 1 | 10 | 9,868 | - | - | - | - | - | - |
| FWNC-12048-V | 120 x 48 | 2 | 1 | 10 | 10,849 | 12,323 | 15,506 | 10,209 | 10,840 | - | - |
| FWNC-12054-V | 120 x 54 | 2 | 1 | 12 | 11,999 | 13,539 | 16,864 | 11,331 | 11,991 | 14,406 | 15,037 |
| FWNC-13248-V | 132 x 48 | 2 | 2 | 10 | 11,921 | 13,457 | 16,773 | 11,254 | 11,913 | - | - |
| FWNC-13254-V | 132 x 54 | 2 | 2 | 12 | 13,218 | 14,822 | 18,285 | 12,522 | 13,209 | 15,725 | 16,382 |
| FWNC-14448-V | 144 x 48 | 2 | 2 | 12 | 13,045 | 14,642 | 18,090 | 12,351 | 13,036 | - | - |
| FWNC-14454-V | 144 x 54 | 2 | 2 | 14 | 14,493 | 16,161 | 19,763 | 13,769 | 14,484 | 17,100 | 17,783 |
| FWNC-14460-V | 144 x 60 | 2 | 2 | 14 | 16,180 | 17,936 | 21,730 | 15,417 | 16,170 | 18,926 | 19,645 |
| FWNC-15648-V | 156 x 48 | 3 | 2 | 14 | 16,670 | 19,090 | 24,316 | 15,620 | 16,657 | - | - |
| FWNC-15654-V | 156 x 54 | 3 | 2 | 14 | 18,362 | 20,890 | 26,348 | 17,265 | 18,348 | 19,200 | 19,890 |
| FWNC-15660-V | 156 x 60 | 3 | 2 | 14 | 20,341 | 23,003 | 28,752 | 19,185 | 20,326 | 21,224 | 21,950 |
| FWNC-16854-V | 168 x 54 | 3 | 2 | 16 | 19,213 | 21,741 | 27,199 | 18,116 | 19,199 | 20,051 | 20,741 |
| FWNC-16860-V | 168 x 60 | 3 | 2 | 16 | 21,314 | 23,976 | 29,725 | 20,159 | 21,299 | 22,197 | 22,923 |
| FWNC-18054-V | 180 x 54 | 3 | 2 | 16 | 20,064 | 22,591 | 28,050 | 18,967 | 20,050 | 21,128 | 21,808 |
| FWNC-18060-V | 180 x 60 | 3 | 2 | 16 | 22,287 | 24,949 | 30,698 | 21,132 | 22,273 | 23,428 | 24,181 |
| FWNC-19254-V | 192 x 54 | 3 | 2 | 18 | 20,915 | 23,442 | 28,900 | 19,817 | 20,901 | 22,079 | 22,759 |
| FWNC-19260-V | 192 x 60 | 3 | 2 | 18 | 23,260 | 25,922 | 31,671 | 22,105 | 23,246 | 24,426 | 25,106 |
| FWNC-19266-V | 192 x 66 | 3 | 4 | 18 | - | 32,092 | 38,189 | 28,043 | 29,253 | 30,473 | 31,683 |
| FWNC-19272-V | 192 x 72 | 3 | 4 | 18 | - | 33,653 | 38,757 | 29,604 | 30,814 | 32,035 | 33,245 |
| FWNC-20454-V | 204 x 54 | 3 | 2 | 18 | 22,649 | 25,280 | 30,960 | 21,508 | 22,635 | 23,815 | 24,985 |
| FWNC-20460-V | 204 x 60 | 3 | 2 | 18 | 25,218 | 27,988 | 33,970 | 24,015 | 25,202 | 26,385 | 27,565 |
| FWNC-20466-V | 204 x 66 | 3 | 4 | 18 | - | 34,735 | 41,080 | 30,522 | 31,781 | 32,965 | 34,145 |
| FWNC-20472-V | 204 x 72 | 3 | 4 | 18 | - | 36,461 | 41,772 | 32,248 | 33,507 | 34,691 | 35,871 |
| FWNC-21654-V | 216 x 54 | 3 | 2 | 20 | 24,109 | 26,803 | 32,621 | 22,939 | 24,094 | 25,278 | 26,458 |
| FWNC-21660-V | 216 x 60 | 3 | 2 | 20 | 26,870 | 29,708 | 35,836 | 25,638 | 26,855 | 28,039 | 29,219 |
| FWNC-21666-V | 216 x 66 | 3 | 4 | 20 | - | 36,955 | 43,454 | 32,639 | 33,929 | 35,113 | 36,293 |
| FWNC-21672-V | 216 x 72 | 3 | 4 | 20 | - | 38,827 | 44,268 | 34,511 | 35,801 | 37,007 | 38,187 |
| FWNC-22854-V | 228 x 54 | 3 | 2 | 20 | 25,253 | 27,973 | 33,847 | 24,072 | 25,238 | 26,422 | 27,592 |
| FWNC-22860-V | 228 x 60 | 3 | 2 | 20 | 28,172 | 31,037 | 37,224 | 26,929 | 28,157 | 29,341 | 30,511 |
| FWNC-22866-V | 228 x 66 | 3 | 4 | 20 | - | 38,693 | 45,254 | 34,335 | 35,638 | 36,822 | 38,002 |
| FWNC-22872-V | 228 x 72 | 3 | 4 | 20 | - | 40,688 | 46,180 | 36,330 | 37,633 | 38,817 | 40,002 |
| FWNC-24054-V | 240 x 54 | 3 | 2 | 20 | 26,465 | 29,216 | 35,156 | 25,271 | 26,450 | 27,634 | 28,814 |
| FWNC-24060-V | 240 x 60 | 3 | 2 | 20 | 29,550 | 32,448 | 38,704 | 28,293 | 29,534 | 30,775 | 32,015 |
| FWNC-24066-V | 240 x 66 | 3 | 4 | 20 | - | 40,532 | 47,168 | 36,126 | 37,443 | 38,687 | 40,007 |
| FWNC-24072-V | 240 x 72 | 3 | 4 | 20 | - | 42,656 | 48,211 | 38,250 | 39,567 | 40,811 | 42,141 |



VENEER TOP WITH HARDWOOD EDGE


| BASE OPTIONS | CODE | PRICE | NOTES |
|--|-----------------------|----------------|--|
| Metal Trim Finish Options: | | | |
| Powder Coat | No Code | No Charge | Tapered and Rounded Rectangle Bases are standard with a metal trim detail in either Powder Coat or Clear Anodized. Other finishes available at an upcharge. |
| Clear Anodized | -CA | No Charge | |
| GoldMatt Anodized | -GMA | \$941 | |
| Antique Brass Anodized | -ABA | \$941 | |
| Light Bronze Anodized | -LBA | \$471 | |
| High Polish Finish | -HPF | \$554 | |
| Upholstered Base Option: | | | |
| | | -COM | -A -B -C -D -E -F -G |
| Upholstered Base, 48" Wide Table | -UPH-48 | \$1,045 | \$1,359 \$1,463 \$1,568 \$1,672 \$2,404 \$2,822 \$3,031 |
| Upholstered Base, 54" Wide Table | -UPH-54 | \$1,045 | \$1,411 \$1,516 \$1,550 \$1,725 \$2,508 \$2,926 \$3,135 |
| Upholstered Base, 60" Wide Table | -UPH-60 | \$1,045 | \$1,463 \$1,568 \$1,672 \$1,777 \$2,717 \$3,135 \$3,344 |
| Upholstered Base, 66" Wide Table | -UPH-66 | \$1,045 | \$1,568 \$1,672 \$1,777 \$1,881 \$3,135 \$3,553 \$3,762 |
| Upholstered Base, 72" Wide Table | -UPH-72 | \$1,045 | \$1,672 \$1,777 \$1,881 \$1,986 \$3,658 \$4,076 \$4,285 |
| Acrylic Base Option: | | | |
| Acrylic, 48" Wide Table | -ACR-48 | \$2,000 | Acrylic option applied to end/inner panels of Tapered Bases only. |
| Acrylic, 54" Wide Table | -ACR-54 | \$2,400 | |
| Acrylic, 60" Wide Table | -ACR-60 | \$2,600 | |
| Acrylic, 66" Wide Table | -ACR-66 | \$2,800 | |
| Acrylic, 72" Wide Table | -ACR-72 | \$3,100 | |
| Paint Option: | | | |
| Veneer Rounded Rectangle Base Inner Shell | -PVRR | DEDUCT \$471 | Paint option on Veneer Rounded Rectangle Base Inner Shell |
| Laminate Rounded Rectangle Base Inner Shell | -PLRR | No Charge | Paint option on Laminate Rounded Rectangle Base Inner Shell |
| Fenix Tapered Base End/Inner Panels | -PFTP | DEDUCT \$471 | Paint option on Fenix Tapered Base End/Inner Panels |
| Veneer Tapered Base End/Inner Panels | -PVTP | DEDUCT \$471 | Paint option on Veneer Tapered Base End/Inner Panels |
| Laminate Tapered Base End/Inner Panels | -PLTP | No Charge | Paint option on Laminate Tapered Base End/Inner Panels |
| Remove Center Column for Four Post Base Options: | | | |
| If -P4 base is selected | -4COLP | DEDUCT \$903 | Available on tables 96" and shorter only |
| If -V4 base is selected | -4COLV | DEDUCT \$1,392 | |
| Center Column Base Finish Options: | | | |
| Painted Center Column Base* | -CRP | No Charge | To replace existing middle base (Hoop Base and T-Base only) |
| Veneer Center Column Base* | -CRV | No Charge | |
| Polished Chrome Finish Options: | | | |
| Polished Chrome Hoop Base (2 base tables) | -PCHP2 | \$2,768 | *When specifying -CRV or -CRP in conjunction with a Polished Chrome finish on Hoop Base or T-Base tables with 3 bases, use the upcharge code and pricing for 2 base tables (-PCHP2 or -PCTB2). |
| Polished Chrome Hoop Base (3 base tables) | -PCHP3 | \$4,149 | |
| Polished Chrome T-Base (2 base tables) | -PCTB2 | \$2,768 | |
| Polished Chrome T-Base (3 base tables) | -PCTB3 | \$4,149 | |
| T-Base Combination Finish (2 base tables) | -PCCBF2 | \$1,694 | |
| T-Base Combination Finish (3 base tables) | -PCCBF3 | \$2,542 | |
| TOP OPTIONS | | | |
| Multi-Section Tops: | | | |
| 102", 108", 114" and 120" one-piece tops split into two sections | Specify -2 | \$824 | Power Matrix (center of table location only) cannot be specified when this option is selected |
| 204", 216", 228" or 240" two-piece tops split into four sections | Specify -4 | \$1,642 | |
| POWER OPTIONS | | | |
| Low Profile Perimeter Power Option: | | | |
| 72"-132" Tables | -LPP6C | \$6,532 | See page 29 for location information (10) simplex outlets, (10) USB-A+C ports, (4) Modular AV Inserts/Plates (14) simplex outlets, (14) USB-A+C ports, (4) Modular AV Inserts/Plates (18) simplex outlets, (18) USB-A+C ports, (4) Modular AV Inserts/Plates Replaces USB-A+C ports |
| 144"-156" Tables | -LPP8C | \$9,144 | |
| 168"-240" Tables | -LPP10C | \$12,436 | |
| For USB-C+C | Add -USB-DualC | No Charge | |
| Field-Wired Option: | | | |
| 72"-132" Tables | Add -FW | DEDUCT \$1,945 | Some local electrical codes may require hardwiring of components and may not allow the use of standard modular power systems. A junction box will be provided when ordering the -FW option |
| 144"-156" Tables | Add -FW | DEDUCT \$2,378 | |
| 168"-240" Tables | Add -FW | DEDUCT \$2,913 | |
| Other Power and Data Options: See pages 204-213 | | | |





VENEER TOP WITH HARDWOOD EDGE

EDGE PROFILE



Reverse Flow Edge

GENERAL INFORMATION

- Tops are 1-1/8"-thick with 3/16"-deep hardwood edge band
- Seating capacity based on 27" per person
- Overall table height 29.5"
- T-Base combination finish includes a Polished Chrome foot and Powder Coat vertical column
- Beam finish will match Metal Finish selection. If no Metal Finish is selected, beams will be Foil.
- If Polished Chrome Finish is specified on the T-Base or Hoop Base, the beams will be Foil.
- Tables with three Hoop or T-Bases will default to the same base style for all three bases. An alternate Center Column Base may also be specified above.
- One wire manager included with the Hoop Base table (regardless of table size). Can be adhered to the leg and will default to the finish of the leg. Wire manager on veneer Hoop Bases will be veneered to match the base veneer option. If additional wire management channels are required, they can be purchased separately at the end of the price list.
- Rectangle, Expandable Rectangle, Tapered, Rounded Rectangle, Metal T-Base, Panel, Island, and Center Column bases include a removable access panel
- Tapered and Rounded Rectangle bases standard with a metal trim detail
- Veneer Hoop Base finish will match Top veneer finish
- Upholstery option is applied on the Rounded Rectangle outer base shell or Tapered Base end panel. For COM fabrics, yardage requirement is 1 yard per base.
- Center Wire Chase available on two base tables for more robust wire management needs. See page 213.
- On Tapered base tables with center bases, the center base will default to the finish selections specified for the end bases. Metal finish on center bases will default to the finish selection on the end base.
- On Rounded Rectangle base tables with center bases, both sides of the center base will default to the finish selection specified for the inner shell of the end bases. Metal finish on center base will default to finish selection specified for end base.
- If a powder coat finish is not selected for the Low Profile Perimeter Power, the finish will match the beam metal finish (Foil is the default when Clear Anodized is selected)

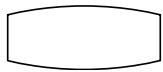
REQUIRED INFORMATION (ORDER CANNOT BE ENTERED WITHOUT THIS INFORMATION)

See appendix pages vi-xii for surface material options.

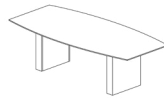
- Choose Veneer Finish
- Choose Laminate Finish, if Laminate base specified
- Choose Fenix Finish, if Fenix base specified
- Choose Paint Finish, if Painted base or paint option specified
- Choose Metal Finish. Clear Anodized (-CA), GoldMatt Anodized (-GMA), Antique Brass Anodized (-ABA) and Light Bronze Anodized (-LBA) not available on T-Base or Hoop Base.
- Choose Powder Coat Finish, if Low Profile Perimeter Power is selected
- Choose Metal Finish for base trim detail, if Tapered or Rounded Rectangle Bases specified
- Choose Upholstery, if Upholstery Base Option specified
- Choose Acrylic Finish, if Acrylic Base Option specified



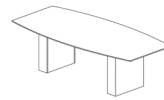
VENEER TOP WITH HARDWOOD EDGE



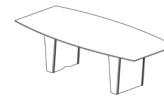
BOAT TOP



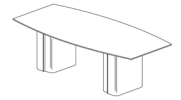
Rectangle Base



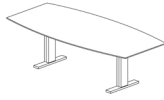
Expandable Rectangle Base



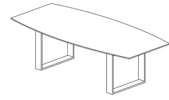
Tapered Base



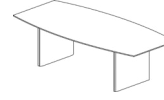
Rounded Rectangle Base



T-Base



Hoop Base



Panel Base



Four Post Base

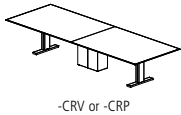
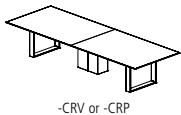
| BOAT TABLES | | | | | RECTANGLE BASE | | EXPANDABLE RECTANGLE BASE | | TAPERED BASE | | | | ROUNDED RECTANGLE BASE | | |
|--------------|-------------|----------|--------------|------------------|----------------|--------|---------------------------|--------|--------------|---------|--------|--------|------------------------|---------|--------|
| MODEL # | L x W | BASE QTY | TOP SECTIONS | SEATING CAPACITY | Painted | Veneer | Painted | Veneer | Laminate | Painted | Veneer | Fenix | Laminate | Painted | Veneer |
| | | | | | -PR | -VR | -PX | -VX | -LTP | -PTP | -VTP | -FTP | -LRR | -PRR | -VRR |
| FWNB-7240-V | 72 x 32/40 | 2 | 1 | 6 | 6,844 | 7,289 | 7,289 | 7,759 | - | - | - | - | - | - | - |
| FWNB-7840-V | 78 x 32/40 | 2 | 1 | 6 | 7,531 | 8,007 | 8,007 | 8,509 | - | - | - | - | - | - | - |
| FWNB-8444-V | 84 x 32/44 | 2 | 1 | 8 | 8,265 | 8,757 | 8,757 | 9,277 | 9,956 | 9,956 | 10,469 | 10,004 | 10,289 | 10,289 | 10,815 |
| FWNB-9044-V | 90 x 32/44 | 2 | 1 | 8 | 8,943 | 9,461 | 9,461 | 10,008 | 10,722 | 10,722 | 11,262 | 10,773 | 11,072 | 11,072 | 11,626 |
| FWNB-9648-V | 96 x 36/48 | 2 | 1 | 8 | 9,499 | 10,017 | 10,017 | 10,564 | 11,278 | 11,278 | 11,817 | 11,329 | 11,628 | 11,628 | 12,182 |
| FWNB-10248-V | 102 x 36/48 | 2 | 1 | 8 | 10,310 | 10,857 | 10,857 | 11,434 | 12,188 | 12,188 | 12,757 | 12,242 | 12,557 | 12,557 | 13,142 |
| FWNB-10848-V | 108 x 36/48 | 2 | 1 | 10 | 10,594 | 11,141 | 11,141 | 11,718 | 12,472 | 12,472 | 13,041 | 12,526 | 12,841 | 12,841 | 13,426 |
| FWNB-11450-V | 114 x 36/50 | 2 | 1 | 10 | 12,170 | 12,770 | 12,770 | 13,405 | 14,234 | 14,234 | 14,860 | 14,293 | 14,640 | 14,640 | 15,283 |
| FWNB-12050-V | 120 x 36/50 | 2 | 1 | 10 | 12,493 | 13,093 | 13,093 | 13,728 | 14,557 | 14,557 | 15,183 | 14,616 | 14,963 | 14,963 | 15,606 |
| FWNB-13254-V | 132 x 36/54 | 2 | 2 | 10 | 14,196 | 14,822 | 14,822 | 15,483 | 16,347 | 16,347 | 16,999 | 16,408 | 16,770 | 16,770 | 17,439 |
| FWNB-14454-V | 144 x 36/54 | 2 | 2 | 12 | 15,510 | 16,161 | 16,161 | 16,848 | 17,747 | 17,747 | 18,425 | 17,811 | 18,187 | 18,187 | 18,883 |
| FWNB-15654-V | 156 x 36/54 | 3 | 2 | 12 | 19,904 | 20,890 | 20,890 | 21,931 | 23,292 | 23,292 | 24,320 | 23,390 | 23,959 | 23,959 | 25,015 |
| FWNB-16860-V | 168 x 42/60 | 3 | 2 | 14 | 22,938 | 23,976 | 23,976 | 25,073 | 26,507 | 26,507 | 27,589 | 26,609 | 27,209 | 27,209 | 28,321 |
| FWNB-18060-V | 180 x 42/60 | 3 | 2 | 14 | 23,911 | 24,949 | 24,949 | 26,046 | 27,480 | 27,480 | 28,562 | 27,582 | 28,182 | 28,182 | 29,294 |
| FWNB-19272-V | 192 x 54/72 | 3 | 4 | 18 | 32,551 | 33,653 | 33,653 | 34,816 | 34,785 | 34,785 | 36,461 | 34,925 | 35,933 | 35,933 | 37,655 |
| FWNB-20472-V | 204 x 54/72 | 3 | 4 | 18 | 35,315 | 36,461 | 36,461 | 37,672 | 37,640 | 37,640 | 39,383 | 37,785 | 38,834 | 38,834 | 40,626 |
| FWNB-21672-V | 216 x 54/72 | 3 | 4 | 20 | 37,653 | 38,827 | 38,827 | 40,067 | 40,034 | 40,034 | 41,820 | 40,183 | 41,258 | 41,258 | 43,094 |
| FWNB-22872-V | 228 x 54/72 | 3 | 4 | 20 | 39,502 | 40,688 | 40,688 | 41,940 | 41,907 | 41,907 | 43,710 | 42,057 | 43,142 | 43,142 | 44,995 |
| FWNB-24072-V | 240 x 54/72 | 3 | 4 | 20 | 41,458 | 42,656 | 42,656 | 43,923 | 43,889 | 43,889 | 45,712 | 44,041 | 45,138 | 45,138 | 47,012 |

| BOAT TABLES | | | | | T-BASE | HOOP BASE | | PANEL BASE | | FOUR POST BASE | |
|--------------|-------------|----------|--------------|------------------|--------|-----------|--------|------------|--------|----------------|--------|
| MODEL # | L x W | BASE QTY | TOP SECTIONS | SEATING CAPACITY | Metal | Metal | Veneer | Painted | Veneer | Painted | Veneer |
| | | | | | -TB | -HP | -VHP | -PP | -VP | -P4 | -V4 |
| FWNB-7240-V | 72 x 32/40 | 2 | 1 | 6 | 6,149 | - | - | 5,654 | 6,142 | 6,844 | 7,289 |
| FWNB-7840-V | 78 x 32/40 | 2 | 1 | 6 | 6,788 | - | - | 6,258 | 6,781 | 7,531 | 8,007 |
| FWNB-8444-V | 84 x 32/44 | 2 | 1 | 8 | 7,496 | - | - | 6,948 | 7,489 | 8,265 | 8,757 |
| FWNB-9044-V | 90 x 32/44 | 2 | 1 | 8 | 8,134 | - | - | 7,558 | 8,127 | 8,943 | 9,461 |
| FWNB-9648-V | 96 x 36/48 | 2 | 1 | 8 | 8,690 | 10,017 | 12,882 | 8,114 | 8,683 | 9,499 | 10,017 |
| FWNB-10248-V | 102 x 36/48 | 2 | 1 | 8 | 9,456 | 10,857 | 13,881 | 8,848 | 9,449 | 10,310 | 10,857 |
| FWNB-10848-V | 108 x 36/48 | 2 | 1 | 10 | 9,740 | 11,141 | 14,165 | 9,132 | 9,732 | 10,594 | 11,141 |
| FWNB-11450-V | 114 x 36/50 | 2 | 1 | 10 | 11,231 | 12,770 | 16,095 | 10,562 | 11,222 | 12,170 | 12,770 |
| FWNB-12050-V | 120 x 36/50 | 2 | 1 | 10 | 11,553 | 13,093 | 16,418 | 10,885 | 11,545 | 12,493 | 13,093 |
| FWNB-13254-V | 132 x 36/54 | 2 | 2 | 10 | 13,218 | 14,822 | 18,285 | 12,522 | 13,209 | 14,196 | 14,822 |
| FWNB-14454-V | 144 x 36/54 | 2 | 2 | 12 | 14,493 | 16,161 | 19,763 | 13,769 | 14,484 | 15,510 | 16,161 |
| FWNB-15654-V | 156 x 36/54 | 3 | 2 | 12 | 18,362 | 20,890 | 26,348 | 17,265 | 18,348 | 19,904 | 20,890 |
| FWNB-16860-V | 168 x 42/60 | 3 | 2 | 14 | 21,314 | 23,976 | 29,725 | 20,159 | 21,299 | 22,938 | 23,976 |
| FWNB-18060-V | 180 x 42/60 | 3 | 2 | 14 | 22,287 | 24,949 | 30,698 | 21,132 | 22,273 | 23,911 | 24,949 |
| FWNB-19272-V | 192 x 54/72 | 3 | 4 | 18 | - | 33,653 | 38,757 | 29,604 | 30,814 | 32,551 | 33,653 |
| FWNB-20472-V | 204 x 54/72 | 3 | 4 | 18 | - | 36,461 | 41,772 | 32,248 | 33,507 | 35,315 | 36,461 |
| FWNB-21672-V | 216 x 54/72 | 3 | 4 | 20 | - | 38,827 | 44,268 | 34,511 | 35,801 | 37,653 | 38,827 |
| FWNB-22872-V | 228 x 54/72 | 3 | 4 | 20 | - | 40,688 | 46,180 | 36,330 | 37,633 | 39,502 | 40,688 |
| FWNB-24072-V | 240 x 54/72 | 3 | 4 | 20 | - | 42,656 | 48,211 | 38,250 | 39,567 | 41,458 | 42,656 |



VENEER TOP WITH HARDWOOD EDGE


| BASE OPTIONS | CODE | PRICE | NOTES | |
|--|-----------------------|----------------|--|---|
| Metal Trim Finish Options: | | | | |
| Powder Coat | No Code | No Charge | Tapered and Rounded Rectangle Bases are standard with a metal trim detail in either Powder Coat or Clear Anodized. Other finishes available at an upcharge. | |
| Clear Anodized | -CA | No Charge | | |
| GoldMatt Anodized | -GMA | \$941 | | |
| Antique Brass Anodized | -ABA | \$941 | | |
| Light Bronze Anodized | -LBA | \$471 | | |
| High Polish Finish | -HPF | \$554 | | |
| Upholstered Base Option: | | | | |
| | | -COM | -A -B -C -D -E -F -G | |
| Upholstered Base, 44", 48", 50" Wide Tables | -UPH-48 | \$1,045 | \$1,359 \$1,463 \$1,568 \$1,672 \$2,404 \$2,822 \$3,031 | |
| Upholstered Base, 54" Wide Table | -UPH-54 | \$1,045 | \$1,411 \$1,516 \$1,550 \$1,725 \$2,508 \$2,926 \$3,135 | |
| Upholstered Base, 60" Wide Table | -UPH-60 | \$1,045 | \$1,463 \$1,568 \$1,672 \$1,777 \$2,717 \$3,135 \$3,344 | |
| Upholstered Base, 72" Wide Table | -UPH-72 | \$1,045 | \$1,672 \$1,777 \$1,881 \$1,986 \$3,658 \$4,076 \$4,285 | |
| Acrylic Base Option: | | | | |
| Acrylic, 44", 48", 50" Wide Tables | -ACR-48 | \$2,000 | Acrylic option applied to end/inner panels of Tapered Bases only. | |
| Acrylic, 54" Wide Table | -ACR-54 | \$2,400 | | |
| Acrylic, 60" Wide Table | -ACR-60 | \$2,600 | | |
| Acrylic, 72" Wide Table | -ACR-72 | \$3,100 | | |
| Paint Option: | | | | |
| Veneer Rounded Rectangle Base Inner Shell | -PVRR | DEDUCT \$471 | Paint option on Veneer Rounded Rectangle Base Inner Shell | |
| Laminate Rounded Rectangle Base Inner Shell | -PLRR | No Charge | Paint option on Laminate Rounded Rectangle Base Inner Shell | |
| Fenix Tapered Base End/Inner Panels | -PFTP | DEDUCT \$471 | Paint option on Fenix Tapered Base End/Inner Panels | |
| Veneer Tapered Base End/Inner Panels | -PVTP | DEDUCT \$471 | Paint option on Veneer Tapered Base End/Inner Panels | |
| Laminate Tapered Base End/Inner Panels | -PLTP | No Charge | Paint option on Laminate Tapered Base End/Inner Panels | |
| Remove Center Column for Four Post Base Options: | | | | |
| If -P4 base is selected | -4COLP | DEDUCT \$903 | Available on tables 96" and shorter only | |
| If -V4 base is selected | -4COLV | DEDUCT \$1,392 | | |
| Center Column Base Finish Options: | | | | |
| Painted Center Column Base* | -CRP | No Charge | To replace existing middle base (Hoop Base and T-Base only) | |
| Veneer Center Column Base* | -CRV | No Charge | | |
| Polished Chrome Finish Options: | | | | |
| Polished Chrome Four Post Base | -PCFB | \$2,768 | *When specifying -CRV or -CRP in conjunction with a Polished Chrome finish on Hoop Base or T-Base tables with 3 bases, use the upcharge code and pricing for 2 base tables (-PCHP2 or -PCTB2). | |
| Polished Chrome Hoop Base (2 base tables) | -PCHP2 | \$2,768 | | |
| Polished Chrome Hoop Base (3 base tables) | -PCHP3 | \$4,149 | | |
| Polished Chrome T-Base (2 base tables) | -PCTB2 | \$2,768 | | |
| Polished Chrome T-Base (3 base tables) | -PCTB3 | \$4,149 | | |
| T-Base Combination Finish (2 base tables) | -PCCBF2 | \$1,694 | | |
| T-Base Combination Finish (3 base tables) | -PCCBF3 | \$2,542 | | |
| | | | | |
| TOP OPTIONS | | | | |
| | | | | |
| Multi-Section Tops: | | | | |
| 102", 108", 114" and 120" one-piece tops split into two sections | Specify -2 | \$824 | Power Matrix (center of table location only) cannot be specified when this option is selected | |
| POWER OPTIONS | | | | |
| | | | | |
| Low Profile Perimeter Power Option: | | | | |
| 72"-132" Tables | -LPP6C | \$6,532 | See page 29 for location information (10) simplex outlets, (10) USB-A+C ports, (4) Modular AV Inserts/Plates | |
| 144"-156" Tables | -LPP8C | \$9,144 | | (14) simplex outlets, (14) USB-A+C ports, (4) Modular AV Inserts/Plates |
| 168"-240" Tables | -LPP10C | \$12,436 | | (18) simplex outlets, (18) USB-A+C ports, (4) Modular AV Inserts/Plates |
| For USB-C+C | Add -USB-DualC | No Charge | | Replaces USB-A+C ports |
| Field-Wired Option: | | | | |
| 72"-132" Tables | Add -FW | DEDUCT \$1,945 | Some local electrical codes may require hardwiring of components and may not allow the use of standard modular power systems. A junction box will be provided when ordering the -FW option | |
| 144"-156" Tables | Add -FW | DEDUCT \$2,378 | | |
| 168"-240" Tables | Add -FW | DEDUCT \$2,913 | | |
| Other Power and Data Options: | | | | |
| | See pages 204-213 | | | |





VENEER TOP WITH HARDWOOD EDGE

EDGE PROFILE



Reverse Flow Edge

GENERAL INFORMATION

- Tops are 1-1/8"-thick with 3/16"-deep hardwood edge band
- Seating capacity based on 27" per person
- Overall table height 29.5"
- Four Post Base includes a 12"x24" center column for wire management. Center column may be removed from tables 96" and shorter with options -4COLP or -4COLV above. On tables over 96", the center column is required for support.
- T-Base combination finish includes a Polished Chrome foot and Powder Coat vertical column
- Beam finish will match Metal Finish selection. If no Metal Finish is selected, beams will be Foil.
- If Polished Chrome Finish is specified on the T-Base or Hoop Base, the beams will be Foil. If Polished Chrome Finish is specified on the Four Post Base, the beams will be Clear Anodized.
- Tables with three Hoop or T-Bases will default to the same base style for all three bases. An alternate Center Column Base may also be specified above.
- One wire manager included with the Hoop Base table (regardless of table size). Can be adhered to the leg and will default to the finish of the leg.
- Wire manager on veneer Hoop Bases will be veneered to match the base veneer option. If additional wire management channels are required, they can be purchased separately at the end of the price list.
- Rectangle, Expandable Rectangle, Tapered, Rounded Rectangle, Metal T-Base, Panel, Island, and Center Column bases include a removable access panel
- Tapered and Rounded Rectangle bases standard with a metal trim detail
- Veneer Hoop Base finish will match Top veneer finish
- Upholstery option is applied on the Rounded Rectangle outer base shell or Tapered Base end panel. For COM fabrics, yardage requirement is 1 yard per base.
- Center Wire Chase available on two base tables for more robust wire management needs. See page 213.
- On Tapered base tables with center bases, the center base will default to the finish selections specified for the end bases. Metal finish on center bases will default to the finish selection on the end base.
- On Rounded Rectangle base tables with center bases, both sides of the center base will default to the finish selection specified for the inner shell of the end bases. Metal finish on center base will default to finish selection specified for end base.
- If a powder coat finish is not selected for the Low Profile Perimeter Power, the finish will match the beam metal finish (Foil is the default when Clear Anodized is selected)

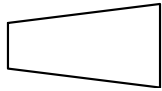
REQUIRED INFORMATION (ORDER CANNOT BE ENTERED WITHOUT THIS INFORMATION)

See appendix pages vi-xii for surface material options.

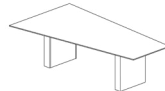
- Choose Veneer Finish
- Choose Laminate Finish, if Laminate base specified
- Choose Fenix Finish, if Fenix base specified
- Choose Paint Finish, if Painted base or paint option specified
- Choose Metal Finish. Clear Anodized (-CA), GoldMatt Anodized (-GMA), Antique Brass Anodized (-ABA) and Light Bronze Anodized (-LBA) not available on T-Base or Hoop Base.
- Choose Powder Coat Finish, if Low Profile Perimeter Power is selected
- Choose Metal Finish for base trim detail, if Tapered or Rounded Rectangle Bases specified
- Choose Upholstery, if Upholstery Base Option specified
- Choose Acrylic Finish, if Acrylic Base Option specified



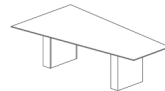
VENEER TOP WITH HARDWOOD EDGE



SIGHT LINE TOP



Rectangle Base



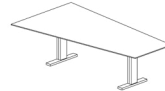
Expandable Rectangle Base



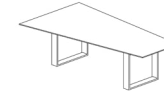
Tapered Base



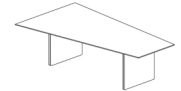
Rounded Rectangle Base



T-Base



Hoop Base



Panel Base

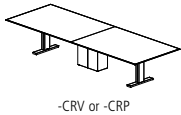
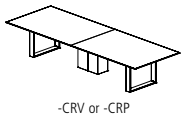
| SIGHT LINE TABLES | MODEL # | L x W | BASE QTY | TOP SECTIONS | SEATING CAPACITY | RECTANGLE BASE | | EXPANDABLE RECTANGLE BASE | | TAPERED BASE | | | ROUNDED RECTANGLE BASE | | | |
|-------------------|-------------|-------|----------|--------------|------------------|----------------|--------|---------------------------|--------|--------------|---------|--------|------------------------|----------|---------|--------|
| | | | | | | Painted | Veneer | Painted | Veneer | Laminate | Painted | Veneer | Fenix | Laminate | Painted | Veneer |
| | | | | | | -PR | -VR | -PX | -VX | -LTP | -PTP | -VTP | -FTP | -LRR | -PRR | -VRR |
| FWNA-7254-V | 72 x 36/54 | 2 | 1 | 7 | 8,145 | 8,625 | 8,625 | 9,133 | 9,796 | 9,796 | 10,297 | 9,843 | 10,121 | 10,121 | 10,635 | |
| FWNA-7856-V | 78 x 36/56 | 2 | 1 | 7 | 9,614 | 10,155 | 10,155 | 10,727 | 11,474 | 11,474 | 12,038 | 11,527 | 11,840 | 11,840 | 12,419 | |
| FWNA-8458-V | 84 x 36/58 | 2 | 1 | 9 | 10,075 | 10,616 | 10,616 | 11,188 | 11,935 | 11,935 | 12,499 | 11,989 | 12,301 | 12,301 | 12,880 | |
| FWNA-9060-V | 90 x 36/60 | 2 | 1 | 9 | 11,106 | 11,675 | 11,675 | 12,277 | 13,062 | 13,062 | 13,656 | 13,119 | 13,447 | 13,447 | 14,057 | |
| FWNA-9660-V | 96 x 36/60 | 2 | 1 | 9 | 11,464 | 12,034 | 12,034 | 12,635 | 13,421 | 13,421 | 14,014 | 13,477 | 13,806 | 13,806 | 14,415 | |
| FWNA-10260-V | 102 x 36/60 | 2 | 1 | 9 | 12,480 | 13,081 | 13,081 | 13,715 | 14,545 | 14,545 | 15,171 | 14,604 | 14,951 | 14,951 | 15,595 | |
| FWNA-10860-V | 108 x 36/60 | 2 | 1 | 11 | 12,857 | 13,458 | 13,458 | 14,093 | 14,923 | 14,923 | 15,549 | 14,982 | 15,329 | 15,329 | 15,972 | |
| FWNA-11460-V | 114 x 36/60 | 2 | 1 | 11 | 13,933 | 14,565 | 14,565 | 15,234 | 16,107 | 16,107 | 16,766 | 16,169 | 16,534 | 16,534 | 17,212 | |
| FWNA-12066-V | 120 x 36/66 | 2 | 2 | 11 | 17,998 | 18,669 | 18,669 | 19,377 | 20,304 | 20,304 | 21,003 | 20,370 | 20,757 | 20,757 | 21,475 | |
| FWNA-13268-V | 132 x 36/68 | 2 | 3 | 11 | 20,213 | 20,912 | 20,912 | 21,650 | 22,615 | 22,615 | 23,343 | 22,684 | 23,087 | 23,087 | 23,835 | |
| FWNA-14470-V | 144 x 36/70 | 2 | 3 | 13 | 22,608 | 23,335 | 23,335 | 24,103 | 25,106 | 25,106 | 25,863 | 25,177 | 25,597 | 25,597 | 26,375 | |
| FWNA-15672-V | 156 x 36/72 | 3 | 3 | 13 | 28,395 | 29,497 | 29,497 | 30,660 | 32,181 | 32,181 | 33,329 | 32,289 | 32,925 | 32,925 | 34,104 | |
| FWNA-16876-V | 168 x 36/76 | 3 | 3 | 15 | 29,815 | 30,885 | 30,885 | 32,015 | 33,492 | 33,492 | 34,607 | 33,597 | 34,215 | 34,215 | 35,361 | |
| FWNA-18078-V | 180 x 36/78 | 3 | 3 | 15 | 31,698 | 32,768 | 32,768 | 33,898 | 35,375 | 35,375 | 36,490 | 35,481 | 36,098 | 36,098 | 37,244 | |
| FWNA-19278-V | 192 x 36/78 | 3 | 4 | 17 | 33,138 | 34,208 | 34,208 | 35,338 | 35,308 | 35,308 | 36,936 | 35,444 | 36,423 | 36,423 | 38,096 | |
| FWNA-20478-V | 204 x 36/78 | 3 | 4 | 17 | 35,983 | 37,097 | 37,097 | 38,273 | 38,242 | 38,242 | 39,935 | 38,383 | 39,402 | 39,402 | 41,143 | |
| FWNA-21678-V | 216 x 36/78 | 3 | 4 | 19 | 38,397 | 39,537 | 39,537 | 40,742 | 40,710 | 40,710 | 42,445 | 40,855 | 41,899 | 41,899 | 43,682 | |
| FWNA-22878-V | 228 x 36/78 | 3 | 4 | 19 | 40,313 | 41,464 | 41,464 | 42,680 | 42,648 | 42,648 | 44,400 | 42,794 | 43,848 | 43,848 | 45,648 | |
| FWNA-24078-V | 240 x 36/78 | 3 | 4 | 19 | 42,337 | 43,501 | 43,501 | 44,732 | 44,699 | 44,699 | 46,470 | 44,846 | 45,912 | 45,912 | 47,733 | |

| SIGHT LINE TABLES | MODEL # | L x W | BASE QTY | TOP SECTIONS | SEATING CAPACITY | T-BASE | | HOOP BASE | | PANEL BASE | |
|-------------------|-------------|-------|----------|--------------|------------------|--------|--------|-----------|--------|------------|--------|
| | | | | | | Metal | Veneer | Metal | Veneer | Painted | Veneer |
| | | | | | | -TB | -HP | -VHP | -PP | -VP | |
| FWNA-7254-V | 72 x 36/54 | 2 | 1 | 7 | | 7,393 | 8,625 | 11,285 | 6,859 | 7,387 | |
| FWNA-7856-V | 78 x 36/56 | 2 | 1 | 7 | | 8,768 | 10,155 | 13,151 | 8,165 | 8,760 | |
| FWNA-8458-V | 84 x 36/58 | 2 | 1 | 9 | | 9,229 | 10,616 | 13,612 | 8,627 | 9,221 | |
| FWNA-9060-V | 90 x 36/60 | 2 | 1 | 9 | | 10,216 | 11,675 | 14,827 | 9,582 | 10,208 | |
| FWNA-9660-V | 96 x 36/60 | 2 | 1 | 9 | | 10,574 | 12,034 | 15,185 | 9,941 | 10,566 | |
| FWNA-10260-V | 102 x 36/60 | 2 | 1 | 9 | | 11,540 | 13,081 | 16,407 | 10,871 | 11,532 | |
| FWNA-10860-V | 108 x 36/60 | 2 | 1 | 11 | | 11,918 | 13,458 | 16,785 | 11,249 | 11,909 | |
| FWNA-11460-V | 114 x 36/60 | 2 | 1 | 11 | | 12,944 | 14,565 | 18,067 | 12,240 | 12,935 | |
| FWNA-12066-V | 120 x 36/66 | 2 | 2 | 11 | | 16,949 | 18,669 | 22,383 | 16,202 | 16,939 | |
| FWNA-13268-V | 132 x 36/68 | 2 | 3 | 11 | | 19,120 | 20,912 | 24,780 | 18,342 | 19,110 | |
| FWNA-14470-V | 144 x 36/70 | 2 | 3 | 13 | | - | 23,335 | 27,358 | 20,663 | 21,461 | |
| FWNA-15672-V | 156 x 36/72 | 3 | 3 | 13 | | - | 29,497 | 34,601 | 25,448 | 26,658 | |
| FWNA-16876-V | 168 x 36/76 | 3 | 3 | 15 | | - | 30,885 | 35,843 | 26,951 | 28,127 | |
| FWNA-18078-V | 180 x 36/78 | 3 | 3 | 15 | | - | 32,768 | 37,726 | 28,834 | 30,010 | |
| FWNA-19278-V | 192 x 36/78 | 3 | 4 | 17 | | - | 34,208 | 39,166 | 30,275 | 31,450 | |
| FWNA-20478-V | 204 x 36/78 | 3 | 4 | 17 | | - | 37,097 | 42,256 | 33,004 | 34,227 | |
| FWNA-21678-V | 216 x 36/78 | 3 | 4 | 19 | | - | 39,537 | 44,823 | 35,344 | 36,598 | |
| FWNA-22878-V | 228 x 36/78 | 3 | 4 | 19 | | - | 41,464 | 46,800 | 37,231 | 38,496 | |
| FWNA-24078-V | 240 x 36/78 | 3 | 4 | 19 | | - | 43,501 | 48,898 | 39,221 | 40,500 | |



VENEER TOP WITH HARDWOOD EDGE


| BASE OPTIONS | CODE | PRICE | NOTES |
|--|-----------------------|----------------|--|
| Metal Trim Finish Options: | | | |
| Powder Coat | No Code | No Charge | Tapered and Rounded Rectangle Bases are standard with a metal trim detail in either Powder Coat or Clear Anodized. Other finishes available at an upcharge. |
| Clear Anodized | -CA | No Charge | |
| GoldMatt Anodized | -GMA | \$941 | |
| Antique Brass Anodized | -ABA | \$941 | |
| Light Bronze Anodized | -LBA | \$471 | |
| High Polish Finish | -HPF | \$554 | |
| Upholstered Base Option: | | | |
| | | -COM | -A -B -C -D -E -F -G |
| Upholstered Base, 54", 56", 58" Wide Tables | -UPH-48 | \$1,045 | \$1,359 \$1,463 \$1,568 \$1,672 \$2,404 \$2,822 \$3,031 |
| Upholstered Base, 60" Wide Table | -UPH-54 | \$1,045 | \$1,411 \$1,516 \$1,550 \$1,725 \$2,508 \$2,926 \$3,135 |
| Upholstered Base, 66", 68" Wide Tables | -UPH-60 | \$1,045 | \$1,463 \$1,568 \$1,672 \$1,777 \$2,717 \$3,135 \$3,344 |
| Upholstered Base, 70", 72" Wide Tables | -UPH-66 | \$1,045 | \$1,568 \$1,672 \$1,777 \$1,881 \$3,135 \$3,553 \$3,762 |
| Upholstered Base, 76", 78" Wide Tables | -UPH-72 | \$1,045 | \$1,672 \$1,777 \$1,881 \$1,986 \$3,658 \$4,076 \$4,285 |
| Acrylic Base Option: | | | |
| Acrylic, 54", 56", 58" Wide Tables | -ACR-48 | \$2,000 | Acrylic option applied to end/inner panels of Tapered Bases only. |
| Acrylic, 60" Wide Table | -ACR-54 | \$2,400 | |
| Acrylic, 66", 68" Wide Tables | -ACR-60 | \$2,600 | |
| Acrylic, 70", 72" Wide Tables | -ACR-66 | \$2,800 | |
| Acrylic, 76", 78" Wide Tables | -ACR-72 | \$3,100 | |
| | | | |
| Paint Option: | | | |
| Veneer Rounded Rectangle Base Inner Shell | -PVRR | DEDUCT \$471 | Paint option on Veneer Rounded Rectangle Base Inner Shell |
| Laminate Rounded Rectangle Base Inner Shell | -PLRR | No Charge | Paint option on Laminate Rounded Rectangle Base Inner Shell |
| Fenix Tapered Base End/Inner Panels | -PFTP | DEDUCT \$471 | Paint option on Fenix Tapered Base End/Inner Panels |
| Veneer Tapered Base End/Inner Panels | -PVTP | DEDUCT \$471 | Paint option on Veneer Tapered Base End/Inner Panels |
| Laminate Tapered Base End/Inner Panels | -PLTP | No Charge | Paint option on Laminate Tapered Base End/Inner Panels |
| Remove Center Column for Four Post Base Options: | | | |
| If -P4 base is selected | -4COLP | DEDUCT \$903 | Available on tables 96" and shorter only |
| If -V4 base is selected | -4COLV | DEDUCT \$1,392 | |
| Center Column Base Finish Options: | | | |
| Painted Center Column Base* | -CRP | No Charge | To replace existing middle base (Hoop Base and T-Base only) |
| Veneer Center Column Base* | -CRV | No Charge | |
| Polished Chrome Finish Options: | | | |
| Polished Chrome Hoop Base (2 base tables) | -PCHP2 | \$2,768 | *When specifying -CRV or -CRP in conjunction with a Polished Chrome finish on Hoop Base or T-Base tables with 3 bases, use the upcharge code and pricing for 2 base tables (-PCHP2 or -PCTB2). |
| Polished Chrome Hoop Base (3 base tables) | -PCHP3 | \$4,149 | |
| Polished Chrome T-Base (2 base tables) | -PCTB2 | \$2,768 | |
| Polished Chrome T-Base (3 base tables) | -PCTB3 | \$4,149 | |
| T-Base Combination Finish (2 base tables) | -PCCBF2 | \$1,694 | |
| T-Base Combination Finish (3 base tables) | -PCCBF3 | \$2,542 | |
| TOP OPTIONS | | | |
| | CODE | PRICE | NOTES |
| Multi-Section Tops: | | | |
| 102", 108", 114" and 120" one-piece tops split into two sections | Specify -2 | \$824 | Power Matrix (center of table location only) cannot be specified when this option is selected |
| POWER OPTIONS | | | |
| | CODE | PRICE | NOTES |
| Low Profile Perimeter Power Option: | | | |
| 72"-132" Tables | -LPP6C | \$6,532 | See page 29 for location information (10) simplex outlets, (10) USB-A+C ports, (4) Modular AV Inserts/Plates (14) simplex outlets, (14) USB-A+C ports, (4) Modular AV Inserts/Plates (18) simplex outlets, (18) USB-A+C ports, (4) Modular AV Inserts/Plates Replaces USB-A+C ports |
| 144"-156" Tables | -LPP8C | \$9,144 | |
| 168"-240" Tables | -LPP10C | \$12,436 | |
| For USB-C+C | Add -USB-DualC | No Charge | |
| Field-Wired Option: | | | |
| 72"-132" Tables | Add -FW | DEDUCT \$1,945 | Some local electrical codes may require hardwiring of components and may not allow the use of standard modular power systems. A junction box will be provided when ordering the -FW option |
| 144"-156" Tables | Add -FW | DEDUCT \$2,378 | |
| 168"-240" Tables | Add -FW | DEDUCT \$2,913 | |
| Other Power and Data Options: See pages 204-213 | | | |





VENEER TOP WITH HARDWOOD EDGE

EDGE PROFILE



Reverse Flow Edge

GENERAL INFORMATION

- Tops are 1-1/8"-thick with 3/16"-deep hardwood edge band
- Seating capacity based on 27" per person
- Overall table height 29.5"
- T-Base combination finish includes a Polished Chrome foot and Powder Coat vertical column
- Beam finish will match Metal Finish selection. If no Metal Finish is selected, beams will be Foil.
- If Polished Chrome Finish is specified on the T-Base or Hoop Base, the beams will be Foil.
- Tables with three Hoop or T-Bases will default to the same base style for all three bases. An alternate Center Column Base may also be specified above.
- One wire manager included with the Hoop Base table (regardless of table size). Can be adhered to the leg and will default to the finish of the leg. Wire manager on veneer Hoop Bases will be veneered to match the base veneer option. If additional wire management channels are required, they can be purchased separately at the end of the price list.
- Rectangle, Expandable Rectangle, Tapered, Rounded Rectangle, Metal T-Base, Panel, Island, and Center Column bases include a removable access panel
- Tapered and Rounded Rectangle bases standard with a metal trim detail
- Veneer Hoop Base finish will match Top veneer finish
- Upholstery option is applied on the Rounded Rectangle outer base shell or Tapered Base end panel. For COM fabrics, yardage requirement is 1 yard per base.
- Center Wire Chase available on two base tables for more robust wire management needs. See page 213.
- On Tapered base tables with center bases, the center base will default to the finish selections specified for the end bases. Metal finish on center bases will default to the finish selection on the end base.
- On Rounded Rectangle base tables with center bases, both sides of the center base will default to the finish selection specified for the inner shell of the end bases. Metal finish on center base will default to finish selection specified for end base.
- If a powder coat finish is not selected for the Low Profile Perimeter Power, the finish will match the beam metal finish (Foil is the default when Clear Anodized is selected)
- Low Profile Perimeter Power option is not available on tables with Panel (-PP & -VP) and Hoop (-HP & -VHP) bases


REQUIRED INFORMATION (ORDER CANNOT BE ENTERED WITHOUT THIS INFORMATION)

See appendix pages vi-xii for surface material options.

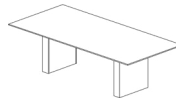
- Choose Veneer Finish
- Choose Laminate Finish, if Laminate base specified
- Choose Fenix Finish, if Fenix base specified
- Choose Paint Finish, if Painted base or paint option specified
- Choose Metal Finish. Clear Anodized (-CA), GoldMatt Anodized (-GMA), Antique Brass Anodized (-ABA) and Light Bronze Anodized (-LBA) not available on T-Base or Hoop Base.
- Choose Powder Coat Finish, if Low Profile Perimeter Power is selected
- Choose Metal Finish for base trim detail, if Tapered or Rounded Rectangle Bases specified
- Choose Upholstery, if Upholstery Base Option specified
- Choose Acrylic Finish, if Acrylic Base Option specified



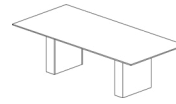
FENIX® TOP WITH SQUARE EDGE



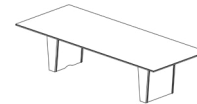
RECTANGLE TOP



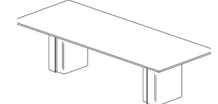
Rectangle Base



Expandable Rectangle Base



Tapered Base

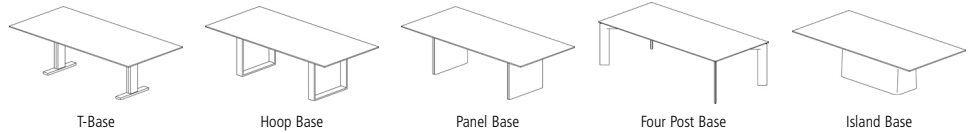


Rounded Rectangle Base

| MODEL # | L x W | BASE QTY | TOP SECTIONS | SEATING CAPACITY | RECTANGLE BASE | | EXPANDABLE RECTANGLE BASE | | TAPERED BASE | | | | ROUNDED RECTANGLE BASE | | | |
|---------------|----------|----------|--------------|------------------|----------------|--------|---------------------------|--------|--------------|---------|--------|--------|------------------------|---------|--------|---|
| | | | | | Painted | Veneer | Painted | Veneer | Laminate | Painted | Veneer | Fenix | Laminate | Painted | Veneer | |
| | | | | | -PR | -VR | -PX | -VX | -LTP | -PTP | -VTP | -FTP | -LRR | -PRR | -VRR | |
| FWNT-7236-XE | 72 x 36 | 2 | 1 | 6 | 6,308 | 6,730 | 6,730 | 7,176 | - | - | - | - | - | - | - | - |
| FWNT-7242-XE | 72 x 42 | 2 | 1 | 6 | 7,167 | 7,626 | 7,626 | 8,112 | - | - | - | - | - | - | - | - |
| FWNT-7842-XE | 78 x 42 | 2 | 1 | 6 | 7,893 | 8,384 | 8,384 | 8,902 | - | - | - | - | - | - | - | - |
| FWNT-8442-XE | 84 x 42 | 2 | 1 | 8 | 8,120 | 8,611 | 8,611 | 9,129 | - | - | - | - | - | - | - | - |
| FWNT-8448-XE | 84 x 48 | 2 | 1 | 8 | 8,796 | 9,304 | 9,304 | 9,840 | 10,541 | 10,541 | 11,071 | 10,591 | 10,885 | 10,885 | 11,428 | - |
| FWNT-9042-XE | 90 x 42 | 2 | 1 | 8 | 8,779 | 9,296 | 9,296 | 9,841 | - | - | - | - | - | - | - | - |
| FWNT-9048-XE | 90 x 48 | 2 | 1 | 8 | 9,529 | 10,063 | 10,063 | 10,628 | 11,365 | 11,365 | 11,922 | 11,418 | 11,726 | 11,726 | 12,298 | - |
| FWNT-9642-XE | 96 x 42 | 2 | 1 | 8 | 9,019 | 9,535 | 9,535 | 10,081 | - | - | - | - | - | - | - | - |
| FWNT-9648-XE | 96 x 48 | 2 | 1 | 8 | 9,805 | 10,340 | 10,340 | 10,905 | 11,642 | 11,642 | 12,198 | 11,694 | 12,003 | 12,003 | 12,575 | - |
| FWNT-10242-XE | 102 x 42 | 2 | 1 | 8 | 9,772 | 10,317 | 10,317 | 10,893 | - | - | - | - | - | - | - | - |
| FWNT-10248-XE | 102 x 48 | 2 | 1 | 8 | 10,642 | 11,207 | 11,207 | 11,803 | 12,581 | 12,581 | 13,168 | 12,637 | 12,962 | 12,962 | 13,566 | - |
| FWNT-10842-XE | 108 x 42 | 2 | 1 | 10 | 10,024 | 10,570 | 10,570 | 11,145 | - | - | - | - | - | - | - | - |
| FWNT-10848-XE | 108 x 48 | 2 | 1 | 10 | 10,936 | 11,500 | 11,500 | 12,096 | 12,874 | 12,874 | 13,461 | 12,930 | 13,255 | 13,255 | 13,859 | - |
| FWNT-10854-XE | 108 x 54 | 2 | 1 | 12 | 12,012 | 12,602 | 12,602 | 13,223 | 14,036 | 14,036 | 14,651 | 14,094 | 14,435 | 14,435 | 15,065 | - |
| FWNT-11442-XE | 114 x 42 | 2 | 1 | 10 | 10,818 | 11,392 | 11,392 | 11,998 | - | - | - | - | - | - | - | - |
| FWNT-11448-XE | 114 x 48 | 2 | 1 | 10 | 11,819 | 12,413 | 12,413 | 13,039 | 13,859 | 13,859 | 14,477 | 13,918 | 14,260 | 14,260 | 14,895 | - |
| FWNT-11454-XE | 114 x 54 | 2 | 1 | 12 | 13,000 | 13,619 | 13,619 | 14,275 | 15,130 | 15,130 | 15,777 | 15,191 | 15,550 | 15,550 | 16,213 | - |
| FWNT-12042-XE | 120 x 42 | 2 | 1 | 10 | 11,083 | 11,657 | 11,657 | 12,263 | - | - | - | - | - | - | - | - |
| FWNT-12048-XE | 120 x 48 | 2 | 1 | 10 | 12,127 | 12,720 | 12,720 | 13,347 | 14,166 | 14,166 | 14,785 | 14,225 | 14,568 | 14,568 | 15,203 | - |
| FWNT-12054-XE | 120 x 54 | 2 | 1 | 12 | 13,356 | 13,975 | 13,975 | 14,631 | 15,487 | 15,487 | 16,133 | 15,547 | 15,906 | 15,906 | 16,569 | - |
| FWNT-13248-XE | 132 x 48 | 2 | 2 | 10 | 13,273 | 13,891 | 13,891 | 14,543 | 15,397 | 15,397 | 16,042 | 15,458 | 15,815 | 15,815 | 16,478 | - |
| FWNT-13254-XE | 132 x 54 | 2 | 2 | 12 | 14,654 | 15,300 | 15,300 | 15,982 | 16,874 | 16,874 | 17,547 | 16,937 | 17,310 | 17,310 | 18,001 | - |
| FWNT-14448-XE | 144 x 48 | 2 | 2 | 12 | 14,471 | 15,114 | 15,114 | 15,793 | 16,681 | 16,681 | 17,351 | 16,744 | 17,115 | 17,115 | 17,804 | - |
| FWNT-14454-XE | 144 x 54 | 2 | 2 | 14 | 16,010 | 16,682 | 16,682 | 17,391 | 18,319 | 18,319 | 19,019 | 18,385 | 18,773 | 18,773 | 19,492 | - |
| FWNT-14460-XE | 144 x 60 | 2 | 2 | 14 | 17,807 | 18,514 | 18,514 | 19,261 | 20,238 | 20,238 | 20,976 | 20,308 | 20,717 | 20,717 | 21,473 | - |
| FWNT-15648-XE | 156 x 48 | 3 | 2 | 14 | 18,731 | 19,705 | 19,705 | 20,735 | 22,080 | 22,080 | 23,096 | 22,176 | 22,739 | 22,739 | 23,782 | - |
| FWNT-15654-XE | 156 x 54 | 3 | 2 | 14 | 20,545 | 21,563 | 21,563 | 22,638 | 24,043 | 24,043 | 25,104 | 24,144 | 24,731 | 24,731 | 25,821 | - |
| FWNT-15660-XE | 156 x 60 | 3 | 2 | 14 | 22,673 | 23,744 | 23,744 | 24,877 | 26,357 | 26,357 | 27,474 | 26,462 | 27,081 | 27,081 | 28,228 | - |
| FWNT-16854-XE | 168 x 54 | 3 | 2 | 16 | 21,423 | 22,442 | 22,442 | 23,516 | 24,921 | 24,921 | 25,982 | 25,021 | 25,609 | 25,609 | 26,698 | - |
| FWNT-16860-XE | 168 x 60 | 3 | 2 | 16 | 23,677 | 24,749 | 24,749 | 25,881 | 27,361 | 27,361 | 28,478 | 27,466 | 28,086 | 28,086 | 29,233 | - |
| FWNT-18054-XE | 180 x 54 | 3 | 2 | 16 | 22,301 | 23,319 | 23,319 | 24,394 | 25,799 | 25,799 | 26,860 | 25,899 | 26,488 | 26,488 | 27,577 | - |
| FWNT-18060-XE | 180 x 60 | 3 | 2 | 16 | 24,681 | 25,753 | 25,753 | 26,885 | 28,365 | 28,365 | 29,482 | 28,471 | 29,090 | 29,090 | 30,238 | - |
| FWNT-19254-XE | 192 x 54 | 3 | 2 | 18 | 23,180 | 24,197 | 24,197 | 25,273 | 26,534 | 26,534 | 27,868 | 26,649 | 27,409 | 27,409 | 28,785 | - |
| FWNT-19260-XE | 192 x 60 | 3 | 2 | 18 | 25,686 | 26,757 | 26,757 | 27,890 | 29,219 | 29,219 | 30,623 | 29,340 | 30,140 | 30,140 | 31,589 | - |
| FWNT-19266-XE | 192 x 66 | 3 | 4 | 18 | 31,988 | 33,126 | 33,126 | 34,326 | 35,735 | 35,735 | 37,225 | 35,864 | 36,713 | 36,713 | 38,250 | - |
| FWNT-19272-XE | 192 x 72 | 3 | 4 | 18 | 33,600 | 34,737 | 34,737 | 35,938 | 35,906 | 35,906 | 37,636 | 36,050 | 37,091 | 37,091 | 38,868 | - |
| FWNT-20454-XE | 204 x 54 | 3 | 2 | 18 | 25,035 | 26,095 | 26,095 | 27,213 | 28,526 | 28,526 | 29,914 | 28,645 | 29,436 | 29,436 | 30,868 | - |
| FWNT-20460-XE | 204 x 60 | 3 | 2 | 18 | 27,774 | 28,890 | 28,890 | 30,067 | 31,451 | 31,451 | 32,912 | 31,577 | 32,408 | 32,408 | 33,918 | - |
| FWNT-20466-XE | 204 x 66 | 3 | 4 | 18 | 34,671 | 35,854 | 35,854 | 37,104 | 38,570 | 38,570 | 40,120 | 38,704 | 39,586 | 39,586 | 41,186 | - |
| FWNT-20472-XE | 204 x 72 | 3 | 4 | 18 | 36,453 | 37,636 | 37,636 | 38,886 | 38,853 | 38,853 | 40,652 | 39,002 | 40,085 | 40,085 | 41,935 | - |
| FWNT-21654-XE | 216 x 54 | 3 | 2 | 20 | 26,582 | 27,667 | 27,667 | 28,812 | 30,157 | 30,157 | 31,579 | 30,280 | 31,089 | 31,089 | 32,557 | - |
| FWNT-21660-XE | 216 x 60 | 3 | 2 | 20 | 29,522 | 30,665 | 30,665 | 31,872 | 33,289 | 33,289 | 34,786 | 33,417 | 34,271 | 34,271 | 35,816 | - |
| FWNT-21666-XE | 216 x 66 | 3 | 4 | 20 | 36,934 | 38,145 | 38,145 | 39,425 | 40,928 | 40,928 | 42,516 | 41,065 | 41,969 | 41,969 | 43,608 | - |
| FWNT-21672-XE | 216 x 72 | 3 | 4 | 20 | 38,866 | 40,078 | 40,078 | 41,358 | 41,324 | 41,324 | 43,167 | 41,477 | 42,587 | 42,587 | 44,482 | - |
| FWNT-22854-XE | 228 x 54 | 3 | 2 | 20 | 27,779 | 28,874 | 28,874 | 30,031 | 31,390 | 31,390 | 32,824 | 31,513 | 32,330 | 32,330 | 33,811 | - |
| FWNT-22860-XE | 228 x 60 | 3 | 2 | 20 | 30,884 | 32,037 | 32,037 | 33,256 | 34,686 | 34,686 | 36,197 | 34,816 | 35,676 | 35,676 | 37,236 | - |
| FWNT-22866-XE | 228 x 66 | 3 | 4 | 20 | 38,715 | 39,939 | 39,939 | 41,232 | 42,748 | 42,748 | 44,351 | 42,886 | 43,799 | 43,799 | 45,453 | - |
| FWNT-22872-XE | 228 x 72 | 3 | 4 | 20 | 40,774 | 41,999 | 41,999 | 43,291 | 43,257 | 43,257 | 45,118 | 43,412 | 44,532 | 44,532 | 46,444 | - |
| FWNT-24054-XE | 240 x 54 | 3 | 2 | 20 | 29,050 | 30,157 | 30,157 | 31,328 | 32,701 | 32,701 | 34,152 | 32,825 | 33,652 | 33,652 | 35,150 | - |
| FWNT-24060-XE | 240 x 60 | 3 | 2 | 20 | 32,326 | 33,493 | 33,493 | 34,726 | 36,171 | 36,171 | 37,700 | 36,303 | 37,173 | 37,173 | 38,751 | - |
| FWNT-24066-XE | 240 x 66 | 3 | 4 | 20 | 40,601 | 41,838 | 41,838 | 43,145 | 44,678 | 44,678 | 46,300 | 44,818 | 45,741 | 45,741 | 47,415 | - |
| FWNT-24072-XE | 240 x 72 | 3 | 4 | 20 | 42,793 | 44,030 | 44,030 | 45,338 | 45,303 | 45,303 | 47,184 | 45,460 | 46,592 | 46,592 | 48,526 | - |



FENIX® TOP WITH SQUARE EDGE

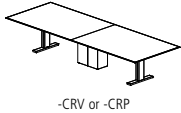
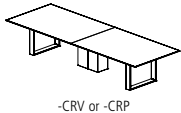


| RECTANGLE TABLES | | | | | T-BASE | HOOP BASE | | PANEL BASE | | FOUR POST BASE | | ISLAND BASE | |
|------------------|----------|----------|--------------|------------------|--------|-----------|--------|------------|--------|----------------|--------|-------------|--------|
| | | | | | Metal | Metal | Veneer | Painted | Veneer | Painted | Veneer | Painted | Veneer |
| MODEL # | L x W | BASE QTY | TOP SECTIONS | SEATING CAPACITY | -TB | -HP | -VHP | -PP | -VP | -P4 | -V4 | -PN | -VN |
| FWNT-7236-XE | 72 x 36 | 2 | 1 | 6 | 5,649 | - | - | - | - | 6,308 | 6,730 | - | - |
| FWNT-7242-XE | 72 x 42 | 2 | 1 | 6 | 6,450 | - | - | - | - | 7,167 | 7,626 | - | - |
| FWNT-7842-XE | 78 x 42 | 2 | 1 | 6 | 7,126 | - | - | - | - | 7,893 | 8,384 | - | - |
| FWNT-8442-XE | 84 x 42 | 2 | 1 | 8 | 7,352 | - | - | - | - | 8,120 | 8,611 | - | - |
| FWNT-8448-XE | 84 x 48 | 2 | 1 | 8 | 8,002 | 9,304 | 12,114 | 7,436 | 7,995 | 8,796 | 9,304 | - | - |
| FWNT-9042-XE | 90 x 42 | 2 | 1 | 8 | 7,972 | - | - | - | - | 8,779 | 9,296 | - | - |
| FWNT-9048-XE | 90 x 48 | 2 | 1 | 8 | 8,694 | 10,063 | 13,021 | 8,099 | 8,686 | 9,529 | 10,063 | - | - |
| FWNT-9642-XE | 96 x 42 | 2 | 1 | 8 | 8,212 | - | - | - | - | 9,019 | 9,535 | - | - |
| FWNT-9648-XE | 96 x 48 | 2 | 1 | 8 | 8,970 | 10,340 | 13,297 | 8,376 | 8,963 | 9,805 | 10,340 | - | - |
| FWNT-10242-XE | 102 x 42 | 2 | 1 | 8 | 8,920 | - | - | - | - | 9,772 | 10,317 | - | - |
| FWNT-10248-XE | 102 x 48 | 2 | 1 | 8 | 9,761 | 11,207 | 14,328 | 9,133 | 9,754 | 10,642 | 11,207 | - | - |
| FWNT-10842-XE | 108 x 42 | 2 | 1 | 10 | 9,173 | - | - | - | - | 10,024 | 10,570 | - | - |
| FWNT-10848-XE | 108 x 48 | 2 | 1 | 10 | 10,054 | 11,500 | 14,622 | 9,427 | 10,046 | 10,936 | 11,500 | - | - |
| FWNT-10854-XE | 108 x 54 | 2 | 1 | 12 | 11,091 | 12,602 | 15,861 | 10,436 | 11,083 | 12,012 | 12,602 | 13,451 | 14,069 |
| FWNT-11442-XE | 114 x 42 | 2 | 1 | 10 | 9,920 | - | - | - | - | 10,818 | 11,392 | - | - |
| FWNT-11448-XE | 114 x 48 | 2 | 1 | 10 | 10,891 | 12,413 | 15,698 | 10,231 | 10,882 | 11,819 | 12,413 | - | - |
| FWNT-11454-XE | 114 x 54 | 2 | 1 | 12 | 12,031 | 13,619 | 17,051 | 11,340 | 12,022 | 13,000 | 13,619 | 14,515 | 15,166 |
| FWNT-12042-XE | 120 x 42 | 2 | 1 | 10 | 10,186 | - | - | - | - | 11,083 | 11,657 | - | - |
| FWNT-12048-XE | 120 x 48 | 2 | 1 | 10 | 11,199 | 12,720 | 16,006 | 10,538 | 11,190 | 12,127 | 12,720 | - | - |
| FWNT-12054-XE | 120 x 54 | 2 | 1 | 12 | 12,386 | 13,975 | 17,408 | 11,696 | 12,378 | 13,356 | 13,975 | 14,870 | 15,522 |
| FWNT-13248-XE | 132 x 48 | 2 | 2 | 10 | 12,305 | 13,891 | 17,314 | 11,617 | 12,297 | 13,273 | 13,891 | - | - |
| FWNT-13254-XE | 132 x 54 | 2 | 2 | 12 | 13,644 | 15,300 | 18,874 | 12,926 | 13,635 | 14,654 | 15,300 | 16,232 | 16,910 |
| FWNT-14448-XE | 144 x 48 | 2 | 2 | 12 | 13,466 | 15,114 | 18,673 | 12,749 | 13,456 | 14,471 | 15,114 | - | - |
| FWNT-14454-XE | 144 x 54 | 2 | 2 | 14 | 14,960 | 16,682 | 20,400 | 14,213 | 14,951 | 16,010 | 16,682 | 17,651 | 18,356 |
| FWNT-14460-XE | 144 x 60 | 2 | 2 | 14 | 16,701 | 18,514 | 22,430 | 15,914 | 16,691 | 17,807 | 18,514 | 19,536 | 20,278 |
| FWNT-15648-XE | 156 x 48 | 3 | 2 | 14 | 17,207 | 19,705 | 25,099 | 16,123 | 17,194 | - | - | - | - |
| FWNT-15654-XE | 156 x 54 | 3 | 2 | 14 | 18,954 | 21,563 | 27,197 | 17,821 | 18,939 | 20,545 | 21,563 | 19,819 | 20,531 |
| FWNT-15660-XE | 156 x 60 | 3 | 2 | 14 | 20,996 | 23,744 | 29,678 | 19,803 | 20,981 | 22,673 | 23,744 | 21,908 | 22,657 |
| FWNT-16854-XE | 168 x 54 | 3 | 2 | 16 | 19,832 | 22,442 | 28,075 | 18,700 | 19,818 | 21,423 | 22,442 | 20,697 | 21,409 |
| FWNT-16860-XE | 168 x 60 | 3 | 2 | 16 | 22,001 | 24,749 | 30,683 | 20,809 | 21,985 | 23,677 | 24,749 | 22,912 | 23,662 |
| FWNT-18054-XE | 180 x 54 | 3 | 2 | 16 | 20,711 | 23,319 | 28,954 | 19,578 | 20,696 | 22,301 | 23,319 | 28,002 | 29,426 |
| FWNT-18060-XE | 180 x 60 | 3 | 2 | 16 | 23,005 | 25,753 | 31,687 | 21,813 | 22,991 | 24,681 | 25,753 | 30,686 | 32,186 |
| FWNT-19254-XE | 192 x 54 | 3 | 2 | 18 | 21,589 | 24,197 | 29,831 | 20,456 | 21,575 | 23,180 | 24,197 | 28,880 | 30,305 |
| FWNT-19260-XE | 192 x 60 | 3 | 2 | 18 | 24,009 | 26,757 | 32,691 | 22,817 | 23,995 | 25,686 | 26,757 | 31,690 | 33,190 |
| FWNT-19266-XE | 192 x 66 | 3 | 4 | 18 | - | 33,126 | 39,419 | 28,946 | 30,195 | 31,988 | 33,126 | 38,357 | 39,948 |
| FWNT-19272-XE | 192 x 72 | 3 | 4 | 18 | - | 34,737 | 40,005 | 30,558 | 31,807 | 33,600 | 34,737 | 39,968 | 41,559 |
| FWNT-20454-XE | 204 x 54 | 3 | 2 | 18 | 23,379 | 26,095 | 31,957 | 22,201 | 23,364 | 25,035 | 26,095 | 30,968 | 32,450 |
| FWNT-20460-XE | 204 x 60 | 3 | 2 | 18 | 26,031 | 28,890 | 35,064 | 24,789 | 26,014 | 27,774 | 28,890 | 34,022 | 35,582 |
| FWNT-20466-XE | 204 x 66 | 3 | 4 | 18 | - | 35,854 | 42,403 | 31,505 | 32,805 | 34,671 | 35,854 | 41,298 | 42,952 |
| FWNT-20472-XE | 204 x 72 | 3 | 4 | 18 | - | 37,636 | 43,118 | 33,287 | 34,586 | 36,453 | 37,636 | 43,079 | 44,734 |
| FWNT-21654-XE | 216 x 54 | 3 | 2 | 20 | 24,886 | 27,667 | 33,672 | 23,678 | 24,870 | 26,582 | 27,667 | 32,658 | 34,177 |
| FWNT-21660-XE | 216 x 60 | 3 | 2 | 20 | 27,736 | 30,665 | 36,990 | 26,464 | 27,720 | 29,522 | 30,665 | 35,922 | 37,521 |
| FWNT-21666-XE | 216 x 66 | 3 | 4 | 20 | - | 38,145 | 44,854 | 33,690 | 35,022 | 36,934 | 38,145 | 43,721 | 45,417 |
| FWNT-21672-XE | 216 x 72 | 3 | 4 | 20 | - | 40,078 | 45,694 | 35,623 | 36,954 | 38,866 | 40,078 | 45,654 | 47,350 |
| FWNT-22854-XE | 228 x 54 | 3 | 2 | 20 | 26,067 | 28,874 | 34,937 | 24,848 | 26,051 | 27,779 | 28,874 | 33,914 | 35,446 |
| FWNT-22860-XE | 228 x 60 | 3 | 2 | 20 | 29,080 | 32,037 | 38,423 | 27,797 | 29,064 | 30,884 | 32,037 | 37,344 | 38,959 |
| FWNT-22866-XE | 228 x 66 | 3 | 4 | 20 | - | 39,939 | 46,712 | 35,441 | 36,786 | 38,715 | 39,939 | 45,569 | 47,280 |
| FWNT-22872-XE | 228 x 72 | 3 | 4 | 20 | - | 41,999 | 47,667 | 37,500 | 38,845 | 40,774 | 41,999 | 47,628 | 49,340 |
| FWNT-24054-XE | 240 x 54 | 3 | 2 | 20 | 27,318 | 30,157 | 36,289 | 26,085 | 27,302 | 29,050 | 30,157 | 35,254 | 36,804 |
| FWNT-24060-XE | 240 x 60 | 3 | 2 | 20 | 30,502 | 33,493 | 39,951 | 29,205 | 30,485 | 32,326 | 33,493 | 38,861 | 40,493 |
| FWNT-24066-XE | 240 x 66 | 3 | 4 | 20 | - | 41,838 | 48,687 | 37,290 | 38,649 | 40,601 | 41,838 | 47,531 | 49,262 |
| FWNT-24072-XE | 240 x 72 | 3 | 4 | 20 | - | 44,030 | 49,764 | 39,482 | 40,842 | 42,793 | 44,030 | 49,724 | 51,455 |



FENIX® TOP WITH SQUARE EDGE

| BASE OPTIONS | CODE | PRICE | NOTES |
|--|-----------------------|-------------------|--|
| Metal Trim Finish Options: | | | |
| Powder Coat | No Code | No Charge | Tapered and Rounded Rectangle Bases are standard with a metal trim detail in either Powder Coat or Clear Anodized. Other finishes available at an upcharge. |
| Clear Anodized | -CA | No Charge | |
| GoldMatt Anodized | -GMA | \$941 | |
| Antique Brass Anodized | -ABA | \$941 | |
| Light Bronze Anodized | -LBA | \$471 | |
| High Polish Finish | -HPF | \$554 | |
| Upholstered Base Option: | | | |
| | | -COM | -A -B -C -D -E -F -G |
| Upholstered Base, 48" Wide Table | -UPH-48 | \$1,045 | \$1,359 \$1,463 \$1,568 \$1,672 \$2,404 \$2,822 \$3,031 |
| Upholstered Base, 54" Wide Table | -UPH-54 | \$1,045 | \$1,411 \$1,516 \$1,550 \$1,725 \$2,508 \$2,926 \$3,135 |
| Upholstered Base, 60" Wide Table | -UPH-60 | \$1,045 | \$1,463 \$1,568 \$1,672 \$1,777 \$2,717 \$3,135 \$3,344 |
| Upholstered Base, 66" Wide Table | -UPH-66 | \$1,045 | \$1,568 \$1,672 \$1,777 \$1,881 \$3,135 \$3,553 \$3,762 |
| Upholstered Base, 72" Wide Table | -UPH-72 | \$1,045 | \$1,672 \$1,777 \$1,881 \$1,986 \$3,658 \$4,076 \$4,285 |
| Acrylic Base Option: | | | |
| Acrylic, 48" Wide Table | -ACR-48 | \$2,000 | Acrylic option applied to end/inner panels of Tapered Bases only. |
| Acrylic, 54" Wide Table | -ACR-54 | \$2,400 | |
| Acrylic, 60" Wide Table | -ACR-60 | \$2,600 | |
| Acrylic, 66" Wide Table | -ACR-66 | \$2,800 | |
| Acrylic, 72" Wide Table | -ACR-72 | \$3,100 | |
| Paint Option: | | | |
| Veneer Rounded Rectangle Base Inner Shell | -PVRR | DEDUCT \$471 | Paint option on Veneer Rounded Rectangle Base Inner Shell |
| Laminate Rounded Rectangle Base Inner Shell | -PLRR | No Charge | Paint option on Laminate Rounded Rectangle Base Inner Shell |
| Fenix Tapered Base End/Inner Panels | -PFTP | DEDUCT \$471 | Paint option on Fenix Tapered Base End/Inner Panels |
| Veneer Tapered Base End/Inner Panels | -PVTP | DEDUCT \$471 | Paint option on Veneer Tapered Base End/Inner Panels |
| Laminate Tapered Base End/Inner Panels | -PLTP | No Charge | Paint option on Laminate Tapered Base End/Inner Panels |
| Remove Center Column for Four Post Base Options: | | | |
| If -P4 base is selected | -4COLP | DEDUCT \$903 | Available on tables 96" and shorter only |
| If -V4 base is selected | -4COLV | DEDUCT \$1,392 | |
| Center Column Base Finish Options: | | | |
| Painted Center Column Base* | -CRP | No Charge | To replace existing middle base (Hoop Base and T-Base only) |
| Veneer Center Column Base* | -CRV | No Charge | |
| Polished Chrome Finish Options: | | | |
| Polished Chrome Four Post Base | -PCFB | \$2,768 | *When specifying -CRV or -CRP in conjunction with a Polished Chrome finish on Hoop Base or T-Base tables with 3 bases, use the upcharge code and pricing for 2 base tables (-PCHP2 or -PCTB2). |
| Polished Chrome Hoop Base (2 base tables) | -PCHP2 | \$2,768 | |
| Polished Chrome Hoop Base (3 base tables) | -PCHP3 | \$4,149 | |
| Polished Chrome T-Base (2 base tables) | -PCTB2 | \$2,768 | |
| Polished Chrome T-Base (3 base tables) | -PCTB3 | \$4,149 | |
| T-Base Combination Finish (2 base tables) | -PCCBF2 | \$1,694 | |
| T-Base Combination Finish (3 base tables) | -PCCBF3 | \$2,542 | |
| TOP OPTIONS | | | |
| Multi-Section Tops: | | | |
| 102", 108", 114" and 120" one-piece tops split into two sections | Specify -2 | \$824 | Power Matrix (center of table location only) cannot be specified when this option is selected |
| 204", 216", 228" or 240" two-piece tops split into four sections | Specify -4 | \$1,642 | |
| POWER OPTIONS | | | |
| Low Profile Perimeter Power Option: | | | See page 29 for location information |
| 72"-132" Tables | -LPP6C | \$6,532 | (10) simplex outlets, (10) USB-A+C ports, (4) Modular AV Inserts/Plates |
| 144"-156" Tables | -LPP8C | \$9,144 | |
| 168"-240" Tables | -LPP10C | \$12,436 | |
| For USB-C+C | Add -USB-DualC | No Charge | |
| Field-Wired Option: | | | |
| 72"-132" Tables | Add -FW | DEDUCT \$1,945 | Some local electrical codes may require hardwiring of components and may not allow the use of standard modular power systems. A junction box will be provided when ordering the -FW option |
| 144"-156" Tables | Add -FW | DEDUCT \$2,378 | |
| 168"-240" Tables | Add -FW | DEDUCT \$2,913 | |
| Other Power and Data Options: | | See pages 204-213 | |





FENIX® TOP WITH SQUARE EDGE

EDGE PROFILE



Square Edge

GENERAL INFORMATION

- Tops are 1-1/8"-thick with 2mm edge
- Seating capacity based on 27" per person
- Overall table height 29.5"
- Four Post Base includes a 12"x24" center column for wire management. Center column may be removed from tables 96" and shorter with options -4COLP or -4COLV above. On tables over 96", the center column is required for support.
- T-Base combination finish includes a Polished Chrome foot and Powder Coat vertical column
- Beam finish will match Metal Finish selection. If no Metal Finish is selected, beams will be Foil.
- If Polished Chrome Finish is specified on the T-Base or Hoop Base, the beams will be Foil. If Polished Chrome Finish is specified on the Four Post Base, the beams will be Clear Anodized.
- Tables with three Hoop or T-Bases will default to the same base style for all three bases. An alternate Center Column Base may also be specified above.
- One wire manager included with the Hoop Base table (regardless of table size). Can be adhered to the leg and will default to the finish of the leg.
- Wire manager on veneer Hoop Bases will be veneered to match the base veneer option. If additional wire management channels are required, they can be purchased separately at the end of the price list.
- Rectangle, Expandable Rectangle, Tapered, Rounded Rectangle, Metal T-Base, Panel, Island, and Center Column bases include a removable access panel
- Tapered and Rounded Rectangle bases standard with a metal trim detail
- Veneer Hoop Base finish will match Top veneer finish
- Upholstery option is applied on the Rounded Rectangle outer base shell or Tapered Base end panel. For COM fabrics, yardage requirement is 1 yard per base.
- Center Wire Chase available on two base tables for more robust wire management needs. See page 213.
- On Tapered base tables with center bases, the center base will default to the finish selections specified for the end bases. Metal finish on center bases will default to the finish selection on the end base.
- On Rounded Rectangle base tables with center bases, both sides of the center base will default to the finish selection specified for the inner shell of the end bases. Metal finish on center base will default to finish selection specified for end base.
- If a powder coat finish is not selected for the Low Profile Perimeter Power, the finish will match the beam metal finish (Foil is the default when Clear Anodized is selected)


REQUIRED INFORMATION (ORDER CANNOT BE ENTERED WITHOUT THIS INFORMATION)

See appendix pages vi-xii for surface material options.

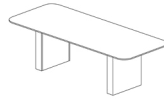
- Choose Fenix Finish
- Choose Laminate Finish, if Laminate base specified
- Choose Veneer Finish, if Veneer base specified
- Choose Paint Finish, if Painted base or paint option specified
- Choose Metal Finish. Clear Anodized (-CA), GoldMatt Anodized (-GMA), Antique Brass Anodized (-ABA) and Light Bronze Anodized (-LBA) not available on T-Base or Hoop Base.
- Choose Powder Coat Finish, if Low Profile Perimeter Power is selected
- Choose Metal Finish for base trim detail, if Tapered or Rounded Rectangle Bases specified
- Choose Upholstery, if Upholstery Base Option specified
- Choose Acrylic Finish, if Acrylic Base Option specified



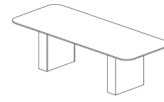
FENIX® TOP WITH SQUARE EDGE



RADIUS RECTANGLE TOP



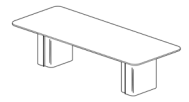
Rectangle Base



Expandable Rectangle Base



Tapered Base




Rounded Rectangle Base

RADIUS RECTANGLE TABLES

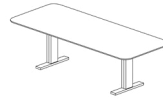
| MODEL # | L x W | BASE QTY | TOP SECTIONS | SEATING CAPACITY | RECTANGLE BASE | | EXPANDABLE RECTANGLE BASE | | TAPERED BASE | | | | ROUNDED RECTANGLE BASE | | |
|---------------|----------|----------|--------------|------------------|----------------|--------|---------------------------|--------|--------------|---------|--------|--------|------------------------|---------|--------|
| | | | | | Painted | Veneer | Painted | Veneer | Laminate | Painted | Veneer | Fenix | Laminate | Painted | Veneer |
| | | | | | -PR | -VR | -PX | -VX | -LTP | -PTP | -VTP | -FTP | -LRR | -PRR | -VRR |
| FWNC-7236-XE | 72 x 36 | 2 | 1 | 6 | 6,308 | 6,730 | 6,730 | 7,176 | - | - | - | - | - | - | - |
| FWNC-7242-XE | 72 x 42 | 2 | 1 | 6 | 7,167 | 7,626 | 7,626 | 8,112 | - | - | - | - | - | - | - |
| FWNC-7842-XE | 78 x 42 | 2 | 1 | 6 | 7,893 | 8,384 | 8,384 | 8,902 | - | - | - | - | - | - | - |
| FWNC-8442-XE | 84 x 42 | 2 | 1 | 8 | 8,120 | 8,611 | 8,611 | 9,129 | - | - | - | - | - | - | - |
| FWNC-8448-XE | 84 x 48 | 2 | 1 | 8 | 8,796 | 9,304 | 9,304 | 9,840 | 10,541 | 10,541 | 11,071 | 10,591 | 10,885 | 10,885 | 11,428 |
| FWNC-9042-XE | 90 x 42 | 2 | 1 | 8 | 8,779 | 9,296 | 9,296 | 9,841 | - | - | - | - | - | - | - |
| FWNC-9048-XE | 90 x 48 | 2 | 1 | 8 | 9,529 | 10,063 | 10,063 | 10,628 | 11,365 | 11,365 | 11,922 | 11,418 | 11,726 | 11,726 | 12,298 |
| FWNC-9642-XE | 96 x 42 | 2 | 1 | 8 | 9,019 | 9,535 | 9,535 | 10,081 | - | - | - | - | - | - | - |
| FWNC-9648-XE | 96 x 48 | 2 | 1 | 8 | 9,805 | 10,340 | 10,340 | 10,905 | 11,642 | 11,642 | 12,198 | 11,694 | 12,003 | 12,003 | 12,575 |
| FWNC-10242-XE | 102 x 42 | 2 | 1 | 8 | 9,772 | 10,317 | 10,317 | 10,893 | - | - | - | - | - | - | - |
| FWNC-10248-XE | 102 x 48 | 2 | 1 | 8 | 10,642 | 11,207 | 11,207 | 11,803 | 12,581 | 12,581 | 13,168 | 12,637 | 12,962 | 12,962 | 13,566 |
| FWNC-10842-XE | 108 x 42 | 2 | 1 | 10 | 10,024 | 10,570 | 10,570 | 11,145 | - | - | - | - | - | - | - |
| FWNC-10848-XE | 108 x 48 | 2 | 1 | 10 | 10,936 | 11,500 | 11,500 | 12,096 | 12,874 | 12,874 | 13,461 | 12,930 | 13,255 | 13,255 | 13,859 |
| FWNC-10854-XE | 108 x 54 | 2 | 1 | 12 | 12,012 | 12,602 | 12,602 | 13,223 | 14,036 | 14,036 | 14,651 | 14,094 | 14,435 | 14,435 | 15,065 |
| FWNC-11442-XE | 114 x 42 | 2 | 1 | 10 | 10,818 | 11,392 | 11,392 | 11,998 | - | - | - | - | - | - | - |
| FWNC-11448-XE | 114 x 48 | 2 | 1 | 10 | 11,819 | 12,413 | 12,413 | 13,039 | 13,859 | 13,859 | 14,477 | 13,918 | 14,260 | 14,260 | 14,895 |
| FWNC-11454-XE | 114 x 54 | 2 | 1 | 12 | 13,000 | 13,619 | 13,619 | 14,275 | 15,130 | 15,130 | 15,777 | 15,191 | 15,550 | 15,550 | 16,213 |
| FWNC-12042-XE | 120 x 42 | 2 | 1 | 10 | 11,083 | 11,657 | 11,657 | 12,263 | - | - | - | - | - | - | - |
| FWNC-12048-XE | 120 x 48 | 2 | 1 | 10 | 12,127 | 12,720 | 12,720 | 13,347 | 14,166 | 14,166 | 14,785 | 14,225 | 14,568 | 14,568 | 15,203 |
| FWNC-12054-XE | 120 x 54 | 2 | 1 | 12 | 13,356 | 13,975 | 13,975 | 14,631 | 15,487 | 15,487 | 16,133 | 15,547 | 15,906 | 15,906 | 16,569 |
| FWNC-13248-XE | 132 x 48 | 2 | 2 | 10 | 13,273 | 13,891 | 13,891 | 14,543 | 15,397 | 15,397 | 16,042 | 15,458 | 15,815 | 15,815 | 16,478 |
| FWNC-13254-XE | 132 x 54 | 2 | 2 | 12 | 14,654 | 15,300 | 15,300 | 15,982 | 16,874 | 16,874 | 17,547 | 16,937 | 17,310 | 17,310 | 18,001 |
| FWNC-14448-XE | 144 x 48 | 2 | 2 | 12 | 14,471 | 15,114 | 15,114 | 15,793 | 16,681 | 16,681 | 17,351 | 16,744 | 17,115 | 17,115 | 17,804 |
| FWNC-14454-XE | 144 x 54 | 2 | 2 | 14 | 16,010 | 16,682 | 16,682 | 17,391 | 18,319 | 18,319 | 19,019 | 18,385 | 18,773 | 18,773 | 19,492 |
| FWNC-14460-XE | 144 x 60 | 2 | 2 | 14 | 17,807 | 18,514 | 18,514 | 19,261 | 20,238 | 20,238 | 20,976 | 20,308 | 20,717 | 20,717 | 21,473 |
| FWNC-15648-XE | 156 x 48 | 3 | 2 | 14 | 18,731 | 19,705 | 19,705 | 20,735 | 22,080 | 22,080 | 23,096 | 22,176 | 22,739 | 22,739 | 23,782 |
| FWNC-15654-XE | 156 x 54 | 3 | 2 | 14 | 20,545 | 21,563 | 21,563 | 22,638 | 24,043 | 24,043 | 25,104 | 24,144 | 24,731 | 24,731 | 25,821 |
| FWNC-15660-XE | 156 x 60 | 3 | 2 | 14 | 22,673 | 23,744 | 23,744 | 24,877 | 26,357 | 26,357 | 27,474 | 26,462 | 27,081 | 27,081 | 28,228 |
| FWNC-16854-XE | 168 x 54 | 3 | 2 | 16 | 21,423 | 22,442 | 22,442 | 23,516 | 24,921 | 24,921 | 25,982 | 25,021 | 25,609 | 25,609 | 26,698 |
| FWNC-16860-XE | 168 x 60 | 3 | 2 | 16 | 23,677 | 24,749 | 24,749 | 25,881 | 27,361 | 27,361 | 28,478 | 27,466 | 28,086 | 28,086 | 29,233 |
| FWNC-18054-XE | 180 x 54 | 3 | 2 | 16 | 22,301 | 23,319 | 23,319 | 24,394 | 25,799 | 25,799 | 26,860 | 25,899 | 26,488 | 26,488 | 27,577 |
| FWNC-18060-XE | 180 x 60 | 3 | 2 | 16 | 24,681 | 25,753 | 25,753 | 26,885 | 28,365 | 28,365 | 29,482 | 28,471 | 29,090 | 29,090 | 30,238 |
| FWNC-19254-XE | 192 x 54 | 3 | 2 | 18 | 23,180 | 24,197 | 24,197 | 25,273 | 26,534 | 26,534 | 27,868 | 26,649 | 27,409 | 27,409 | 28,785 |
| FWNC-19260-XE | 192 x 60 | 3 | 2 | 18 | 25,686 | 26,757 | 26,757 | 27,890 | 29,219 | 29,219 | 30,623 | 29,340 | 30,140 | 30,140 | 31,589 |
| FWNC-19266-XE | 192 x 66 | 3 | 4 | 18 | 31,988 | 33,126 | 33,126 | 34,326 | 35,735 | 35,735 | 37,225 | 35,864 | 36,713 | 36,713 | 38,250 |
| FWNC-19272-XE | 192 x 72 | 3 | 4 | 18 | 33,600 | 34,737 | 34,737 | 35,938 | 35,906 | 35,906 | 37,636 | 36,050 | 37,091 | 37,091 | 38,868 |
| FWNC-20454-XE | 204 x 54 | 3 | 2 | 18 | 25,035 | 26,095 | 26,095 | 27,213 | 28,526 | 28,526 | 29,914 | 28,645 | 29,436 | 29,436 | 30,868 |
| FWNC-20460-XE | 204 x 60 | 3 | 2 | 18 | 27,774 | 28,890 | 28,890 | 30,067 | 31,451 | 31,451 | 32,912 | 31,577 | 32,408 | 32,408 | 33,918 |
| FWNC-20466-XE | 204 x 66 | 3 | 4 | 18 | 34,671 | 35,854 | 35,854 | 37,104 | 38,570 | 38,570 | 40,120 | 38,704 | 39,586 | 39,586 | 41,186 |
| FWNC-20472-XE | 204 x 72 | 3 | 4 | 18 | 36,453 | 37,636 | 37,636 | 38,886 | 38,853 | 38,853 | 40,652 | 39,002 | 40,085 | 40,085 | 41,935 |
| FWNC-21654-XE | 216 x 54 | 3 | 2 | 20 | 26,582 | 27,667 | 27,667 | 28,812 | 30,157 | 30,157 | 31,579 | 30,280 | 31,089 | 31,089 | 32,557 |
| FWNC-21660-XE | 216 x 60 | 3 | 2 | 20 | 29,522 | 30,665 | 30,665 | 31,872 | 33,289 | 33,289 | 34,786 | 33,417 | 34,271 | 34,271 | 35,816 |
| FWNC-21666-XE | 216 x 66 | 3 | 4 | 20 | 36,934 | 38,145 | 38,145 | 39,425 | 40,928 | 40,928 | 42,516 | 41,065 | 41,969 | 41,969 | 43,608 |
| FWNC-21672-XE | 216 x 72 | 3 | 4 | 20 | 38,866 | 40,078 | 40,078 | 41,358 | 41,324 | 41,324 | 43,167 | 41,477 | 42,587 | 42,587 | 44,482 |
| FWNC-22854-XE | 228 x 54 | 3 | 2 | 20 | 27,779 | 28,874 | 28,874 | 30,031 | 31,390 | 31,390 | 32,824 | 31,513 | 32,330 | 32,330 | 33,811 |
| FWNC-22860-XE | 228 x 60 | 3 | 2 | 20 | 30,884 | 32,037 | 32,037 | 33,256 | 34,686 | 34,686 | 36,197 | 34,816 | 35,676 | 35,676 | 37,236 |
| FWNC-22866-XE | 228 x 66 | 3 | 4 | 20 | 38,715 | 39,939 | 39,939 | 41,232 | 42,748 | 42,748 | 44,351 | 42,886 | 43,799 | 43,799 | 45,453 |
| FWNC-22872-XE | 228 x 72 | 3 | 4 | 20 | 40,774 | 41,999 | 41,999 | 43,291 | 43,257 | 43,257 | 45,118 | 43,412 | 44,532 | 44,532 | 46,444 |
| FWNC-24054-XE | 240 x 54 | 3 | 2 | 20 | 29,050 | 30,157 | 30,157 | 31,328 | 32,701 | 32,701 | 34,152 | 32,825 | 33,652 | 33,652 | 35,150 |
| FWNC-24060-XE | 240 x 60 | 3 | 2 | 20 | 32,326 | 33,493 | 33,493 | 34,726 | 36,171 | 36,171 | 37,700 | 36,303 | 37,173 | 37,173 | 38,751 |
| FWNC-24066-XE | 240 x 66 | 3 | 4 | 20 | 40,601 | 41,838 | 41,838 | 43,145 | 44,678 | 44,678 | 46,300 | 44,818 | 45,741 | 45,741 | 47,415 |
| FWNC-24072-XE | 240 x 72 | 3 | 4 | 20 | 42,793 | 44,030 | 44,030 | 45,338 | 45,303 | 45,303 | 47,184 | 45,460 | 46,592 | 46,592 | 48,526 |



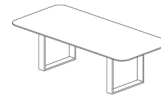
FENIX® TOP WITH SQUARE EDGE



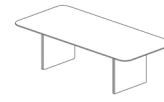
RADIUS RECTANGLE TOP



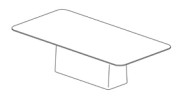
T-Base



Hoop Base



Panel Base



Island Base

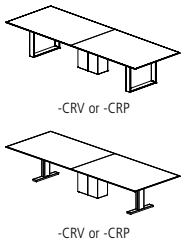
RADIUS RECTANGLE TABLES

| MODEL # | L x W | BASE QTY | TOP SECTIONS | SEATING CAPACITY | T-BASE | HOOP BASE | | PANEL BASE | | ISLAND BASE | |
|---------------|----------|----------|--------------|------------------|--------|-----------|--------|------------|--------|-------------|--------|
| | | | | | Metal | Metal | Veneer | Painted | Veneer | Painted | Veneer |
| | | | | | -TB | -HP | -VHP | -PP | -VP | -PN | -VN |
| FWNC-7236-XE | 72 x 36 | 2 | 1 | 6 | 5,649 | - | - | - | - | - | - |
| FWNC-7242-XE | 72 x 42 | 2 | 1 | 6 | 6,450 | - | - | - | - | - | - |
| FWNC-7842-XE | 78 x 42 | 2 | 1 | 6 | 7,126 | - | - | - | - | - | - |
| FWNC-8442-XE | 84 x 42 | 2 | 1 | 8 | 7,352 | - | - | - | - | - | - |
| FWNC-8448-XE | 84 x 48 | 2 | 1 | 8 | 8,002 | 9,304 | 12,114 | 7,436 | 7,995 | - | - |
| FWNC-9042-XE | 90 x 42 | 2 | 1 | 8 | 7,972 | - | - | - | - | - | - |
| FWNC-9048-XE | 90 x 48 | 2 | 1 | 8 | 8,694 | 10,063 | 13,021 | 8,099 | 8,686 | - | - |
| FWNC-9642-XE | 96 x 42 | 2 | 1 | 8 | 8,212 | - | - | - | - | - | - |
| FWNC-9648-XE | 96 x 48 | 2 | 1 | 8 | 8,970 | 10,340 | 13,297 | 8,376 | 8,963 | - | - |
| FWNC-10242-XE | 102 x 42 | 2 | 1 | 8 | 8,920 | - | - | - | - | - | - |
| FWNC-10248-XE | 102 x 48 | 2 | 1 | 8 | 9,761 | 11,207 | 14,328 | 9,133 | 9,754 | - | - |
| FWNC-10842-XE | 108 x 42 | 2 | 1 | 10 | 9,173 | - | - | - | - | - | - |
| FWNC-10848-XE | 108 x 48 | 2 | 1 | 10 | 10,054 | 11,500 | 14,622 | 9,427 | 10,046 | - | - |
| FWNC-10854-XE | 108 x 54 | 2 | 1 | 12 | 11,091 | 12,602 | 15,861 | 10,436 | 11,083 | 13,451 | 14,069 |
| FWNC-11442-XE | 114 x 42 | 2 | 1 | 10 | 9,920 | - | - | - | - | - | - |
| FWNC-11448-XE | 114 x 48 | 2 | 1 | 10 | 10,891 | 12,413 | 15,698 | 10,231 | 10,882 | - | - |
| FWNC-11454-XE | 114 x 54 | 2 | 1 | 12 | 12,031 | 13,619 | 17,051 | 11,340 | 12,022 | 14,515 | 15,166 |
| FWNC-12042-XE | 120 x 42 | 2 | 1 | 10 | 10,186 | - | - | - | - | - | - |
| FWNC-12048-XE | 120 x 48 | 2 | 1 | 10 | 11,199 | 12,720 | 16,006 | 10,538 | 11,190 | - | - |
| FWNC-12054-XE | 120 x 54 | 2 | 1 | 12 | 12,386 | 13,975 | 17,408 | 11,696 | 12,378 | 14,870 | 15,522 |
| FWNC-13248-XE | 132 x 48 | 2 | 2 | 10 | 12,305 | 13,891 | 17,314 | 11,617 | 12,297 | - | - |
| FWNC-13254-XE | 132 x 54 | 2 | 2 | 12 | 13,644 | 15,300 | 18,874 | 12,926 | 13,635 | 16,232 | 16,910 |
| FWNC-14448-XE | 144 x 48 | 2 | 2 | 12 | 13,466 | 15,114 | 18,673 | 12,749 | 13,456 | - | - |
| FWNC-14454-XE | 144 x 54 | 2 | 2 | 14 | 14,960 | 16,682 | 20,400 | 14,213 | 14,951 | 17,651 | 18,356 |
| FWNC-14460-XE | 144 x 60 | 2 | 2 | 14 | 16,701 | 18,514 | 22,430 | 15,914 | 16,691 | 19,536 | 20,278 |
| FWNC-15648-XE | 156 x 48 | 3 | 2 | 14 | 17,207 | 19,705 | 25,099 | 16,123 | 17,194 | - | - |
| FWNC-15654-XE | 156 x 54 | 3 | 2 | 14 | 18,954 | 21,563 | 27,197 | 17,821 | 18,939 | 19,819 | 20,531 |
| FWNC-15660-XE | 156 x 60 | 3 | 2 | 14 | 20,996 | 23,744 | 29,678 | 19,803 | 20,981 | 21,908 | 22,657 |
| FWNC-16854-XE | 168 x 54 | 3 | 2 | 16 | 19,832 | 22,442 | 28,075 | 18,700 | 19,818 | 20,697 | 21,409 |
| FWNC-16860-XE | 168 x 60 | 3 | 2 | 16 | 22,001 | 24,749 | 30,683 | 20,809 | 21,985 | 22,912 | 23,662 |
| FWNC-18054-XE | 180 x 54 | 3 | 2 | 16 | 20,711 | 23,319 | 28,954 | 19,578 | 20,696 | 28,002 | 29,426 |
| FWNC-18060-XE | 180 x 60 | 3 | 2 | 16 | 23,005 | 25,753 | 31,687 | 21,813 | 22,991 | 30,686 | 32,186 |
| FWNC-19254-XE | 192 x 54 | 3 | 2 | 18 | 21,589 | 24,197 | 29,831 | 20,456 | 21,575 | 28,880 | 30,305 |
| FWNC-19260-XE | 192 x 60 | 3 | 2 | 18 | 24,009 | 26,757 | 32,691 | 22,817 | 23,995 | 31,690 | 33,190 |
| FWNC-19266-XE | 192 x 66 | 3 | 4 | 18 | - | 33,126 | 39,419 | 28,946 | 30,195 | 38,357 | 39,948 |
| FWNC-19272-XE | 192 x 72 | 3 | 4 | 18 | - | 34,737 | 40,005 | 30,558 | 31,807 | 39,968 | 41,559 |
| FWNC-20454-XE | 204 x 54 | 3 | 2 | 18 | 23,379 | 26,095 | 31,957 | 22,201 | 23,364 | 30,968 | 32,450 |
| FWNC-20460-XE | 204 x 60 | 3 | 2 | 18 | 26,031 | 28,890 | 35,064 | 24,789 | 26,014 | 34,022 | 35,582 |
| FWNC-20466-XE | 204 x 66 | 3 | 4 | 18 | - | 35,854 | 42,403 | 31,505 | 32,805 | 41,298 | 42,952 |
| FWNC-20472-XE | 204 x 72 | 3 | 4 | 18 | - | 37,636 | 43,118 | 33,287 | 34,586 | 43,079 | 44,734 |
| FWNC-21654-XE | 216 x 54 | 3 | 2 | 20 | 24,886 | 27,667 | 33,672 | 23,678 | 24,870 | 32,658 | 34,177 |
| FWNC-21660-XE | 216 x 60 | 3 | 2 | 20 | 27,736 | 30,665 | 36,990 | 26,464 | 27,720 | 35,922 | 37,521 |
| FWNC-21666-XE | 216 x 66 | 3 | 4 | 20 | - | 38,145 | 44,854 | 33,690 | 35,022 | 43,721 | 45,417 |
| FWNC-21672-XE | 216 x 72 | 3 | 4 | 20 | - | 40,078 | 45,694 | 35,623 | 36,954 | 45,654 | 47,350 |
| FWNC-22854-XE | 228 x 54 | 3 | 2 | 20 | 26,067 | 28,874 | 34,937 | 24,848 | 26,051 | 33,914 | 35,446 |
| FWNC-22860-XE | 228 x 60 | 3 | 2 | 20 | 29,080 | 32,037 | 38,423 | 27,797 | 29,064 | 37,344 | 38,959 |
| FWNC-22866-XE | 228 x 66 | 3 | 4 | 20 | - | 39,939 | 46,712 | 35,441 | 36,786 | 45,569 | 47,280 |
| FWNC-22872-XE | 228 x 72 | 3 | 4 | 20 | - | 41,999 | 47,667 | 37,500 | 38,845 | 47,628 | 49,340 |
| FWNC-24054-XE | 240 x 54 | 3 | 2 | 20 | 27,318 | 30,157 | 36,289 | 26,085 | 27,302 | 35,254 | 36,804 |
| FWNC-24060-XE | 240 x 60 | 3 | 2 | 20 | 30,502 | 33,493 | 39,951 | 29,205 | 30,485 | 38,861 | 40,493 |
| FWNC-24066-XE | 240 x 66 | 3 | 4 | 20 | - | 41,838 | 48,687 | 37,290 | 38,649 | 47,531 | 49,262 |
| FWNC-24072-XE | 240 x 72 | 3 | 4 | 20 | - | 44,030 | 49,764 | 39,482 | 40,842 | 49,724 | 51,455 |



FENIX® TOP WITH SQUARE EDGE

| BASE OPTIONS | CODE | PRICE | NOTES |
|--|-----------------------|----------------|--|
| Metal Trim Finish Options: | | | |
| Powder Coat | No Code | No Charge | Tapered and Rounded Rectangle Bases are standard with a metal trim detail in either Powder Coat or Clear Anodized. Other finishes available at an upcharge. |
| Clear Anodized | -CA | No Charge | |
| GoldMatt Anodized | -GMA | \$941 | |
| Antique Brass Anodized | -ABA | \$941 | |
| Light Bronze Anodized | -LBA | \$471 | |
| High Polish Finish | -HPF | \$554 | |
| Upholstered Base Option: | | | |
| | | -COM | -A -B -C -D -E -F -G |
| Upholstered Base, 48" Wide Table | -UPH-48 | \$1,045 | \$1,359 \$1,463 \$1,568 \$1,672 \$2,404 \$2,822 \$3,031 |
| Upholstered Base, 54" Wide Table | -UPH-54 | \$1,045 | \$1,411 \$1,516 \$1,550 \$1,725 \$2,508 \$2,926 \$3,135 |
| Upholstered Base, 60" Wide Table | -UPH-60 | \$1,045 | \$1,463 \$1,568 \$1,672 \$1,777 \$2,717 \$3,135 \$3,344 |
| Upholstered Base, 66" Wide Table | -UPH-66 | \$1,045 | \$1,568 \$1,672 \$1,777 \$1,881 \$3,135 \$3,553 \$3,762 |
| Upholstered Base, 72" Wide Table | -UPH-72 | \$1,045 | \$1,672 \$1,777 \$1,881 \$1,986 \$3,658 \$4,076 \$4,285 |
| Acrylic Base Option: | | | |
| Acrylic, 48" Wide Table | -ACR-48 | \$2,000 | Acrylic option applied to end/inner panels of Tapered Bases only. |
| Acrylic, 54" Wide Table | -ACR-54 | \$2,400 | |
| Acrylic, 60" Wide Table | -ACR-60 | \$2,600 | |
| Acrylic, 66" Wide Table | -ACR-66 | \$2,800 | |
| Acrylic, 72" Wide Table | -ACR-72 | \$3,100 | |
| Paint Option: | | | |
| Veneer Rounded Rectangle Base Inner Shell | -PVRR | DEDUCT \$471 | Paint option on Veneer Rounded Rectangle Base Inner Shell |
| Laminate Rounded Rectangle Base Inner Shell | -PLRR | No Charge | Paint option on Laminate Rounded Rectangle Base Inner Shell |
| Fenix Tapered Base End/Inner Panels | -PFTP | DEDUCT \$471 | Paint option on Fenix Tapered Base End/Inner Panels |
| Veneer Tapered Base End/Inner Panels | -PVTP | DEDUCT \$471 | Paint option on Veneer Tapered Base End/Inner Panels |
| Laminate Tapered Base End/Inner Panels | -PLTP | No Charge | Paint option on Laminate Tapered Base End/Inner Panels |
| Remove Center Column for Four Post Base Options: | | | |
| If -P4 base is selected | -4COLP | DEDUCT \$903 | Available on tables 96" and shorter only |
| If -V4 base is selected | -4COLV | DEDUCT \$1,392 | |
| Center Column Base Finish Options: | | | |
| Painted Center Column Base* | -CRP | No Charge | To replace existing middle base (Hoop Base and T-Base only) |
| Veneer Center Column Base* | -CRV | No Charge | |
| Polished Chrome Finish Options: | | | |
| Polished Chrome Hoop Base (2 base tables) | -PCHP2 | \$2,768 | *When specifying -CRV or -CRP in conjunction with a Polished Chrome finish on Hoop Base or T-Base tables with 3 bases, use the upcharge code and pricing for 2 base tables (-PCHP2 or -PCTB2). |
| Polished Chrome Hoop Base (3 base tables) | -PCHP3 | \$4,149 | |
| Polished Chrome T-Base (2 base tables) | -PCTB2 | \$2,768 | |
| Polished Chrome T-Base (3 base tables) | -PCTB3 | \$4,149 | |
| T-Base Combination Finish (2 base tables) | -PCCBF2 | \$1,694 | |
| T-Base Combination Finish (3 base tables) | -PCCBF3 | \$2,542 | |
| TOP OPTIONS | | | |
| Multi-Section Tops: | | | |
| 102", 108", 114" and 120" one-piece tops split into two sections | Specify -2 | \$824 | Power Matrix (center of table location only) cannot be specified when this option is selected |
| 204", 216", 228" or 240" two-piece tops split into four sections | Specify -4 | \$1,642 | |
| POWER OPTIONS | | | |
| Low Profile Perimeter Power Option: | | | |
| 72"-132" Tables | -LPP6C | \$6,532 | See page 29 for location information (10) simplex outlets, (10) USB-A+C ports, (4) Modular AV Inserts/Plates (14) simplex outlets, (14) USB-A+C ports, (4) Modular AV Inserts/Plates (18) simplex outlets, (18) USB-A+C ports, (4) Modular AV Inserts/Plates Replaces USB-A+C ports |
| 144"-156" Tables | -LPP8C | \$9,144 | |
| 168"-240" Tables | -LPP10C | \$12,436 | |
| For USB-C+C | Add -USB-DualC | No Charge | |
| Field-Wired Option: | | | |
| 72"-132" Tables | Add -FW | DEDUCT \$1,945 | Some local electrical codes may require hardwiring of components and may not allow the use of standard modular power systems. A junction box will be provided when ordering the -FW option |
| 144"-156" Tables | Add -FW | DEDUCT \$2,378 | |
| 168"-240" Tables | Add -FW | DEDUCT \$2,913 | |
| Other Power and Data Options: See pages 204-213 | | | |





FENIX® TOP WITH SQUARE EDGE

EDGE PROFILE



Square Edge

GENERAL INFORMATION

- Tops are 1-1/8"-thick with 2mm edge
- Seating capacity based on 27" per person
- Overall table height 29.5"
- T-Base combination finish includes a Polished Chrome foot and Powder Coat vertical column
- Beam finish will match Metal Finish selection. If no Metal Finish is selected, beams will be Foil.
- If Polished Chrome Finish is specified on the T-Base or Hoop Base, the beams will be Foil.
- Tables with three Hoop or T-Bases will default to the same base style for all three bases. An alternate Center Column Base may also be specified above.
- One wire manager included with the Hoop Base table (regardless of table size). Can be adhered to the leg and will default to the finish of the leg. Wire manager on veneer Hoop Bases will be veneered to match the base veneer option. If additional wire management channels are required, they can be purchased separately at the end of the price list.
- Rectangle, Expandable Rectangle, Tapered, Rounded Rectangle, Metal T-Base, Panel, Island, and Center Column bases include a removable access panel
- Tapered and Rounded Rectangle bases standard with a metal trim detail
- Veneer Hoop Base finish will match Top veneer finish
- Upholstery option is applied on the Rounded Rectangle outer base shell or Tapered Base end panel. For COM fabrics, yardage requirement is 1 yard per base.
- Center Wire Chase available on two base tables for more robust wire management needs. See page 213.
- On Tapered base tables with center bases, the center base will default to the finish selections specified for the end bases. Metal finish on center bases will default to the finish selection on the end base.
- On Rounded Rectangle base tables with center bases, both sides of the center base will default to the finish selection specified for the inner shell of the end bases. Metal finish on center base will default to finish selection specified for end base.
- If a powder coat finish is not selected for the Low Profile Perimeter Power, the finish will match the beam metal finish (Foil is the default when Clear Anodized is selected)

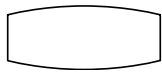
REQUIRED INFORMATION (ORDER CANNOT BE ENTERED WITHOUT THIS INFORMATION)

See appendix pages vi-xii for surface material options.

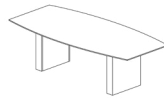
- Choose Veneer Finish
- Choose Laminate Finish, if Laminate base specified
- Choose Fenix Finish, if Fenix base specified
- Choose Paint Finish, if Painted base or paint option specified
- Choose Metal Finish. Clear Anodized (-CA), GoldMatt Anodized (-GMA), Antique Brass Anodized (-ABA) and Light Bronze Anodized (-LBA) not available on T-Base or Hoop Base.
- Choose Powder Coat Finish, if Low Profile Perimeter Power is selected
- Choose Metal Finish for base trim detail, if Tapered or Rounded Rectangle Bases specified
- Choose Upholstery, if Upholstery Base Option specified
- Choose Acrylic Finish, if Acrylic Base Option specified



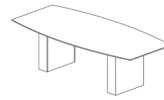
FENIX® TOP WITH SQUARE EDGE



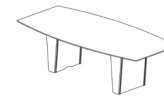
BOAT TOP



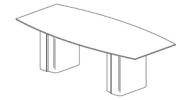
Rectangle Base



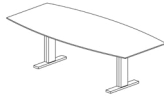
Expandable Rectangle Base



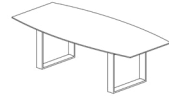
Tapered Base



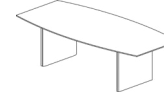
Rounded Rectangle Base



T-Base



Hoop Base



Panel Base



Four Post Base

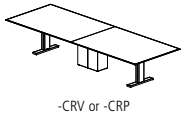
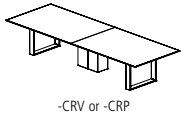
| BOAT TABLES | MODEL # | L x W | BASE QTY | TOP SECTIONS | SEATING CAPACITY | RECTANGLE BASE | | EXPANDABLE RECTANGLE BASE | | TAPERED BASE | | | | ROUNDED RECTANGLE BASE | | |
|---------------|-------------|-------|----------|--------------|------------------|----------------|--------|---------------------------|--------|--------------|---------|--------|--------|------------------------|---------|--------|
| | | | | | | Painted | Veneer | Painted | Veneer | Laminate | Painted | Veneer | Fenix | Laminate | Painted | Veneer |
| | | | | | | -PR | -VR | -PX | -VX | -LTP | -PTP | -VTP | -FTP | -LRR | -PRR | -VRR |
| FWNB-7240-XE | 72 x 32/40 | 2 | 1 | 6 | 7,065 | 7,524 | 7,524 | 8,009 | - | - | - | - | - | - | - | - |
| FWNB-7840-XE | 78 x 32/40 | 2 | 1 | 6 | 7,774 | 8,265 | 8,265 | 8,783 | - | - | - | - | - | - | - | - |
| FWNB-8444-XE | 84 x 32/44 | 2 | 1 | 8 | 8,532 | 9,039 | 9,039 | 9,576 | 10,277 | 10,277 | 10,807 | 10,327 | 10,621 | 10,621 | 11,164 | |
| FWNB-9044-XE | 90 x 32/44 | 2 | 1 | 8 | 9,231 | 9,766 | 9,766 | 10,311 | 11,068 | 11,068 | 11,625 | 11,120 | 11,429 | 11,429 | 12,001 | |
| FWNB-9648-XE | 96 x 36/48 | 2 | 1 | 8 | 9,805 | 10,340 | 10,340 | 10,905 | 11,642 | 11,642 | 12,198 | 11,694 | 12,003 | 12,003 | 12,575 | |
| FWNB-10248-XE | 102 x 36/48 | 2 | 1 | 8 | 10,642 | 11,207 | 11,207 | 11,803 | 12,581 | 12,581 | 13,168 | 12,637 | 12,962 | 12,962 | 13,566 | |
| FWNB-10848-XE | 108 x 36/48 | 2 | 1 | 10 | 10,936 | 11,500 | 11,500 | 12,096 | 12,874 | 12,874 | 13,461 | 12,930 | 13,255 | 13,255 | 13,859 | |
| FWNB-11450-XE | 114 x 36/50 | 2 | 1 | 10 | 12,562 | 13,182 | 13,182 | 13,837 | 14,693 | 14,693 | 15,339 | 14,754 | 15,112 | 15,112 | 15,776 | |
| FWNB-12050-XE | 120 x 36/50 | 2 | 1 | 10 | 12,896 | 13,515 | 13,515 | 14,171 | 15,026 | 15,026 | 15,672 | 15,087 | 15,445 | 15,445 | 16,109 | |
| FWNB-13254-XE | 132 x 36/54 | 2 | 2 | 10 | 14,654 | 15,300 | 15,300 | 15,982 | 16,874 | 16,874 | 17,547 | 16,937 | 17,310 | 17,310 | 18,001 | |
| FWNB-14454-XE | 144 x 36/54 | 2 | 2 | 12 | 16,010 | 16,682 | 16,682 | 17,391 | 18,319 | 18,319 | 19,019 | 18,385 | 18,773 | 18,773 | 19,492 | |
| FWNB-15654-XE | 156 x 36/54 | 3 | 2 | 12 | 20,545 | 21,563 | 21,563 | 22,638 | 24,043 | 24,043 | 25,104 | 24,144 | 24,731 | 24,731 | 25,821 | |
| FWNB-16860-XE | 168 x 42/60 | 3 | 2 | 14 | 23,677 | 24,749 | 24,749 | 25,881 | 27,361 | 27,361 | 28,478 | 27,466 | 28,086 | 28,086 | 29,233 | |
| FWNB-18060-XE | 180 x 42/60 | 3 | 2 | 14 | 24,681 | 25,753 | 25,753 | 26,885 | 28,365 | 28,365 | 29,482 | 28,471 | 29,090 | 29,090 | 30,238 | |
| FWNB-19272-XE | 192 x 54/72 | 3 | 4 | 18 | 33,600 | 34,737 | 34,737 | 35,938 | 35,906 | 35,906 | 37,636 | 36,050 | 37,091 | 37,091 | 38,868 | |
| FWNB-20472-XE | 204 x 54/72 | 3 | 4 | 18 | 36,453 | 37,636 | 37,636 | 38,886 | 38,853 | 38,853 | 40,652 | 39,002 | 40,085 | 40,085 | 41,935 | |
| FWNB-21672-XE | 216 x 54/72 | 3 | 4 | 20 | 38,866 | 40,078 | 40,078 | 41,358 | 41,324 | 41,324 | 43,167 | 41,477 | 42,587 | 42,587 | 44,482 | |
| FWNB-22872-XE | 228 x 54/72 | 3 | 4 | 20 | 40,774 | 41,999 | 41,999 | 43,291 | 43,257 | 43,257 | 45,118 | 43,412 | 44,532 | 44,532 | 46,444 | |
| FWNB-24072-XE | 240 x 54/72 | 3 | 4 | 20 | 42,793 | 44,030 | 44,030 | 45,338 | 45,303 | 45,303 | 47,184 | 45,460 | 46,592 | 46,592 | 48,526 | |

| BOAT TABLES | MODEL # | L x W | BASE QTY | TOP SECTIONS | SEATING CAPACITY | T-BASE | | HOOP BASE | | PANEL BASE | | FOUR POST BASE | |
|---------------|-------------|-------|----------|--------------|------------------|--------|--------|-----------|--------|------------|--------|----------------|--------|
| | | | | | | Metal | -TB | Metal | Veneer | Painted | Veneer | Painted | Veneer |
| | | | | | | | | -HP | -VHP | -PP | -VP | -P4 | -V4 |
| FWNB-7240-XE | 72 x 32/40 | 2 | 1 | 6 | 6,347 | - | - | 5,837 | 6,340 | 7,065 | 7,524 | | |
| FWNB-7840-XE | 78 x 32/40 | 2 | 1 | 6 | 7,007 | - | - | 6,460 | 7,000 | 7,774 | 8,265 | | |
| FWNB-8444-XE | 84 x 32/44 | 2 | 1 | 8 | 7,738 | - | - | 7,172 | 7,731 | 8,532 | 9,039 | | |
| FWNB-9044-XE | 90 x 32/44 | 2 | 1 | 8 | 8,396 | - | - | 7,802 | 8,389 | 9,231 | 9,766 | | |
| FWNB-9648-XE | 96 x 36/48 | 2 | 1 | 8 | 8,970 | 10,340 | 13,297 | 8,376 | 8,963 | 9,805 | 10,340 | | |
| FWNB-10248-XE | 102 x 36/48 | 2 | 1 | 8 | 9,761 | 11,207 | 14,328 | 9,133 | 9,754 | 10,642 | 11,207 | | |
| FWNB-10848-XE | 108 x 36/48 | 2 | 1 | 10 | 10,054 | 11,500 | 14,622 | 9,427 | 10,046 | 10,936 | 11,500 | | |
| FWNB-11450-XE | 114 x 36/50 | 2 | 1 | 10 | 11,593 | 13,182 | 16,614 | 10,903 | 11,584 | 12,562 | 13,182 | | |
| FWNB-12050-XE | 120 x 36/50 | 2 | 1 | 10 | 11,926 | 13,515 | 16,947 | 11,236 | 11,917 | 12,896 | 13,515 | | |
| FWNB-13254-XE | 132 x 36/54 | 2 | 2 | 10 | 13,644 | 15,300 | 18,874 | 12,926 | 13,635 | 14,654 | 15,300 | | |
| FWNB-14454-XE | 144 x 36/54 | 2 | 2 | 12 | 14,960 | 16,682 | 20,400 | 14,213 | 14,951 | 16,010 | 16,682 | | |
| FWNB-15654-XE | 156 x 36/54 | 3 | 2 | 12 | 18,954 | 21,563 | 27,197 | 17,821 | 18,939 | 20,545 | 21,563 | | |
| FWNB-16860-XE | 168 x 42/60 | 3 | 2 | 14 | 22,001 | 24,749 | 30,683 | 20,809 | 21,985 | 23,677 | 24,749 | | |
| FWNB-18060-XE | 180 x 42/60 | 3 | 2 | 14 | 23,005 | 25,753 | 31,687 | 21,813 | 22,991 | 24,681 | 25,753 | | |
| FWNB-19272-XE | 192 x 54/72 | 3 | 4 | 18 | - | 34,737 | 40,005 | 30,558 | 31,807 | 33,600 | 34,737 | | |
| FWNB-20472-XE | 204 x 54/72 | 3 | 4 | 18 | - | 37,636 | 43,118 | 33,287 | 34,586 | 36,453 | 37,636 | | |
| FWNB-21672-XE | 216 x 54/72 | 3 | 4 | 20 | - | 40,078 | 45,694 | 35,623 | 36,954 | 38,866 | 40,078 | | |
| FWNB-22872-XE | 228 x 54/72 | 3 | 4 | 20 | - | 41,999 | 47,667 | 37,500 | 38,845 | 40,774 | 41,999 | | |
| FWNB-24072-XE | 240 x 54/72 | 3 | 4 | 20 | - | 44,030 | 49,764 | 39,482 | 40,842 | 42,793 | 44,030 | | |



FENIX® TOP WITH SQUARE EDGE

| BASE OPTIONS | CODE | PRICE | NOTES |
|--|-----------------------|-------------------|--|
| Metal Trim Finish Options: | | | |
| Powder Coat | No Code | No Charge | Tapered and Rounded Rectangle Bases are standard with a metal trim detail in either Powder Coat or Clear Anodized. Other finishes available at an upcharge. |
| Clear Anodized | -CA | No Charge | |
| GoldMatt Anodized | -GMA | \$941 | |
| Antique Brass Anodized | -ABA | \$941 | |
| Light Bronze Anodized | -LBA | \$471 | |
| High Polish Finish | -HPF | \$554 | |
| Upholstered Base Option: | | | |
| | | -COM | -A -B -C -D -E -F -G |
| Upholstered Base, 44", 48", 50" Wide Tables | -UPH-48 | \$1,045 | \$1,359 \$1,463 \$1,568 \$1,672 \$2,404 \$2,822 \$3,031 |
| Upholstered Base, 54" Wide Table | -UPH-54 | \$1,045 | \$1,411 \$1,516 \$1,550 \$1,725 \$2,508 \$2,926 \$3,135 |
| Upholstered Base, 60" Wide Table | -UPH-60 | \$1,045 | \$1,463 \$1,568 \$1,672 \$1,777 \$2,717 \$3,135 \$3,344 |
| Upholstered Base, 72" Wide Table | -UPH-72 | \$1,045 | \$1,672 \$1,777 \$1,881 \$1,986 \$3,658 \$4,076 \$4,285 |
| Acrylic Base Option: | | | |
| Acrylic, 44", 48", 50" Wide Tables | -ACR-48 | \$2,000 | Acrylic option applied to end/inner panels of Tapered Bases only. |
| Acrylic, 54" Wide Table | -ACR-54 | \$2,400 | |
| Acrylic, 60" Wide Table | -ACR-60 | \$2,600 | |
| Acrylic, 72" Wide Table | -ACR-72 | \$3,100 | |
| Paint Option: | | | |
| Veneer Rounded Rectangle Base Inner Shell | -PVRR | DEDUCT \$471 | Paint option on Veneer Rounded Rectangle Base Inner Shell |
| Laminate Rounded Rectangle Base Inner Shell | -PLRR | No Charge | Paint option on Laminate Rounded Rectangle Base Inner Shell |
| Fenix Tapered Base End/Inner Panels | -PFTP | DEDUCT \$471 | Paint option on Fenix Tapered Base End/Inner Panels |
| Veneer Tapered Base End/Inner Panels | -PVTP | DEDUCT \$471 | Paint option on Veneer Tapered Base End/Inner Panels |
| Laminate Tapered Base End/Inner Panels | -PLTP | No Charge | Paint option on Laminate Tapered Base End/Inner Panels |
| Remove Center Column for Four Post Base Options: | | | |
| If -P4 base is selected | -4COLP | DEDUCT \$903 | Available on tables 96" and shorter only |
| If -V4 base is selected | -4COLV | DEDUCT \$1,392 | |
| Center Column Base Finish Options: | | | |
| Painted Center Column Base* | -CRP | No Charge | To replace existing middle base (Hoop Base and T-Base only) |
| Veneer Center Column Base* | -CRV | No Charge | |
| Polished Chrome Finish Options: | | | |
| Polished Chrome Four Post Base | -PCFB | \$2,768 | *When specifying -CRV or -CRP in conjunction with a Polished Chrome finish on Hoop Base or T-Base tables with 3 bases, use the upcharge code and pricing for 2 base tables (-PCHP2 or -PCTB2). |
| Polished Chrome Hoop Base (2 base tables) | -PCHP2 | \$2,768 | |
| Polished Chrome Hoop Base (3 base tables) | -PCHP3 | \$4,149 | |
| Polished Chrome T-Base (2 base tables) | -PCTB2 | \$2,768 | |
| Polished Chrome T-Base (3 base tables) | -PCTB3 | \$4,149 | |
| T-Base Combination Finish (2 base tables) | -PCCBF2 | \$1,694 | |
| T-Base Combination Finish (3 base tables) | -PCCBF3 | \$2,542 | |
| | | | |
| TOP OPTIONS | | | |
| | | | |
| Multi-Section Tops: | | | |
| 102", 108", 114" and 120" one-piece tops split into two sections | Specify -2 | \$824 | Power Matrix (center of table location only) cannot be specified when this option is selected |
| POWER OPTIONS | | | |
| | | | |
| Low Profile Perimeter Power Option: | | | |
| 72"-132" Tables | -LPP6C | \$6,532 | See page 29 for location information (10) simplex outlets, (10) USB-A+C ports, (4) Modular AV Inserts/Plates (14) simplex outlets, (14) USB-A+C ports, (4) Modular AV Inserts/Plates (18) simplex outlets, (18) USB-A+C ports, (4) Modular AV Inserts/Plates Replaces USB-A+C ports |
| 144"-156" Tables | -LPP8C | \$9,144 | |
| 168"-240" Tables | -LPP10C | \$12,436 | |
| For USB-C+C | Add -USB-DualC | No Charge | |
| Field-Wired Option: | | | |
| 72"-132" Tables | Add -FW | DEDUCT \$1,945 | Some local electrical codes may require hardwiring of components and may not allow the use of standard modular power systems. A junction box will be provided when ordering the -FW option |
| 144"-156" Tables | Add -FW | DEDUCT \$2,378 | |
| 168"-240" Tables | Add -FW | DEDUCT \$2,913 | |
| Other Power and Data Options: | | | |
| | | See pages 204-213 | |





FENIX® TOP WITH SQUARE EDGE

EDGE PROFILE



Square Edge

GENERAL INFORMATION

- Tops are 1-1/8" thick with 2mm edge
- Seating capacity based on 27" per person
- Overall table height 29.5"
- Four Post Base includes a 12"x24" center column for wire management. Center column may be removed from tables 96" and shorter with options -4COLP or -4COLV above. On tables over 96", the center column is required for support.
- T-Base combination finish includes a Polished Chrome foot and Powder Coat vertical column
- Beam finish will match Metal Finish selection. If no Metal Finish is selected, beams will be Foil.
- If Polished Chrome Finish is specified on the T-Base or Hoop Base, the beams will be Foil. If Polished Chrome Finish is specified on the Four Post Base, the beams will be Clear Anodized.
- Tables with three Hoop or T-Bases will default to the same base style for all three bases. An alternate Center Column Base may also be specified above.
- One wire manager included with the Hoop Base table (regardless of table size). Can be adhered to the leg and will default to the finish of the leg. Wire manager on veneer Hoop Bases will be veneered to match the base veneer option. If additional wire management channels are required, they can be purchased separately at the end of the price list.
- Rectangle, Expandable Rectangle, Tapered, Rounded Rectangle, Metal T-Base, Panel, Island, and Center Column bases include a removable access panel
- Tapered and Rounded Rectangle bases standard with a metal trim detail
- Veneer Hoop Base finish will match Top veneer finish
- Upholstery option is applied on the Rounded Rectangle outer base shell or Tapered Base end panel. For COM fabrics, yardage requirement is 1 yard per base.
- Center Wire Chase available on two base tables for more robust wire management needs. See page 213.
- On Tapered base tables with center bases, the center base will default to the finish selections specified for the end bases. Metal finish on center bases will default to the finish selection on the end base.
- On Rounded Rectangle base tables with center bases, both sides of the center base will default to the finish selection specified for the inner shell of the end bases. Metal finish on center base will default to finish selection specified for end base.
- If a powder coat finish is not selected for the Low Profile Perimeter Power, the finish will match the beam metal finish (Foil is the default when Clear Anodized is selected)

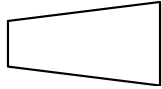
REQUIRED INFORMATION (ORDER CANNOT BE ENTERED WITHOUT THIS INFORMATION)

See appendix pages vi-xii for surface material options.

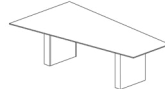
- Choose Veneer Finish
- Choose Laminate Finish, if Laminate base specified
- Choose Fenix Finish, if Fenix base specified
- Choose Paint Finish, if Painted base or paint option specified
- Choose Metal Finish. Clear Anodized (-CA), GoldMatt Anodized (-GMA), Antique Brass Anodized (-ABA) and Light Bronze Anodized (-LBA) not available on T-Base or Hoop Base.
- Choose Powder Coat Finish, if Low Profile Perimeter Power is selected
- Choose Metal Finish for base trim detail, if Tapered or Rounded Rectangle Bases specified
- Choose Upholstery, if Upholstery Base Option specified
- Choose Acrylic Finish, if Acrylic Base Option specified



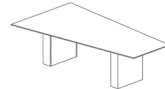
FENIX® TOP WITH SQUARE EDGE



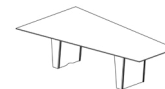
SIGHT LINE TOP



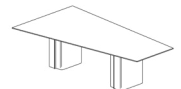
Rectangle Base



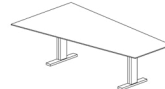
Expandable Rectangle Base



Tapered Base



Rounded Rectangle Base



T-Base



Hoop Base



Panel Base

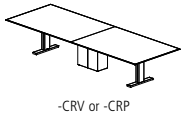
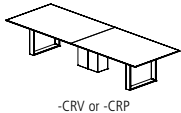
| SIGHT LINE TABLES | MODEL # | L x W | BASE QTY | TOP SECTIONS | SEATING CAPACITY | RECTANGLE BASE | | EXPANDABLE RECTANGLE BASE | | TAPERED BASE | | | ROUNDED RECTANGLE BASE | | | |
|-------------------|-------------|-------|----------|--------------|------------------|----------------|--------|---------------------------|--------|--------------|---------|--------|------------------------|----------|---------|--------|
| | | | | | | Painted | Veneer | Painted | Veneer | Laminate | Painted | Veneer | Fenix | Laminate | Painted | Veneer |
| | | | | | | -PR | -VR | -PX | -VX | -LTP | -PTP | -VTP | -FTP | -LRR | -PRR | -VRR |
| FWNA-7254-XE | 72 x 36/54 | 2 | 1 | 7 | 8,408 | 8,903 | 8,903 | 9,428 | 10,112 | 10,112 | 10,629 | 10,160 | 10,447 | 10,447 | 10,978 | |
| FWNA-7856-XE | 78 x 36/56 | 2 | 1 | 7 | 9,924 | 10,482 | 10,482 | 11,073 | 11,844 | 11,844 | 12,426 | 11,899 | 12,222 | 12,222 | 12,819 | |
| FWNA-8458-XE | 84 x 36/58 | 2 | 1 | 9 | 10,400 | 10,958 | 10,958 | 11,549 | 12,320 | 12,320 | 12,902 | 12,376 | 12,698 | 12,698 | 13,295 | |
| FWNA-9060-XE | 90 x 36/60 | 2 | 1 | 9 | 11,464 | 12,051 | 12,051 | 12,673 | 13,483 | 13,483 | 14,096 | 13,542 | 13,880 | 13,880 | 14,510 | |
| FWNA-9660-XE | 96 x 36/60 | 2 | 1 | 9 | 11,834 | 12,422 | 12,422 | 13,042 | 13,854 | 13,854 | 14,466 | 13,911 | 14,251 | 14,251 | 14,880 | |
| FWNA-10260-XE | 102 x 36/60 | 2 | 1 | 9 | 12,882 | 13,503 | 13,503 | 14,157 | 15,014 | 15,014 | 15,660 | 15,075 | 15,433 | 15,433 | 16,098 | |
| FWNA-10860-XE | 108 x 36/60 | 2 | 1 | 11 | 13,271 | 13,892 | 13,892 | 14,547 | 15,404 | 15,404 | 16,050 | 15,465 | 15,823 | 15,823 | 16,487 | |
| FWNA-11460-XE | 114 x 36/60 | 2 | 1 | 11 | 14,382 | 15,034 | 15,034 | 15,725 | 16,626 | 16,626 | 17,306 | 16,690 | 17,067 | 17,067 | 17,767 | |
| FWNA-12066-XE | 120 x 36/66 | 2 | 2 | 11 | 18,578 | 19,271 | 19,271 | 20,001 | 20,958 | 20,958 | 21,680 | 21,026 | 21,426 | 21,426 | 22,167 | |
| FWNA-13268-XE | 132 x 36/68 | 2 | 3 | 11 | 20,864 | 21,586 | 21,586 | 22,348 | 23,344 | 23,344 | 24,095 | 23,415 | 23,831 | 23,831 | 24,603 | |
| FWNA-14470-XE | 144 x 36/70 | 2 | 3 | 13 | 23,336 | 24,087 | 24,087 | 24,880 | 25,915 | 25,915 | 26,696 | 25,988 | 26,422 | 26,422 | 27,225 | |
| FWNA-15672-XE | 156 x 36/72 | 3 | 3 | 13 | 29,310 | 30,447 | 30,447 | 31,648 | 33,218 | 33,218 | 34,403 | 33,329 | 33,986 | 33,986 | 35,203 | |
| FWNA-16876-XE | 168 x 36/76 | 3 | 3 | 15 | 30,776 | 31,880 | 31,880 | 33,046 | 34,571 | 34,571 | 35,722 | 34,679 | 35,317 | 35,317 | 36,500 | |
| FWNA-18078-XE | 180 x 36/78 | 3 | 3 | 15 | 32,719 | 33,824 | 33,824 | 34,990 | 36,515 | 36,515 | 37,665 | 36,624 | 37,261 | 37,261 | 38,444 | |
| FWNA-19278-XE | 192 x 36/78 | 3 | 4 | 17 | 34,206 | 35,310 | 35,310 | 36,476 | 36,445 | 36,445 | 38,126 | 36,586 | 37,596 | 37,596 | 39,323 | |
| FWNA-20478-XE | 204 x 36/78 | 3 | 4 | 17 | 37,142 | 38,292 | 38,292 | 39,506 | 39,474 | 39,474 | 41,221 | 39,619 | 40,671 | 40,671 | 42,468 | |
| FWNA-21678-XE | 216 x 36/78 | 3 | 4 | 19 | 39,634 | 40,811 | 40,811 | 42,054 | 42,021 | 42,021 | 43,812 | 42,171 | 43,249 | 43,249 | 45,089 | |
| FWNA-22878-XE | 228 x 36/78 | 3 | 4 | 19 | 41,612 | 42,800 | 42,800 | 44,055 | 44,022 | 44,022 | 45,830 | 44,172 | 45,260 | 45,260 | 47,118 | |
| FWNA-24078-XE | 240 x 36/78 | 3 | 4 | 19 | 43,701 | 44,902 | 44,902 | 46,173 | 46,139 | 46,139 | 47,967 | 46,291 | 47,391 | 47,391 | 49,271 | |

| SIGHT LINE TABLES | MODEL # | L x W | BASE QTY | TOP SECTIONS | SEATING CAPACITY | T-BASE | | HOOP BASE | | PANEL BASE | |
|-------------------|-------------|-------|----------|--------------|------------------|--------|--------|-----------|--------|------------|--------|
| | | | | | | Metal | Veneer | Metal | Veneer | Painted | Veneer |
| | | | | | | -TB | -HP | -VHP | -PP | -VP | |
| FWNA-7254-XE | 72 x 36/54 | 2 | 1 | 7 | 7,632 | 8,903 | 11,649 | 7,080 | 7,625 | | |
| FWNA-7856-XE | 78 x 36/56 | 2 | 1 | 7 | 9,051 | 10,482 | 13,575 | 8,428 | 9,043 | | |
| FWNA-8458-XE | 84 x 36/58 | 2 | 1 | 9 | 9,527 | 10,958 | 14,051 | 8,905 | 9,518 | | |
| FWNA-9060-XE | 90 x 36/60 | 2 | 1 | 9 | 10,545 | 12,051 | 15,305 | 9,891 | 10,537 | | |
| FWNA-9660-XE | 96 x 36/60 | 2 | 1 | 9 | 10,915 | 12,422 | 15,674 | 10,262 | 10,907 | | |
| FWNA-10260-XE | 102 x 36/60 | 2 | 1 | 9 | 11,912 | 13,503 | 16,936 | 11,222 | 11,904 | | |
| FWNA-10860-XE | 108 x 36/60 | 2 | 1 | 11 | 12,302 | 13,892 | 17,326 | 11,612 | 12,293 | | |
| FWNA-11460-XE | 114 x 36/60 | 2 | 1 | 11 | 13,361 | 15,034 | 18,649 | 12,635 | 13,352 | | |
| FWNA-12066-XE | 120 x 36/66 | 2 | 2 | 11 | 17,495 | 19,271 | 23,104 | 16,724 | 17,485 | | |
| FWNA-13268-XE | 132 x 36/68 | 2 | 3 | 11 | 19,736 | 21,586 | 25,578 | 18,933 | 19,726 | | |
| FWNA-14470-XE | 144 x 36/70 | 2 | 3 | 13 | - | 24,087 | 28,239 | 21,329 | 22,153 | | |
| FWNA-15672-XE | 156 x 36/72 | 3 | 3 | 13 | - | 30,447 | 35,716 | 26,268 | 27,517 | | |
| FWNA-16876-XE | 168 x 36/76 | 3 | 3 | 15 | - | 31,880 | 36,998 | 27,819 | 29,033 | | |
| FWNA-18078-XE | 180 x 36/78 | 3 | 3 | 15 | - | 33,824 | 38,941 | 29,763 | 30,977 | | |
| FWNA-19278-XE | 192 x 36/78 | 3 | 4 | 17 | - | 35,310 | 40,428 | 31,250 | 32,463 | | |
| FWNA-20478-XE | 204 x 36/78 | 3 | 4 | 17 | - | 38,292 | 43,617 | 34,067 | 35,330 | | |
| FWNA-21678-XE | 216 x 36/78 | 3 | 4 | 19 | - | 40,811 | 46,267 | 36,483 | 37,777 | | |
| FWNA-22878-XE | 228 x 36/78 | 3 | 4 | 19 | - | 42,800 | 48,307 | 38,430 | 39,736 | | |
| FWNA-24078-XE | 240 x 36/78 | 3 | 4 | 19 | - | 44,902 | 50,473 | 40,484 | 41,805 | | |



FENIX® TOP WITH SQUARE EDGE

| BASE OPTIONS | CODE | PRICE | NOTES |
|--|-----------------------|----------------|--|
| Metal Trim Finish Options: | | | |
| Powder Coat | No Code | No Charge | Tapered and Rounded Rectangle Bases are standard with a metal trim detail in either Powder Coat or Clear Anodized. Other finishes available at an upcharge. |
| Clear Anodized | -CA | No Charge | |
| GoldMatt Anodized | -GMA | \$941 | |
| Antique Brass Anodized | -ABA | \$941 | |
| Light Bronze Anodized | -LBA | \$471 | |
| High Polish Finish | -HPF | \$554 | |
| Upholstered Base Option: | | | |
| | | -COM | -A -B -C -D -E -F -G |
| Upholstered Base, 54", 56", 58" Wide Tables | -UPH-48 | \$1,045 | \$1,359 \$1,463 \$1,568 \$1,672 \$2,404 \$2,822 \$3,031 |
| Upholstered Base, 60" Wide Table | -UPH-54 | \$1,045 | \$1,411 \$1,516 \$1,550 \$1,725 \$2,508 \$2,926 \$3,135 |
| Upholstered Base, 66", 68" Wide Tables | -UPH-60 | \$1,045 | \$1,463 \$1,568 \$1,672 \$1,777 \$2,717 \$3,135 \$3,344 |
| Upholstered Base, 70", 72" Wide Tables | -UPH-66 | \$1,045 | \$1,568 \$1,672 \$1,777 \$1,881 \$3,135 \$3,553 \$3,762 |
| Upholstered Base, 76", 78" Wide Tables | -UPH-72 | \$1,045 | \$1,672 \$1,777 \$1,881 \$1,986 \$3,658 \$4,076 \$4,285 |
| Acrylic Base Option: | | | |
| Acrylic, 54", 56", 58" Wide Tables | -ACR-48 | \$2,000 | Acrylic option applied to end/inner panels of Tapered Bases only. |
| Acrylic, 60" Wide Table | -ACR-54 | \$2,400 | |
| Acrylic, 66", 68" Wide Tables | -ACR-60 | \$2,600 | |
| Acrylic, 70", 72" Wide Tables | -ACR-66 | \$2,800 | |
| Acrylic, 76", 78" Wide Tables | -ACR-72 | \$3,100 | |
| Paint Option: | | | |
| Veneer Rounded Rectangle Base Inner Shell | -PVRR | DEDUCT \$471 | Paint option on Veneer Rounded Rectangle Base Inner Shell |
| Laminate Rounded Rectangle Base Inner Shell | -PLRR | No Charge | Paint option on Laminate Rounded Rectangle Base Inner Shell |
| Fenix Tapered Base End/Inner Panels | -PFTP | DEDUCT \$471 | Paint option on Fenix Tapered Base End/Inner Panels |
| Veneer Tapered Base End/Inner Panels | -PVTP | DEDUCT \$471 | Paint option on Veneer Tapered Base End/Inner Panels |
| Laminate Tapered Base End/Inner Panels | -PLTP | No Charge | Paint option on Laminate Tapered Base End/Inner Panels |
| Remove Center Column for Four Post Base Options: | | | |
| If -P4 base is selected | -4COLP | DEDUCT \$903 | Available on tables 96" and shorter only |
| If -V4 base is selected | -4COLV | DEDUCT \$1,392 | |
| Center Column Base Finish Options: | | | |
| Painted Center Column Base* | -CRP | No Charge | To replace existing middle base (Hoop Base and T-Base only) |
| Veneer Center Column Base* | -CRV | No Charge | |
| Polished Chrome Finish Options: | | | |
| Polished Chrome Hoop Base (2 base tables) | -PCHP2 | \$2,768 | *When specifying -CRV or -CRP in conjunction with a Polished Chrome finish on Hoop Base or T-Base tables with 3 bases, use the upcharge code and pricing for 2 base tables (-PCHP2 or -PCTB2). |
| Polished Chrome Hoop Base (3 base tables) | -PCHP3 | \$4,149 | |
| Polished Chrome T-Base (2 base tables) | -PCTB2 | \$2,768 | |
| Polished Chrome T-Base (3 base tables) | -PCTB3 | \$4,149 | |
| T-Base Combination Finish (2 base tables) | -PCCBF2 | \$1,694 | |
| T-Base Combination Finish (3 base tables) | -PCCBF3 | \$2,542 | |
| TOP OPTIONS | | | |
| Multi-Section Tops: | | | |
| 102", 108", 114" and 120" one-piece tops split into two sections | Specify -2 | \$824 | Power Matrix (center of table location only) cannot be specified when this option is selected |
| POWER OPTIONS | | | |
| Low Profile Perimeter Power Option: | | | |
| 72"-132" Tables | -LPP6C | \$6,532 | See page 29 for location information (10) simplex outlets, (10) USB-A+C ports, (4) Modular AV Inserts/Plates (14) simplex outlets, (14) USB-A+C ports, (4) Modular AV Inserts/Plates (18) simplex outlets, (18) USB-A+C ports, (4) Modular AV Inserts/Plates Replaces USB-A+C ports |
| 144"-156" Tables | -LPP8C | \$9,144 | |
| 168"-240" Tables | -LPP10C | \$12,436 | |
| For USB-C+C | Add -USB-DualC | No Charge | |
| Field-Wired Option: | | | |
| 72"-132" Tables | Add -FW | DEDUCT \$1,945 | Some local electrical codes may require hardwiring of components and may not allow the use of standard modular power systems. A junction box will be provided when ordering the -FW option |
| 144"-156" Tables | Add -FW | DEDUCT \$2,378 | |
| 168"-240" Tables | Add -FW | DEDUCT \$2,913 | |
| Other Power and Data Options: See pages 204-213 | | | |





FENIX® TOP WITH SQUARE EDGE

EDGE PROFILE



Square Edge

GENERAL INFORMATION

- Tops are 1-1/8"-thick with 2mm edge
- Seating capacity based on 27" per person
- Overall table height 29.5"
- T-Base combination finish includes a Polished Chrome foot and Powder Coat vertical column
- Beam finish will match Metal Finish selection. If no Metal Finish is selected, beams will be Foil.
- If Polished Chrome Finish is specified on the T-Base or Hoop Base, the beams will be Foil.
- Tables with three Hoop or T-Bases will default to the same base style for all three bases. An alternate Center Column Base may also be specified above.
- One wire manager included with the Hoop Base table (regardless of table size). Can be adhered to the leg and will default to the finish of the leg. Wire manager on veneer Hoop Bases will be veneered to match the base veneer option. If additional wire management channels are required, they can be purchased separately at the end of the price list.
- Rectangle, Expandable Rectangle, Tapered, Rounded Rectangle, Metal T-Base, Panel, Island, and Center Column bases include a removable access panel
- Tapered and Rounded Rectangle bases standard with a metal trim detail
- Veneer Hoop Base finish will match Top veneer finish
- Upholstery option is applied on the Rounded Rectangle outer base shell or Tapered Base end panel. For COM fabrics, yardage requirement is 1 yard per base.
- Center Wire Chase available on two base tables for more robust wire management needs. See page 213.
- On Tapered base tables with center bases, the center base will default to the finish selections specified for the end bases. Metal finish on center bases will default to the finish selection on the end base.
- On Rounded Rectangle base tables with center bases, both sides of the center base will default to the finish selection specified for the inner shell of the end bases. Metal finish on center base will default to finish selection specified for end base.
- If a powder coat finish is not selected for the Low Profile Perimeter Power, the finish will match the beam metal finish (Foil is the default when Clear Anodized is selected)
- Low Profile Perimeter Power option is not available on tables with Panel (-PP & -VP) and Hoop (-HP & -VHP) bases


REQUIRED INFORMATION (ORDER CANNOT BE ENTERED WITHOUT THIS INFORMATION)

See appendix pages vi-xii for surface material options.

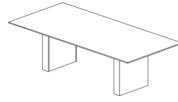
- Choose Veneer Finish
- Choose Laminate Finish, if Laminate base specified
- Choose Fenix Finish, if Fenix base specified
- Choose Paint Finish, if Painted base or paint option specified
- Choose Metal Finish. Clear Anodized (-CA), GoldMatt Anodized (-GMA), Antique Brass Anodized (-ABA) and Light Bronze Anodized (-LBA) not available on T-Base or Hoop Base.
- Choose Powder Coat Finish, if Low Profile Perimeter Power is selected
- Choose Metal Finish for base trim detail, if Tapered or Rounded Rectangle Bases specified
- Choose Upholstery, if Upholstery Base Option specified
- Choose Acrylic Finish, if Acrylic Base Option specified



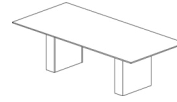
FENIX® TOP WITH REVERSE FLOW EDGE



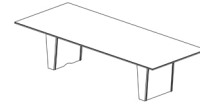
RECTANGLE TOP



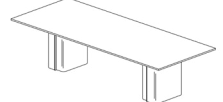
Rectangle Base



Expandable Rectangle Base



Tapered Base

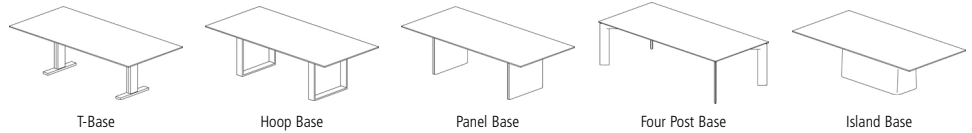


Rounded Rectangle Base

| RECTANGLE TABLES | | | | | RECTANGLE BASE | | EXPANDABLE RECTANGLE BASE | | TAPERED BASE | | | | ROUNDED RECTANGLE BASE | | |
|------------------|----------|----------|--------------|------------------|----------------|--------|---------------------------|--------|--------------|---------|--------|--------|------------------------|---------|--------|
| | | | | | Painted | Veneer | Painted | Veneer | Laminate | Painted | Veneer | Fenix | Laminate | Painted | Veneer |
| MODEL # | L x W | BASE QTY | TOP SECTIONS | SEATING CAPACITY | -PR | -VR | -PX | -VX | -LTP | -PTP | -VTP | -FTP | -LRR | -PRR | -VRR |
| FWNT-7236-XA | 72 x 36 | 2 | 1 | 6 | 6,468 | 6,901 | 6,901 | 7,358 | - | - | - | - | - | - | - |
| FWNT-7242-XA | 72 x 42 | 2 | 1 | 6 | 7,349 | 7,820 | 7,820 | 8,317 | - | - | - | - | - | - | - |
| FWNT-7842-XA | 78 x 42 | 2 | 1 | 6 | 8,093 | 8,597 | 8,597 | 9,128 | - | - | - | - | - | - | - |
| FWNT-8442-XA | 84 x 42 | 2 | 1 | 8 | 8,326 | 8,830 | 8,830 | 9,361 | - | - | - | - | - | - | - |
| FWNT-8448-XA | 84 x 48 | 2 | 1 | 8 | 9,019 | 9,540 | 9,540 | 10,090 | 10,809 | 10,809 | 11,352 | 10,860 | 11,161 | 11,161 | 11,718 |
| FWNT-9042-XA | 90 x 42 | 2 | 1 | 8 | 9,002 | 9,532 | 9,532 | 10,091 | - | - | - | - | - | - | - |
| FWNT-9048-XA | 90 x 48 | 2 | 1 | 8 | 9,771 | 10,319 | 10,319 | 10,898 | 11,653 | 11,653 | 12,225 | 11,707 | 12,024 | 12,024 | 12,610 |
| FWNT-9642-XA | 96 x 42 | 2 | 1 | 8 | 9,248 | 9,777 | 9,777 | 10,337 | - | - | - | - | - | - | - |
| FWNT-9648-XA | 96 x 48 | 2 | 1 | 8 | 10,054 | 10,602 | 10,602 | 11,181 | 11,937 | 11,937 | 12,508 | 11,991 | 12,308 | 12,308 | 12,894 |
| FWNT-10242-XA | 102 x 42 | 2 | 1 | 8 | 10,020 | 10,579 | 10,579 | 11,170 | - | - | - | - | - | - | - |
| FWNT-10248-XA | 102 x 48 | 2 | 1 | 8 | 10,913 | 11,492 | 11,492 | 12,102 | 12,900 | 12,900 | 13,503 | 12,957 | 13,291 | 13,291 | 13,910 |
| FWNT-10842-XA | 108 x 42 | 2 | 1 | 10 | 10,279 | 10,839 | 10,839 | 11,428 | - | - | - | - | - | - | - |
| FWNT-10848-XA | 108 x 48 | 2 | 1 | 10 | 11,213 | 11,792 | 11,792 | 12,403 | 13,201 | 13,201 | 13,803 | 13,258 | 13,591 | 13,591 | 14,211 |
| FWNT-10854-XA | 108 x 54 | 2 | 1 | 12 | 12,317 | 12,921 | 12,921 | 13,559 | 14,393 | 14,393 | 15,022 | 14,452 | 14,801 | 14,801 | 15,448 |
| FWNT-11442-XA | 114 x 42 | 2 | 1 | 10 | 11,093 | 11,681 | 11,681 | 12,302 | - | - | - | - | - | - | - |
| FWNT-11448-XA | 114 x 48 | 2 | 1 | 10 | 12,119 | 12,728 | 12,728 | 13,370 | 14,211 | 14,211 | 14,845 | 14,271 | 14,622 | 14,622 | 15,273 |
| FWNT-11454-XA | 114 x 54 | 2 | 1 | 12 | 13,330 | 13,965 | 13,965 | 14,637 | 15,515 | 15,515 | 16,177 | 15,577 | 15,944 | 15,944 | 16,625 |
| FWNT-12042-XA | 120 x 42 | 2 | 1 | 10 | 11,365 | 11,953 | 11,953 | 12,574 | - | - | - | - | - | - | - |
| FWNT-12048-XA | 120 x 48 | 2 | 1 | 10 | 12,435 | 13,043 | 13,043 | 13,686 | 14,526 | 14,526 | 15,160 | 14,586 | 14,938 | 14,938 | 15,589 |
| FWNT-12054-XA | 120 x 54 | 2 | 1 | 12 | 13,695 | 14,330 | 14,330 | 15,002 | 15,880 | 15,880 | 16,542 | 15,942 | 16,309 | 16,309 | 16,990 |
| FWNT-13248-XA | 132 x 48 | 2 | 2 | 10 | 13,609 | 14,243 | 14,243 | 14,912 | 15,788 | 15,788 | 16,449 | 15,850 | 16,216 | 16,216 | 16,896 |
| FWNT-13254-XA | 132 x 54 | 2 | 2 | 12 | 15,026 | 15,688 | 15,688 | 16,388 | 17,302 | 17,302 | 17,992 | 17,367 | 17,750 | 17,750 | 18,458 |
| FWNT-14448-XA | 144 x 48 | 2 | 2 | 12 | 14,838 | 15,498 | 15,498 | 16,194 | 17,104 | 17,104 | 17,791 | 17,169 | 17,550 | 17,550 | 18,256 |
| FWNT-14454-XA | 144 x 54 | 2 | 2 | 14 | 16,416 | 17,105 | 17,105 | 17,832 | 18,784 | 18,784 | 19,502 | 18,852 | 19,250 | 19,250 | 19,986 |
| FWNT-14460-XA | 144 x 60 | 2 | 2 | 14 | 18,259 | 18,984 | 18,984 | 19,750 | 20,751 | 20,751 | 21,508 | 20,823 | 21,243 | 21,243 | 22,018 |
| FWNT-15648-XA | 156 x 48 | 3 | 2 | 14 | 19,206 | 20,205 | 20,205 | 21,262 | 22,641 | 22,641 | 23,682 | 22,739 | 23,316 | 23,316 | 24,386 |
| FWNT-15654-XA | 156 x 54 | 3 | 2 | 14 | 21,067 | 22,110 | 22,110 | 23,212 | 24,653 | 24,653 | 25,741 | 24,756 | 25,359 | 25,359 | 26,476 |
| FWNT-15660-XA | 156 x 60 | 3 | 2 | 14 | 23,248 | 24,347 | 24,347 | 25,508 | 27,026 | 27,026 | 28,171 | 27,134 | 27,769 | 27,769 | 28,945 |
| FWNT-16854-XA | 168 x 54 | 3 | 2 | 16 | 21,967 | 23,011 | 23,011 | 24,113 | 25,553 | 25,553 | 26,641 | 25,656 | 26,259 | 26,259 | 27,376 |
| FWNT-16860-XA | 168 x 60 | 3 | 2 | 16 | 24,278 | 25,377 | 25,377 | 26,538 | 28,056 | 28,056 | 29,201 | 28,163 | 28,799 | 28,799 | 29,975 |
| FWNT-18054-XA | 180 x 54 | 3 | 2 | 16 | 22,867 | 23,911 | 23,911 | 25,014 | 26,454 | 26,454 | 27,542 | 26,557 | 27,160 | 27,160 | 28,277 |
| FWNT-18060-XA | 180 x 60 | 3 | 2 | 16 | 25,308 | 26,407 | 26,407 | 27,568 | 29,085 | 29,085 | 30,231 | 29,193 | 29,828 | 29,828 | 31,005 |
| FWNT-19254-XA | 192 x 54 | 3 | 2 | 18 | 23,768 | 24,812 | 24,812 | 25,914 | 27,208 | 27,208 | 28,575 | 27,325 | 28,104 | 28,104 | 29,516 |
| FWNT-19260-XA | 192 x 60 | 3 | 2 | 18 | 26,338 | 27,436 | 27,436 | 28,597 | 29,961 | 29,961 | 31,400 | 30,084 | 30,905 | 30,905 | 32,391 |
| FWNT-19266-XA | 192 x 66 | 3 | 4 | 18 | 32,800 | 33,967 | 33,967 | 35,198 | 36,642 | 36,642 | 38,170 | 36,775 | 37,645 | 37,645 | 39,221 |
| FWNT-19272-XA | 192 x 72 | 3 | 4 | 18 | 34,452 | 35,619 | 35,619 | 36,850 | 38,317 | 38,317 | 39,591 | 38,965 | 38,032 | 38,032 | 39,855 |
| FWNT-20454-XA | 204 x 54 | 3 | 2 | 18 | 25,671 | 26,757 | 26,757 | 27,904 | 29,250 | 29,250 | 30,673 | 29,372 | 30,183 | 30,183 | 31,652 |
| FWNT-20460-XA | 204 x 60 | 3 | 2 | 18 | 28,479 | 29,623 | 29,623 | 30,831 | 32,249 | 32,249 | 33,748 | 32,378 | 33,231 | 33,231 | 34,778 |
| FWNT-20466-XA | 204 x 66 | 3 | 4 | 18 | 35,551 | 36,764 | 36,764 | 38,046 | 39,549 | 39,549 | 41,138 | 39,686 | 40,591 | 40,591 | 42,232 |
| FWNT-20472-XA | 204 x 72 | 3 | 4 | 18 | 37,378 | 38,591 | 38,591 | 39,873 | 39,839 | 39,839 | 41,683 | 39,992 | 41,102 | 41,102 | 42,999 |
| FWNT-21654-XA | 216 x 54 | 3 | 2 | 20 | 27,256 | 28,369 | 28,369 | 29,544 | 30,923 | 30,923 | 32,380 | 31,049 | 31,878 | 31,878 | 33,383 |
| FWNT-21660-XA | 216 x 60 | 3 | 2 | 20 | 30,272 | 31,443 | 31,443 | 32,681 | 34,134 | 34,134 | 35,669 | 34,265 | 35,140 | 35,140 | 36,725 |
| FWNT-21666-XA | 216 x 66 | 3 | 4 | 20 | 37,871 | 39,114 | 39,114 | 40,426 | 41,967 | 41,967 | 43,595 | 42,107 | 43,034 | 43,034 | 44,715 |
| FWNT-21672-XA | 216 x 72 | 3 | 4 | 20 | 39,852 | 41,095 | 41,095 | 42,407 | 42,372 | 42,372 | 44,263 | 42,530 | 43,668 | 43,668 | 45,611 |
| FWNT-22854-XA | 228 x 54 | 3 | 2 | 20 | 28,484 | 29,607 | 29,607 | 30,794 | 32,186 | 32,186 | 33,658 | 32,312 | 33,151 | 33,151 | 34,669 |
| FWNT-22860-XA | 228 x 60 | 3 | 2 | 20 | 31,668 | 32,850 | 32,850 | 34,100 | 35,566 | 35,566 | 37,115 | 35,699 | 36,582 | 36,582 | 38,181 |
| FWNT-22866-XA | 228 x 66 | 3 | 4 | 20 | 39,698 | 40,953 | 40,953 | 42,278 | 43,833 | 43,833 | 45,477 | 43,975 | 44,911 | 44,911 | 46,607 |
| FWNT-22872-XA | 228 x 72 | 3 | 4 | 20 | 41,809 | 43,065 | 43,065 | 44,390 | 44,355 | 44,355 | 46,263 | 44,514 | 45,662 | 45,662 | 47,623 |
| FWNT-24054-XA | 240 x 54 | 3 | 2 | 20 | 29,787 | 30,923 | 30,923 | 32,123 | 33,531 | 33,531 | 35,019 | 33,659 | 34,506 | 34,506 | 36,042 |
| FWNT-24060-XA | 240 x 60 | 3 | 2 | 20 | 33,146 | 34,343 | 34,343 | 35,607 | 37,089 | 37,089 | 38,656 | 37,224 | 38,117 | 38,117 | 39,735 |
| FWNT-24066-XA | 240 x 66 | 3 | 4 | 20 | 41,632 | 42,900 | 42,900 | 44,241 | 45,812 | 45,812 | 47,475 | 45,955 | 46,902 | 46,902 | 48,618 |
| FWNT-24072-XA | 240 x 72 | 3 | 4 | 20 | 43,880 | 45,148 | 45,148 | 46,489 | 46,453 | 46,453 | 48,382 | 46,613 | 47,775 | 47,775 | 49,758 |



FENIX® TOP WITH REVERSE FLOW EDGE

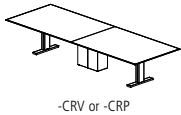
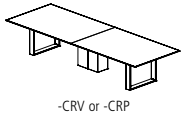


| RECTANGLE TABLES | | | | | T-BASE | HOOP BASE | | PANEL BASE | | FOUR POST BASE | | ISLAND BASE | |
|------------------|----------|----------|--------------|------------------|--------|-----------|--------|------------|--------|----------------|--------|-------------|--------|
| | | | | | Metal | Metal | Veneer | Painted | Veneer | Painted | Veneer | Painted | Veneer |
| MODEL # | L x W | BASE QTY | TOP SECTIONS | SEATING CAPACITY | -TB | -HP | -VHP | -PP | -VP | -P4 | -V4 | -PN | -VN |
| FWNT-7236-XA | 72 x 36 | 2 | 1 | 6 | 5,792 | - | - | - | - | 6,468 | 6,901 | - | - |
| FWNT-7242-XA | 72 x 42 | 2 | 1 | 6 | 6,613 | - | - | - | - | 7,349 | 7,820 | - | - |
| FWNT-7842-XA | 78 x 42 | 2 | 1 | 6 | 7,307 | - | - | - | - | 8,093 | 8,597 | - | - |
| FWNT-8442-XA | 84 x 42 | 2 | 1 | 8 | 7,538 | - | - | - | - | 8,326 | 8,830 | - | - |
| FWNT-8448-XA | 84 x 48 | 2 | 1 | 8 | 8,205 | 9,540 | 12,422 | 7,625 | 8,198 | 9,019 | 9,540 | - | - |
| FWNT-9042-XA | 90 x 42 | 2 | 1 | 8 | 8,175 | - | - | - | - | 9,002 | 9,532 | - | - |
| FWNT-9048-XA | 90 x 48 | 2 | 1 | 8 | 8,914 | 10,319 | 13,351 | 8,305 | 8,907 | 9,771 | 10,319 | - | - |
| FWNT-9642-XA | 96 x 42 | 2 | 1 | 8 | 8,420 | - | - | - | - | 9,248 | 9,777 | - | - |
| FWNT-9648-XA | 96 x 48 | 2 | 1 | 8 | 9,198 | 10,602 | 13,635 | 8,588 | 9,191 | 10,054 | 10,602 | - | - |
| FWNT-10242-XA | 102 x 42 | 2 | 1 | 8 | 9,146 | - | - | - | - | 10,020 | 10,579 | - | - |
| FWNT-10248-XA | 102 x 48 | 2 | 1 | 8 | 10,009 | 11,492 | 14,692 | 9,365 | 10,001 | 10,913 | 11,492 | - | - |
| FWNT-10842-XA | 108 x 42 | 2 | 1 | 10 | 9,405 | - | - | - | - | 10,279 | 10,839 | - | - |
| FWNT-10848-XA | 108 x 48 | 2 | 1 | 10 | 10,309 | 11,792 | 14,993 | 9,666 | 10,301 | 11,213 | 11,792 | - | - |
| FWNT-10854-XA | 108 x 54 | 2 | 1 | 12 | 11,373 | 12,921 | 16,264 | 10,701 | 11,365 | 12,317 | 12,921 | 13,793 | 14,426 |
| FWNT-11442-XA | 114 x 42 | 2 | 1 | 10 | 10,172 | - | - | - | - | 11,093 | 11,681 | - | - |
| FWNT-11448-XA | 114 x 48 | 2 | 1 | 10 | 11,168 | 12,728 | 16,097 | 10,490 | 11,158 | 12,119 | 12,728 | - | - |
| FWNT-11454-XA | 114 x 54 | 2 | 1 | 12 | 12,336 | 13,965 | 17,484 | 11,628 | 12,327 | 13,330 | 13,965 | 14,884 | 15,551 |
| FWNT-12042-XA | 120 x 42 | 2 | 1 | 10 | 10,445 | - | - | - | - | 11,365 | 11,953 | - | - |
| FWNT-12048-XA | 120 x 48 | 2 | 1 | 10 | 11,483 | 13,043 | 16,412 | 10,806 | 11,474 | 12,435 | 13,043 | - | - |
| FWNT-12054-XA | 120 x 54 | 2 | 1 | 12 | 12,700 | 14,330 | 17,849 | 11,993 | 12,692 | 13,695 | 14,330 | 15,248 | 15,916 |
| FWNT-13248-XA | 132 x 48 | 2 | 2 | 10 | 12,618 | 14,243 | 17,753 | 11,912 | 12,609 | 13,609 | 14,243 | - | - |
| FWNT-13254-XA | 132 x 54 | 2 | 2 | 12 | 13,990 | 15,688 | 19,353 | 13,254 | 13,981 | 15,026 | 15,688 | 16,644 | 17,339 |
| FWNT-14448-XA | 144 x 48 | 2 | 2 | 12 | 13,807 | 15,498 | 19,147 | 13,073 | 13,798 | 14,838 | 15,498 | - | - |
| FWNT-14454-XA | 144 x 54 | 2 | 2 | 14 | 15,340 | 17,105 | 20,918 | 14,574 | 15,330 | 16,416 | 17,105 | 18,099 | 18,822 |
| FWNT-14460-XA | 144 x 60 | 2 | 2 | 14 | 17,125 | 18,984 | 23,000 | 16,318 | 17,115 | 18,259 | 18,984 | 20,032 | 20,793 |
| FWNT-15648-XA | 156 x 48 | 3 | 2 | 14 | 17,644 | 20,205 | 25,737 | 16,533 | 17,630 | - | - | - | - |
| FWNT-15654-XA | 156 x 54 | 3 | 2 | 14 | 19,435 | 22,110 | 27,887 | 18,274 | 19,420 | 21,067 | 22,110 | 20,322 | 21,052 |
| FWNT-15660-XA | 156 x 60 | 3 | 2 | 14 | 21,529 | 24,347 | 30,432 | 20,306 | 21,514 | 23,248 | 24,347 | 22,464 | 23,232 |
| FWNT-16854-XA | 168 x 54 | 3 | 2 | 16 | 20,336 | 23,011 | 28,788 | 19,174 | 20,321 | 21,967 | 23,011 | 21,222 | 21,953 |
| FWNT-16860-XA | 168 x 60 | 3 | 2 | 16 | 22,559 | 25,377 | 31,461 | 21,337 | 22,543 | 24,278 | 25,377 | 23,494 | 24,262 |
| FWNT-18054-XA | 180 x 54 | 3 | 2 | 16 | 21,236 | 23,911 | 29,689 | 20,075 | 21,221 | 22,867 | 23,911 | 28,713 | 30,173 |
| FWNT-18060-XA | 180 x 60 | 3 | 2 | 16 | 23,589 | 26,407 | 32,491 | 22,367 | 23,574 | 25,308 | 26,407 | 31,465 | 33,002 |
| FWNT-19254-XA | 192 x 54 | 3 | 2 | 18 | 22,137 | 24,812 | 30,588 | 20,975 | 22,122 | 23,768 | 24,812 | 29,613 | 31,074 |
| FWNT-19260-XA | 192 x 60 | 3 | 2 | 18 | 24,619 | 27,436 | 33,521 | 23,396 | 24,604 | 26,338 | 27,436 | 32,494 | 34,032 |
| FWNT-19266-XA | 192 x 66 | 3 | 4 | 18 | - | 33,967 | 40,420 | 29,681 | 30,962 | 32,800 | 33,967 | 39,331 | 40,962 |
| FWNT-19272-XA | 192 x 72 | 3 | 4 | 18 | - | 35,619 | 41,021 | 31,333 | 32,614 | 34,452 | 35,619 | 40,983 | 42,614 |
| FWNT-20454-XA | 204 x 54 | 3 | 2 | 18 | 23,972 | 26,757 | 32,769 | 22,765 | 23,957 | 25,671 | 26,757 | 31,754 | 33,273 |
| FWNT-20460-XA | 204 x 60 | 3 | 2 | 18 | 26,691 | 29,623 | 35,954 | 25,418 | 26,674 | 28,479 | 29,623 | 34,885 | 36,486 |
| FWNT-20466-XA | 204 x 66 | 3 | 4 | 18 | - | 36,764 | 43,480 | 32,305 | 33,638 | 35,551 | 36,764 | 42,346 | 44,043 |
| FWNT-20472-XA | 204 x 72 | 3 | 4 | 18 | - | 38,591 | 44,212 | 34,132 | 35,464 | 37,378 | 38,591 | 44,173 | 45,869 |
| FWNT-21654-XA | 216 x 54 | 3 | 2 | 20 | 25,517 | 28,369 | 34,527 | 24,279 | 25,502 | 27,256 | 28,369 | 33,487 | 35,044 |
| FWNT-21660-XA | 216 x 60 | 3 | 2 | 20 | 28,440 | 31,443 | 37,929 | 27,136 | 28,424 | 30,272 | 31,443 | 36,834 | 38,473 |
| FWNT-21666-XA | 216 x 66 | 3 | 4 | 20 | - | 39,114 | 45,992 | 34,546 | 35,911 | 37,871 | 39,114 | 44,831 | 46,570 |
| FWNT-21672-XA | 216 x 72 | 3 | 4 | 20 | - | 41,095 | 46,854 | 36,527 | 37,892 | 39,852 | 41,095 | 46,812 | 48,551 |
| FWNT-22854-XA | 228 x 54 | 3 | 2 | 20 | 26,728 | 29,607 | 35,824 | 25,478 | 26,712 | 28,484 | 29,607 | 34,775 | 36,346 |
| FWNT-22860-XA | 228 x 60 | 3 | 2 | 20 | 29,818 | 32,850 | 39,398 | 28,502 | 29,802 | 31,668 | 32,850 | 38,292 | 39,948 |
| FWNT-22866-XA | 228 x 66 | 3 | 4 | 20 | - | 40,953 | 47,897 | 36,341 | 37,720 | 39,698 | 40,953 | 46,726 | 48,481 |
| FWNT-22872-XA | 228 x 72 | 3 | 4 | 20 | - | 43,065 | 48,877 | 38,452 | 39,831 | 41,809 | 43,065 | 48,837 | 50,592 |
| FWNT-24054-XA | 240 x 54 | 3 | 2 | 20 | 28,011 | 30,923 | 37,210 | 26,747 | 27,995 | 29,787 | 30,923 | 36,149 | 37,738 |
| FWNT-24060-XA | 240 x 60 | 3 | 2 | 20 | 31,276 | 34,343 | 40,965 | 29,946 | 31,259 | 33,146 | 34,343 | 39,847 | 41,520 |
| FWNT-24066-XA | 240 x 66 | 3 | 4 | 20 | - | 42,900 | 49,923 | 38,236 | 39,630 | 41,632 | 42,900 | 48,738 | 50,513 |
| FWNT-24072-XA | 240 x 72 | 3 | 4 | 20 | - | 45,148 | 51,027 | 40,484 | 41,878 | 43,880 | 45,148 | 50,986 | 52,761 |



FENIX® TOP WITH REVERSE FLOW EDGE


| BASE OPTIONS | CODE | PRICE | NOTES |
|--|-----------------------|-------------------|--|
| Metal Trim Finish Options: | | | |
| Powder Coat | No Code | No Charge | Tapered and Rounded Rectangle Bases are standard with a metal trim detail in either Powder Coat or Clear Anodized. Other finishes available at an upcharge. |
| Clear Anodized | -CA | No Charge | |
| GoldMatt Anodized | -GMA | \$941 | |
| Antique Brass Anodized | -ABA | \$941 | |
| Light Bronze Anodized | -LBA | \$471 | |
| High Polish Finish | -HPF | \$554 | |
| Upholstered Base Option: | | | |
| | | -COM | -A -B -C -D -E -F -G |
| Upholstered Base, 48" Wide Table | -UPH-48 | \$1,045 | \$1,359 \$1,463 \$1,568 \$1,672 \$2,404 \$2,822 \$3,031 |
| Upholstered Base, 54" Wide Table | -UPH-54 | \$1,045 | \$1,411 \$1,516 \$1,550 \$1,725 \$2,508 \$2,926 \$3,135 |
| Upholstered Base, 60" Wide Table | -UPH-60 | \$1,045 | \$1,463 \$1,568 \$1,672 \$1,777 \$2,717 \$3,135 \$3,344 |
| Upholstered Base, 66" Wide Table | -UPH-66 | \$1,045 | \$1,568 \$1,672 \$1,777 \$1,881 \$3,135 \$3,553 \$3,762 |
| Upholstered Base, 72" Wide Table | -UPH-72 | \$1,045 | \$1,672 \$1,777 \$1,881 \$1,986 \$3,658 \$4,076 \$4,285 |
| Acrylic Base Option: | | | |
| Acrylic, 48" Wide Table | -ACR-48 | \$2,000 | Acrylic option applied to end/inner panels of Tapered Bases only. |
| Acrylic, 54" Wide Table | -ACR-54 | \$2,400 | |
| Acrylic, 60" Wide Table | -ACR-60 | \$2,600 | |
| Acrylic, 66" Wide Table | -ACR-66 | \$2,800 | |
| Acrylic, 72" Wide Table | -ACR-72 | \$3,100 | |
| | | | |
| Paint Option: | | | |
| Veneer Rounded Rectangle Base Inner Shell | -PVRR | DEDUCT \$471 | Paint option on Veneer Rounded Rectangle Base Inner Shell |
| Laminate Rounded Rectangle Base Inner Shell | -PLRR | No Charge | Paint option on Laminate Rounded Rectangle Base Inner Shell |
| Fenix Tapered Base End/Inner Panels | -PFTP | DEDUCT \$471 | Paint option on Fenix Tapered Base End/Inner Panels |
| Veneer Tapered Base End/Inner Panels | -PVTP | DEDUCT \$471 | Paint option on Veneer Tapered Base End/Inner Panels |
| Laminate Tapered Base End/Inner Panels | -PLTP | No Charge | Paint option on Laminate Tapered Base End/Inner Panels |
| Remove Center Column for Four Post Base Options: | | | |
| If -P4 base is selected | -4COLP | DEDUCT \$903 | Available on tables 96" and shorter only |
| If -V4 base is selected | -4COLV | DEDUCT \$1,392 | |
| Center Column Base Finish Options: | | | |
| Painted Center Column Base* | -CRP | No Charge | To replace existing middle base (Hoop Base and T-Base only) |
| Veneer Center Column Base* | -CRV | No Charge | |
| Finish Options: | | | |
| Polished Chrome Four Post Base | -PCFB | \$2,768 | *When specifying -CRV or -CRP in conjunction with a Polished Chrome finish on Hoop Base or T-Base tables with 3 bases, use the upcharge code and pricing for 2 base tables (-PCHP2 or -PCTB2). |
| Polished Chrome Hoop Base (2 base tables) | -PCHP2 | \$2,768 | |
| Polished Chrome Hoop Base (3 base tables) | -PCHP3 | \$4,149 | |
| Polished Chrome T-Base (2 base tables) | -PCTB2 | \$2,768 | |
| Polished Chrome T-Base (3 base tables) | -PCTB3 | \$4,149 | |
| T-Base Combination Finish (2 base tables) | -PCCBF2 | \$1,694 | |
| T-Base Combination Finish (3 base tables) | -PCCBF3 | \$2,542 | |
| | | | |
| TOP OPTIONS | | | |
| Multi-Section Tops: | | | |
| 102", 108", 114" and 120" one-piece tops split into two sections | Specify -2 | \$824 | Power Matrix (center of table location only) cannot be specified when this option is selected |
| 204", 216", 228" or 240" two-piece tops split into four sections | Specify -4 | \$1,642 | |
| POWER OPTIONS | | | |
| Low Profile Perimeter Power Option: | | | See page 29 for location information |
| 72"-132" Tables | -LPP6C | \$6,532 | (10) simplex outlets, (10) USB-A+C ports, (4) Modular AV Inserts/Plates |
| 144"-156" Tables | -LPP8C | \$9,144 | |
| 168"-240" Tables | -LPP10C | \$12,436 | |
| For USB-C+C | Add -USB-DualC | No Charge | |
| Field-Wired Option: | | | |
| 72"-132" Tables | Add -FW | DEDUCT \$1,945 | Some local electrical codes may require hardwiring of components and may not allow the use of standard modular power systems. A junction box will be provided when ordering the -FW option |
| 144"-156" Tables | Add -FW | DEDUCT \$2,378 | |
| 168"-240" Tables | Add -FW | DEDUCT \$2,913 | |
| Other Power and Data Options: | | See pages 204-213 | |





FENIX® TOP WITH REVERSE FLOW EDGE

EDGE PROFILE



Reverse Flow Edge

GENERAL INFORMATION

- Tops are 1-1/8"-thick with 3/16"-deep hardwood edge band
- Seating capacity based on 27" per person
- Overall table height 29.5"
- Four Post Base includes a 12"x24" center column for wire management. Center column may be removed from tables 96" and shorter with options -4COLP or -4COLV above. On tables over 96", the center column is required for support.
- T-Base combination finish includes a Polished Chrome foot and Powder Coat vertical column
- Beam finish will match Metal Finish selection. If no Metal Finish is selected, beams will be Foil.
- If Polished Chrome Finish is specified on the T-Base or Hoop Base, the beams will be Foil. If Polished Chrome Finish is specified on the Four Post Base, the beams will be Clear Anodized.
- Tables with three Hoop or T-Bases will default to the same base style for all three bases. An alternate Center Column Base may also be specified above.
- One wire manager included with the Hoop Base table (regardless of table size). Can be adhered to the leg and will default to the finish of the leg. Wire manager on veneer Hoop Bases will be veneered to match the base veneer option. If additional wire management channels are required, they can be purchased separately at the end of the price list.
- Rectangle, Expandable Rectangle, Tapered, Rounded Rectangle, Metal T-Base, Panel, Island, and Center Column bases include a removable access panel
- Tapered and Rounded Rectangle bases standard with a metal trim detail
- Veneer Hoop Base finish will match Top veneer finish
- Upholstery option is applied on the Rounded Rectangle outer base shell or Tapered Base end panel. For COM fabrics, yardage requirement is 1 yard per base.
- Center Wire Chase available on two base tables for more robust wire management needs. See page 213.
- On Tapered base tables with center bases, the center base will default to the finish selections specified for the end bases. Metal finish on center bases will default to the finish selection on the end base.
- On Rounded Rectangle base tables with center bases, both sides of the center base will default to the finish selection specified for the inner shell of the end bases. Metal finish on center base will default to finish selection specified for end base.
- If a powder coat finish is not selected for the Low Profile Perimeter Power, the finish will match the beam metal finish (Foil is the default when Clear Anodized is selected)


REQUIRED INFORMATION (ORDER CANNOT BE ENTERED WITHOUT THIS INFORMATION)

See appendix pages vi-xii for surface material options.

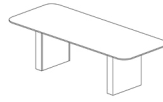
- Choose Fenix Finish
- Choose Laminate Finish, if Laminate base specified
- Choose Veneer Finish, if Veneer base specified
- Choose Paint Finish, if Painted base or paint option specified
- Choose Metal Finish. Clear Anodized (-CA), GoldMatt Anodized (-GMA), Antique Brass Anodized (-ABA) and Light Bronze Anodized (-LBA) not available on T-Base or Hoop Base.
- Choose Powder Coat Finish, if Low Profile Perimeter Power is selected
- Choose Metal Finish for base trim detail, if Tapered or Rounded Rectangle Bases specified
- Choose Upholstery, if Upholstery Base Option specified
- Choose Acrylic Finish, if Acrylic Base Option specified



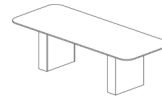
FENIX® TOP WITH REVERSE FLOW EDGE



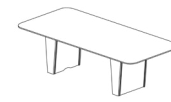
RADIUS RECTANGLE TOP



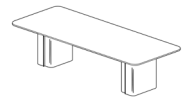
Rectangle Base



Expandable Rectangle Base



Tapered Base




Rounded Rectangle Base

RADIUS RECTANGLE TABLES

| MODEL # | L x W | BASE QTY | TOP SECTIONS | SEATING CAPACITY | RECTANGLE BASE | | EXPANDABLE RECTANGLE BASE | | TAPERED BASE | | | | ROUNDED RECTANGLE BASE | | |
|---------------|----------|----------|--------------|------------------|----------------|--------|---------------------------|--------|--------------|---------|--------|--------|------------------------|---------|--------|
| | | | | | Painted | Veneer | Painted | Veneer | Laminate | Painted | Veneer | Fenix | Laminate | Painted | Veneer |
| | | | | | -PR | -VR | -PX | -VX | -LTP | -PTP | -VTP | -FTP | -LRR | -PRR | -VRR |
| FWNC-7236-XA | 72 x 36 | 2 | 1 | 6 | 6,468 | 6,901 | 6,901 | 7,358 | - | - | - | - | - | - | - |
| FWNC-7242-XA | 72 x 42 | 2 | 1 | 6 | 7,349 | 7,820 | 7,820 | 8,317 | - | - | - | - | - | - | - |
| FWNC-7842-XA | 78 x 42 | 2 | 1 | 6 | 8,093 | 8,597 | 8,597 | 9,128 | - | - | - | - | - | - | - |
| FWNC-8442-XA | 84 x 42 | 2 | 1 | 8 | 8,326 | 8,830 | 8,830 | 9,361 | - | - | - | - | - | - | - |
| FWNC-8448-XA | 84 x 48 | 2 | 1 | 8 | 9,019 | 9,540 | 9,540 | 10,090 | 10,809 | 10,809 | 11,352 | 10,860 | 11,161 | 11,161 | 11,718 |
| FWNC-9042-XA | 90 x 42 | 2 | 1 | 8 | 9,002 | 9,532 | 9,532 | 10,091 | - | - | - | - | - | - | - |
| FWNC-9048-XA | 90 x 48 | 2 | 1 | 8 | 9,771 | 10,319 | 10,319 | 10,898 | 11,653 | 11,653 | 12,225 | 11,707 | 12,024 | 12,024 | 12,610 |
| FWNC-9642-XA | 96 x 42 | 2 | 1 | 8 | 9,248 | 9,777 | 9,777 | 10,337 | - | - | - | - | - | - | - |
| FWNC-9648-XA | 96 x 48 | 2 | 1 | 8 | 10,054 | 10,602 | 10,602 | 11,181 | 11,937 | 11,937 | 12,508 | 11,991 | 12,308 | 12,308 | 12,894 |
| FWNC-10242-XA | 102 x 42 | 2 | 1 | 8 | 10,020 | 10,579 | 10,579 | 11,170 | - | - | - | - | - | - | - |
| FWNC-10248-XA | 102 x 48 | 2 | 1 | 8 | 10,913 | 11,492 | 11,492 | 12,102 | 12,900 | 12,900 | 13,503 | 12,957 | 13,291 | 13,291 | 13,910 |
| FWNC-10842-XA | 108 x 42 | 2 | 1 | 10 | 10,279 | 10,839 | 10,839 | 11,428 | - | - | - | - | - | - | - |
| FWNC-10848-XA | 108 x 48 | 2 | 1 | 10 | 11,213 | 11,792 | 11,792 | 12,403 | 13,201 | 13,201 | 13,803 | 13,258 | 13,591 | 13,591 | 14,211 |
| FWNC-10854-XA | 108 x 54 | 2 | 1 | 12 | 12,317 | 12,921 | 12,921 | 13,559 | 14,393 | 14,393 | 15,022 | 14,452 | 14,801 | 14,801 | 15,448 |
| FWNC-11442-XA | 114 x 42 | 2 | 1 | 10 | 11,093 | 11,681 | 11,681 | 12,302 | - | - | - | - | - | - | - |
| FWNC-11448-XA | 114 x 48 | 2 | 1 | 10 | 12,119 | 12,728 | 12,728 | 13,370 | 14,211 | 14,211 | 14,845 | 14,271 | 14,622 | 14,622 | 15,273 |
| FWNC-11454-XA | 114 x 54 | 2 | 1 | 12 | 13,330 | 13,965 | 13,965 | 14,637 | 15,515 | 15,515 | 16,177 | 15,577 | 15,944 | 15,944 | 16,625 |
| FWNC-12042-XA | 120 x 42 | 2 | 1 | 10 | 11,365 | 11,953 | 11,953 | 12,574 | - | - | - | - | - | - | - |
| FWNC-12048-XA | 120 x 48 | 2 | 1 | 10 | 12,435 | 13,043 | 13,043 | 13,686 | 14,526 | 14,526 | 15,160 | 14,586 | 14,938 | 14,938 | 15,589 |
| FWNC-12054-XA | 120 x 54 | 2 | 1 | 12 | 13,695 | 14,330 | 14,330 | 15,002 | 15,880 | 15,880 | 16,542 | 15,942 | 16,309 | 16,309 | 16,990 |
| FWNC-13248-XA | 132 x 48 | 2 | 2 | 10 | 13,609 | 14,243 | 14,243 | 14,912 | 15,788 | 15,788 | 16,449 | 15,850 | 16,216 | 16,216 | 16,896 |
| FWNC-13254-XA | 132 x 54 | 2 | 2 | 12 | 15,026 | 15,688 | 15,688 | 16,388 | 17,302 | 17,302 | 17,992 | 17,367 | 17,750 | 17,750 | 18,458 |
| FWNC-14448-XA | 144 x 48 | 2 | 2 | 12 | 14,838 | 15,498 | 15,498 | 16,194 | 17,104 | 17,104 | 17,791 | 17,169 | 17,550 | 17,550 | 18,256 |
| FWNC-14454-XA | 144 x 54 | 2 | 2 | 14 | 16,416 | 17,105 | 17,105 | 17,832 | 18,784 | 18,784 | 19,502 | 18,852 | 19,250 | 19,250 | 19,986 |
| FWNC-14460-XA | 144 x 60 | 2 | 2 | 14 | 18,259 | 18,984 | 18,984 | 19,750 | 20,751 | 20,751 | 21,508 | 20,823 | 21,243 | 21,243 | 22,018 |
| FWNC-15648-XA | 156 x 48 | 3 | 2 | 14 | 19,206 | 20,205 | 20,205 | 21,262 | 22,641 | 22,641 | 23,682 | 22,739 | 23,316 | 23,316 | 24,386 |
| FWNC-15654-XA | 156 x 54 | 3 | 2 | 14 | 21,067 | 22,110 | 22,110 | 23,212 | 24,653 | 24,653 | 25,741 | 24,756 | 25,359 | 25,359 | 26,476 |
| FWNC-15660-XA | 156 x 60 | 3 | 2 | 14 | 23,248 | 24,347 | 24,347 | 25,508 | 27,026 | 27,026 | 28,171 | 27,134 | 27,769 | 27,769 | 28,945 |
| FWNC-16854-XA | 168 x 54 | 3 | 2 | 16 | 21,967 | 23,011 | 23,011 | 24,113 | 25,553 | 25,553 | 26,641 | 25,656 | 26,259 | 26,259 | 27,376 |
| FWNC-16860-XA | 168 x 60 | 3 | 2 | 16 | 24,278 | 25,377 | 25,377 | 26,538 | 28,056 | 28,056 | 29,201 | 28,163 | 28,799 | 28,799 | 29,975 |
| FWNC-18054-XA | 180 x 54 | 3 | 2 | 16 | 22,867 | 23,911 | 23,911 | 25,014 | 26,454 | 26,454 | 27,542 | 26,557 | 27,160 | 27,160 | 28,277 |
| FWNC-18060-XA | 180 x 60 | 3 | 2 | 16 | 25,308 | 26,407 | 26,407 | 27,568 | 29,085 | 29,085 | 30,231 | 29,193 | 29,828 | 29,828 | 31,005 |
| FWNC-19254-XA | 192 x 54 | 3 | 2 | 18 | 23,768 | 24,812 | 24,812 | 25,914 | 27,208 | 27,208 | 28,575 | 27,325 | 28,104 | 28,104 | 29,516 |
| FWNC-19260-XA | 192 x 60 | 3 | 2 | 18 | 26,338 | 27,436 | 27,436 | 28,597 | 29,961 | 29,961 | 31,400 | 30,084 | 30,905 | 30,905 | 32,391 |
| FWNC-19266-XA | 192 x 66 | 3 | 4 | 18 | 32,800 | 33,967 | 33,967 | 35,198 | 36,642 | 36,642 | 38,170 | 36,775 | 37,645 | 37,645 | 39,221 |
| FWNC-19272-XA | 192 x 72 | 3 | 4 | 18 | 34,452 | 35,619 | 35,619 | 36,850 | 38,317 | 38,317 | 39,591 | 38,965 | 38,032 | 38,032 | 39,855 |
| FWNC-20454-XA | 204 x 54 | 3 | 2 | 18 | 25,671 | 26,757 | 26,757 | 27,904 | 29,250 | 29,250 | 30,673 | 29,372 | 30,183 | 30,183 | 31,652 |
| FWNC-20460-XA | 204 x 60 | 3 | 2 | 18 | 28,479 | 29,623 | 29,623 | 30,831 | 32,249 | 32,249 | 33,748 | 32,378 | 33,231 | 33,231 | 34,778 |
| FWNC-20466-XA | 204 x 66 | 3 | 4 | 18 | 35,551 | 36,764 | 36,764 | 38,046 | 39,549 | 39,549 | 41,138 | 39,686 | 40,591 | 40,591 | 42,232 |
| FWNC-20472-XA | 204 x 72 | 3 | 4 | 18 | 37,378 | 38,591 | 38,591 | 39,873 | 39,839 | 39,839 | 41,683 | 39,992 | 41,102 | 41,102 | 42,999 |
| FWNC-21654-XA | 216 x 54 | 3 | 2 | 20 | 27,256 | 28,369 | 28,369 | 29,544 | 30,923 | 30,923 | 32,380 | 31,049 | 31,878 | 31,878 | 33,383 |
| FWNC-21660-XA | 216 x 60 | 3 | 2 | 20 | 30,272 | 31,443 | 31,443 | 32,681 | 34,134 | 34,134 | 35,669 | 34,265 | 35,140 | 35,140 | 36,725 |
| FWNC-21666-XA | 216 x 66 | 3 | 4 | 20 | 37,871 | 39,114 | 39,114 | 40,426 | 41,967 | 41,967 | 43,595 | 42,107 | 43,034 | 43,034 | 44,715 |
| FWNC-21672-XA | 216 x 72 | 3 | 4 | 20 | 39,852 | 41,095 | 41,095 | 42,407 | 42,372 | 42,372 | 44,263 | 42,530 | 43,668 | 43,668 | 45,611 |
| FWNC-22854-XA | 228 x 54 | 3 | 2 | 20 | 28,484 | 29,607 | 29,607 | 30,794 | 32,186 | 32,186 | 33,658 | 32,312 | 33,151 | 33,151 | 34,669 |
| FWNC-22860-XA | 228 x 60 | 3 | 2 | 20 | 31,668 | 32,850 | 32,850 | 34,100 | 35,566 | 35,566 | 37,115 | 35,699 | 36,582 | 36,582 | 38,181 |
| FWNC-22866-XA | 228 x 66 | 3 | 4 | 20 | 39,698 | 40,953 | 40,953 | 42,278 | 43,833 | 43,833 | 45,477 | 43,975 | 44,911 | 44,911 | 46,607 |
| FWNC-22872-XA | 228 x 72 | 3 | 4 | 20 | 41,809 | 43,065 | 43,065 | 44,390 | 44,355 | 44,355 | 46,263 | 44,514 | 45,662 | 45,662 | 47,623 |
| FWNC-24054-XA | 240 x 54 | 3 | 2 | 20 | 29,787 | 30,923 | 30,923 | 32,123 | 33,531 | 33,531 | 35,019 | 33,659 | 34,506 | 34,506 | 36,042 |
| FWNC-24060-XA | 240 x 60 | 3 | 2 | 20 | 33,146 | 34,343 | 34,343 | 35,607 | 37,089 | 37,089 | 38,656 | 37,224 | 38,117 | 38,117 | 39,735 |
| FWNC-24066-XA | 240 x 66 | 3 | 4 | 20 | 41,632 | 42,900 | 42,900 | 44,241 | 45,812 | 45,812 | 47,475 | 45,955 | 46,902 | 46,902 | 48,618 |
| FWNC-24072-XA | 240 x 72 | 3 | 4 | 20 | 43,880 | 45,148 | 45,148 | 46,489 | 46,453 | 46,453 | 48,382 | 46,613 | 47,775 | 47,775 | 49,758 |



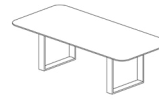
FENIX® TOP WITH REVERSE FLOW EDGE



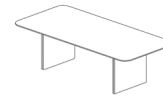
RADIUS RECTANGLE TOP



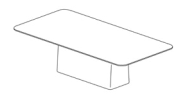
T-Base



Hoop Base



Panel Base



Island Base

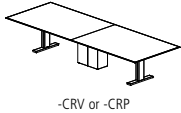
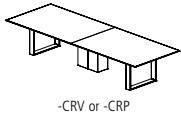
RADIUS RECTANGLE TABLES

| MODEL # | L x W | BASE QTY | TOP SECTIONS | SEATING CAPACITY | T-BASE | | HOOP BASE | | PANEL BASE | | ISLAND BASE | | |
|---------------|----------|----------|--------------|------------------|--------|--------|-----------|--------|------------|--------|-------------|-----|--------|
| | | | | | Metal | -TB | Metal | -HP | Veneer | -VHP | Painted | -PP | Veneer |
| FWNC-7236-XA | 72 x 36 | 2 | 1 | 6 | 5,792 | - | - | - | - | - | - | - | - |
| FWNC-7242-XA | 72 x 42 | 2 | 1 | 6 | 6,613 | - | - | - | - | - | - | - | - |
| FWNC-7842-XA | 78 x 42 | 2 | 1 | 6 | 7,307 | - | - | - | - | - | - | - | - |
| FWNC-8442-XA | 84 x 42 | 2 | 1 | 8 | 7,538 | - | - | - | - | - | - | - | - |
| FWNC-8448-XA | 84 x 48 | 2 | 1 | 8 | 8,205 | 9,540 | 12,422 | 7,625 | 8,198 | - | - | - | - |
| FWNC-9042-XA | 90 x 42 | 2 | 1 | 8 | 8,175 | - | - | - | - | - | - | - | - |
| FWNC-9048-XA | 90 x 48 | 2 | 1 | 8 | 8,914 | 10,319 | 13,351 | 8,305 | 8,907 | - | - | - | - |
| FWNC-9642-XA | 96 x 42 | 2 | 1 | 8 | 8,420 | - | - | - | - | - | - | - | - |
| FWNC-9648-XA | 96 x 48 | 2 | 1 | 8 | 9,198 | 10,602 | 13,635 | 8,588 | 9,191 | - | - | - | - |
| FWNC-10242-XA | 102 x 42 | 2 | 1 | 8 | 9,146 | - | - | - | - | - | - | - | - |
| FWNC-10248-XA | 102 x 48 | 2 | 1 | 8 | 10,009 | 11,492 | 14,692 | 9,365 | 10,001 | - | - | - | - |
| FWNC-10842-XA | 108 x 42 | 2 | 1 | 10 | 9,405 | - | - | - | - | - | - | - | - |
| FWNC-10848-XA | 108 x 48 | 2 | 1 | 10 | 10,309 | 11,792 | 14,993 | 9,666 | 10,301 | - | - | - | - |
| FWNC-10854-XA | 108 x 54 | 2 | 1 | 12 | 11,373 | 12,921 | 16,264 | 10,701 | 11,365 | 13,793 | 14,426 | - | - |
| FWNC-11442-XA | 114 x 42 | 2 | 1 | 10 | 10,172 | - | - | - | - | - | - | - | - |
| FWNC-11448-XA | 114 x 48 | 2 | 1 | 10 | 11,168 | 12,728 | 16,097 | 10,490 | 11,158 | - | - | - | - |
| FWNC-11454-XA | 114 x 54 | 2 | 1 | 12 | 12,336 | 13,965 | 17,484 | 11,628 | 12,327 | 14,884 | 15,551 | - | - |
| FWNC-12042-XA | 120 x 42 | 2 | 1 | 10 | 10,445 | - | - | - | - | - | - | - | - |
| FWNC-12048-XA | 120 x 48 | 2 | 1 | 10 | 11,483 | 13,043 | 16,412 | 10,806 | 11,474 | - | - | - | - |
| FWNC-12054-XA | 120 x 54 | 2 | 1 | 12 | 12,700 | 14,330 | 17,849 | 11,993 | 12,692 | 15,248 | 15,916 | - | - |
| FWNC-13248-XA | 132 x 48 | 2 | 2 | 10 | 12,618 | 14,243 | 17,753 | 11,912 | 12,609 | - | - | - | - |
| FWNC-13254-XA | 132 x 54 | 2 | 2 | 12 | 13,990 | 15,688 | 19,353 | 13,254 | 13,981 | 16,644 | 17,339 | - | - |
| FWNC-14448-XA | 144 x 48 | 2 | 2 | 12 | 13,807 | 15,498 | 19,147 | 13,073 | 13,798 | - | - | - | - |
| FWNC-14454-XA | 144 x 54 | 2 | 2 | 14 | 15,340 | 17,105 | 20,918 | 14,574 | 15,330 | 18,099 | 18,822 | - | - |
| FWNC-14460-XA | 144 x 60 | 2 | 2 | 14 | 17,125 | 18,984 | 23,000 | 16,318 | 17,115 | 20,032 | 20,793 | - | - |
| FWNC-15648-XA | 156 x 48 | 3 | 2 | 14 | 17,644 | 20,205 | 25,737 | 16,533 | 17,630 | - | - | - | - |
| FWNC-15654-XA | 156 x 54 | 3 | 2 | 14 | 19,435 | 22,110 | 27,887 | 18,274 | 19,420 | 20,322 | 21,052 | - | - |
| FWNC-15660-XA | 156 x 60 | 3 | 2 | 14 | 21,529 | 24,347 | 30,432 | 20,306 | 21,514 | 22,464 | 23,232 | - | - |
| FWNC-16854-XA | 168 x 54 | 3 | 2 | 16 | 20,336 | 23,011 | 28,788 | 19,174 | 20,321 | 21,222 | 21,953 | - | - |
| FWNC-16860-XA | 168 x 60 | 3 | 2 | 16 | 22,559 | 25,377 | 31,461 | 21,337 | 22,543 | 23,494 | 24,262 | - | - |
| FWNC-18054-XA | 180 x 54 | 3 | 2 | 16 | 21,236 | 23,911 | 29,689 | 20,075 | 21,221 | 22,173 | 22,943 | - | - |
| FWNC-18060-XA | 180 x 60 | 3 | 2 | 16 | 23,589 | 26,407 | 32,491 | 22,367 | 23,574 | 24,528 | 25,297 | - | - |
| FWNC-19254-XA | 192 x 54 | 3 | 2 | 18 | 22,137 | 24,812 | 30,588 | 20,975 | 22,122 | 23,076 | 23,845 | - | - |
| FWNC-19260-XA | 192 x 60 | 3 | 2 | 18 | 24,619 | 27,436 | 33,521 | 23,396 | 24,604 | 25,558 | 26,327 | - | - |
| FWNC-19266-XA | 192 x 66 | 3 | 4 | 18 | - | 33,967 | 40,420 | 29,681 | 30,962 | 31,914 | 32,683 | - | - |
| FWNC-19272-XA | 192 x 72 | 3 | 4 | 18 | - | 35,619 | 41,021 | 31,333 | 32,614 | 33,565 | 34,335 | - | - |
| FWNC-20454-XA | 204 x 54 | 3 | 2 | 18 | 23,972 | 26,757 | 32,769 | 22,765 | 23,957 | 24,909 | 25,679 | - | - |
| FWNC-20460-XA | 204 x 60 | 3 | 2 | 18 | 26,691 | 29,623 | 35,954 | 25,418 | 26,674 | 27,626 | 28,396 | - | - |
| FWNC-20466-XA | 204 x 66 | 3 | 4 | 18 | - | 36,764 | 43,480 | 32,305 | 33,638 | 34,590 | 35,360 | - | - |
| FWNC-20472-XA | 204 x 72 | 3 | 4 | 18 | - | 38,591 | 44,212 | 34,132 | 35,464 | 36,416 | 37,186 | - | - |
| FWNC-21654-XA | 216 x 54 | 3 | 2 | 20 | 25,517 | 28,369 | 34,527 | 24,279 | 25,502 | 26,454 | 27,224 | - | - |
| FWNC-21660-XA | 216 x 60 | 3 | 2 | 20 | 28,440 | 31,443 | 37,929 | 27,136 | 28,424 | 29,376 | 30,146 | - | - |
| FWNC-21666-XA | 216 x 66 | 3 | 4 | 20 | - | 39,114 | 45,992 | 34,546 | 35,911 | 36,863 | 37,633 | - | - |
| FWNC-21672-XA | 216 x 72 | 3 | 4 | 20 | - | 41,095 | 46,854 | 36,527 | 37,892 | 38,844 | 39,614 | - | - |
| FWNC-22854-XA | 228 x 54 | 3 | 2 | 20 | 26,728 | 29,607 | 35,824 | 25,478 | 26,712 | 27,664 | 28,434 | - | - |
| FWNC-22860-XA | 228 x 60 | 3 | 2 | 20 | 29,818 | 32,850 | 39,398 | 28,502 | 29,802 | 30,754 | 31,524 | - | - |
| FWNC-22866-XA | 228 x 66 | 3 | 4 | 20 | - | 40,953 | 47,897 | 36,341 | 37,720 | 38,672 | 39,442 | - | - |
| FWNC-22872-XA | 228 x 72 | 3 | 4 | 20 | - | 43,065 | 48,877 | 38,452 | 39,831 | 40,783 | 41,553 | - | - |
| FWNC-24054-XA | 240 x 54 | 3 | 2 | 20 | 28,011 | 30,923 | 37,210 | 26,747 | 27,995 | 28,947 | 29,717 | - | - |
| FWNC-24060-XA | 240 x 60 | 3 | 2 | 20 | 31,276 | 34,343 | 40,965 | 29,946 | 31,259 | 32,211 | 32,981 | - | - |
| FWNC-24066-XA | 240 x 66 | 3 | 4 | 20 | - | 42,900 | 49,923 | 38,236 | 39,630 | 40,582 | 41,352 | - | - |
| FWNC-24072-XA | 240 x 72 | 3 | 4 | 20 | - | 45,148 | 51,027 | 40,484 | 41,878 | 42,830 | 43,600 | - | - |



FENIX® TOP WITH REVERSE FLOW EDGE


| BASE OPTIONS | CODE | PRICE | NOTES |
|--|-----------------------|----------------|--|
| Metal Trim Finish Options: | | | |
| Powder Coat | No Code | No Charge | Tapered and Rounded Rectangle Bases are standard with a metal trim detail in either Powder Coat or Clear Anodized. Other finishes available at an upcharge. |
| Clear Anodized | -CA | No Charge | |
| GoldMatt Anodized | -GMA | \$941 | |
| Antique Brass Anodized | -ABA | \$941 | |
| Light Bronze Anodized | -LBA | \$471 | |
| High Polish Finish | -HPF | \$554 | |
| Upholstered Base Option: | | | |
| | | -COM | -A -B -C -D -E -F -G |
| Upholstered Base, 48" Wide Table | -UPH-48 | \$1,045 | \$1,359 \$1,463 \$1,568 \$1,672 \$2,404 \$2,822 \$3,031 |
| Upholstered Base, 54" Wide Table | -UPH-54 | \$1,045 | \$1,411 \$1,516 \$1,550 \$1,725 \$2,508 \$2,926 \$3,135 |
| Upholstered Base, 60" Wide Table | -UPH-60 | \$1,045 | \$1,463 \$1,568 \$1,672 \$1,777 \$2,717 \$3,135 \$3,344 |
| Upholstered Base, 66" Wide Table | -UPH-66 | \$1,045 | \$1,568 \$1,672 \$1,777 \$1,881 \$3,135 \$3,553 \$3,762 |
| Upholstered Base, 72" Wide Table | -UPH-72 | \$1,045 | \$1,672 \$1,777 \$1,881 \$1,986 \$3,658 \$4,076 \$4,285 |
| Acrylic Base Option: | | | |
| Acrylic, 48" Wide Table | -ACR-48 | \$2,000 | Acrylic option applied to end/inner panels of Tapered Bases only. |
| Acrylic, 54" Wide Table | -ACR-54 | \$2,400 | |
| Acrylic, 60" Wide Table | -ACR-60 | \$2,600 | |
| Acrylic, 66" Wide Table | -ACR-66 | \$2,800 | |
| Acrylic, 72" Wide Table | -ACR-72 | \$3,100 | |
| Paint Option: | | | |
| Veneer Rounded Rectangle Base Inner Shell | -PVRR | DEDUCT \$471 | Paint option on Veneer Rounded Rectangle Base Inner Shell |
| Laminate Rounded Rectangle Base Inner Shell | -PLRR | No Charge | Paint option on Laminate Rounded Rectangle Base Inner Shell |
| Fenix Tapered Base End/Inner Panels | -PFTP | DEDUCT \$471 | Paint option on Fenix Tapered Base End/Inner Panels |
| Veneer Tapered Base End/Inner Panels | -PVTP | DEDUCT \$471 | Paint option on Veneer Tapered Base End/Inner Panels |
| Laminate Tapered Base End/Inner Panels | -PLTP | No Charge | Paint option on Laminate Tapered Base End/Inner Panels |
| Remove Center Column for Four Post Base Options: | | | |
| If -P4 base is selected | -4COLP | DEDUCT \$903 | Available on tables 96" and shorter only |
| If -V4 base is selected | -4COLV | DEDUCT \$1,392 | |
| Center Column Base Finish Options: | | | |
| Painted Center Column Base* | -CRP | No Charge | To replace existing middle base (Hoop Base and T-Base only) |
| Veneer Center Column Base* | -CRV | No Charge | |
| Polished Chrome Finish Options: | | | |
| Polished Chrome Hoop Base (2 base tables) | -PCHP2 | \$2,768 | *When specifying -CRV or -CRP in conjunction with a Polished Chrome finish on Hoop Base or T-Base tables with 3 bases, use the upcharge code and pricing for 2 base tables (-PCHP2 or -PCTB2). |
| Polished Chrome Hoop Base (3 base tables) | -PCHP3 | \$4,149 | |
| Polished Chrome T-Base (2 base tables) | -PCTB2 | \$2,768 | |
| Polished Chrome T-Base (3 base tables) | -PCTB3 | \$4,149 | |
| T-Base Combination Finish (2 base tables) | -PCCBF2 | \$1,694 | |
| T-Base Combination Finish (3 base tables) | -PCCBF3 | \$2,542 | |
| TOP OPTIONS | | | |
| Multi-Section Tops: | | | |
| 102", 108", 114" and 120" one-piece tops split into two sections | Specify -2 | \$824 | Power Matrix (center of table location only) cannot be specified when this option is selected |
| 204", 216", 228" or 240" two-piece tops split into four sections | Specify -4 | \$1,642 | |
| POWER OPTIONS | | | |
| Low Profile Perimeter Power Option: | | | |
| 72"-132" Tables | -LPP6C | \$6,532 | See page 29 for location information (10) simplex outlets, (10) USB-A+C ports, (4) Modular AV Inserts/Plates (14) simplex outlets, (14) USB-A+C ports, (4) Modular AV Inserts/Plates (18) simplex outlets, (18) USB-A+C ports, (4) Modular AV Inserts/Plates Replaces USB-A+C ports |
| 144"-156" Tables | -LPP8C | \$9,144 | |
| 168"-240" Tables | -LPP10C | \$12,436 | |
| For USB-C+C | Add -USB-DualC | No Charge | |
| Field-Wired Option: | | | |
| 72"-132" Tables | Add -FW | DEDUCT \$1,945 | Some local electrical codes may require hardwiring of components and may not allow the use of standard modular power systems. A junction box will be provided when ordering the -FW option |
| 144"-156" Tables | Add -FW | DEDUCT \$2,378 | |
| 168"-240" Tables | Add -FW | DEDUCT \$2,913 | |
| Other Power and Data Options: See pages 204-213 | | | |





FENIX® TOP WITH REVERSE FLOW EDGE

EDGE PROFILE



Reverse Flow Edge

GENERAL INFORMATION

- Tops are 1-1/8"-thick with 3/16"-deep hardwood edge band
- Seating capacity based on 27" per person
- Overall table height 29.5"
- T-Base combination finish includes a Polished Chrome foot and Powder Coat vertical column
- Beam finish will match Metal Finish selection. If no Metal Finish is selected, beams will be Foil.
- If Polished Chrome Finish is specified on the T-Base or Hoop Base, the beams will be Foil.
- Tables with three Hoop or T-Bases will default to the same base style for all three bases. An alternate Center Column Base may also be specified above.
- One wire manager included with the Hoop Base table (regardless of table size). Can be adhered to the leg and will default to the finish of the leg. Wire manager on veneer Hoop Bases will be veneered to match the base veneer option. If additional wire management channels are required, they can be purchased separately at the end of the price list.
- Rectangle, Expandable Rectangle, Tapered, Rounded Rectangle, Metal T-Base, Panel, Island, and Center Column bases include a removable access panel
- Tapered and Rounded Rectangle bases standard with a metal trim detail
- Veneer Hoop Base finish will match Top veneer finish
- Upholstery option is applied on the Rounded Rectangle outer base shell or Tapered Base end panel. For COM fabrics, yardage requirement is 1 yard per base.
- Center Wire Chase available on two base tables for more robust wire management needs. See page 213.
- On Tapered base tables with center bases, the center base will default to the finish selections specified for the end bases. Metal finish on center bases will default to the finish selection on the end base.
- On Rounded Rectangle base tables with center bases, both sides of the center base will default to the finish selection specified for the inner shell of the end bases. Metal finish on center base will default to finish selection specified for end base.
- If a powder coat finish is not selected for the Low Profile Perimeter Power, the finish will match the beam metal finish (Foil is the default when Clear Anodized is selected)

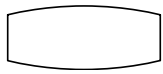
REQUIRED INFORMATION (ORDER CANNOT BE ENTERED WITHOUT THIS INFORMATION)

See appendix pages vi-xii for surface material options.

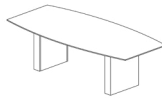
- Choose Veneer Finish
- Choose Laminate Finish, if Laminate base specified
- Choose Fenix Finish, if Fenix base specified
- Choose Paint Finish, if Painted base or paint option specified
- Choose Metal Finish. Clear Anodized (-CA), GoldMatt Anodized (-GMA), Antique Brass Anodized (-ABA) and Light Bronze Anodized (-LBA) not available on T-Base or Hoop Base.
- Choose Powder Coat Finish, if Low Profile Perimeter Power is selected
- Choose Metal Finish for base trim detail, if Tapered or Rounded Rectangle Bases specified
- Choose Upholstery, if Upholstery Base Option specified
- Choose Acrylic Finish, if Acrylic Base Option specified



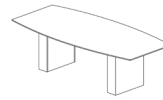
FENIX® TOP WITH REVERSE FLOW EDGE



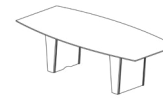
BOAT TOP



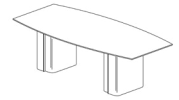
Rectangle Base



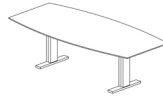
Expandable Rectangle Base



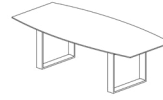
Tapered Base



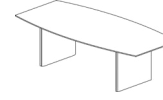
Rounded Rectangle Base



T-Base



Hoop Base



Panel Base



Four Post Base

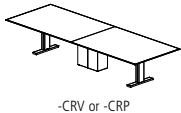
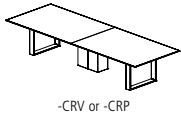
| BOAT TABLES | MODEL # | L x W | BASE QTY | TOP SECTIONS | SEATING CAPACITY | RECTANGLE BASE | | EXPANDABLE RECTANGLE BASE | | TAPERED BASE | | | | ROUNDED RECTANGLE BASE | | |
|---------------|-------------|-------|----------|--------------|------------------|----------------|--------|---------------------------|--------|--------------|---------|--------|--------|------------------------|---------|--------|
| | | | | | | Painted | Veneer | Painted | Veneer | Laminate | Painted | Veneer | Fenix | Laminate | Painted | Veneer |
| | | | | | | -PR | -VR | -PX | -VX | -LTP | -PTP | -VTP | -FTP | -LRR | -PRR | -VRR |
| FWNB-7240-XA | 72 x 32/40 | 2 | 1 | 6 | 7,244 | 7,715 | 7,715 | 8,213 | - | - | - | - | - | - | - | |
| FWNB-7840-XA | 78 x 32/40 | 2 | 1 | 6 | 7,971 | 8,475 | 8,475 | 9,006 | - | - | - | - | - | - | - | |
| FWNB-8444-XA | 84 x 32/44 | 2 | 1 | 8 | 8,748 | 9,269 | 9,269 | 9,819 | 10,538 | 10,538 | 11,081 | 10,589 | 10,890 | 10,890 | 11,447 | |
| FWNB-9044-XA | 90 x 32/44 | 2 | 1 | 8 | 9,466 | 10,014 | 10,014 | 10,593 | 11,349 | 11,349 | 11,920 | 11,403 | 11,719 | 11,719 | 12,305 | |
| FWNB-9648-XA | 96 x 36/48 | 2 | 1 | 8 | 10,054 | 10,602 | 10,602 | 11,181 | 11,937 | 11,937 | 12,508 | 11,991 | 12,308 | 12,308 | 12,894 | |
| FWNB-10248-XA | 102 x 36/48 | 2 | 1 | 8 | 10,913 | 11,492 | 11,492 | 12,102 | 12,900 | 12,900 | 13,503 | 12,957 | 13,291 | 13,291 | 13,910 | |
| FWNB-10848-XA | 108 x 36/48 | 2 | 1 | 10 | 11,213 | 11,792 | 11,792 | 12,403 | 13,201 | 13,201 | 13,803 | 13,258 | 13,591 | 13,591 | 14,211 | |
| FWNB-11450-XA | 114 x 36/50 | 2 | 1 | 10 | 12,881 | 13,516 | 13,516 | 14,188 | 15,066 | 15,066 | 15,728 | 15,128 | 15,495 | 15,495 | 16,176 | |
| FWNB-12050-XA | 120 x 36/50 | 2 | 1 | 10 | 13,223 | 13,858 | 13,858 | 14,530 | 15,408 | 15,408 | 16,070 | 15,470 | 15,837 | 15,837 | 16,518 | |
| FWNB-13254-XA | 132 x 36/54 | 2 | 2 | 10 | 15,026 | 15,688 | 15,688 | 16,388 | 17,302 | 17,302 | 17,992 | 17,367 | 17,750 | 17,750 | 18,458 | |
| FWNB-14454-XA | 144 x 36/54 | 2 | 2 | 12 | 16,416 | 17,105 | 17,105 | 17,832 | 18,784 | 18,784 | 19,502 | 18,852 | 19,250 | 19,250 | 19,986 | |
| FWNB-15654-XA | 156 x 36/54 | 3 | 2 | 12 | 21,067 | 22,110 | 22,110 | 23,212 | 24,653 | 24,653 | 25,741 | 24,756 | 25,359 | 25,359 | 26,476 | |
| FWNB-16860-XA | 168 x 42/60 | 3 | 2 | 14 | 24,278 | 25,377 | 25,377 | 26,538 | 28,056 | 28,056 | 29,201 | 28,163 | 28,799 | 28,799 | 29,975 | |
| FWNB-18060-XA | 180 x 42/60 | 3 | 2 | 14 | 25,308 | 26,407 | 26,407 | 27,568 | 29,085 | 29,085 | 30,231 | 29,193 | 29,828 | 29,828 | 31,005 | |
| FWNB-19272-XA | 192 x 54/72 | 3 | 4 | 18 | 34,452 | 35,619 | 35,619 | 36,850 | 36,817 | 36,817 | 38,591 | 36,965 | 38,032 | 38,032 | 39,855 | |
| FWNB-20472-XA | 204 x 54/72 | 3 | 4 | 18 | 37,378 | 38,591 | 38,591 | 39,873 | 39,839 | 39,839 | 41,683 | 39,992 | 41,102 | 41,102 | 42,999 | |
| FWNB-21672-XA | 216 x 54/72 | 3 | 4 | 20 | 39,852 | 41,095 | 41,095 | 42,407 | 42,372 | 42,372 | 44,263 | 42,530 | 43,668 | 43,668 | 45,611 | |
| FWNB-22872-XA | 228 x 54/72 | 3 | 4 | 20 | 41,809 | 43,065 | 43,065 | 44,390 | 44,355 | 44,355 | 46,263 | 44,514 | 45,662 | 45,662 | 47,623 | |
| FWNB-24072-XA | 240 x 54/72 | 3 | 4 | 20 | 43,880 | 45,148 | 45,148 | 46,489 | 46,453 | 46,453 | 48,382 | 46,613 | 47,775 | 47,775 | 49,758 | |

| BOAT TABLES | MODEL # | L x W | BASE QTY | TOP SECTIONS | SEATING CAPACITY | T-BASE | | HOOP BASE | | PANEL BASE | | FOUR POST BASE | |
|---------------|-------------|-------|----------|--------------|------------------|--------|--------|-----------|--------|------------|--------|----------------|--------|
| | | | | | | Metal | Veneer | Metal | Veneer | Painted | Veneer | Painted | Veneer |
| | | | | | | -TB | -HP | -VHP | -PP | -VP | -P4 | -V4 | |
| FWNB-7240-XA | 72 x 32/40 | 2 | 1 | 6 | 6,509 | - | - | 5,985 | - | 7,244 | 7,715 | | |
| FWNB-7840-XA | 78 x 32/40 | 2 | 1 | 6 | 7,185 | - | - | 6,624 | - | 7,971 | 8,475 | | |
| FWNB-8444-XA | 84 x 32/44 | 2 | 1 | 8 | 7,934 | - | - | 7,354 | 7,927 | 8,748 | 9,269 | | |
| FWNB-9044-XA | 90 x 32/44 | 2 | 1 | 8 | 8,610 | - | - | 8,000 | 8,602 | 9,466 | 10,014 | | |
| FWNB-9648-XA | 96 x 36/48 | 2 | 1 | 8 | 9,198 | 10,602 | 13,635 | 8,588 | 9,191 | 10,054 | 10,602 | | |
| FWNB-10248-XA | 102 x 36/48 | 2 | 1 | 8 | 10,009 | 11,492 | 14,692 | 9,365 | 10,001 | 10,913 | 11,492 | | |
| FWNB-10848-XA | 108 x 36/48 | 2 | 1 | 10 | 10,309 | 11,792 | 14,993 | 9,666 | 10,301 | 11,213 | 11,792 | | |
| FWNB-11450-XA | 114 x 36/50 | 2 | 1 | 10 | 11,887 | 13,516 | 17,035 | 11,179 | 11,878 | 12,881 | 13,516 | | |
| FWNB-12050-XA | 120 x 36/50 | 2 | 1 | 10 | 12,228 | 13,858 | 17,377 | 11,521 | 12,220 | 13,223 | 13,858 | | |
| FWNB-13254-XA | 132 x 36/54 | 2 | 2 | 10 | 13,990 | 15,688 | 19,353 | 13,254 | 13,981 | 15,026 | 15,688 | | |
| FWNB-14454-XA | 144 x 36/54 | 2 | 2 | 12 | 15,340 | 17,105 | 20,918 | 14,574 | 15,330 | 16,416 | 17,105 | | |
| FWNB-15654-XA | 156 x 36/54 | 3 | 2 | 12 | 19,435 | 22,110 | 27,887 | 18,274 | 19,420 | 21,067 | 22,110 | | |
| FWNB-16860-XA | 168 x 42/60 | 3 | 2 | 14 | 22,559 | 25,377 | 31,461 | 21,337 | 22,543 | 24,278 | 25,377 | | |
| FWNB-18060-XA | 180 x 42/60 | 3 | 2 | 14 | 23,589 | 26,407 | 32,491 | 22,367 | 23,574 | 25,308 | 26,407 | | |
| FWNB-19272-XA | 192 x 54/72 | 3 | 4 | 18 | - | 35,619 | 41,021 | 31,333 | 32,614 | 34,452 | 35,619 | | |
| FWNB-20472-XA | 204 x 54/72 | 3 | 4 | 18 | - | 38,591 | 44,212 | 34,132 | 35,464 | 37,378 | 38,591 | | |
| FWNB-21672-XA | 216 x 54/72 | 3 | 4 | 20 | - | 41,095 | 46,854 | 36,527 | 37,892 | 39,852 | 41,095 | | |
| FWNB-22872-XA | 228 x 54/72 | 3 | 4 | 20 | - | 43,065 | 48,877 | 38,452 | 39,831 | 41,809 | 43,065 | | |
| FWNB-24072-XA | 240 x 54/72 | 3 | 4 | 20 | - | 45,148 | 51,027 | 40,484 | 41,878 | 43,880 | 45,148 | | |



FENIX® TOP WITH REVERSE FLOW EDGE


| BASE OPTIONS | CODE | PRICE | NOTES |
|--|-----------------------|----------------|--|
| Metal Trim Finish Options: | | | |
| Powder Coat | No Code | No Charge | Tapered and Rounded Rectangle Bases are standard with a metal trim detail in either Powder Coat or Clear Anodized. Other finishes available at an upcharge. |
| Clear Anodized | -CA | No Charge | |
| GoldMatt Anodized | -GMA | \$941 | |
| Antique Brass Anodized | -ABA | \$941 | |
| Light Bronze Anodized | -LBA | \$471 | |
| High Polish Finish | -HPF | \$554 | |
| Upholstered Base Option: | | | |
| | | -COM | -A -B -C -D -E -F -G |
| Upholstered Base, 44", 48", 50" Wide Tables | -UPH-48 | \$1,045 | \$1,359 \$1,463 \$1,568 \$1,672 \$2,404 \$2,822 \$3,031 |
| Upholstered Base, 54" Wide Table | -UPH-54 | \$1,045 | \$1,411 \$1,516 \$1,550 \$1,725 \$2,508 \$2,926 \$3,135 |
| Upholstered Base, 60" Wide Table | -UPH-60 | \$1,045 | \$1,463 \$1,568 \$1,672 \$1,777 \$2,717 \$3,135 \$3,344 |
| Upholstered Base, 72" Wide Table | -UPH-72 | \$1,045 | \$1,672 \$1,777 \$1,881 \$1,986 \$3,658 \$4,076 \$4,285 |
| Acrylic Base Option: | | | |
| Acrylic, 44", 48", 50" Wide Tables | -ACR-48 | \$2,000 | Acrylic option applied to end/inner panels of Tapered Bases only. |
| Acrylic, 54" Wide Table | -ACR-54 | \$2,400 | |
| Acrylic, 60" Wide Table | -ACR-60 | \$2,600 | |
| Acrylic, 72" Wide Table | -ACR-72 | \$3,100 | |
| Paint Option: | | | |
| Veneer Rounded Rectangle Base Inner Shell | -PVRR | DEDUCT \$471 | Paint option on Veneer Rounded Rectangle Base Inner Shell |
| Laminate Rounded Rectangle Base Inner Shell | -PLRR | No Charge | Paint option on Laminate Rounded Rectangle Base Inner Shell |
| Fenix Tapered Base End/Inner Panels | -PFTP | DEDUCT \$471 | Paint option on Fenix Tapered Base End/Inner Panels |
| Veneer Tapered Base End/Inner Panels | -PVTP | DEDUCT \$471 | Paint option on Veneer Tapered Base End/Inner Panels |
| Laminate Tapered Base End/Inner Panels | -PLTP | No Charge | Paint option on Laminate Tapered Base End/Inner Panels |
| Remove Center Column for Four Post Base Options: | | | |
| If -P4 base is selected | -4COLP | DEDUCT \$903 | Available on tables 96" and shorter only |
| If -V4 base is selected | -4COLV | DEDUCT \$1,392 | |
| Center Column Base Finish Options: | | | |
| Painted Center Column Base* | -CRP | No Charge | To replace existing middle base (Hoop Base and T-Base only) |
| Veneer Center Column Base* | -CRV | No Charge | |
| Polished Chrome Finish Options: | | | |
| Polished Chrome Four Post Base | -PCFB | \$2,768 | *When specifying -CRV or -CRP in conjunction with a Polished Chrome finish on Hoop Base or T-Base tables with 3 bases, use the upcharge code and pricing for 2 base tables (-PCHP2 or -PCTB2). |
| Polished Chrome Hoop Base (2 base tables) | -PCHP2 | \$2,768 | |
| Polished Chrome Hoop Base (3 base tables) | -PCHP3 | \$4,149 | |
| Polished Chrome T-Base (2 base tables) | -PCTB2 | \$2,768 | |
| Polished Chrome T-Base (3 base tables) | -PCTB3 | \$4,149 | |
| T-Base Combination Finish (2 base tables) | -PCCBF2 | \$1,694 | |
| T-Base Combination Finish (3 base tables) | -PCCBF3 | \$2,542 | |
| | | | |
| TOP OPTIONS | | | |
| Multi-Section Tops: | | | |
| 102", 108", 114" and 120" one-piece tops split into two sections | Specify -2 | \$824 | Power Matrix (center of table location only) cannot be specified when this option is selected |
| POWER OPTIONS | | | |
| Low Profile Perimeter Power Option: | | | |
| 72"-132" Tables | -LPP6C | \$6,532 | See page 29 for location information (10) simplex outlets, (10) USB-A+C ports, (4) Modular AV Inserts/Plates |
| 144"-156" Tables | -LPP8C | \$9,144 | |
| 168"-240" Tables | -LPP10C | \$12,436 | |
| For USB-C+C | Add -USB-DualC | No Charge | |
| Field-Wired Option: | | | |
| 72"-132" Tables | Add -FW | DEDUCT \$1,945 | Some local electrical codes may require hardwiring of components and may not allow the use of standard modular power systems. A junction box will be provided when ordering the -FW option |
| 144"-156" Tables | Add -FW | DEDUCT \$2,378 | |
| 168"-240" Tables | Add -FW | DEDUCT \$2,913 | |
| Other Power and Data Options: See pages 204-213 | | | |





FENIX® TOP WITH REVERSE FLOW EDGE

EDGE PROFILE



Reverse Flow Edge

GENERAL INFORMATION

- Tops are 1-1/8"-thick with 3/16"-deep hardwood edge band
- Seating capacity based on 27" per person
- Overall table height 29.5"
- Four Post Base includes a 12"x24" center column for wire management. Center column may be removed from tables 96" and shorter with options -4COLP or -4COLV above. On tables over 96", the center column is required for support.
- T-Base combination finish includes a Polished Chrome foot and Powder Coat vertical column
- Beam finish will match Metal Finish selection. If no Metal Finish is selected, beams will be Foil.
- If Polished Chrome Finish is specified on the T-Base or Hoop Base, the beams will be Foil. If Polished Chrome Finish is specified on the Four Post Base, the beams will be Clear Anodized.
- Tables with three Hoop or T-Bases will default to the same base style for all three bases. An alternate Center Column Base may also be specified above.
- One wire manager included with the Hoop Base table (regardless of table size). Can be adhered to the leg and will default to the finish of the leg.
- Wire manager on veneer Hoop Bases will be veneered to match the base veneer option. If additional wire management channels are required, they can be purchased separately at the end of the price list.
- Rectangle, Expandable Rectangle, Tapered, Rounded Rectangle, Metal T-Base, Panel, Island, and Center Column bases include a removable access panel
- Tapered and Rounded Rectangle bases standard with a metal trim detail
- Veneer Hoop Base finish will match Top veneer finish
- Upholstery option is applied on the Rounded Rectangle outer base shell or Tapered Base end panel. For COM fabrics, yardage requirement is 1 yard per base.
- Center Wire Chase available on two base tables for more robust wire management needs. See page 213.
- On Tapered base tables with center bases, the center base will default to the finish selections specified for the end bases. Metal finish on center bases will default to the finish selection on the end base.
- On Rounded Rectangle base tables with center bases, both sides of the center base will default to the finish selection specified for the inner shell of the end bases. Metal finish on center base will default to finish selection specified for end base.
- If a powder coat finish is not selected for the Low Profile Perimeter Power, the finish will match the beam metal finish (Foil is the default when Clear Anodized is selected)

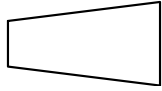
REQUIRED INFORMATION (ORDER CANNOT BE ENTERED WITHOUT THIS INFORMATION)

See appendix pages vi-xii for surface material options.

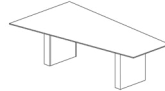
- Choose Veneer Finish
- Choose Laminate Finish, if Laminate base specified
- Choose Fenix Finish, if Fenix base specified
- Choose Paint Finish, if Painted base or paint option specified
- Choose Metal Finish. Clear Anodized (-CA), GoldMatt Anodized (-GMA), Antique Brass Anodized (-ABA) and Light Bronze Anodized (-LBA) not available on T-Base or Hoop Base.
- Choose Powder Coat Finish, if Low Profile Perimeter Power is selected
- Choose Metal Finish for base trim detail, if Tapered or Rounded Rectangle Bases specified
- Choose Upholstery, if Upholstery Base Option specified
- Choose Acrylic Finish, if Acrylic Base Option specified



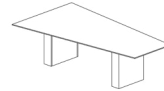
FENIX® TOP WITH REVERSE FLOW EDGE



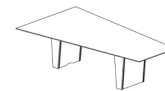
SIGHT LINE TOP



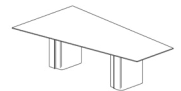
Rectangle Base



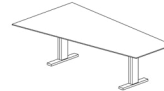
Expandable Rectangle Base



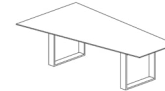
Tapered Base



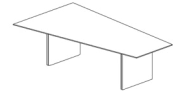
Rounded Rectangle Base



T-Base



Hoop Base



Panel Base

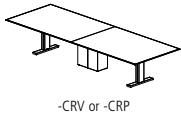
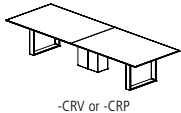
| SIGHT LINE TABLES | MODEL # | L x W | BASE QTY | TOP SECTIONS | SEATING CAPACITY | RECTANGLE BASE | | EXPANDABLE RECTANGLE BASE | | TAPERED BASE | | | ROUNDED RECTANGLE BASE | | | |
|-------------------|-------------|-------|----------|--------------|------------------|----------------|--------|---------------------------|--------|--------------|---------|--------|------------------------|----------|---------|--------|
| | | | | | | Painted | Veneer | Painted | Veneer | Laminate | Painted | Veneer | Fenix | Laminate | Painted | Veneer |
| | | | | | | -PR | -VR | -PX | -VX | -LTP | -PTP | -VTP | -FTP | -LRR | -PRR | -VRR |
| FWNA-7254-XA | 72 x 36/54 | 2 | 1 | 7 | 8,621 | 9,129 | 9,129 | 9,667 | 10,369 | 10,369 | 10,899 | 10,418 | 10,713 | 10,713 | 11,257 | |
| FWNA-7856-XA | 78 x 36/56 | 2 | 1 | 7 | 10,176 | 10,749 | 10,749 | 11,354 | 12,145 | 12,145 | 12,742 | 12,201 | 12,532 | 12,532 | 13,145 | |
| FWNA-8458-XA | 84 x 36/58 | 2 | 1 | 9 | 10,664 | 11,236 | 11,236 | 11,842 | 12,633 | 12,633 | 13,229 | 12,690 | 13,020 | 13,020 | 13,633 | |
| FWNA-9060-XA | 90 x 36/60 | 2 | 1 | 9 | 11,755 | 12,357 | 12,357 | 12,994 | 13,825 | 13,825 | 14,454 | 13,886 | 14,233 | 14,233 | 14,878 | |
| FWNA-9660-XA | 96 x 36/60 | 2 | 1 | 9 | 12,134 | 12,737 | 12,737 | 13,373 | 14,205 | 14,205 | 14,833 | 14,265 | 14,613 | 14,613 | 15,257 | |
| FWNA-10260-XA | 102 x 36/60 | 2 | 1 | 9 | 13,209 | 13,845 | 13,845 | 14,516 | 15,395 | 15,395 | 16,057 | 15,457 | 15,825 | 15,825 | 16,506 | |
| FWNA-10860-XA | 108 x 36/60 | 2 | 1 | 11 | 13,608 | 14,244 | 14,244 | 14,917 | 15,795 | 15,795 | 16,458 | 15,857 | 16,225 | 16,225 | 16,905 | |
| FWNA-11460-XA | 114 x 36/60 | 2 | 1 | 11 | 14,747 | 15,416 | 15,416 | 16,124 | 17,048 | 17,048 | 17,746 | 17,114 | 17,500 | 17,500 | 18,218 | |
| FWNA-12066-XA | 120 x 36/66 | 2 | 2 | 11 | 19,050 | 19,760 | 19,760 | 20,509 | 21,490 | 21,490 | 22,230 | 21,560 | 21,970 | 21,970 | 22,730 | |
| FWNA-13268-XA | 132 x 36/68 | 2 | 3 | 11 | 21,394 | 22,134 | 22,134 | 22,915 | 23,936 | 23,936 | 24,707 | 24,009 | 24,436 | 24,436 | 25,227 | |
| FWNA-14470-XA | 144 x 36/70 | 2 | 3 | 13 | 23,929 | 24,698 | 24,698 | 25,511 | 26,573 | 26,573 | 27,374 | 26,648 | 27,092 | 27,092 | 27,916 | |
| FWNA-15672-XA | 156 x 36/72 | 3 | 3 | 13 | 30,054 | 31,220 | 31,220 | 32,451 | 34,061 | 34,061 | 35,276 | 34,175 | 34,848 | 34,848 | 36,096 | |
| FWNA-16876-XA | 168 x 36/76 | 3 | 3 | 15 | 31,557 | 32,689 | 32,689 | 33,885 | 35,448 | 35,448 | 36,629 | 35,560 | 36,214 | 36,214 | 37,427 | |
| FWNA-18078-XA | 180 x 36/78 | 3 | 3 | 15 | 33,550 | 34,682 | 34,682 | 35,878 | 37,441 | 37,441 | 38,622 | 37,554 | 38,207 | 38,207 | 39,420 | |
| FWNA-19278-XA | 192 x 36/78 | 3 | 4 | 17 | 35,074 | 36,206 | 36,206 | 37,402 | 37,370 | 37,370 | 39,094 | 37,514 | 38,551 | 38,551 | 40,321 | |
| FWNA-20478-XA | 204 x 36/78 | 3 | 4 | 17 | 38,085 | 39,264 | 39,264 | 40,509 | 40,476 | 40,476 | 42,268 | 40,625 | 41,704 | 41,704 | 43,546 | |
| FWNA-21678-XA | 216 x 36/78 | 3 | 4 | 19 | 40,640 | 41,846 | 41,846 | 43,122 | 43,088 | 43,088 | 44,924 | 43,241 | 44,346 | 44,346 | 46,234 | |
| FWNA-22878-XA | 228 x 36/78 | 3 | 4 | 19 | 42,668 | 43,886 | 43,886 | 45,173 | 45,139 | 45,139 | 46,993 | 45,294 | 46,409 | 46,409 | 48,314 | |
| FWNA-24078-XA | 240 x 36/78 | 3 | 4 | 19 | 44,810 | 46,042 | 46,042 | 47,345 | 47,310 | 47,310 | 49,184 | 47,466 | 48,594 | 48,594 | 50,521 | |

| SIGHT LINE TABLES | MODEL # | L x W | BASE QTY | TOP SECTIONS | SEATING CAPACITY | T-BASE | HOOP BASE | | PANEL BASE | |
|-------------------|-------------|-------|----------|--------------|------------------|--------|-----------|--------|------------|--------|
| | | | | | | Metal | Metal | Veneer | Painted | Veneer |
| | | | | | | -TB | -HP | -VHP | -PP | -VP |
| FWNA-7254-XA | 72 x 36/54 | 2 | 1 | 7 | | 7,825 | 9,129 | 11,945 | 7,260 | 7,819 |
| FWNA-7856-XA | 78 x 36/56 | 2 | 1 | 7 | | 9,281 | 10,749 | 13,920 | 8,642 | 9,272 |
| FWNA-8458-XA | 84 x 36/58 | 2 | 1 | 9 | | 9,768 | 11,236 | 14,407 | 9,131 | 9,760 |
| FWNA-9060-XA | 90 x 36/60 | 2 | 1 | 9 | | 10,813 | 12,357 | 15,693 | 10,142 | 10,805 |
| FWNA-9660-XA | 96 x 36/60 | 2 | 1 | 9 | | 11,192 | 12,737 | 16,072 | 10,522 | 11,184 |
| FWNA-10260-XA | 102 x 36/60 | 2 | 1 | 9 | | 12,214 | 13,845 | 17,366 | 11,506 | 12,206 |
| FWNA-10860-XA | 108 x 36/60 | 2 | 1 | 11 | | 12,615 | 14,244 | 17,766 | 11,906 | 12,605 |
| FWNA-11460-XA | 114 x 36/60 | 2 | 1 | 11 | | 13,700 | 15,416 | 19,123 | 12,955 | 13,691 |
| FWNA-12066-XA | 120 x 36/66 | 2 | 2 | 11 | | 17,939 | 19,760 | 23,691 | 17,149 | 17,929 |
| FWNA-13268-XA | 132 x 36/68 | 2 | 3 | 11 | | 20,237 | 22,134 | 26,228 | 19,414 | 20,227 |
| FWNA-14470-XA | 144 x 36/70 | 2 | 3 | 13 | | - | 24,698 | 28,956 | 21,870 | 22,715 |
| FWNA-15672-XA | 156 x 36/72 | 3 | 3 | 13 | | - | 31,220 | 36,622 | 26,935 | 28,215 |
| FWNA-16876-XA | 168 x 36/76 | 3 | 3 | 15 | | - | 32,689 | 37,937 | 28,525 | 29,770 |
| FWNA-18078-XA | 180 x 36/78 | 3 | 3 | 15 | | - | 34,682 | 39,930 | 30,518 | 31,763 |
| FWNA-19278-XA | 192 x 36/78 | 3 | 4 | 17 | | - | 36,206 | 41,454 | 32,044 | 33,287 |
| FWNA-20478-XA | 204 x 36/78 | 3 | 4 | 17 | | - | 39,264 | 44,724 | 34,932 | 36,226 |
| FWNA-21678-XA | 216 x 36/78 | 3 | 4 | 19 | | - | 41,846 | 47,441 | 37,409 | 38,736 |
| FWNA-22878-XA | 228 x 36/78 | 3 | 4 | 19 | | - | 43,886 | 49,534 | 39,406 | 40,745 |
| FWNA-24078-XA | 240 x 36/78 | 3 | 4 | 19 | | - | 46,042 | 51,754 | 41,512 | 42,866 |



FENIX® TOP WITH REVERSE FLOW EDGE


| BASE OPTIONS | CODE | PRICE | NOTES |
|--|-----------------------|----------------|--|
| Metal Trim Finish Options: | | | |
| Powder Coat | No Code | No Charge | Tapered and Rounded Rectangle Bases are standard with a metal trim detail in either Powder Coat or Clear Anodized. Other finishes available at an upcharge. |
| Clear Anodized | -CA | No Charge | |
| GoldMatt Anodized | -GMA | \$941 | |
| Antique Brass Anodized | -ABA | \$941 | |
| Light Bronze Anodized | -LBA | \$471 | |
| High Polish Finish | -HPF | \$554 | |
| Upholstered Base Option: | | | |
| | | -COM | -A -B -C -D -E -F -G |
| Upholstered Base, 54", 56", 58" Wide Tables | -UPH-48 | \$1,045 | \$1,359 \$1,463 \$1,568 \$1,672 \$2,404 \$2,822 \$3,031 |
| Upholstered Base, 60" Wide Table | -UPH-54 | \$1,045 | \$1,411 \$1,516 \$1,550 \$1,725 \$2,508 \$2,926 \$3,135 |
| Upholstered Base, 66", 68" Wide Tables | -UPH-60 | \$1,045 | \$1,463 \$1,568 \$1,672 \$1,777 \$2,717 \$3,135 \$3,344 |
| Upholstered Base, 70", 72" Wide Tables | -UPH-66 | \$1,045 | \$1,568 \$1,672 \$1,777 \$1,881 \$3,135 \$3,553 \$3,762 |
| Upholstered Base, 76", 78" Wide Tables | -UPH-72 | \$1,045 | \$1,672 \$1,777 \$1,881 \$1,986 \$3,658 \$4,076 \$4,285 |
| Acrylic Base Option: | | | |
| Acrylic, 54", 56", 58" Wide Tables | -ACR-48 | \$2,000 | Acrylic option applied to end/inner panels of Tapered Bases only. |
| Acrylic, 60" Wide Table | -ACR-54 | \$2,400 | |
| Acrylic, 66", 68" Wide Tables | -ACR-60 | \$2,600 | |
| Acrylic, 70", 72" Wide Tables | -ACR-66 | \$2,800 | |
| Acrylic, 76", 78" Wide Tables | -ACR-72 | \$3,100 | |
| | | | |
| Paint Option: | | | |
| Veneer Rounded Rectangle Base Inner Shell | -PVRR | DEDUCT \$471 | Paint option on Veneer Rounded Rectangle Base Inner Shell |
| Laminate Rounded Rectangle Base Inner Shell | -PLRR | No Charge | Paint option on Laminate Rounded Rectangle Base Inner Shell |
| Fenix Tapered Base End/Inner Panels | -PFTP | DEDUCT \$471 | Paint option on Fenix Tapered Base End/Inner Panels |
| Veneer Tapered Base End/Inner Panels | -PVTP | DEDUCT \$471 | Paint option on Veneer Tapered Base End/Inner Panels |
| Laminate Tapered Base End/Inner Panels | -PLTP | No Charge | Paint option on Laminate Tapered Base End/Inner Panels |
| Remove Center Column for Four Post Base Options: | | | |
| If -P4 base is selected | -4COLP | DEDUCT \$903 | Available on tables 96" and shorter only |
| If -V4 base is selected | -4COLV | DEDUCT \$1,392 | |
| Center Column Base Finish Options: | | | |
| Painted Center Column Base* | -CRP | No Charge | To replace existing middle base (Hoop Base and T-Base only) |
| Veneer Center Column Base* | -CRV | No Charge | |
| Polished Chrome Finish Options: | | | |
| Polished Chrome Hoop Base (2 base tables) | -PCHP2 | \$2,768 | *When specifying -CRV or -CRP in conjunction with a Polished Chrome finish on Hoop Base or T-Base tables with 3 bases, use the upcharge code and pricing for 2 base tables (-PCHP2 or -PCTB2). |
| Polished Chrome Hoop Base (3 base tables) | -PCHP3 | \$4,149 | |
| Polished Chrome T-Base (2 base tables) | -PCTB2 | \$2,768 | |
| Polished Chrome T-Base (3 base tables) | -PCTB3 | \$4,149 | |
| T-Base Combination Finish (2 base tables) | -PCCBF2 | \$1,694 | |
| T-Base Combination Finish (3 base tables) | -PCCBF3 | \$2,542 | |
| TOP OPTIONS | | | |
| | CODE | PRICE | NOTES |
| Multi-Section Tops: | | | |
| 102", 108", 114" and 120" one-piece tops split into two sections | Specify -2 | \$824 | Power Matrix (center of table location only) cannot be specified when this option is selected |
| POWER OPTIONS | | | |
| | CODE | PRICE | NOTES |
| Low Profile Perimeter Power Option: | | | |
| 72"-132" Tables | -LPP6C | \$6,532 | See page 29 for location information (10) simplex outlets, (10) USB-A+C ports, (4) Modular AV Inserts/Plates (14) simplex outlets, (14) USB-A+C ports, (4) Modular AV Inserts/Plates (18) simplex outlets, (18) USB-A+C ports, (4) Modular AV Inserts/Plates Replaces USB-A+C ports |
| 144"-156" Tables | -LPP8C | \$9,144 | |
| 168"-240" Tables | -LPP10C | \$12,436 | |
| For USB-C+C | Add -USB-DualC | No Charge | |
| Field-Wired Option: | | | |
| 72"-132" Tables | Add -FW | DEDUCT \$1,945 | Some local electrical codes may require hardwiring of components and may not allow the use of standard modular power systems. A junction box will be provided when ordering the -FW option |
| 144"-156" Tables | Add -FW | DEDUCT \$2,378 | |
| 168"-240" Tables | Add -FW | DEDUCT \$2,913 | |
| Other Power and Data Options: See pages 204-213 | | | |





FENIX® TOP WITH REVERSE FLOW EDGE

EDGE PROFILE



Reverse Flow Edge

GENERAL INFORMATION

- Tops are 1-1/8"-thick with 3/16"-deep hardwood edge band
- Seating capacity based on 27" per person
- Overall table height 29.5"
- T-Base combination finish includes a Polished Chrome foot and Powder Coat vertical column
- Beam finish will match Metal Finish selection. If no Metal Finish is selected, beams will be Foil.
- If Polished Chrome Finish is specified on the T-Base or Hoop Base, the beams will be Foil.
- Tables with three Hoop or T-Bases will default to the same base style for all three bases. An alternate Center Column Base may also be specified above.
- One wire manager included with the Hoop Base table (regardless of table size). Can be adhered to the leg and will default to the finish of the leg. Wire manager on veneer Hoop Bases will be veneered to match the base veneer option. If additional wire management channels are required, they can be purchased separately at the end of the price list.
- Rectangle, Expandable Rectangle, Tapered, Rounded Rectangle, Metal T-Base, Panel, Island, and Center Column bases include a removable access panel
- Tapered and Rounded Rectangle bases standard with a metal trim detail
- Veneer Hoop Base finish will match Top veneer finish
- Upholstery option is applied on the Rounded Rectangle outer base shell or Tapered Base end panel. For COM fabrics, yardage requirement is 1 yard per base.
- Center Wire Chase available on two base tables for more robust wire management needs. See page 213.
- On Tapered base tables with center bases, the center base will default to the finish selections specified for the end bases. Metal finish on center bases will default to the finish selection on the end base.
- On Rounded Rectangle base tables with center bases, both sides of the center base will default to the finish selection specified for the inner shell of the end bases. Metal finish on center base will default to finish selection specified for end base.
- If a powder coat finish is not selected for the Low Profile Perimeter Power, the finish will match the beam metal finish (Foil is the default when Clear Anodized is selected)
- Low Profile Perimeter Power option is not available on tables with Panel (-PP & -VP) and Hoop (-HP & -VHP) bases


REQUIRED INFORMATION (ORDER CANNOT BE ENTERED WITHOUT THIS INFORMATION)

See appendix pages vi-xii for surface material options.

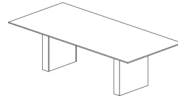
- Choose Veneer Finish
- Choose Laminate Finish, if Laminate base specified
- Choose Fenix Finish, if Fenix base specified
- Choose Paint Finish, if Painted base or paint option specified
- Choose Metal Finish. Clear Anodized (-CA), GoldMatt Anodized (-GMA), Antique Brass Anodized (-ABA) and Light Bronze Anodized (-LBA) not available on T-Base or Hoop Base.
- Choose Powder Coat Finish, if Low Profile Perimeter Power is selected
- Choose Metal Finish for base trim detail, if Tapered or Rounded Rectangle Bases specified
- Choose Upholstery, if Upholstery Base Option specified
- Choose Acrylic Finish, if Acrylic Base Option specified



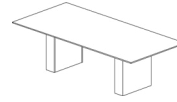
INSET LAMINATE TOP WITH HARDWOOD EDGE



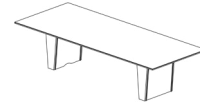
RECTANGLE TOP



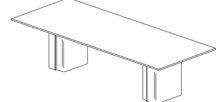
Rectangle Base



Expandable Rectangle Base



Tapered Base




Rounded Rectangle Base

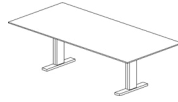
| RECTANGLE TABLES | | | | | RECTANGLE BASE | | EXPANDABLE RECTANGLE BASE | | TAPERED BASE | | | | ROUNDED RECTANGLE BASE | | |
|------------------|----------|----------|--------------|------------------|----------------|--------|---------------------------|--------|--------------|---------|--------|--------|------------------------|---------|--------|
| | | | | | Painted | Veneer | Painted | Veneer | Laminate | Painted | Veneer | Fenix | Laminate | Painted | Veneer |
| MODEL # | L x W | BASE QTY | TOP SECTIONS | SEATING CAPACITY | -PR | -VR | -PX | -VX | -LTP | -PTP | -VTP | -FTP | -LRR | -PRR | -VRR |
| FWNT-7236-V-P | 72 x 36 | 2 | 1 | 6 | 5,775 | 6,162 | 6,162 | 6,570 | - | - | - | - | - | - | - |
| FWNT-7242-V-P | 72 x 42 | 2 | 1 | 6 | 6,562 | 6,982 | 6,982 | 7,426 | - | - | - | - | - | - | - |
| FWNT-7842-V-P | 78 x 42 | 2 | 1 | 6 | 7,226 | 7,676 | 7,676 | 8,150 | - | - | - | - | - | - | - |
| FWNT-8442-V-P | 84 x 42 | 2 | 1 | 8 | 7,434 | 7,884 | 7,884 | 8,358 | - | - | - | - | - | - | - |
| FWNT-8448-V-P | 84 x 48 | 2 | 1 | 8 | 8,053 | 8,518 | 8,518 | 9,009 | 9,651 | 9,651 | 10,136 | 9,696 | 9,966 | 9,966 | 10,463 |
| FWNT-9042-V-P | 90 x 42 | 2 | 1 | 8 | 8,038 | 8,511 | 8,511 | 9,010 | - | - | - | - | - | - | - |
| FWNT-9048-V-P | 90 x 48 | 2 | 1 | 8 | 8,724 | 9,213 | 9,213 | 9,730 | 10,405 | 10,405 | 10,915 | 10,453 | 10,736 | 10,736 | 11,259 |
| FWNT-9642-V-P | 96 x 42 | 2 | 1 | 8 | 8,257 | 8,729 | 8,729 | 9,229 | - | - | - | - | - | - | - |
| FWNT-9648-V-P | 96 x 48 | 2 | 1 | 8 | 8,977 | 9,467 | 9,467 | 9,983 | 10,658 | 10,658 | 11,168 | 10,706 | 10,989 | 10,989 | 11,512 |
| FWNT-10242-V-P | 102 x 42 | 2 | 1 | 8 | 8,947 | 9,446 | 9,446 | 9,973 | - | - | - | - | - | - | - |
| FWNT-10248-V-P | 102 x 48 | 2 | 1 | 8 | 9,743 | 10,260 | 10,260 | 10,806 | 11,518 | 11,518 | 12,056 | 11,569 | 11,867 | 11,867 | 12,420 |
| FWNT-10842-V-P | 108 x 42 | 2 | 1 | 10 | 9,177 | 9,677 | 9,677 | 10,204 | - | - | - | - | - | - | - |
| FWNT-10848-V-P | 108 x 48 | 2 | 1 | 10 | 10,012 | 10,529 | 10,529 | 11,074 | 11,787 | 11,787 | 12,324 | 11,838 | 12,135 | 12,135 | 12,688 |
| FWNT-10854-V-P | 108 x 54 | 2 | 1 | 12 | 10,997 | 11,537 | 11,537 | 12,106 | 12,851 | 12,851 | 13,413 | 12,904 | 13,215 | 13,215 | 13,793 |
| FWNT-11442-V-P | 114 x 42 | 2 | 1 | 10 | 9,904 | 10,430 | 10,430 | 10,984 | - | - | - | - | - | - | - |
| FWNT-11448-V-P | 114 x 48 | 2 | 1 | 10 | 10,821 | 11,364 | 11,364 | 11,938 | 12,688 | 12,688 | 13,254 | 12,742 | 13,056 | 13,056 | 13,637 |
| FWNT-11454-V-P | 114 x 54 | 2 | 1 | 12 | 11,902 | 12,469 | 12,469 | 13,069 | 13,852 | 13,852 | 14,444 | 13,908 | 14,236 | 14,236 | 14,844 |
| FWNT-12042-V-P | 120 x 42 | 2 | 1 | 10 | 10,147 | 10,672 | 10,672 | 11,227 | - | - | - | - | - | - | - |
| FWNT-12048-V-P | 120 x 48 | 2 | 1 | 10 | 11,102 | 11,646 | 11,646 | 12,219 | 12,970 | 12,970 | 13,536 | 13,024 | 13,337 | 13,337 | 13,918 |
| FWNT-12054-V-P | 120 x 54 | 2 | 1 | 12 | 12,228 | 12,795 | 12,795 | 13,395 | 14,178 | 14,178 | 14,770 | 14,234 | 14,562 | 14,562 | 15,170 |
| FWNT-13248-V-P | 132 x 48 | 2 | 2 | 10 | 12,151 | 12,717 | 12,717 | 13,315 | 14,096 | 14,096 | 14,687 | 14,152 | 14,479 | 14,479 | 15,086 |
| FWNT-13254-V-P | 132 x 54 | 2 | 2 | 12 | 13,416 | 14,007 | 14,007 | 14,632 | 15,448 | 15,448 | 16,065 | 15,506 | 15,848 | 15,848 | 16,480 |
| FWNT-14448-V-P | 144 x 48 | 2 | 2 | 12 | 13,248 | 13,837 | 13,837 | 14,459 | 15,272 | 15,272 | 15,885 | 15,329 | 15,670 | 15,670 | 16,300 |
| FWNT-14454-V-P | 144 x 54 | 2 | 2 | 14 | 14,657 | 15,273 | 15,273 | 15,922 | 16,771 | 16,771 | 17,412 | 16,832 | 17,187 | 17,187 | 17,845 |
| FWNT-14460-V-P | 144 x 60 | 2 | 2 | 14 | 16,303 | 16,950 | 16,950 | 17,634 | 18,528 | 18,528 | 19,204 | 18,592 | 18,967 | 18,967 | 19,659 |
| FWNT-15648-V-P | 156 x 48 | 3 | 2 | 14 | 17,148 | 18,041 | 18,041 | 18,984 | 20,215 | 20,215 | 21,145 | 20,303 | 20,818 | 20,818 | 21,773 |
| FWNT-15654-V-P | 156 x 54 | 3 | 2 | 14 | 18,810 | 19,742 | 19,742 | 20,725 | 22,011 | 22,011 | 22,983 | 22,104 | 22,642 | 22,642 | 23,640 |
| FWNT-15660-V-P | 156 x 60 | 3 | 2 | 14 | 20,757 | 21,738 | 21,738 | 22,775 | 24,130 | 24,130 | 25,153 | 24,227 | 24,794 | 24,794 | 25,843 |
| FWNT-16854-V-P | 168 x 54 | 3 | 2 | 16 | 19,613 | 20,546 | 20,546 | 21,529 | 22,816 | 22,816 | 23,787 | 22,907 | 23,446 | 23,446 | 24,443 |
| FWNT-16860-V-P | 168 x 60 | 3 | 2 | 16 | 21,677 | 22,658 | 22,658 | 23,694 | 25,050 | 25,050 | 26,072 | 25,146 | 25,713 | 25,713 | 26,764 |
| FWNT-18054-V-P | 180 x 54 | 3 | 2 | 16 | 20,417 | 21,349 | 21,349 | 22,334 | 23,620 | 23,620 | 24,591 | 23,711 | 24,250 | 24,250 | 25,247 |
| FWNT-18060-V-P | 180 x 60 | 3 | 2 | 16 | 22,596 | 23,577 | 23,577 | 24,614 | 25,969 | 25,969 | 26,992 | 26,065 | 26,632 | 26,632 | 27,683 |
| FWNT-19254-V-P | 192 x 54 | 3 | 2 | 18 | 21,221 | 22,153 | 22,153 | 23,138 | 24,293 | 24,293 | 25,514 | 24,398 | 25,093 | 25,093 | 26,354 |
| FWNT-19260-V-P | 192 x 60 | 3 | 2 | 18 | 23,516 | 24,497 | 24,497 | 25,533 | 26,751 | 26,751 | 28,036 | 26,861 | 27,594 | 27,594 | 28,920 |
| FWNT-19266-V-P | 192 x 66 | 3 | 4 | 18 | 29,286 | 30,327 | 30,327 | 31,426 | 32,716 | 32,716 | 34,080 | 32,835 | 33,611 | 33,611 | 35,018 |
| FWNT-19272-V-P | 192 x 72 | 3 | 4 | 18 | 30,761 | 31,803 | 31,803 | 32,902 | 32,872 | 32,872 | 34,456 | 33,005 | 33,957 | 33,957 | 35,584 |
| FWNT-20454-V-P | 204 x 54 | 3 | 2 | 18 | 22,921 | 23,890 | 23,890 | 24,914 | 26,117 | 26,117 | 27,387 | 26,225 | 26,949 | 26,949 | 28,261 |
| FWNT-20460-V-P | 204 x 60 | 3 | 2 | 18 | 25,428 | 26,449 | 26,449 | 27,527 | 28,794 | 28,794 | 30,132 | 28,909 | 29,671 | 29,671 | 31,052 |
| FWNT-20466-V-P | 204 x 66 | 3 | 4 | 18 | 31,742 | 32,825 | 32,825 | 33,969 | 35,311 | 35,311 | 36,731 | 35,434 | 36,242 | 36,242 | 37,707 |
| FWNT-20472-V-P | 204 x 72 | 3 | 4 | 18 | 33,373 | 34,456 | 34,456 | 35,601 | 35,570 | 35,570 | 37,217 | 35,707 | 36,699 | 36,699 | 38,392 |
| FWNT-21654-V-P | 216 x 54 | 3 | 2 | 20 | 24,336 | 25,329 | 25,329 | 26,378 | 27,610 | 27,610 | 28,911 | 27,722 | 28,463 | 28,463 | 29,807 |
| FWNT-21660-V-P | 216 x 60 | 3 | 2 | 20 | 27,028 | 28,075 | 28,075 | 29,179 | 30,477 | 30,477 | 31,847 | 30,594 | 31,375 | 31,375 | 32,790 |
| FWNT-21666-V-P | 216 x 66 | 3 | 4 | 20 | 33,814 | 34,923 | 34,923 | 36,095 | 37,471 | 37,471 | 38,924 | 37,595 | 38,423 | 38,423 | 39,924 |
| FWNT-21672-V-P | 216 x 72 | 3 | 4 | 20 | 35,583 | 36,692 | 36,692 | 37,864 | 37,833 | 37,833 | 39,520 | 37,973 | 38,989 | 38,989 | 40,724 |
| FWNT-22854-V-P | 228 x 54 | 3 | 2 | 20 | 25,432 | 26,435 | 26,435 | 27,494 | 28,738 | 28,738 | 30,511 | 28,850 | 29,599 | 29,599 | 30,955 |
| FWNT-22860-V-P | 228 x 60 | 3 | 2 | 20 | 28,275 | 29,330 | 29,330 | 30,447 | 31,755 | 31,755 | 33,139 | 31,874 | 32,663 | 32,663 | 34,090 |
| FWNT-22866-V-P | 228 x 66 | 3 | 4 | 20 | 35,445 | 36,565 | 36,565 | 37,749 | 39,137 | 39,137 | 40,604 | 39,263 | 40,099 | 40,099 | 41,614 |
| FWNT-22872-V-P | 228 x 72 | 3 | 4 | 20 | 37,330 | 38,451 | 38,451 | 39,634 | 39,603 | 39,603 | 41,306 | 39,744 | 40,770 | 40,770 | 42,521 |
| FWNT-24054-V-P | 240 x 54 | 3 | 2 | 20 | 26,596 | 27,610 | 27,610 | 28,681 | 29,938 | 29,938 | 31,267 | 30,052 | 30,809 | 30,809 | 32,181 |
| FWNT-24060-V-P | 240 x 60 | 3 | 2 | 20 | 29,595 | 30,664 | 30,664 | 31,792 | 33,115 | 33,115 | 34,515 | 33,236 | 34,033 | 34,033 | 35,478 |
| FWNT-24066-V-P | 240 x 66 | 3 | 4 | 20 | 37,171 | 38,303 | 38,303 | 39,501 | 40,904 | 40,904 | 42,388 | 41,031 | 41,877 | 41,877 | 43,409 |
| FWNT-24072-V-P | 240 x 72 | 3 | 4 | 20 | 39,178 | 40,310 | 40,310 | 41,508 | 41,476 | 41,476 | 43,198 | 41,619 | 42,656 | 42,656 | 44,427 |



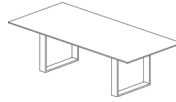
INSET LAMINATE TOP WITH HARDWOOD EDGE



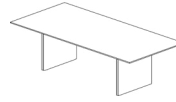
RECTANGLE TOP



T-Base



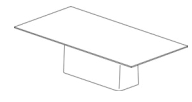
Hoop Base



Panel Base



Four Post Base



Island Base

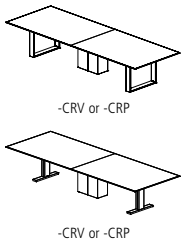
RECTANGLE TABLES

| MODEL # | L x W | BASE QTY | TOP SECTIONS | SEATING CAPACITY | T-BASE | | HOOP BASE | | PANEL BASE | | FOUR POST BASE | | ISLAND BASE | | | | |
|----------------|----------|----------|--------------|------------------|--------|--------|-----------|--------|------------|--------|----------------|--------|-------------|-----|---------|-----|--------|
| | | | | | Metal | -TB | Metal | -HP | Veneer | -VHP | Painted | -PP | Veneer | -VP | Painted | -P4 | Veneer |
| FWNT-7236-V-P | 72 x 36 | 2 | 1 | 6 | 5,172 | - | - | - | - | 5,775 | 6,162 | - | - | | | | |
| FWNT-7242-V-P | 72 x 42 | 2 | 1 | 6 | 5,905 | - | - | - | - | 6,562 | 6,982 | - | - | | | | |
| FWNT-7842-V-P | 78 x 42 | 2 | 1 | 6 | 6,524 | - | - | - | - | 7,226 | 7,676 | - | - | | | | |
| FWNT-8442-V-P | 84 x 42 | 2 | 1 | 8 | 6,731 | - | - | - | - | 7,434 | 7,884 | - | - | | | | |
| FWNT-8448-V-P | 84 x 48 | 2 | 1 | 8 | 7,326 | 8,518 | 11,091 | 6,808 | 7,320 | 8,053 | 8,518 | - | - | | | | |
| FWNT-9042-V-P | 90 x 42 | 2 | 1 | 8 | 7,299 | - | - | 6,772 | 7,292 | 8,038 | 8,511 | - | - | | | | |
| FWNT-9048-V-P | 90 x 48 | 2 | 1 | 8 | 7,959 | 9,213 | 11,921 | 7,415 | 7,953 | 8,724 | 9,213 | - | - | | | | |
| FWNT-9642-V-P | 96 x 42 | 2 | 1 | 8 | 7,518 | - | - | 6,992 | 7,511 | 8,257 | 8,729 | - | - | | | | |
| FWNT-9648-V-P | 96 x 48 | 2 | 1 | 8 | 8,213 | 9,467 | 12,174 | 7,668 | 8,206 | 8,977 | 9,467 | - | - | | | | |
| FWNT-10242-V-P | 102 x 42 | 2 | 1 | 8 | 8,166 | - | - | 7,612 | 8,160 | 8,947 | 9,446 | - | - | | | | |
| FWNT-10248-V-P | 102 x 48 | 2 | 1 | 8 | 8,936 | 10,260 | 13,118 | 8,362 | 8,930 | 9,743 | 10,260 | - | - | | | | |
| FWNT-10842-V-P | 108 x 42 | 2 | 1 | 10 | 8,398 | - | - | 7,842 | 8,390 | 9,177 | 9,677 | - | - | | | | |
| FWNT-10848-V-P | 108 x 48 | 2 | 1 | 10 | 9,205 | 10,529 | 13,386 | 8,630 | 9,197 | 10,012 | 10,529 | - | - | | | | |
| FWNT-10854-V-P | 108 x 54 | 2 | 1 | 12 | 10,155 | 11,537 | 14,521 | 9,554 | 10,147 | 10,997 | 11,537 | 12,315 | 12,881 | | | | |
| FWNT-11442-V-P | 114 x 42 | 2 | 1 | 10 | 9,082 | - | - | 8,498 | 9,075 | 9,904 | 10,430 | - | - | | | | |
| FWNT-11448-V-P | 114 x 48 | 2 | 1 | 10 | 9,971 | 11,364 | 14,372 | 9,366 | 9,963 | 10,821 | 11,364 | - | - | | | | |
| FWNT-11454-V-P | 114 x 54 | 2 | 1 | 12 | 11,014 | 12,469 | 15,611 | 10,382 | 11,006 | 11,902 | 12,469 | 13,289 | 13,884 | | | | |
| FWNT-12042-V-P | 120 x 42 | 2 | 1 | 10 | 9,326 | - | - | 8,741 | 9,318 | 10,147 | 10,672 | - | - | | | | |
| FWNT-12048-V-P | 120 x 48 | 2 | 1 | 10 | 10,253 | 11,646 | 14,654 | 9,648 | 10,244 | 11,102 | 11,646 | - | - | | | | |
| FWNT-12054-V-P | 120 x 54 | 2 | 1 | 12 | 11,340 | 12,795 | 15,937 | 10,708 | 11,332 | 12,228 | 12,795 | 13,614 | 14,210 | | | | |
| FWNT-13248-V-P | 132 x 48 | 2 | 2 | 10 | 11,266 | 12,717 | 15,851 | 10,636 | 11,258 | 12,151 | 12,717 | - | - | | | | |
| FWNT-13254-V-P | 132 x 54 | 2 | 2 | 12 | 12,492 | 14,007 | 17,280 | 11,834 | 12,483 | 13,416 | 14,007 | 14,861 | 15,481 | | | | |
| FWNT-14448-V-P | 144 x 48 | 2 | 2 | 12 | 12,328 | 13,837 | 17,096 | 11,672 | 12,320 | 13,248 | 13,837 | - | - | | | | |
| FWNT-14454-V-P | 144 x 54 | 2 | 2 | 14 | 13,696 | 15,273 | 18,677 | 13,012 | 13,688 | 14,657 | 15,273 | 16,160 | 16,805 | | | | |
| FWNT-14460-V-P | 144 x 60 | 2 | 2 | 14 | 15,291 | 16,950 | 20,535 | 14,570 | 15,281 | 16,303 | 16,950 | 17,886 | 18,565 | | | | |
| FWNT-15648-V-P | 156 x 48 | 3 | 2 | 14 | 15,754 | 18,041 | 22,979 | 14,761 | 15,741 | 17,148 | 18,041 | - | - | | | | |
| FWNT-15654-V-P | 156 x 54 | 3 | 2 | 14 | 17,353 | 19,742 | 24,899 | 16,316 | 17,339 | 18,810 | 19,742 | 18,144 | 18,797 | | | | |
| FWNT-15660-V-P | 156 x 60 | 3 | 2 | 14 | 19,223 | 21,738 | 27,171 | 18,130 | 19,209 | 20,757 | 21,738 | 20,057 | 20,743 | | | | |
| FWNT-16854-V-P | 168 x 54 | 3 | 2 | 16 | 18,157 | 20,546 | 25,704 | 17,120 | 18,144 | 19,613 | 20,546 | 18,949 | 19,601 | | | | |
| FWNT-16860-V-P | 168 x 60 | 3 | 2 | 16 | 20,142 | 22,658 | 28,091 | 19,051 | 20,128 | 21,677 | 22,658 | 20,977 | 21,663 | | | | |
| FWNT-18054-V-P | 180 x 54 | 3 | 2 | 16 | 18,961 | 21,349 | 26,508 | 17,924 | 18,948 | 20,417 | 21,349 | 25,636 | 26,941 | | | | |
| FWNT-18060-V-P | 180 x 60 | 3 | 2 | 16 | 21,062 | 23,577 | 29,010 | 19,970 | 21,048 | 22,596 | 23,577 | 28,093 | 29,467 | | | | |
| FWNT-19254-V-P | 192 x 54 | 3 | 2 | 18 | 19,765 | 22,153 | 27,311 | 18,728 | 19,752 | 21,221 | 22,153 | 26,441 | 27,745 | | | | |
| FWNT-19260-V-P | 192 x 60 | 3 | 2 | 18 | 21,981 | 24,497 | 29,930 | 20,890 | 21,968 | 23,516 | 24,497 | 29,013 | 30,386 | | | | |
| FWNT-19266-V-P | 192 x 66 | 3 | 4 | 18 | - | 30,327 | 36,089 | 26,501 | 27,645 | 29,286 | 30,327 | 35,117 | 36,573 | | | | |
| FWNT-19272-V-P | 192 x 72 | 3 | 4 | 18 | - | 31,803 | 36,626 | 27,976 | 29,120 | 30,761 | 31,803 | 36,592 | 38,048 | | | | |
| FWNT-20454-V-P | 204 x 54 | 3 | 2 | 18 | 21,404 | 23,890 | 29,258 | 20,326 | 21,391 | 22,921 | 23,890 | 28,351 | 29,708 | | | | |
| FWNT-20460-V-P | 204 x 60 | 3 | 2 | 18 | 23,832 | 26,449 | 32,102 | 22,695 | 23,816 | 25,428 | 26,449 | 31,148 | 32,577 | | | | |
| FWNT-20466-V-P | 204 x 66 | 3 | 4 | 18 | - | 32,825 | 38,821 | 28,844 | 30,034 | 31,742 | 32,825 | 37,809 | 39,324 | | | | |
| FWNT-20472-V-P | 204 x 72 | 3 | 4 | 18 | - | 34,456 | 39,475 | 30,475 | 31,665 | 33,373 | 34,456 | 39,440 | 40,955 | | | | |
| FWNT-21654-V-P | 216 x 54 | 3 | 2 | 20 | 22,784 | 25,329 | 30,827 | 21,678 | 22,769 | 24,336 | 25,329 | 29,899 | 31,289 | | | | |
| FWNT-21660-V-P | 216 x 60 | 3 | 2 | 20 | 25,393 | 28,075 | 33,866 | 24,228 | 25,378 | 27,028 | 28,075 | 32,887 | 34,351 | | | | |
| FWNT-21666-V-P | 216 x 66 | 3 | 4 | 20 | - | 34,923 | 41,065 | 30,844 | 32,063 | 33,814 | 34,923 | 40,028 | 41,580 | | | | |
| FWNT-21672-V-P | 216 x 72 | 3 | 4 | 20 | - | 36,692 | 41,834 | 32,613 | 33,832 | 35,583 | 36,692 | 41,797 | 43,350 | | | | |
| FWNT-22854-V-P | 228 x 54 | 3 | 2 | 20 | 23,865 | 26,435 | 31,986 | 22,749 | 23,850 | 25,432 | 26,435 | 31,049 | 32,452 | | | | |
| FWNT-22860-V-P | 228 x 60 | 3 | 2 | 20 | 26,623 | 29,330 | 35,177 | 25,448 | 26,609 | 28,275 | 29,330 | 34,190 | 35,668 | | | | |
| FWNT-22866-V-P | 228 x 66 | 3 | 4 | 20 | - | 36,565 | 42,766 | 32,447 | 33,678 | 35,445 | 36,565 | 41,719 | 43,286 | | | | |
| FWNT-22872-V-P | 228 x 72 | 3 | 4 | 20 | - | 38,451 | 43,641 | 34,332 | 35,564 | 37,330 | 38,451 | 43,605 | 45,171 | | | | |
| FWNT-24054-V-P | 240 x 54 | 3 | 2 | 20 | 25,010 | 27,610 | 33,223 | 23,882 | 24,996 | 26,596 | 27,610 | 32,276 | 33,694 | | | | |
| FWNT-24060-V-P | 240 x 60 | 3 | 2 | 20 | 27,925 | 30,664 | 36,576 | 26,737 | 27,910 | 29,595 | 30,664 | 35,578 | 37,072 | | | | |
| FWNT-24066-V-P | 240 x 66 | 3 | 4 | 20 | - | 38,303 | 44,574 | 34,140 | 35,384 | 37,171 | 38,303 | 43,516 | 45,101 | | | | |
| FWNT-24072-V-P | 240 x 72 | 3 | 4 | 20 | - | 40,310 | 45,560 | 36,147 | 37,391 | 39,178 | 40,310 | 45,523 | 47,108 | | | | |



INSET LAMINATE TOP WITH HARDWOOD EDGE


| BASE OPTIONS | CODE | PRICE | NOTES |
|--|-----------------------|-------------------|--|
| Metal Trim Finish Options: | | | |
| Powder Coat | No Code | No Charge | Tapered and Rounded Rectangle Bases are standard with a metal trim detail in either Powder Coat or Clear Anodized. Other finishes available at an upcharge. |
| Clear Anodized | -CA | No Charge | |
| GoldMatt Anodized | -GMA | \$941 | |
| Antique Brass Anodized | -ABA | \$941 | |
| Light Bronze Anodized | -LBA | \$471 | |
| High Polish Finish | -HPF | \$554 | |
| Upholstered Base Option: | | | |
| | | -COM | -A -B -C -D -E -F -G |
| Upholstered Base, 48" Wide Table | -UPH-48 | \$1,045 | \$1,359 \$1,463 \$1,568 \$1,672 \$2,404 \$2,822 \$3,031 |
| Upholstered Base, 54" Wide Table | -UPH-54 | \$1,045 | \$1,411 \$1,516 \$1,550 \$1,725 \$2,508 \$2,926 \$3,135 |
| Upholstered Base, 60" Wide Table | -UPH-60 | \$1,045 | \$1,463 \$1,568 \$1,672 \$1,777 \$2,717 \$3,135 \$3,344 |
| Upholstered Base, 66" Wide Table | -UPH-66 | \$1,045 | \$1,568 \$1,672 \$1,777 \$1,881 \$3,135 \$3,553 \$3,762 |
| Upholstered Base, 72" Wide Table | -UPH-72 | \$1,045 | \$1,672 \$1,777 \$1,881 \$1,986 \$3,658 \$4,076 \$4,285 |
| Acrylic Base Option: | | | |
| Acrylic, 48" Wide Table | -ACR-48 | \$2,000 | Acrylic option applied to end/inner panels of Tapered Bases only. |
| Acrylic, 54" Wide Table | -ACR-54 | \$2,400 | |
| Acrylic, 60" Wide Table | -ACR-60 | \$2,600 | |
| Acrylic, 66" Wide Table | -ACR-66 | \$2,800 | |
| Acrylic, 72" Wide Table | -ACR-72 | \$3,100 | |
| Paint Option: | | | |
| Veneer Rounded Rectangle Base Inner Shell | -PVRR | DEDUCT \$471 | Paint option on Veneer Rounded Rectangle Base Inner Shell |
| Laminate Rounded Rectangle Base Inner Shell | -PLRR | No Charge | Paint option on Laminate Rounded Rectangle Base Inner Shell |
| Fenix Tapered Base End/Inner Panels | -PFTP | DEDUCT \$471 | Paint option on Fenix Tapered Base End/Inner Panels |
| Veneer Tapered Base End/Inner Panels | -PVTP | DEDUCT \$471 | Paint option on Veneer Tapered Base End/Inner Panels |
| Laminate Tapered Base End/Inner Panels | -PLTP | No Charge | Paint option on Laminate Tapered Base End/Inner Panels |
| Remove Center Column for Four Post Base Options: | | | |
| If -P4 base is selected | -4COLP | DEDUCT \$903 | Available on tables 96" and shorter only |
| If -V4 base is selected | -4COLV | DEDUCT \$1,392 | |
| Center Column Base Finish Options: | | | |
| Painted Center Column Base* | -CRP | No Charge | To replace existing middle base (Hoop Base and T-Base only) |
| Veneer Center Column Base* | -CRV | No Charge | |
| Polished Chrome Finish Options: | | | |
| Polished Chrome Four Post Base | -PCFB | \$2,768 | *When specifying -CRV or -CRP in conjunction with a Polished Chrome finish on Hoop Base or T-Base tables with 3 bases, use the upcharge code and pricing for 2 base tables (-PCHP2 or -PCTB2). |
| Polished Chrome Hoop Base (2 base tables) | -PCHP2 | \$2,768 | |
| Polished Chrome Hoop Base (3 base tables) | -PCHP3 | \$4,149 | |
| Polished Chrome T-Base (2 base tables) | -PCTB2 | \$2,768 | |
| Polished Chrome T-Base (3 base tables) | -PCTB3 | \$4,149 | |
| T-Base Combination Finish (2 base tables) | -PCCBF2 | \$1,694 | |
| T-Base Combination Finish (3 base tables) | -PCCBF3 | \$2,542 | |
| TOP OPTIONS | | | |
| Multi-Section Tops: | | | |
| 102", 108", 114" and 120" one-piece tops split into two sections | Specify -2 | \$824 | Power Matrix (center of table location only) cannot be specified when this option is selected |
| 204", 216", 228" or 240" two-piece tops split into four sections | Specify -4 | \$1,642 | |
| POWER OPTIONS | | | |
| Low Profile Perimeter Power Option: | | | See page 29 for location information |
| 72"-132" Tables | -LPP6C | \$6,532 | (10) simplex outlets, (10) USB-A+C ports, (4) Modular AV Inserts/Plates |
| 144"-156" Tables | -LPP8C | \$9,144 | |
| 168"-240" Tables | -LPP10C | \$12,436 | |
| For USB-C+C | Add -USB-DualC | No Charge | |
| Field-Wired Option: | | | Some local electrical codes may require hardwiring of components and may not allow the use of standard modular power systems. A junction box will be provided when ordering the -FW option |
| 72"-132" Tables | Add -FW | DEDUCT \$1,945 | |
| 144"-156" Tables | Add -FW | DEDUCT \$2,378 | |
| 168"-240" Tables | Add -FW | DEDUCT \$2,913 | |
| Other Power and Data Options: | | See pages 204-213 | |





INSET LAMINATE TOP WITH HARDWOOD EDGE

EDGE PROFILE



Reverse Flow Edge

GENERAL INFORMATION

- Tops are 1-1/8" thick with 3/16" deep hardwood edge band
- Seating capacity based on 27" per person
- Overall table height 29.5"
- Four Post Base includes a 12"x24" center column for wire management. Center column may be removed from tables 96" and shorter with options -4COLP or -4COLV above. On tables over 96", the center column is required for support.
- T-Base combination finish includes a Polished Chrome foot and Powder Coat vertical column
- Beam finish will match Metal Finish selection. If no Metal Finish is selected, beams will be Foil.
- If Polished Chrome Finish is specified on the T-Base or Hoop Base, the beams will be Foil. If Polished Chrome Finish is specified on the Four Post Base, the beams will be Clear Anodized.
- Tables with three Hoop or T-Bases will default to the same base style for all three bases. An alternate Center Column Base may also be specified above.
- One wire manager included with the Hoop Base table (regardless of table size). Can be adhered to the leg and will default to the finish of the leg. Wire manager on veneer Hoop Bases will be veneered to match the base veneer option. If additional wire management channels are required, they can be purchased separately at the end of the price list.
- Rectangle, Expandable Rectangle, Tapered, Rounded Rectangle, Metal T-Base, Panel, Island, and Center Column bases include a removable access panel
- Tapered and Rounded Rectangle bases standard with a metal trim detail
- Veneer Hoop Base finish will match Top veneer finish
- Veneer base will default to flat-cut (non-plank) clear coat walnut and remain in vertical slip-match lay-up. Clear coat finish captures color variation to complement the variation of the plank door style.
- Upholstery option is applied on the Rounded Rectangle outer base shell or Tapered Base end panel. For COM fabrics, yardage requirement is 1 yard per base.
- Center Wire Chase available on two base tables for more robust wire management needs. See page 213.
- On Tapered base tables with center bases, the center base will default to the finish selections specified for the end bases. Metal finish on center bases will default to the finish selection on the end base.
- On Rounded Rectangle base tables with center bases, both sides of the center base will default to the finish selection specified for the inner shell of the end bases. Metal finish on center base will default to finish selection specified for end base.
- If a powder coat finish is not selected for the Low Profile Perimeter Power, the finish will match the beam metal finish (Foil is the default when Clear Anodized is selected)


REQUIRED INFORMATION (ORDER CANNOT BE ENTERED WITHOUT THIS INFORMATION)

See appendix pages vi-xii for surface material options.

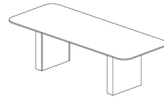
- Choose Veneer Finish
- Choose Laminate Finish, if Laminate base specified
- Choose Fenix Finish, if Fenix base specified
- Choose Paint Finish, if Painted base or paint option specified
- Choose Metal Finish. Clear Anodized (-CA), GoldMatt Anodized (-GMA), Antique Brass Anodized (-ABA) and Light Bronze Anodized (-LBA) not available on T-Base or Hoop Base.
- Choose Powder Coat Finish, if Low Profile Perimeter Power is selected
- Choose Metal Finish for base trim detail, if Tapered or Rounded Rectangle Bases specified
- Choose Upholstery, if Upholstery Base Option specified
- Choose Acrylic Finish, if Acrylic Base Option specified



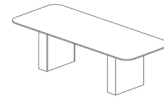
INSET LAMINATE TOP WITH HARDWOOD EDGE



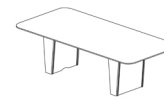
RADIUS RECTANGLE TOP



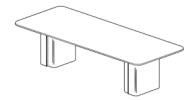
Rectangle Base



Expandable Rectangle Base



Tapered Base




Rounded Rectangle Base

RADIUS RECTANGLE TABLES

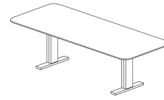
| MODEL # | L x W | BASE QTY | TOP SECTIONS | SEATING CAPACITY | RECTANGLE BASE | | EXPANDABLE RECTANGLE BASE | | TAPERED BASE | | | | ROUNDED RECTANGLE BASE | | |
|----------------|----------|----------|--------------|------------------|----------------|--------|---------------------------|--------|--------------|---------|--------|--------|------------------------|---------|--------|
| | | | | | Painted | Veneer | Painted | Veneer | Laminate | Painted | Veneer | Fenix | Laminate | Painted | Veneer |
| | | | | | -PR | -VR | -PX | -VX | -LTP | -PTP | -VTP | -FTP | -LRR | -PRR | -VRR |
| FWNC-7236-V-P | 72 x 36 | 2 | 1 | 6 | 5,775 | 6,162 | 6,162 | 6,570 | - | - | - | - | - | - | - |
| FWNC-7242-V-P | 72 x 42 | 2 | 1 | 6 | 6,562 | 6,982 | 6,982 | 7,426 | - | - | - | - | - | - | - |
| FWNC-7842-V-P | 78 x 42 | 2 | 1 | 6 | 7,226 | 7,676 | 7,676 | 8,150 | - | - | - | - | - | - | - |
| FWNC-8442-V-P | 84 x 42 | 2 | 1 | 8 | 7,434 | 7,884 | 7,884 | 8,358 | - | - | - | - | - | - | - |
| FWNC-8448-V-P | 84 x 48 | 2 | 1 | 8 | 8,053 | 8,518 | 8,518 | 9,009 | 9,651 | 9,651 | 10,136 | 9,696 | 9,966 | 9,966 | 10,463 |
| FWNC-9042-V-P | 90 x 42 | 2 | 1 | 8 | 8,038 | 8,511 | 8,511 | 9,010 | - | - | - | - | - | - | - |
| FWNC-9048-V-P | 90 x 48 | 2 | 1 | 8 | 8,724 | 9,213 | 9,213 | 9,730 | 10,405 | 10,405 | 10,915 | 10,453 | 10,736 | 10,736 | 11,259 |
| FWNC-9642-V-P | 96 x 42 | 2 | 1 | 8 | 8,257 | 8,729 | 8,729 | 9,229 | - | - | - | - | - | - | - |
| FWNC-9648-V-P | 96 x 48 | 2 | 1 | 8 | 8,977 | 9,467 | 9,467 | 9,983 | 10,658 | 10,658 | 11,168 | 10,706 | 10,989 | 10,989 | 11,512 |
| FWNC-10242-V-P | 102 x 42 | 2 | 1 | 8 | 8,947 | 9,446 | 9,446 | 9,973 | - | - | - | - | - | - | - |
| FWNC-10248-V-P | 102 x 48 | 2 | 1 | 8 | 9,743 | 10,260 | 10,260 | 10,806 | 11,518 | 11,518 | 12,056 | 11,569 | 11,867 | 11,867 | 12,420 |
| FWNC-10842-V-P | 108 x 42 | 2 | 1 | 10 | 9,177 | 9,677 | 9,677 | 10,204 | - | - | - | - | - | - | - |
| FWNC-10848-V-P | 108 x 48 | 2 | 1 | 10 | 10,012 | 10,529 | 10,529 | 11,074 | 11,787 | 11,787 | 12,324 | 11,838 | 12,135 | 12,135 | 12,688 |
| FWNC-10854-V-P | 108 x 54 | 2 | 1 | 12 | 10,997 | 11,537 | 11,537 | 12,106 | 12,851 | 12,851 | 13,413 | 12,904 | 13,215 | 13,215 | 13,793 |
| FWNC-11442-V-P | 114 x 42 | 2 | 1 | 10 | 9,904 | 10,430 | 10,430 | 10,984 | - | - | - | - | - | - | - |
| FWNC-11448-V-P | 114 x 48 | 2 | 1 | 10 | 10,821 | 11,364 | 11,364 | 11,938 | 12,688 | 12,688 | 13,254 | 12,742 | 13,056 | 13,056 | 13,637 |
| FWNC-11454-V-P | 114 x 54 | 2 | 1 | 12 | 11,902 | 12,469 | 12,469 | 13,069 | 13,852 | 13,852 | 14,444 | 13,908 | 14,236 | 14,236 | 14,844 |
| FWNC-12042-V-P | 120 x 42 | 2 | 1 | 10 | 10,147 | 10,672 | 10,672 | 11,227 | - | - | - | - | - | - | - |
| FWNC-12048-V-P | 120 x 48 | 2 | 1 | 10 | 11,102 | 11,646 | 11,646 | 12,219 | 12,970 | 12,970 | 13,536 | 13,024 | 13,337 | 13,337 | 13,918 |
| FWNC-12054-V-P | 120 x 54 | 2 | 1 | 12 | 12,228 | 12,795 | 12,795 | 13,395 | 14,178 | 14,178 | 14,770 | 14,234 | 14,562 | 14,562 | 15,170 |
| FWNC-13248-V-P | 132 x 48 | 2 | 2 | 10 | 12,151 | 12,717 | 12,717 | 13,315 | 14,096 | 14,096 | 14,687 | 14,152 | 14,479 | 14,479 | 15,086 |
| FWNC-13254-V-P | 132 x 54 | 2 | 2 | 12 | 13,416 | 14,007 | 14,007 | 14,632 | 15,448 | 15,448 | 16,065 | 15,506 | 15,848 | 15,848 | 16,480 |
| FWNC-14448-V-P | 144 x 48 | 2 | 2 | 12 | 13,248 | 13,837 | 13,837 | 14,459 | 15,272 | 15,272 | 15,885 | 15,329 | 15,670 | 15,670 | 16,300 |
| FWNC-14454-V-P | 144 x 54 | 2 | 2 | 14 | 14,657 | 15,273 | 15,273 | 15,922 | 16,771 | 16,771 | 17,412 | 16,832 | 17,187 | 17,187 | 17,845 |
| FWNC-14460-V-P | 144 x 60 | 2 | 2 | 14 | 16,303 | 16,950 | 16,950 | 17,634 | 18,528 | 18,528 | 19,204 | 18,592 | 18,967 | 18,967 | 19,659 |
| FWNC-15648-V-P | 156 x 48 | 3 | 2 | 14 | 17,148 | 18,041 | 18,041 | 18,984 | 20,215 | 20,215 | 21,145 | 20,303 | 20,818 | 20,818 | 21,773 |
| FWNC-15654-V-P | 156 x 54 | 3 | 2 | 14 | 18,810 | 19,742 | 19,742 | 20,725 | 22,011 | 22,011 | 22,983 | 22,104 | 22,642 | 22,642 | 23,640 |
| FWNC-15660-V-P | 156 x 60 | 3 | 2 | 14 | 20,757 | 21,738 | 21,738 | 22,775 | 24,130 | 24,130 | 25,153 | 24,227 | 24,794 | 24,794 | 25,843 |
| FWNC-16854-V-P | 168 x 54 | 3 | 2 | 16 | 19,613 | 20,546 | 20,546 | 21,529 | 22,816 | 22,816 | 23,787 | 22,907 | 23,446 | 23,446 | 24,443 |
| FWNC-16860-V-P | 168 x 60 | 3 | 2 | 16 | 21,677 | 22,658 | 22,658 | 23,694 | 25,050 | 25,050 | 26,072 | 25,146 | 25,713 | 25,713 | 26,764 |
| FWNC-18054-V-P | 180 x 54 | 3 | 2 | 16 | 20,417 | 21,349 | 21,349 | 22,334 | 23,620 | 23,620 | 24,591 | 23,711 | 24,250 | 24,250 | 25,247 |
| FWNC-18060-V-P | 180 x 60 | 3 | 2 | 16 | 22,596 | 23,577 | 23,577 | 24,614 | 25,969 | 25,969 | 26,992 | 26,065 | 26,632 | 26,632 | 27,683 |
| FWNC-19254-V-P | 192 x 54 | 3 | 2 | 18 | 21,221 | 22,153 | 22,153 | 23,138 | 24,293 | 24,293 | 25,514 | 24,398 | 25,093 | 25,093 | 26,354 |
| FWNC-19260-V-P | 192 x 60 | 3 | 2 | 18 | 23,516 | 24,497 | 24,497 | 25,533 | 26,751 | 26,751 | 28,036 | 26,861 | 27,594 | 27,594 | 28,920 |
| FWNC-19266-V-P | 192 x 66 | 3 | 4 | 18 | 29,286 | 30,327 | 30,327 | 31,426 | 32,716 | 32,716 | 34,080 | 32,835 | 33,611 | 33,611 | 35,018 |
| FWNC-19272-V-P | 192 x 72 | 3 | 4 | 18 | 30,761 | 31,803 | 31,803 | 32,902 | 32,872 | 32,872 | 34,456 | 33,005 | 33,957 | 33,957 | 35,584 |
| FWNC-20454-V-P | 204 x 54 | 3 | 2 | 18 | 22,921 | 23,890 | 23,890 | 24,914 | 26,117 | 26,117 | 27,387 | 26,225 | 26,949 | 26,949 | 28,261 |
| FWNC-20460-V-P | 204 x 60 | 3 | 2 | 18 | 25,428 | 26,449 | 26,449 | 27,527 | 28,794 | 28,794 | 30,132 | 28,909 | 29,671 | 29,671 | 31,052 |
| FWNC-20466-V-P | 204 x 66 | 3 | 4 | 18 | 31,742 | 32,825 | 32,825 | 33,969 | 35,311 | 35,311 | 36,731 | 35,434 | 36,242 | 36,242 | 37,707 |
| FWNC-20472-V-P | 204 x 72 | 3 | 4 | 18 | 33,373 | 34,456 | 34,456 | 35,601 | 35,570 | 35,570 | 37,217 | 35,707 | 36,699 | 36,699 | 38,392 |
| FWNC-21654-V-P | 216 x 54 | 3 | 2 | 20 | 24,336 | 25,329 | 25,329 | 26,378 | 27,610 | 27,610 | 28,911 | 27,722 | 28,463 | 28,463 | 29,807 |
| FWNC-21660-V-P | 216 x 60 | 3 | 2 | 20 | 27,028 | 28,075 | 28,075 | 29,179 | 30,477 | 30,477 | 31,847 | 30,594 | 31,375 | 31,375 | 32,790 |
| FWNC-21666-V-P | 216 x 66 | 3 | 4 | 20 | 33,814 | 34,923 | 34,923 | 36,095 | 37,471 | 37,471 | 38,924 | 37,595 | 38,423 | 38,423 | 39,924 |
| FWNC-21672-V-P | 216 x 72 | 3 | 4 | 20 | 35,583 | 36,692 | 36,692 | 37,864 | 37,833 | 37,833 | 39,520 | 37,973 | 38,989 | 38,989 | 40,724 |
| FWNC-22854-V-P | 228 x 54 | 3 | 2 | 20 | 25,432 | 26,435 | 26,435 | 27,494 | 28,738 | 28,738 | 30,051 | 28,850 | 29,599 | 29,599 | 30,955 |
| FWNC-22860-V-P | 228 x 60 | 3 | 2 | 20 | 28,275 | 29,330 | 29,330 | 30,447 | 31,755 | 31,755 | 33,139 | 31,874 | 32,663 | 32,663 | 34,090 |
| FWNC-22866-V-P | 228 x 66 | 3 | 4 | 20 | 35,445 | 36,565 | 36,565 | 37,749 | 39,137 | 39,137 | 40,604 | 39,263 | 40,099 | 40,099 | 41,614 |
| FWNC-22872-V-P | 228 x 72 | 3 | 4 | 20 | 37,330 | 38,451 | 38,451 | 39,634 | 39,603 | 39,603 | 41,306 | 39,744 | 40,770 | 40,770 | 42,521 |
| FWNC-24054-V-P | 240 x 54 | 3 | 2 | 20 | 26,596 | 27,610 | 27,610 | 28,681 | 29,938 | 29,938 | 31,267 | 30,052 | 30,809 | 30,809 | 32,181 |
| FWNC-24060-V-P | 240 x 60 | 3 | 2 | 20 | 29,595 | 30,664 | 30,664 | 31,792 | 33,115 | 33,115 | 34,515 | 33,236 | 34,033 | 34,033 | 35,478 |
| FWNC-24066-V-P | 240 x 66 | 3 | 4 | 20 | 37,171 | 38,303 | 38,303 | 39,501 | 40,904 | 40,904 | 42,388 | 41,031 | 41,877 | 41,877 | 43,409 |
| FWNC-24072-V-P | 240 x 72 | 3 | 4 | 20 | 39,178 | 40,310 | 40,310 | 41,508 | 41,476 | 41,476 | 43,198 | 41,619 | 42,656 | 42,656 | 44,427 |



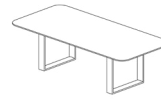
INSET LAMINATE TOP WITH HARDWOOD EDGE



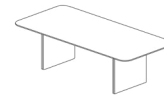
RADIUS RECTANGLE TOP



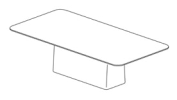
T-Base



Hoop Base



Panel Base



Island Base

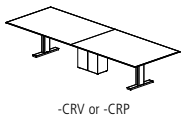
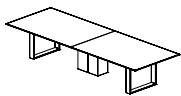
RADIUS RECTANGLE TABLES

| MODEL # | L x W | BASE QTY | TOP SECTIONS | SEATING CAPACITY | T-BASE | HOOP BASE | | PANEL BASE | | ISLAND BASE | |
|----------------|----------|----------|--------------|------------------|--------|-----------|--------|------------|--------|-------------|--------|
| | | | | | Metal | Metal | Veneer | Painted | Veneer | Painted | Veneer |
| | | | | | -TB | -HP | -VHP | -PP | -VP | -PN | -VN |
| FWNC-7236-V-P | 72 x 36 | 2 | 1 | 6 | 5,172 | - | - | - | - | - | - |
| FWNC-7242-V-P | 72 x 42 | 2 | 1 | 6 | 5,905 | - | - | - | - | - | - |
| FWNC-7842-V-P | 78 x 42 | 2 | 1 | 6 | 6,524 | - | - | - | - | - | - |
| FWNC-8442-V-P | 84 x 42 | 2 | 1 | 8 | 6,731 | - | - | - | - | - | - |
| FWNC-8448-V-P | 84 x 48 | 2 | 1 | 8 | 7,326 | 8,518 | 11,091 | 6,808 | 7,320 | - | - |
| FWNC-9042-V-P | 90 x 42 | 2 | 1 | 8 | 7,299 | - | - | 6,772 | 7,292 | - | - |
| FWNC-9048-V-P | 90 x 48 | 2 | 1 | 8 | 7,959 | 9,213 | 11,921 | 7,415 | 7,953 | - | - |
| FWNC-9642-V-P | 96 x 42 | 2 | 1 | 8 | 7,518 | - | - | 6,992 | 7,511 | - | - |
| FWNC-9648-V-P | 96 x 48 | 2 | 1 | 8 | 8,213 | 9,467 | 12,174 | 7,668 | 8,206 | - | - |
| FWNC-10242-V-P | 102 x 42 | 2 | 1 | 8 | 8,166 | - | - | 7,612 | 8,160 | - | - |
| FWNC-10248-V-P | 102 x 48 | 2 | 1 | 8 | 8,936 | 10,260 | 13,118 | 8,362 | 8,930 | - | - |
| FWNC-10842-V-P | 108 x 42 | 2 | 1 | 10 | 8,398 | - | - | 7,842 | 8,390 | - | - |
| FWNC-10848-V-P | 108 x 48 | 2 | 1 | 10 | 9,205 | 10,529 | 13,386 | 8,630 | 9,197 | - | - |
| FWNC-10854-V-P | 108 x 54 | 2 | 1 | 12 | 10,155 | 11,537 | 14,521 | 9,554 | 10,147 | 12,315 | 12,881 |
| FWNC-11442-V-P | 114 x 42 | 2 | 1 | 10 | 9,082 | - | - | 8,498 | 9,075 | - | - |
| FWNC-11448-V-P | 114 x 48 | 2 | 1 | 10 | 9,971 | 11,364 | 14,372 | 9,366 | 9,963 | - | - |
| FWNC-11454-V-P | 114 x 54 | 2 | 1 | 12 | 11,014 | 12,469 | 15,611 | 10,382 | 11,006 | 13,289 | 13,884 |
| FWNC-12042-V-P | 120 x 42 | 2 | 1 | 10 | 9,326 | - | - | 8,741 | 9,318 | - | - |
| FWNC-12048-V-P | 120 x 48 | 2 | 1 | 10 | 10,253 | 11,646 | 14,654 | 9,648 | 10,244 | - | - |
| FWNC-12054-V-P | 120 x 54 | 2 | 1 | 12 | 11,340 | 12,795 | 15,937 | 10,708 | 11,332 | 13,614 | 14,210 |
| FWNC-13248-V-P | 132 x 48 | 2 | 2 | 10 | 11,266 | 12,717 | 15,851 | 10,636 | 11,258 | - | - |
| FWNC-13254-V-P | 132 x 54 | 2 | 2 | 12 | 12,492 | 14,007 | 17,280 | 11,834 | 12,483 | 14,861 | 15,481 |
| FWNC-14448-V-P | 144 x 48 | 2 | 2 | 12 | 12,328 | 13,837 | 17,096 | 11,672 | 12,320 | - | - |
| FWNC-14454-V-P | 144 x 54 | 2 | 2 | 14 | 13,696 | 15,273 | 18,677 | 13,012 | 13,688 | 16,160 | 16,805 |
| FWNC-14460-V-P | 144 x 60 | 2 | 2 | 14 | 15,291 | 16,950 | 20,535 | 14,570 | 15,281 | 17,886 | 18,565 |
| FWNC-15648-V-P | 156 x 48 | 3 | 2 | 14 | 15,754 | 18,041 | 22,979 | 14,761 | 15,741 | - | - |
| FWNC-15654-V-P | 156 x 54 | 3 | 2 | 14 | 17,353 | 19,742 | 24,899 | 16,316 | 17,339 | 18,144 | 18,797 |
| FWNC-15660-V-P | 156 x 60 | 3 | 2 | 14 | 19,223 | 21,738 | 27,171 | 18,130 | 19,209 | 20,057 | 20,743 |
| FWNC-16854-V-P | 168 x 54 | 3 | 2 | 16 | 18,157 | 20,546 | 25,704 | 17,120 | 18,144 | 18,949 | 19,601 |
| FWNC-16860-V-P | 168 x 60 | 3 | 2 | 16 | 20,142 | 22,658 | 28,091 | 19,051 | 20,128 | 20,977 | 21,663 |
| FWNC-18054-V-P | 180 x 54 | 3 | 2 | 16 | 18,961 | 21,349 | 26,508 | 17,924 | 18,948 | 25,636 | 26,941 |
| FWNC-18060-V-P | 180 x 60 | 3 | 2 | 16 | 21,062 | 23,577 | 29,010 | 19,970 | 21,048 | 28,093 | 29,467 |
| FWNC-19254-V-P | 192 x 54 | 3 | 2 | 18 | 19,765 | 22,153 | 27,311 | 18,728 | 19,752 | 26,441 | 27,745 |
| FWNC-19260-V-P | 192 x 60 | 3 | 2 | 18 | 21,981 | 24,497 | 29,930 | 20,890 | 21,968 | 29,013 | 30,386 |
| FWNC-19266-V-P | 192 x 66 | 3 | 4 | 18 | - | 30,327 | 36,089 | 26,501 | 27,645 | 35,117 | 36,573 |
| FWNC-19272-V-P | 192 x 72 | 3 | 4 | 18 | - | 31,803 | 36,626 | 27,976 | 29,120 | 36,592 | 38,048 |
| FWNC-20454-V-P | 204 x 54 | 3 | 2 | 18 | 21,404 | 23,890 | 29,258 | 20,326 | 21,391 | 28,351 | 29,708 |
| FWNC-20460-V-P | 204 x 60 | 3 | 2 | 18 | 23,832 | 26,449 | 32,102 | 22,695 | 23,816 | 31,148 | 32,577 |
| FWNC-20466-V-P | 204 x 66 | 3 | 4 | 18 | - | 32,825 | 38,821 | 28,844 | 30,034 | 37,809 | 39,324 |
| FWNC-20472-V-P | 204 x 72 | 3 | 4 | 18 | - | 34,456 | 39,475 | 30,475 | 31,665 | 39,440 | 40,955 |
| FWNC-21654-V-P | 216 x 54 | 3 | 2 | 20 | 22,784 | 25,329 | 30,827 | 21,678 | 22,769 | 29,899 | 31,289 |
| FWNC-21660-V-P | 216 x 60 | 3 | 2 | 20 | 25,393 | 28,075 | 33,866 | 24,228 | 25,378 | 32,887 | 34,351 |
| FWNC-21666-V-P | 216 x 66 | 3 | 4 | 20 | - | 34,923 | 41,065 | 30,844 | 32,063 | 40,028 | 41,580 |
| FWNC-21672-V-P | 216 x 72 | 3 | 4 | 20 | - | 36,692 | 41,834 | 32,613 | 33,832 | 41,797 | 43,350 |
| FWNC-22854-V-P | 228 x 54 | 3 | 2 | 20 | 23,865 | 26,435 | 31,986 | 22,749 | 23,850 | 31,049 | 32,452 |
| FWNC-22860-V-P | 228 x 60 | 3 | 2 | 20 | 26,623 | 29,330 | 35,177 | 25,448 | 26,609 | 34,190 | 35,668 |
| FWNC-22866-V-P | 228 x 66 | 3 | 4 | 20 | - | 36,565 | 42,766 | 32,447 | 33,678 | 41,719 | 43,286 |
| FWNC-22872-V-P | 228 x 72 | 3 | 4 | 20 | - | 38,451 | 43,641 | 34,332 | 35,564 | 43,605 | 45,171 |
| FWNC-24054-V-P | 240 x 54 | 3 | 2 | 20 | 25,010 | 27,610 | 33,223 | 23,882 | 24,996 | 32,276 | 33,694 |
| FWNC-24060-V-P | 240 x 60 | 3 | 2 | 20 | 27,925 | 30,664 | 36,576 | 26,737 | 27,910 | 35,578 | 37,072 |
| FWNC-24066-V-P | 240 x 66 | 3 | 4 | 20 | - | 38,303 | 44,574 | 34,140 | 35,384 | 43,516 | 45,101 |
| FWNC-24072-V-P | 240 x 72 | 3 | 4 | 20 | - | 40,310 | 45,560 | 36,147 | 37,391 | 45,523 | 47,108 |



INSET LAMINATE TOP WITH HARDWOOD EDGE


| BASE OPTIONS | CODE | PRICE | NOTES |
|--|-----------------------|----------------|--|
| Metal Trim Finish Options: | | | |
| Powder Coat | No Code | No Charge | Tapered and Rounded Rectangle Bases are standard with a metal trim detail in either Powder Coat or Clear Anodized. Other finishes available at an upcharge. |
| Clear Anodized | -CA | No Charge | |
| GoldMatt Anodized | -GMA | \$941 | |
| Antique Brass Anodized | -ABA | \$941 | |
| Light Bronze Anodized | -LBA | \$471 | |
| High Polish Finish | -HPF | \$554 | |
| Upholstered Base Option: | | | |
| | | -COM | -A -B -C -D -E -F -G |
| Upholstered Base, 48" Wide Table | -UPH-48 | \$1,045 | \$1,359 \$1,463 \$1,568 \$1,672 \$2,404 \$2,822 \$3,031 |
| Upholstered Base, 54" Wide Table | -UPH-54 | \$1,045 | \$1,411 \$1,516 \$1,550 \$1,725 \$2,508 \$2,926 \$3,135 |
| Upholstered Base, 60" Wide Table | -UPH-60 | \$1,045 | \$1,463 \$1,568 \$1,672 \$1,777 \$2,717 \$3,135 \$3,344 |
| Upholstered Base, 66" Wide Table | -UPH-66 | \$1,045 | \$1,568 \$1,672 \$1,777 \$1,881 \$3,135 \$3,553 \$3,762 |
| Upholstered Base, 72" Wide Table | -UPH-72 | \$1,045 | \$1,672 \$1,777 \$1,881 \$1,986 \$3,658 \$4,076 \$4,285 |
| Acrylic Base Option: | | | |
| Acrylic, 48" Wide Table | -ACR-48 | \$2,000 | Acrylic option applied to end/inner panels of Tapered Bases only. |
| Acrylic, 54" Wide Table | -ACR-54 | \$2,400 | |
| Acrylic, 60" Wide Table | -ACR-60 | \$2,600 | |
| Acrylic, 66" Wide Table | -ACR-66 | \$2,800 | |
| Acrylic, 72" Wide Table | -ACR-72 | \$3,100 | |
| Paint Option: | | | |
| Veneer Rounded Rectangle Base Inner Shell | -PVRR | DEDUCT \$471 | Paint option on Veneer Rounded Rectangle Base Inner Shell |
| Laminate Rounded Rectangle Base Inner Shell | -PLRR | No Charge | Paint option on Laminate Rounded Rectangle Base Inner Shell |
| Fenix Tapered Base End/Inner Panels | -PFTP | DEDUCT \$471 | Paint option on Fenix Tapered Base End/Inner Panels |
| Veneer Tapered Base End/Inner Panels | -PVTP | DEDUCT \$471 | Paint option on Veneer Tapered Base End/Inner Panels |
| Laminate Tapered Base End/Inner Panels | -PLTP | No Charge | Paint option on Laminate Tapered Base End/Inner Panels |
| Center Column Base Finish Options: | | | |
| Painted Center Column Base* | -CRP | No Charge | To replace existing middle base (Hoop Base and T-Base only) |
| Veneer Center Column Base* | -CRV | No Charge | |
| Polished Chrome Finish Options: | | | |
| Polished Chrome Hoop Base (2 base tables) | -PCHP2 | \$2,768 | *When specifying -CRV or -CRP in conjunction with a Polished Chrome finish on Hoop Base or T-Base tables with 3 bases, use the upcharge code and pricing for 2 base tables (-PCHP2 or -PCTB2). |
| Polished Chrome Hoop Base (3 base tables) | -PCHP3 | \$4,149 | |
| Polished Chrome T-Base (2 base tables) | -PCTB2 | \$2,768 | |
| Polished Chrome T-Base (3 base tables) | -PCTB3 | \$4,149 | |
| T-Base Combination Finish (2 base tables) | -PCCBF2 | \$1,694 | |
| T-Base Combination Finish (3 base tables) | -PCCBF3 | \$2,542 | |
| TOP OPTIONS | | | |
| Multi-Section Tops: | | | |
| 102", 108", 114" and 120" one-piece tops split into two sections | Specify -2 | \$824 | Power Matrix (center of table location only) cannot be specified when this option is selected |
| 204", 216", 228" or 240" two-piece tops split into four sections | Specify -4 | \$1,642 | |
| POWER OPTIONS | | | |
| Low Profile Perimeter Power Option: | | | |
| 72"-132" Tables | -LPP6C | \$6,532 | See page 29 for location information (10) simplex outlets, (10) USB-A+C ports, (4) Modular AV Inserts/Plates (14) simplex outlets, (14) USB-A+C ports, (4) Modular AV Inserts/Plates (18) simplex outlets, (18) USB-A+C ports, (4) Modular AV Inserts/Plates Replaces USB-A+C ports |
| 144"-156" Tables | -LPP8C | \$9,144 | |
| 168"-240" Tables | -LPP10C | \$12,436 | |
| For USB-C+C | Add -USB-DualC | No Charge | |
| Field-Wired Option: | | | |
| 72"-132" Tables | Add -FW | DEDUCT \$1,945 | Some local electrical codes may require hardwiring of components and may not allow the use of standard modular power systems. A junction box will be provided when ordering the -FW option |
| 144"-156" Tables | Add -FW | DEDUCT \$2,378 | |
| 168"-240" Tables | Add -FW | DEDUCT \$2,913 | |
| Other Power and Data Options: | See pages 204-213 | | |





INSET LAMINATE TOP WITH HARDWOOD EDGE

EDGE PROFILE



Reverse Flow Edge

GENERAL INFORMATION

- Tops are 1-1/8"-thick with 3/16"-deep hardwood edge band
- Seating capacity based on 27" per person
- Overall table height 29.5"
- T-Base combination finish includes a Polished Chrome foot and Powder Coat vertical column
- Beam finish will match Metal Finish selection. If no Metal Finish is selected, beams will be Foil.
- If Polished Chrome Finish is specified on the T-Base or Hoop Base, the beams will be Foil.
- Tables with three Hoop or T-Bases will default to the same base style for all three bases. An alternate Center Column Base may also be specified above.
- One wire manager included with the Hoop Base table (regardless of table size). Can be adhered to the leg and will default to the finish of the leg. Wire manager on veneer Hoop Bases will be veneered to match the base veneer option. If additional wire management channels are required, they can be purchased separately at the end of the price list.
- Rectangle, Expandable Rectangle, Tapered, Rounded Rectangle, Metal T-Base, Panel, Island, and Center Column bases include a removable access panel
- Tapered and Rounded Rectangle bases standard with a metal trim detail
- Veneer Hoop Base finish will match Top veneer finish
- Upholstery option is applied on the Rounded Rectangle outer base shell or Tapered Base end panel. For COM fabrics, yardage requirement is 1 yard per base.
- Center Wire Chase available on two base tables for more robust wire management needs. See page 213.
- On Tapered base tables with center bases, the center base will default to the finish selections specified for the end bases. Metal finish on center bases will default to the finish selection on the end base.
- On Rounded Rectangle base tables with center bases, both sides of the center base will default to the finish selection specified for the inner shell of the end bases. Metal finish on center base will default to finish selection specified for end base.
- If a powder coat finish is not selected for the Low Profile Perimeter Power, the finish will match the beam metal finish (Foil is the default when Clear Anodized is selected)

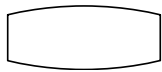
REQUIRED INFORMATION (ORDER CANNOT BE ENTERED WITHOUT THIS INFORMATION)

See appendix pages vi-xii for surface material options.

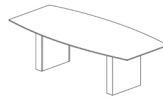
- Choose Veneer Finish
- Choose Laminate Finish, if Laminate base specified
- Choose Fenix Finish, if Fenix base specified
- Choose Paint Finish, if Painted base or paint option specified
- Choose Metal Finish. Clear Anodized (-CA), GoldMatt Anodized (-GMA), Antique Brass Anodized (-ABA) and Light Bronze Anodized (-LBA) not available on T-Base or Hoop Base.
- Choose Powder Coat Finish, if Low Profile Perimeter Power is selected
- Choose Metal Finish for base trim detail, if Tapered or Rounded Rectangle Bases specified
- Choose Upholstery, if Upholstery Base Option specified
- Choose Acrylic Finish, if Acrylic Base Option specified



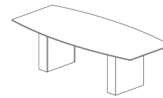
INSET LAMINATE TOP WITH HARDWOOD EDGE



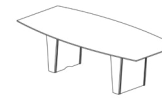
BOAT TOP



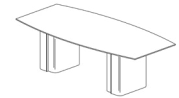
Rectangle Base



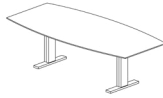
Expandable Rectangle Base



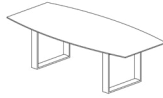
Tapered Base



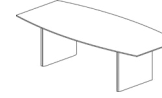
Rounded Rectangle Base



T-Base



Hoop Base



Panel Base



Four Post Base

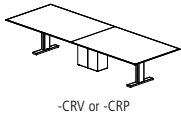
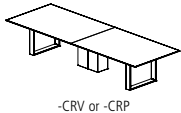
| BOAT TABLES | MODEL # | L x W | BASE QTY | TOP SECTIONS | SEATING CAPACITY | RECTANGLE BASE | | EXPANDABLE RECTANGLE BASE | | TAPERED BASE | | | ROUNDED RECTANGLE BASE | | | |
|----------------|-------------|-------|----------|--------------|------------------|----------------|--------|---------------------------|--------|--------------|---------|--------|------------------------|----------|---------|--------|
| | | | | | | Painted | Veneer | Painted | Veneer | Laminate | Painted | Veneer | Fenix | Laminate | Painted | Veneer |
| | | | | | | -PR | -VR | -PX | -VX | -LTP | -PTP | -VTP | -FTP | -LRR | -PRR | -VRR |
| FWNB-7240-V-P | 72 x 32/40 | 2 | 1 | 6 | 6,468 | 6,889 | 6,889 | 7,333 | - | - | - | - | - | - | - | - |
| FWNB-7840-V-P | 78 x 32/40 | 2 | 1 | 6 | 7,117 | 7,567 | 7,567 | 8,042 | - | - | - | - | - | - | - | - |
| FWNB-8444-V-P | 84 x 32/44 | 2 | 1 | 8 | 7,811 | 8,276 | 8,276 | 8,767 | 9,409 | 9,409 | 9,894 | 9,454 | 9,724 | 9,724 | 10,221 | |
| FWNB-9044-V-P | 90 x 32/44 | 2 | 1 | 8 | 8,452 | 8,941 | 8,941 | 9,458 | 10,133 | 10,133 | 10,643 | 10,181 | 10,464 | 10,464 | 10,987 | |
| FWNB-9648-V-P | 96 x 36/48 | 2 | 1 | 8 | 8,977 | 9,467 | 9,467 | 9,983 | 10,658 | 10,658 | 11,168 | 10,706 | 10,989 | 10,989 | 11,512 | |
| FWNB-10248-V-P | 102 x 36/48 | 2 | 1 | 8 | 9,743 | 10,260 | 10,260 | 10,806 | 11,518 | 11,518 | 12,056 | 11,569 | 11,867 | 11,867 | 12,420 | |
| FWNB-10848-V-P | 108 x 36/48 | 2 | 1 | 10 | 10,012 | 10,529 | 10,529 | 11,074 | 11,787 | 11,787 | 12,324 | 11,838 | 12,135 | 12,135 | 12,688 | |
| FWNB-11450-V-P | 114 x 36/50 | 2 | 1 | 10 | 11,501 | 12,068 | 12,068 | 12,668 | 13,452 | 13,452 | 14,043 | 13,507 | 13,835 | 13,835 | 14,443 | |
| FWNB-12050-V-P | 120 x 36/50 | 2 | 1 | 10 | 11,806 | 12,373 | 12,373 | 12,973 | 13,757 | 13,757 | 14,348 | 13,813 | 14,141 | 14,141 | 14,748 | |
| FWNB-13254-V-P | 132 x 36/54 | 2 | 2 | 10 | 13,416 | 14,007 | 14,007 | 14,632 | 15,448 | 15,448 | 16,065 | 15,506 | 15,848 | 15,848 | 16,480 | |
| FWNB-14454-V-P | 144 x 36/54 | 2 | 2 | 12 | 14,657 | 15,273 | 15,273 | 15,922 | 16,771 | 16,771 | 17,412 | 16,832 | 17,187 | 17,187 | 17,845 | |
| FWNB-15654-V-P | 156 x 36/54 | 3 | 2 | 12 | 18,810 | 19,742 | 19,742 | 20,725 | 22,011 | 22,011 | 22,983 | 22,104 | 22,642 | 22,642 | 23,640 | |
| FWNB-16860-V-P | 168 x 42/60 | 3 | 2 | 14 | 21,677 | 22,658 | 22,658 | 23,694 | 25,050 | 25,050 | 26,072 | 25,146 | 25,713 | 25,713 | 26,764 | |
| FWNB-18060-V-P | 180 x 42/60 | 3 | 2 | 14 | 22,596 | 23,577 | 23,577 | 24,614 | 25,969 | 25,969 | 26,992 | 26,065 | 26,632 | 26,632 | 27,683 | |
| FWNB-19272-V-P | 192 x 54/72 | 3 | 4 | 18 | 30,761 | 31,803 | 31,803 | 32,902 | 32,872 | 32,872 | 34,456 | 33,005 | 33,957 | 33,957 | 35,584 | |
| FWNB-20472-V-P | 204 x 54/72 | 3 | 4 | 18 | 33,373 | 34,456 | 34,456 | 35,601 | 35,570 | 35,570 | 37,217 | 35,707 | 36,699 | 36,699 | 38,392 | |
| FWNB-21672-V-P | 216 x 54/72 | 3 | 4 | 20 | 35,583 | 36,692 | 36,692 | 37,864 | 37,833 | 37,833 | 39,520 | 37,973 | 38,989 | 38,989 | 40,724 | |
| FWNB-22872-V-P | 228 x 54/72 | 3 | 4 | 20 | 37,330 | 38,451 | 38,451 | 39,634 | 39,603 | 39,603 | 41,306 | 39,744 | 40,770 | 40,770 | 42,521 | |
| FWNB-24072-V-P | 240 x 54/72 | 3 | 4 | 20 | 39,178 | 40,310 | 40,310 | 41,508 | 41,476 | 41,476 | 43,198 | 41,619 | 42,656 | 42,656 | 44,427 | |

| BOAT TABLES | MODEL # | L x W | BASE QTY | TOP SECTIONS | SEATING CAPACITY | T-BASE | | HOOP BASE | | PANEL BASE | | FOUR POST BASE | |
|----------------|-------------|-------|----------|--------------|------------------|--------|--------|-----------|--------|------------|--------|----------------|--------|
| | | | | | | Metal | -TB | Metal | Veneer | Painted | Veneer | Painted | Veneer |
| | | | | | | -TB | -HP | -VHP | -PP | -VP | -P4 | -V4 | |
| FWNB-7240-V-P | 72 x 32/40 | 2 | 1 | 6 | 6,468 | 5,811 | - | - | 5,344 | 5,805 | 6,468 | 6,889 | |
| FWNB-7840-V-P | 78 x 32/40 | 2 | 1 | 6 | 7,117 | 6,415 | - | - | 5,914 | 6,409 | 7,117 | 7,567 | |
| FWNB-8444-V-P | 84 x 32/44 | 2 | 1 | 8 | 7,811 | 7,084 | - | - | 6,566 | 7,078 | 7,811 | 8,276 | |
| FWNB-9044-V-P | 90 x 32/44 | 2 | 1 | 8 | 8,452 | 7,687 | - | - | 7,143 | 7,681 | 8,452 | 8,941 | |
| FWNB-9648-V-P | 96 x 36/48 | 2 | 1 | 8 | 8,977 | 8,213 | 9,467 | 12,174 | 7,668 | 8,206 | 8,977 | 9,467 | |
| FWNB-10248-V-P | 102 x 36/48 | 2 | 1 | 8 | 9,743 | 8,936 | 10,260 | 13,118 | 8,362 | 8,930 | 9,743 | 10,260 | |
| FWNB-10848-V-P | 108 x 36/48 | 2 | 1 | 10 | 10,012 | 9,205 | 10,529 | 13,386 | 8,630 | 9,197 | 10,012 | 10,529 | |
| FWNB-11450-V-P | 114 x 36/50 | 2 | 1 | 10 | 11,501 | 10,614 | 12,068 | 15,210 | 9,982 | 10,605 | 11,501 | 12,068 | |
| FWNB-12050-V-P | 120 x 36/50 | 2 | 1 | 10 | 11,806 | 10,918 | 12,373 | 15,516 | 10,287 | 10,911 | 11,806 | 12,373 | |
| FWNB-13254-V-P | 132 x 36/54 | 2 | 2 | 10 | 13,416 | 12,492 | 14,007 | 17,280 | 11,834 | 12,483 | 13,416 | 14,007 | |
| FWNB-14454-V-P | 144 x 36/54 | 2 | 2 | 12 | 14,657 | 13,696 | 15,273 | 18,677 | 13,012 | 13,688 | 14,657 | 15,273 | |
| FWNB-15654-V-P | 156 x 36/54 | 3 | 2 | 12 | 18,810 | 17,353 | 19,742 | 24,899 | 16,316 | 17,339 | 18,810 | 19,742 | |
| FWNB-16860-V-P | 168 x 42/60 | 3 | 2 | 14 | 21,677 | 20,142 | 22,658 | 28,091 | 19,051 | 20,128 | 21,677 | 22,658 | |
| FWNB-18060-V-P | 180 x 42/60 | 3 | 2 | 14 | 22,596 | 21,062 | 23,577 | 29,010 | 19,970 | 21,048 | 22,596 | 23,577 | |
| FWNB-19272-V-P | 192 x 54/72 | 3 | 4 | 18 | 30,761 | - | 31,803 | 36,626 | 27,976 | 29,120 | 30,761 | 31,803 | |
| FWNB-20472-V-P | 204 x 54/72 | 3 | 4 | 18 | 33,373 | - | 34,456 | 39,475 | 30,475 | 31,665 | 33,373 | 34,456 | |
| FWNB-21672-V-P | 216 x 54/72 | 3 | 4 | 20 | 35,583 | - | 36,692 | 41,834 | 32,613 | 33,832 | 35,583 | 36,692 | |
| FWNB-22872-V-P | 228 x 54/72 | 3 | 4 | 20 | 37,330 | - | 38,451 | 43,641 | 34,332 | 35,564 | 37,330 | 38,451 | |
| FWNB-24072-V-P | 240 x 54/72 | 3 | 4 | 20 | 39,178 | - | 40,310 | 45,560 | 36,147 | 37,391 | 39,178 | 40,310 | |



INSET LAMINATE TOP WITH HARDWOOD EDGE


| BASE OPTIONS | CODE | PRICE | NOTES |
|--|-----------------------|-------------------|--|
| Metal Trim Finish Options: | | | |
| Powder Coat | No Code | No Charge | Tapered and Rounded Rectangle Bases are standard with a metal trim detail in either Powder Coat or Clear Anodized. Other finishes available at an upcharge. |
| Clear Anodized | -CA | No Charge | |
| GoldMatt Anodized | -GMA | \$941 | |
| Antique Brass Anodized | -ABA | \$941 | |
| Light Bronze Anodized | -LBA | \$471 | |
| High Polish Finish | -HPF | \$554 | |
| Upholstered Base Option: | | | |
| | | -COM | -A -B -C -D -E -F -G |
| Upholstered Base, 44", 48", 50" Wide Tables | -UPH-48 | \$1,045 | \$1,359 \$1,463 \$1,568 \$1,672 \$2,404 \$2,822 \$3,031 |
| Upholstered Base, 54" Wide Table | -UPH-54 | \$1,045 | \$1,411 \$1,516 \$1,550 \$1,725 \$2,508 \$2,926 \$3,135 |
| Upholstered Base, 60" Wide Table | -UPH-60 | \$1,045 | \$1,463 \$1,568 \$1,672 \$1,777 \$2,717 \$3,135 \$3,344 |
| Upholstered Base, 72" Wide Table | -UPH-72 | \$1,045 | \$1,672 \$1,777 \$1,881 \$1,986 \$3,658 \$4,076 \$4,285 |
| Acrylic Base Option: | | | |
| Acrylic, 44", 48", 50" Wide Tables | -ACR-48 | \$2,000 | Acrylic option applied to end/inner panels of Tapered Bases only. |
| Acrylic, 54" Wide Table | -ACR-54 | \$2,400 | |
| Acrylic, 60" Wide Table | -ACR-60 | \$2,600 | |
| Acrylic, 72" Wide Table | -ACR-72 | \$3,100 | |
| Paint Option: | | | |
| Veneer Rounded Rectangle Base Inner Shell | -PVRR | DEDUCT \$471 | Paint option on Veneer Rounded Rectangle Base Inner Shell |
| Laminate Rounded Rectangle Base Inner Shell | -PLRR | No Charge | Paint option on Laminate Rounded Rectangle Base Inner Shell |
| Fenix Tapered Base End/Inner Panels | -PFTP | DEDUCT \$471 | Paint option on Fenix Tapered Base End/Inner Panels |
| Veneer Tapered Base End/Inner Panels | -PVTP | DEDUCT \$471 | Paint option on Veneer Tapered Base End/Inner Panels |
| Laminate Tapered Base End/Inner Panels | -PLTP | No Charge | Paint option on Laminate Tapered Base End/Inner Panels |
| Remove Center Column for Four Post Base Options: | | | |
| If -P4 base is selected | -4COLP | DEDUCT \$903 | Available on tables 96" and shorter only |
| If -V4 base is selected | -4COLV | DEDUCT \$1,392 | |
| Center Column Base Finish Options: | | | |
| Painted Center Column Base* | -CRP | No Charge | To replace existing middle base (Hoop Base and T-Base only) |
| Veneer Center Column Base* | -CRV | No Charge | |
| Polished Chrome Finish Options: | | | |
| Polished Chrome Four Post Base | -PCFB | \$2,768 | *When specifying -CRV or -CRP in conjunction with a Polished Chrome finish on Hoop Base or T-Base tables with 3 bases, use the upcharge code and pricing for 2 base tables (-PCHP2 or -PCTB2). |
| Polished Chrome Hoop Base (2 base tables) | -PCHP2 | \$2,768 | |
| Polished Chrome Hoop Base (3 base tables) | -PCHP3 | \$4,149 | |
| Polished Chrome T-Base (2 base tables) | -PCTB2 | \$2,768 | |
| Polished Chrome T-Base (3 base tables) | -PCTB3 | \$4,149 | |
| T-Base Combination Finish (2 base tables) | -PCCBF2 | \$1,694 | |
| T-Base Combination Finish (3 base tables) | -PCCBF3 | \$2,542 | |
| | | | |
| TOP OPTIONS | | | |
| Multi-Section Tops: | | | |
| 102", 108", 114" and 120" one-piece tops split into two sections | Specify -2 | \$824 | Power Matrix (center of table location only) cannot be specified when this option is selected |
| 204", 216", 228" or 240" two-piece tops split into four sections | Specify -4 | \$1,642 | |
| POWER OPTIONS | | | |
| Low Profile Perimeter Power Option: | | | See page 29 for location information |
| 72"-132" Tables | -LPP6C | \$6,532 | (10) simplex outlets, (10) USB-A+C ports, (4) Modular AV Inserts/Plates |
| 144"-156" Tables | -LPP8C | \$9,144 | (14) simplex outlets, (14) USB-A+C ports, (4) Modular AV Inserts/Plates |
| 168"-240" Tables | -LPP10C | \$12,436 | (18) simplex outlets, (18) USB-A+C ports, (4) Modular AV Inserts/Plates |
| For USB-C+C | Add -USB-DualC | No Charge | Replaces USB-A+C ports |
| Field-Wired Option: | | | |
| 72"-132" Tables | Add -FW | DEDUCT \$1,945 | Some local electrical codes may require hardwiring of components and may not allow the use of standard modular power systems. A junction box will be provided when ordering the -FW option |
| 144"-156" Tables | Add -FW | DEDUCT \$2,378 | |
| 168"-240" Tables | Add -FW | DEDUCT \$2,913 | |
| Other Power and Data Options: | | See pages 204-213 | |





INSET LAMINATE TOP WITH HARDWOOD EDGE

EDGE PROFILE



Reverse Flow Edge

GENERAL INFORMATION

- Tops are 1-1/8" thick with 3/16" deep hardwood edge band
- Seating capacity based on 27" per person
- Overall table height 29.5"
- Four Post Base includes a 12"x24" center column for wire management. Center column may be removed from tables 96" and shorter with options -4COLP or -4COLV above. On tables over 96", the center column is required for support.
- T-Base combination finish includes a Polished Chrome foot and Powder Coat vertical column
- Beam finish will match Metal Finish selection. If no Metal Finish is selected, beams will be Foil.
- If Polished Chrome Finish is specified on the T-Base or Hoop Base, the beams will be Foil. If Polished Chrome Finish is specified on the Four Post Base, the beams will be Clear Anodized.
- Tables with three Hoop or T-Bases will default to the same base style for all three bases. An alternate Center Column Base may also be specified above.
- One wire manager included with the Hoop Base table (regardless of table size). Can be adhered to the leg and will default to the finish of the leg. Wire manager on veneer Hoop Bases will be veneered to match the base veneer option. If additional wire management channels are required, they can be purchased separately at the end of the price list.
- Rectangle, Expandable Rectangle, Tapered, Rounded Rectangle, Metal T-Base, Panel, Island, and Center Column bases include a removable access panel
- Tapered and Rounded Rectangle bases standard with a metal trim detail
- Veneer Hoop Base finish will match Top veneer finish
- Veneer base will default to flat-cut (non-plank) clear coat walnut and remain in vertical slip-match lay-up. Clear coat finish captures color variation to complement the variation of the plank door style.
- Upholstery option is applied on the Rounded Rectangle outer base shell or Tapered Base end panel. For COM fabrics, yardage requirement is 1 yard per base.
- Center Wire Chase available on two base tables for more robust wire management needs. See page 213.
- On Tapered base tables with center bases, the center base will default to the finish selections specified for the end bases. Metal finish on center bases will default to the finish selection on the end base.
- On Rounded Rectangle base tables with center bases, both sides of the center base will default to the finish selection specified for the inner shell of the end bases. Metal finish on center base will default to finish selection specified for end base.
- If a powder coat finish is not selected for the Low Profile Perimeter Power, the finish will match the beam metal finish (Foil is the default when Clear Anodized is selected)

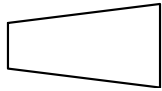
REQUIRED INFORMATION (ORDER CANNOT BE ENTERED WITHOUT THIS INFORMATION)

See appendix pages vi-xii for surface material options.

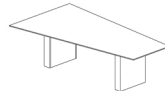
- Choose Veneer Finish
- Choose Laminate Finish, if Laminate base specified
- Choose Fenix Finish, if Fenix base specified
- Choose Paint Finish, if Painted base or paint option specified
- Choose Metal Finish. Clear Anodized (-CA), GoldMatt Anodized (-GMA), Antique Brass Anodized (-ABA) and Light Bronze Anodized (-LBA) not available on T-Base or Hoop Base.
- Choose Powder Coat Finish, if Low Profile Perimeter Power is selected
- Choose Metal Finish for base trim detail, if Tapered or Rounded Rectangle Bases specified
- Choose Upholstery, if Upholstery Base Option specified
- Choose Acrylic Finish, if Acrylic Base Option specified



INSET LAMINATE TOP WITH HARDWOOD EDGE



SIGHT LINE TOP



Rectangle Base



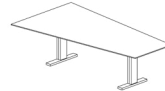
Expandable Rectangle Base



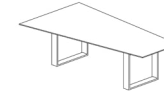
Tapered Base



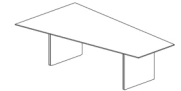
Rounded Rectangle Base



T-Base



Hoop Base



Panel Base

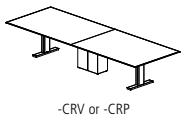
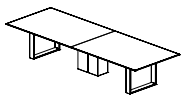
| SIGHT LINE TABLES | MODEL # | L x W | BASE QTY | TOP SECTIONS | SEATING CAPACITY | RECTANGLE BASE | | EXPANDABLE RECTANGLE BASE | | TAPERED BASE | | | ROUNDED RECTANGLE BASE | | | |
|-------------------|-------------|-------|----------|--------------|------------------|----------------|--------|---------------------------|--------|--------------|---------|--------|------------------------|----------|---------|--------|
| | | | | | | Painted | Veneer | Painted | Veneer | Laminate | Painted | Veneer | Fenix | Laminate | Painted | Veneer |
| | | | | | | -PR | -VR | -PX | -VX | -LTP | -PTP | -VTP | -FTP | -LRR | -PRR | -VRR |
| FWNA-7254-V-P | 72 x 36/54 | 2 | 1 | 7 | 7,698 | 8,151 | 8,151 | 8,631 | 9,258 | 9,258 | 9,731 | - | 9,565 | 9,565 | 10,051 | |
| FWNA-7856-V-P | 78 x 36/56 | 2 | 1 | 7 | 9,086 | 9,597 | 9,597 | 10,138 | 10,843 | 10,843 | 11,376 | - | 11,189 | 11,189 | 11,736 | |
| FWNA-8458-V-P | 84 x 36/58 | 2 | 1 | 9 | 9,521 | 10,033 | 10,033 | 10,573 | 11,279 | 11,279 | 11,812 | 11,330 | 11,625 | 11,625 | 12,172 | |
| FWNA-9060-V-P | 90 x 36/60 | 2 | 1 | 9 | 10,496 | 11,033 | 11,033 | 11,602 | 12,344 | 12,344 | 12,905 | 12,398 | 12,708 | 12,708 | 13,284 | |
| FWNA-9660-V-P | 96 x 36/60 | 2 | 1 | 9 | 10,834 | 11,373 | 11,373 | 11,941 | 12,683 | 12,683 | 13,244 | 12,736 | 13,047 | 13,047 | 13,623 | |
| FWNA-10260-V-P | 102 x 36/60 | 2 | 1 | 9 | 11,794 | 12,362 | 12,362 | 12,961 | 13,746 | 13,746 | 14,337 | 13,801 | 14,129 | 14,129 | 14,738 | |
| FWNA-10860-V-P | 108 x 36/60 | 2 | 1 | 11 | 12,150 | 12,718 | 12,718 | 13,318 | 14,103 | 14,103 | 14,694 | 14,158 | 14,486 | 14,486 | 15,094 | |
| FWNA-11460-V-P | 114 x 36/60 | 2 | 1 | 11 | 13,167 | 13,764 | 13,764 | 14,397 | 15,222 | 15,222 | 15,844 | 15,280 | 15,625 | 15,625 | 16,266 | |
| FWNA-12066-V-P | 120 x 36/66 | 2 | 2 | 11 | 17,009 | 17,643 | 17,643 | 18,312 | 19,188 | 19,188 | 19,848 | 19,250 | 19,616 | 19,616 | 20,294 | |
| FWNA-13268-V-P | 132 x 36/68 | 2 | 3 | 11 | 19,102 | 19,762 | 19,762 | 20,460 | 21,372 | 21,372 | 22,060 | 21,437 | 21,818 | 21,818 | 22,525 | |
| FWNA-14470-V-P | 144 x 36/70 | 2 | 3 | 13 | 21,365 | 22,052 | 22,052 | 22,778 | 23,726 | 23,726 | 24,441 | 23,793 | 24,190 | 24,190 | 24,925 | |
| FWNA-15672-V-P | 156 x 36/72 | 3 | 3 | 13 | 26,834 | 27,875 | 27,875 | 28,974 | 30,412 | 30,412 | 31,496 | 30,514 | 31,115 | 31,115 | 32,229 | |
| FWNA-16876-V-P | 168 x 36/76 | 3 | 3 | 15 | 28,176 | 29,187 | 29,187 | 30,255 | 31,650 | 31,650 | 32,704 | 31,750 | 32,334 | 32,334 | 33,417 | |
| FWNA-18078-V-P | 180 x 36/78 | 3 | 3 | 15 | 29,955 | 30,966 | 30,966 | 32,034 | 33,430 | 33,430 | 34,484 | 33,530 | 34,113 | 34,113 | 35,196 | |
| FWNA-19278-V-P | 192 x 36/78 | 3 | 4 | 17 | 31,316 | 32,327 | 32,327 | 33,395 | 33,367 | 33,367 | 34,905 | 33,495 | 34,420 | 34,420 | 36,001 | |
| FWNA-20478-V-P | 204 x 36/78 | 3 | 4 | 17 | 34,004 | 35,057 | 35,057 | 36,168 | 36,139 | 36,139 | 37,739 | 36,272 | 37,235 | 37,235 | 38,881 | |
| FWNA-21678-V-P | 216 x 36/78 | 3 | 4 | 19 | 36,286 | 37,363 | 37,363 | 38,502 | 38,471 | 38,471 | 40,111 | 38,608 | 39,595 | 39,595 | 41,280 | |
| FWNA-22878-V-P | 228 x 36/78 | 3 | 4 | 19 | 38,096 | 39,184 | 39,184 | 40,333 | 40,303 | 40,303 | 41,958 | 40,441 | 41,437 | 41,437 | 43,138 | |
| FWNA-24078-V-P | 240 x 36/78 | 3 | 4 | 19 | 40,009 | 41,109 | 41,109 | 42,272 | 42,241 | 42,241 | 43,915 | 42,380 | 43,387 | 43,387 | 45,108 | |

| SIGHT LINE TABLES | MODEL # | L x W | BASE QTY | TOP SECTIONS | SEATING CAPACITY | T-BASE | | HOOP BASE | | PANEL BASE | |
|-------------------|-------------|-------|----------|--------------|------------------|--------|--------|-----------|--------|------------|--------|
| | | | | | | Metal | Veneer | Metal | Veneer | Painted | Veneer |
| | | | | | | -TB | -HP | -VHP | -PP | -VP | |
| FWNA-7254-V-P | 72 x 36/54 | 2 | 1 | 7 | 6,987 | 8,151 | 10,665 | 6,482 | 6,981 | | |
| FWNA-7856-V-P | 78 x 36/56 | 2 | 1 | 7 | 8,286 | 9,597 | 12,428 | 7,716 | 8,279 | | |
| FWNA-8458-V-P | 84 x 36/58 | 2 | 1 | 9 | 8,722 | 10,033 | 12,864 | 8,153 | 8,714 | | |
| FWNA-9060-V-P | 90 x 36/60 | 2 | 1 | 9 | 9,655 | 11,033 | 14,012 | 9,055 | 9,647 | | |
| FWNA-9660-V-P | 96 x 36/60 | 2 | 1 | 9 | 9,993 | 11,373 | 14,350 | 9,395 | 9,985 | | |
| FWNA-10260-V-P | 102 x 36/60 | 2 | 1 | 9 | 10,906 | 12,362 | 15,505 | 10,274 | 10,898 | | |
| FWNA-10860-V-P | 108 x 36/60 | 2 | 1 | 11 | 11,263 | 12,718 | 15,862 | 10,631 | 11,255 | | |
| FWNA-11460-V-P | 114 x 36/60 | 2 | 1 | 11 | 12,233 | 13,764 | 17,074 | 11,567 | 12,224 | | |
| FWNA-12066-V-P | 120 x 36/66 | 2 | 2 | 11 | 16,017 | 17,643 | 21,152 | 15,311 | 16,008 | | |
| FWNA-13268-V-P | 132 x 36/68 | 2 | 3 | 11 | 18,069 | 19,762 | 23,418 | 17,334 | 18,059 | | |
| FWNA-14470-V-P | 144 x 36/70 | 2 | 3 | 13 | - | 22,052 | 25,854 | 19,527 | 20,281 | | |
| FWNA-15672-V-P | 156 x 36/72 | 3 | 3 | 13 | - | 27,875 | 32,698 | 24,049 | 25,192 | | |
| FWNA-16876-V-P | 168 x 36/76 | 3 | 3 | 15 | - | 29,187 | 33,872 | 25,469 | 26,581 | | |
| FWNA-18078-V-P | 180 x 36/78 | 3 | 3 | 15 | - | 30,966 | 35,652 | 27,249 | 28,360 | | |
| FWNA-19278-V-P | 192 x 36/78 | 3 | 4 | 17 | - | 32,327 | 37,012 | 28,610 | 29,721 | | |
| FWNA-20478-V-P | 204 x 36/78 | 3 | 4 | 17 | - | 35,057 | 39,932 | 31,189 | 32,345 | | |
| FWNA-21678-V-P | 216 x 36/78 | 3 | 4 | 19 | - | 37,363 | 42,358 | 33,401 | 34,586 | | |
| FWNA-22878-V-P | 228 x 36/78 | 3 | 4 | 19 | - | 39,184 | 44,226 | 35,184 | 36,379 | | |
| FWNA-24078-V-P | 240 x 36/78 | 3 | 4 | 19 | - | 41,109 | 46,209 | 37,064 | 38,273 | | |



INSET LAMINATE TOP WITH HARDWOOD EDGE


| BASE OPTIONS | CODE | PRICE | NOTES |
|--|-----------------------|----------------|--|
| Metal Trim Finish Options: | | | |
| Powder Coat | No Code | No Charge | Tapered and Rounded Rectangle Bases are standard with a metal trim detail in either Powder Coat or Clear Anodized. Other finishes available at an upcharge. |
| Clear Anodized | -CA | No Charge | |
| GoldMatt Anodized | -GMA | \$941 | |
| Antique Brass Anodized | -ABA | \$941 | |
| Light Bronze Anodized | -LBA | \$471 | |
| High Polish Finish | -HPF | \$554 | |
| Upholstered Base Option: | | | |
| | | -COM | -A -B -C -D -E -F -G |
| Upholstered Base, 54", 56", 58" Wide Tables | -UPH-48 | \$1,045 | \$1,359 \$1,463 \$1,568 \$1,672 \$2,404 \$2,822 \$3,031 |
| Upholstered Base, 60" Wide Table | -UPH-54 | \$1,045 | \$1,411 \$1,516 \$1,550 \$1,725 \$2,508 \$2,926 \$3,135 |
| Upholstered Base, 66", 68" Wide Tables | -UPH-60 | \$1,045 | \$1,463 \$1,568 \$1,672 \$1,777 \$2,717 \$3,135 \$3,344 |
| Upholstered Base, 70", 72" Wide Tables | -UPH-66 | \$1,045 | \$1,568 \$1,672 \$1,777 \$1,881 \$3,135 \$3,553 \$3,762 |
| Upholstered Base, 76", 78" Wide Tables | -UPH-72 | \$1,045 | \$1,672 \$1,777 \$1,881 \$1,986 \$3,658 \$4,076 \$4,285 |
| Acrylic Base Option: | | | |
| Acrylic, 54", 56", 58" Wide Tables | -ACR-48 | \$2,000 | Acrylic option applied to end/inner panels of Tapered Bases only. |
| Acrylic, 60" Wide Table | -ACR-54 | \$2,400 | |
| Acrylic, 66", 68" Wide Tables | -ACR-60 | \$2,600 | |
| Acrylic, 70", 72" Wide Tables | -ACR-66 | \$2,800 | |
| Acrylic, 76", 78" Wide Tables | -ACR-72 | \$3,100 | |
| Paint Option: | | | |
| Veneer Rounded Rectangle Base Inner Shell | -PVRR | DEDUCT \$471 | Paint option on Veneer Rounded Rectangle Base Inner Shell |
| Laminate Rounded Rectangle Base Inner Shell | -PLRR | No Charge | Paint option on Laminate Rounded Rectangle Base Inner Shell |
| Fenix Tapered Base End/Inner Panels | -PFTP | DEDUCT \$471 | Paint option on Fenix Tapered Base End/Inner Panels |
| Veneer Tapered Base End/Inner Panels | -PVTP | DEDUCT \$471 | Paint option on Veneer Tapered Base End/Inner Panels |
| Laminate Tapered Base End/Inner Panels | -PLTP | No Charge | Paint option on Laminate Tapered Base End/Inner Panels |
| Center Column Base Finish Options: | | | |
| Painted Center Column Base* | -CRP | No Charge | To replace existing middle base (Hoop Base and T-Base only) |
| Veneer Center Column Base* | -CRV | No Charge | |
| Polished Chrome Finish Options: | | | |
| Polished Chrome Hoop Base (2 base tables) | -PCHP2 | \$2,768 | *When specifying -CRV or -CRP in conjunction with a Polished Chrome finish on Hoop Base or T-Base tables with 3 bases, use the upcharge code and pricing for 2 base tables (-PCHP2 or -PCTB2). |
| Polished Chrome Hoop Base (3 base tables) | -PCHP3 | \$4,149 | |
| Polished Chrome T-Base (2 base tables) | -PCTB2 | \$2,768 | |
| Polished Chrome T-Base (3 base tables) | -PCTB3 | \$4,149 | |
| T-Base Combination Finish (2 base tables) | -PCCBF2 | \$1,694 | |
| T-Base Combination Finish (3 base tables) | -PCCBF3 | \$2,542 | |
| TOP OPTIONS | | | |
| Multi-Section Tops: | | | |
| 102", 108", 114" and 120" one-piece tops split into two sections | Specify -2 | \$824 | Power Matrix (center of table location only) cannot be specified when this option is selected |
| POWER OPTIONS | | | |
| Low Profile Perimeter Power Option: | | | |
| 72"-132" Tables | -LPP6C | \$6,532 | See page 29 for location information (10) simplex outlets, (10) USB-A+C ports, (4) Modular AV Inserts/Plates |
| 144"-156" Tables | -LPP8C | \$9,144 | |
| 168"-240" Tables | -LPP10C | \$12,436 | |
| For USB-C+C | Add -USB-DualC | No Charge | |
| Field-Wired Option: | | | |
| 72"-132" Tables | Add -FW | DEDUCT \$1,945 | Some local electrical codes may require hardwiring of components and may not allow the use of standard modular power systems. A junction box will be provided when ordering the -FW option |
| 144"-156" Tables | Add -FW | DEDUCT \$2,378 | |
| 168"-240" Tables | Add -FW | DEDUCT \$2,913 | |
| Other Power and Data Options: See pages 204-213 | | | |





INSET LAMINATE TOP WITH HARDWOOD EDGE

EDGE PROFILE



Reverse Flow Edge

GENERAL INFORMATION

- Tops are 1-1/8"-thick with 3/16"-deep hardwood edge band
- Seating capacity based on 27" per person
- Overall table height 29.5"
- T-Base combination finish includes a Polished Chrome foot and Powder Coat vertical column
- Beam finish will match Metal Finish selection. If no Metal Finish is selected, beams will be Foil.
- If Polished Chrome Finish is specified on the T-Base or Hoop Base, the beams will be Foil.
- Tables with three Hoop or T-Bases will default to the same base style for all three bases. An alternate Center Column Base may also be specified above.
- One wire manager included with the Hoop Base table (regardless of table size). Can be adhered to the leg and will default to the finish of the leg. Wire manager on veneer Hoop Bases will be veneered to match the base veneer option. If additional wire management channels are required, they can be purchased separately at the end of the price list.
- Rectangle, Expandable Rectangle, Tapered, Rounded Rectangle, Metal T-Base, Panel, Island, and Center Column bases include a removable access panel
- Tapered and Rounded Rectangle bases standard with a metal trim detail
- Veneer Hoop Base finish will match Top veneer finish
- Upholstery option is applied on the Rounded Rectangle outer base shell or Tapered Base end panel. For COM fabrics, yardage requirement is 1 yard per base.
- Center Wire Chase available on two base tables for more robust wire management needs. See page 213.
- On Tapered base tables with center bases, the center base will default to the finish selections specified for the end bases. Metal finish on center bases will default to the finish selection on the end base.
- On Rounded Rectangle base tables with center bases, both sides of the center base will default to the finish selection specified for the inner shell of the end bases. Metal finish on center base will default to finish selection specified for end base.
- If a powder coat finish is not selected for the Low Profile Perimeter Power, the finish will match the beam metal finish (Foil is the default when Clear Anodized is selected)
- Low Profile Perimeter Power option is not available on tables with Panel (-PP & -VP) and Hoop (-HP & -VHP) bases


REQUIRED INFORMATION (ORDER CANNOT BE ENTERED WITHOUT THIS INFORMATION)

See appendix pages vi-xii for surface material options.

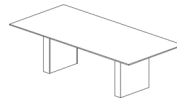
- Choose Veneer Finish
- Choose Laminate Finish, if Laminate base specified
- Choose Fenix Finish, if Fenix base specified
- Choose Paint Finish, if Painted base or paint option specified
- Choose Metal Finish. Clear Anodized (-CA), GoldMatt Anodized (-GMA), Antique Brass Anodized (-ABA) and Light Bronze Anodized (-LBA) not available on T-Base or Hoop Base.
- Choose Powder Coat Finish, if Low Profile Perimeter Power is selected
- Choose Metal Finish for base trim detail, if Tapered or Rounded Rectangle Bases specified
- Choose Upholstery, if Upholstery Base Option specified
- Choose Acrylic Finish, if Acrylic Base Option specified



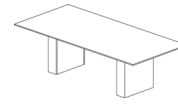
LAMINATE TOP WITH SQUARE EDGE



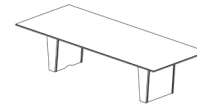
RECTANGLE TOP



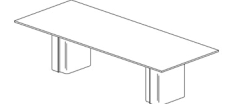
Rectangle Base



Expandable Rectangle Base



Tapered Base




Rounded Rectangle Base

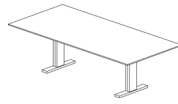
| RECTANGLE TABLES | | | | | RECTANGLE BASE | EXPANDABLE RECTANGLE BASE | TAPERED BASE | | ROUNDED RECTANGLE BASE | |
|------------------|----------|----------|--------------|------------------|----------------|---------------------------|--------------|---------|------------------------|---------|
| | | | | | Painted | Painted | Laminate | Painted | Laminate | Painted |
| MODEL # | L x W | BASE QTY | TOP SECTIONS | SEATING CAPACITY | -PR | -PX | -LTP | -PTP | -LRR | -PRR |
| FWNT-7236-PE | 72 x 36 | 2 | 1 | 6 | 5,731 | 6,140 | - | - | - | - |
| FWNT-7242-PE | 72 x 42 | 2 | 1 | 6 | 6,491 | 6,936 | - | - | - | - |
| FWNT-7842-PE | 78 x 42 | 2 | 1 | 6 | 7,138 | 7,614 | - | - | - | - |
| FWNT-8442-PE | 84 x 42 | 2 | 1 | 8 | 7,334 | 7,810 | - | - | - | - |
| FWNT-8448-PE | 84 x 48 | 2 | 1 | 8 | 7,920 | 8,412 | 9,611 | 9,611 | 9,944 | 9,944 |
| FWNT-9042-PE | 90 x 42 | 2 | 1 | 8 | 7,920 | 8,421 | - | - | - | - |
| FWNT-9048-PE | 90 x 48 | 2 | 1 | 8 | 8,569 | 9,087 | 10,348 | 10,348 | 10,698 | 10,698 |
| FWNT-9642-PE | 96 x 42 | 2 | 1 | 8 | 8,127 | 8,627 | - | - | - | - |
| FWNT-9648-PE | 96 x 48 | 2 | 1 | 8 | 8,808 | 9,326 | 10,587 | 10,587 | 10,937 | 10,937 |
| FWNT-10242-PE | 102 x 42 | 2 | 1 | 8 | 8,796 | 9,324 | - | - | - | - |
| FWNT-10248-PE | 102 x 48 | 2 | 1 | 8 | 9,548 | 10,095 | 11,426 | 11,426 | 11,795 | 11,795 |
| FWNT-10842-PE | 108 x 42 | 2 | 1 | 10 | 9,013 | 9,542 | - | - | - | - |
| FWNT-10848-PE | 108 x 48 | 2 | 1 | 10 | 9,800 | 10,347 | 11,678 | 11,678 | 12,047 | 12,047 |
| FWNT-10854-PE | 108 x 54 | 2 | 1 | 12 | 10,733 | 11,304 | 12,694 | 12,694 | 13,080 | 13,080 |
| FWNT-11442-PE | 114 x 42 | 2 | 1 | 10 | 9,717 | 10,273 | - | - | - | - |
| FWNT-11448-PE | 114 x 48 | 2 | 1 | 10 | 10,581 | 11,156 | 12,557 | 12,557 | 12,946 | 12,946 |
| FWNT-11454-PE | 114 x 54 | 2 | 1 | 12 | 11,604 | 12,204 | 13,668 | 13,668 | 14,074 | 14,074 |
| FWNT-12042-PE | 120 x 42 | 2 | 1 | 10 | 9,945 | 10,501 | - | - | - | - |
| FWNT-12048-PE | 120 x 48 | 2 | 1 | 10 | 10,846 | 11,421 | 12,822 | 12,822 | 13,211 | 13,211 |
| FWNT-12054-PE | 120 x 54 | 2 | 1 | 12 | 11,909 | 12,509 | 13,973 | 13,973 | 14,379 | 14,379 |
| FWNT-13248-PE | 132 x 48 | 2 | 2 | 10 | 11,849 | 12,448 | 13,907 | 13,907 | 14,312 | 14,312 |
| FWNT-13254-PE | 132 x 54 | 2 | 2 | 12 | 13,041 | 13,667 | 15,192 | 15,192 | 15,615 | 15,615 |
| FWNT-14448-PE | 144 x 48 | 2 | 2 | 12 | 12,897 | 13,520 | 15,038 | 15,038 | 15,459 | 15,459 |
| FWNT-14454-PE | 144 x 54 | 2 | 2 | 14 | 14,225 | 14,876 | 16,462 | 16,462 | 16,902 | 16,902 |
| FWNT-14460-PE | 144 x 60 | 2 | 2 | 14 | 15,778 | 16,463 | 18,133 | 18,133 | 18,597 | 18,597 |
| FWNT-15648-PE | 156 x 48 | 3 | 2 | 14 | 16,939 | 17,883 | 20,184 | 20,184 | 20,822 | 20,822 |
| FWNT-15654-PE | 156 x 54 | 3 | 2 | 14 | 18,520 | 19,506 | 21,908 | 21,908 | 22,575 | 22,575 |
| FWNT-15660-PE | 156 x 60 | 3 | 2 | 14 | 20,377 | 21,415 | 23,946 | 23,946 | 24,648 | 24,648 |
| FWNT-16854-PE | 168 x 54 | 3 | 2 | 16 | 19,284 | 20,271 | 22,673 | 22,673 | 23,340 | 23,340 |
| FWNT-16860-PE | 168 x 60 | 3 | 2 | 16 | 21,249 | 22,287 | 24,818 | 24,818 | 25,520 | 25,520 |
| FWNT-18054-PE | 180 x 54 | 3 | 2 | 16 | 20,049 | 21,035 | 23,438 | 23,438 | 24,105 | 24,105 |
| FWNT-18060-PE | 180 x 60 | 3 | 2 | 16 | 22,121 | 23,159 | 25,690 | 25,690 | 26,392 | 26,392 |
| FWNT-19254-PE | 192 x 54 | 3 | 2 | 18 | 20,814 | 21,800 | 24,064 | 24,064 | 24,911 | 24,911 |
| FWNT-19260-PE | 192 x 60 | 3 | 2 | 18 | 22,994 | 24,032 | 26,417 | 26,417 | 27,309 | 27,309 |
| FWNT-19266-PE | 192 x 66 | 3 | 4 | 18 | 28,211 | 29,313 | 31,841 | 31,841 | 32,788 | 32,788 |
| FWNT-19272-PE | 192 x 72 | 3 | 4 | 18 | 29,555 | 30,657 | 31,789 | 31,789 | 32,937 | 32,937 |
| FWNT-20454-PE | 204 x 54 | 3 | 2 | 18 | 22,455 | 23,481 | 25,837 | 25,837 | 26,718 | 26,718 |
| FWNT-20460-PE | 204 x 60 | 3 | 2 | 18 | 24,835 | 25,916 | 28,397 | 28,397 | 29,325 | 29,325 |
| FWNT-20466-PE | 204 x 66 | 3 | 4 | 18 | 30,541 | 31,687 | 34,318 | 34,318 | 35,303 | 35,303 |
| FWNT-20472-PE | 204 x 72 | 3 | 4 | 18 | 32,028 | 33,174 | 34,353 | 34,353 | 35,547 | 35,547 |
| FWNT-21654-PE | 216 x 54 | 3 | 2 | 20 | 23,818 | 24,869 | 27,282 | 27,282 | 28,185 | 28,185 |
| FWNT-21660-PE | 216 x 60 | 3 | 2 | 20 | 26,371 | 27,478 | 30,020 | 30,020 | 30,971 | 30,971 |
| FWNT-21666-PE | 216 x 66 | 3 | 4 | 20 | 32,500 | 33,674 | 36,370 | 36,370 | 37,378 | 37,378 |
| FWNT-21672-PE | 216 x 72 | 3 | 4 | 20 | 34,112 | 35,286 | 36,493 | 36,493 | 37,717 | 37,717 |
| FWNT-22854-PE | 228 x 54 | 3 | 2 | 20 | 24,867 | 25,928 | 28,365 | 28,365 | 29,276 | 29,276 |
| FWNT-22860-PE | 228 x 60 | 3 | 2 | 20 | 27,561 | 28,678 | 31,244 | 31,244 | 32,204 | 32,204 |
| FWNT-22866-PE | 228 x 66 | 3 | 4 | 20 | 34,034 | 35,220 | 37,941 | 37,941 | 38,959 | 38,959 |
| FWNT-22872-PE | 228 x 72 | 3 | 4 | 20 | 35,752 | 36,938 | 38,157 | 38,157 | 39,392 | 39,392 |
| FWNT-24054-PE | 240 x 54 | 3 | 2 | 20 | 25,981 | 27,054 | 29,518 | 29,518 | 30,440 | 30,440 |
| FWNT-24060-PE | 240 x 60 | 3 | 2 | 20 | 28,822 | 29,953 | 32,547 | 32,547 | 33,518 | 33,518 |
| FWNT-24066-PE | 240 x 66 | 3 | 4 | 20 | 35,660 | 36,858 | 39,610 | 39,610 | 40,640 | 40,640 |
| FWNT-24072-PE | 240 x 72 | 3 | 4 | 20 | 37,489 | 38,687 | 39,920 | 39,920 | 41,169 | 41,169 |



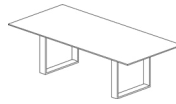
LAMINATE TOP WITH SQUARE EDGE



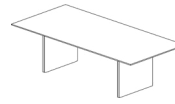
RECTANGLE TOP



T-Base



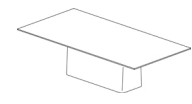
Hoop Base



Panel Base



Four Post Base



Island Base

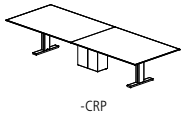
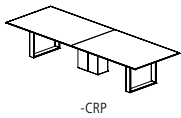
RECTANGLE TABLES

| MODEL # | L x W | BASE QTY | TOP SECTIONS | SEATING CAPACITY | T-BASE | HOOP BASE | PANEL BASE | FOUR POST BASE | ISLAND BASE |
|---------------|----------|----------|--------------|------------------|--------|-----------|------------|----------------|-------------|
| | | | | | Metal | Metal | Painted | Painted | Painted |
| | | | | | -TB | -HP | -PP | -P4 | -PN |
| FWNT-7236-PE | 72 x 36 | 2 | 1 | 6 | 5,092 | - | - | 5,731 | - |
| FWNT-7242-PE | 72 x 42 | 2 | 1 | 6 | 5,796 | - | - | 6,491 | - |
| FWNT-7842-PE | 78 x 42 | 2 | 1 | 6 | 6,395 | - | - | 7,138 | - |
| FWNT-8442-PE | 84 x 42 | 2 | 1 | 8 | 6,590 | - | - | 7,334 | - |
| FWNT-8448-PE | 84 x 48 | 2 | 1 | 8 | 7,151 | 8,412 | 6,603 | 7,920 | - |
| FWNT-9042-PE | 90 x 42 | 2 | 1 | 8 | 7,138 | - | - | 7,920 | - |
| FWNT-9048-PE | 90 x 48 | 2 | 1 | 8 | 7,760 | 9,087 | 7,184 | 8,569 | - |
| FWNT-9642-PE | 96 x 42 | 2 | 1 | 8 | 7,345 | - | - | 8,127 | - |
| FWNT-9648-PE | 96 x 48 | 2 | 1 | 8 | 7,999 | 9,326 | 7,423 | 8,808 | - |
| FWNT-10242-PE | 102 x 42 | 2 | 1 | 8 | 7,970 | - | - | 8,796 | - |
| FWNT-10248-PE | 102 x 48 | 2 | 1 | 8 | 8,694 | 10,095 | 8,086 | 9,548 | - |
| FWNT-10842-PE | 108 x 42 | 2 | 1 | 10 | 8,188 | - | - | 9,013 | - |
| FWNT-10848-PE | 108 x 48 | 2 | 1 | 10 | 8,946 | 10,347 | 8,338 | 9,800 | - |
| FWNT-10854-PE | 108 x 54 | 2 | 1 | 12 | 9,841 | 11,304 | 9,206 | 10,733 | 12,127 |
| FWNT-11442-PE | 114 x 42 | 2 | 1 | 10 | 8,847 | - | - | 9,717 | - |
| FWNT-11448-PE | 114 x 48 | 2 | 1 | 10 | 9,682 | 11,156 | 9,042 | 10,581 | - |
| FWNT-11454-PE | 114 x 54 | 2 | 1 | 12 | 10,665 | 12,204 | 9,996 | 11,604 | 13,072 |
| FWNT-12042-PE | 120 x 42 | 2 | 1 | 10 | 9,076 | - | - | 9,945 | - |
| FWNT-12048-PE | 120 x 48 | 2 | 1 | 10 | 9,947 | 11,421 | 9,307 | 10,846 | - |
| FWNT-12054-PE | 120 x 54 | 2 | 1 | 12 | 10,969 | 12,509 | 10,301 | 11,909 | 13,376 |
| FWNT-13248-PE | 132 x 48 | 2 | 2 | 10 | 10,912 | 12,448 | 10,245 | 11,849 | - |
| FWNT-13254-PE | 132 x 54 | 2 | 2 | 12 | 12,063 | 13,667 | 11,367 | 13,041 | 14,570 |
| FWNT-14448-PE | 144 x 48 | 2 | 2 | 12 | 11,923 | 13,520 | 11,229 | 12,897 | - |
| FWNT-14454-PE | 144 x 54 | 2 | 2 | 14 | 13,208 | 14,876 | 12,484 | 14,225 | 15,815 |
| FWNT-14460-PE | 144 x 60 | 2 | 2 | 14 | 14,707 | 16,463 | 13,944 | 15,778 | 17,453 |
| FWNT-15648-PE | 156 x 48 | 3 | 2 | 14 | 15,463 | 17,883 | 14,413 | 16,939 | - |
| FWNT-15654-PE | 156 x 54 | 3 | 2 | 14 | 16,978 | 19,506 | 15,881 | 18,520 | 17,816 |
| FWNT-15660-PE | 156 x 60 | 3 | 2 | 14 | 18,753 | 21,415 | 17,597 | 20,377 | 19,636 |
| FWNT-16854-PE | 168 x 54 | 3 | 2 | 16 | 17,743 | 20,271 | 16,646 | 19,284 | 18,581 |
| FWNT-16860-PE | 168 x 60 | 3 | 2 | 16 | 19,625 | 22,287 | 18,470 | 21,249 | 20,508 |
| FWNT-18054-PE | 180 x 54 | 3 | 2 | 16 | 18,508 | 21,035 | 17,411 | 20,049 | 25,572 |
| FWNT-18060-PE | 180 x 60 | 3 | 2 | 16 | 20,497 | 23,159 | 19,342 | 22,121 | 27,938 |
| FWNT-19254-PE | 192 x 54 | 3 | 2 | 18 | 19,273 | 21,800 | 18,175 | 20,814 | 26,337 |
| FWNT-19260-PE | 192 x 60 | 3 | 2 | 18 | 21,370 | 24,032 | 20,215 | 22,994 | 28,811 |
| FWNT-19266-PE | 192 x 66 | 3 | 4 | 18 | - | 29,313 | 25,264 | 28,211 | 34,381 |
| FWNT-19272-PE | 192 x 72 | 3 | 4 | 18 | - | 30,657 | 26,608 | 29,555 | 35,725 |
| FWNT-20454-PE | 204 x 54 | 3 | 2 | 18 | 20,850 | 23,481 | 19,709 | 22,455 | 28,202 |
| FWNT-20460-PE | 204 x 60 | 3 | 2 | 18 | 23,146 | 25,916 | 21,943 | 24,835 | 30,888 |
| FWNT-20466-PE | 204 x 66 | 3 | 4 | 18 | - | 31,687 | 27,474 | 30,541 | 36,961 |
| FWNT-20472-PE | 204 x 72 | 3 | 4 | 18 | - | 33,174 | 28,961 | 32,028 | 38,448 |
| FWNT-21654-PE | 216 x 54 | 3 | 2 | 20 | 22,175 | 24,869 | 21,005 | 23,818 | 29,705 |
| FWNT-21660-PE | 216 x 60 | 3 | 2 | 20 | 24,640 | 27,478 | 23,408 | 26,371 | 32,571 |
| FWNT-21666-PE | 216 x 66 | 3 | 4 | 20 | - | 33,674 | 29,358 | 32,500 | 39,076 |
| FWNT-21672-PE | 216 x 72 | 3 | 4 | 20 | - | 35,286 | 30,970 | 34,112 | 40,688 |
| FWNT-22854-PE | 228 x 54 | 3 | 2 | 20 | 23,208 | 25,928 | 22,027 | 24,867 | 30,811 |
| FWNT-22860-PE | 228 x 60 | 3 | 2 | 20 | 25,813 | 28,678 | 24,570 | 27,561 | 33,820 |
| FWNT-22866-PE | 228 x 66 | 3 | 4 | 20 | - | 35,220 | 30,862 | 34,034 | 40,674 |
| FWNT-22872-PE | 228 x 72 | 3 | 4 | 20 | - | 36,938 | 32,580 | 35,752 | 42,392 |
| FWNT-24054-PE | 240 x 54 | 3 | 2 | 20 | 24,303 | 27,054 | 23,109 | 25,981 | 31,992 |
| FWNT-24060-PE | 240 x 60 | 3 | 2 | 20 | 27,055 | 29,953 | 25,798 | 28,822 | 35,153 |
| FWNT-24066-PE | 240 x 66 | 3 | 4 | 20 | - | 36,858 | 32,452 | 35,660 | 42,374 |
| FWNT-24072-PE | 240 x 72 | 3 | 4 | 20 | - | 38,687 | 34,281 | 37,489 | 44,203 |



LAMINATE TOP WITH SQUARE EDGE

| BASE OPTIONS | CODE | PRICE | NOTES |
|--|-----------------------|-------------------|--|
| Metal Trim Finish Options: | | | |
| Powder Coat | No Code | No Charge | Tapered and Rounded Rectangle Bases are standard with a metal trim detail in either Powder Coat or Clear Anodized. Other finishes available at an upcharge. |
| Clear Anodized | -CA | No Charge | |
| GoldMatt Anodized | -GMA | \$941 | |
| Antique Brass Anodized | -ABA | \$941 | |
| Light Bronze Anodized | -LBA | \$471 | |
| High Polish Finish | -HPF | \$554 | |
| Upholstered Base Option: | | | |
| | | -COM | -A -B -C -D -E -F -G |
| Upholstered Base, 48" Wide Table | -UPH-48 | \$1,045 | \$1,359 \$1,463 \$1,568 \$1,672 \$2,404 \$2,822 \$3,031 |
| Upholstered Base, 54" Wide Table | -UPH-54 | \$1,045 | \$1,411 \$1,516 \$1,550 \$1,725 \$2,508 \$2,926 \$3,135 |
| Upholstered Base, 60" Wide Table | -UPH-60 | \$1,045 | \$1,463 \$1,568 \$1,672 \$1,777 \$2,717 \$3,135 \$3,344 |
| Upholstered Base, 66" Wide Table | -UPH-66 | \$1,045 | \$1,568 \$1,672 \$1,777 \$1,881 \$3,135 \$3,553 \$3,762 |
| Upholstered Base, 72" Wide Table | -UPH-72 | \$1,045 | \$1,672 \$1,777 \$1,881 \$1,986 \$3,658 \$4,076 \$4,285 |
| Acrylic Base Option: | | | |
| Acrylic, 48" Wide Table | -ACR-48 | \$2,000 | Acrylic option applied to end/inner panels of Tapered Bases only. |
| Acrylic, 54" Wide Table | -ACR-54 | \$2,400 | |
| Acrylic, 60" Wide Table | -ACR-60 | \$2,600 | |
| Acrylic, 66" Wide Table | -ACR-66 | \$2,800 | |
| Acrylic, 72" Wide Table | -ACR-72 | \$3,100 | |
| Paint Option: | | | |
| Laminate Tapered Base End/Inner Panels | -PLTP | No Charge | Paint option on Laminated Tapered Base End/Inner Panels |
| Remove Center Column for Four Post Base Options: | | | |
| If -P4 base is selected | -4COLP | DEDUCT \$903 | Available on tables 96" and shorter only |
| Center Column Base Finish Options: | | | |
| Painted Center Column Base* | -CRP | No Charge | To replace existing middle base (Hoop Base and T-Base only) |
| Polished Chrome Finish Options: | | | |
| Polished Chrome Four Post Base | -PCFB | \$2,768 | *When specifying -CRV or -CRP in conjunction with a Polished Chrome finish on Hoop Base or T-Base tables with 3 bases, use the upcharge code and pricing for 2 base tables (-PCHP2 or -PCTB2). |
| Polished Chrome Hoop Base (2 base tables) | -PCHP2 | \$2,768 | |
| Polished Chrome Hoop Base (3 base tables) | -PCHP3 | \$4,149 | |
| Polished Chrome T-Base (2 base tables) | -PCTB2 | \$2,768 | |
| Polished Chrome T-Base (3 base tables) | -PCTB3 | \$4,149 | |
| T-Base Combination Finish (2 base tables) | -PCCBF2 | \$1,694 | |
| T-Base Combination Finish (3 base tables) | -PCCBF3 | \$2,542 | |
| TOP OPTIONS | | | |
| Multi-Section Tops: | | | |
| 102", 108", 114" and 120" one-piece tops split into two sections | Specify -2 | \$824 | Power Matrix (center of table location only) cannot be specified when this option is selected |
| 204", 216", 228" or 240" two-piece tops split into four sections | Specify -4 | \$1,642 | |
| POWER OPTIONS | | | |
| Low Profile Perimeter Power Option: | | | See page 29 for location information |
| 72"-132" Tables | -LPP6C | \$6,532 | (10) simplex outlets, (10) USB-A+C ports, (4) Modular AV Inserts/Plates (14) simplex outlets, (14) USB-A+C ports, (4) Modular AV Inserts/Plates (18) simplex outlets, (18) USB-A+C ports, (4) Modular AV Inserts/Plates Replaces USB-A+C ports |
| 144"-156" Tables | -LPP8C | \$9,144 | |
| 168"-240" Tables | -LPP10C | \$12,436 | |
| For USB-C+C | Add -USB-DualC | No Charge | |
| Field-Wired Option: | | | |
| 72"-132" Tables | Add -FW | DEDUCT \$1,945 | Some local electrical codes may require hardwiring of components and may not allow the use of standard modular power systems. A junction box will be provided when ordering the -FW option |
| 144"-156" Tables | Add -FW | DEDUCT \$2,378 | |
| 168"-240" Tables | Add -FW | DEDUCT \$2,913 | |
| Other Power and Data Options: | | See pages 204-213 | |





LAMINATE TOP WITH SQUARE EDGE

EDGE PROFILE



Square Edge

GENERAL INFORMATION

- Tops are 1-1/8" -thick with 2mm edge
- Seating capacity based on 27" per person
- Overall table height 29.5"
- Four Post Base includes a 12"x24" center column for wire management. Center column may be removed from tables 96" and shorter with option -4COLP above. On tables over 96", the center column is required for support.
- T-Base combination finish includes a Polished Chrome foot and Powder Coat vertical column
- Beam finish will match Metal Finish selection. If no Metal Finish is selected, beams will be Foil.
- If Polished Chrome Finish is specified on the T-Base or Hoop Base, the beams will be Foil. If Polished Chrome Finish is specified on the Four Post Base, the beams will be Clear Anodized.
- Tables with three Hoop or T-Bases will default to the same base style for all three bases. An alternate Center Column Base may also be specified above. One wire manager included with the Hoop Base table (regardless of table size). Can be adhered to the leg and will default to the finish of the leg. If additional wire management channels are required, they can be purchased separately at the end of the price list.
- Rectangle, Expandable Rectangle, Tapered, Rounded Rectangle, Metal T-Base, Panel, Island, and Center Column bases include a removable access panel
- Tapered and Rounded Rectangle bases standard with a metal trim detail
- Upholstery option is applied on the Rounded Rectangle outer base shell or Tapered Base end panel. For COM fabrics, yardage requirement is 1 yard per base.
- Center Wire Chase available on two base tables for more robust wire management needs. See page 213.
- On Tapered base tables with center bases, the center base will default to the finish selections specified for the end bases. Metal finish on center bases will default to the finish selection on the end base.
- On Rounded Rectangle base tables with center bases, both sides of the center base will default to the finish selection specified for the inner shell of the end bases. Metal finish on center base will default to finish selection specified for end base.
- If a powder coat finish is not selected for the Low Profile Perimeter Power, the finish will match the beam metal finish (Foil is the default when Clear Anodized is selected)


REQUIRED INFORMATION (ORDER CANNOT BE ENTERED WITHOUT THIS INFORMATION)

See appendix pages vi-xii for surface material options.

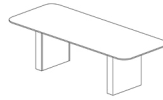
- Choose Laminate Finish
- Choose Edge Finish
- Choose Paint Finish, if Painted base or paint option specified
- Choose Metal Finish. Clear Anodized (-CA), GoldMatt Anodized (-GMA), Antique Brass Anodized (-ABA) and Light Bronze Anodized (-LBA) not available on T-Base or Hoop Base.
- Choose Powder Coat Finish, if Low Profile Perimeter Power is selected
- Choose Metal Finish for base trim detail, if Tapered or Rounded Rectangle Bases specified
- Choose Upholstery, if Upholstery Base Option specified
- Choose Acrylic Finish, if Acrylic Base Option specified



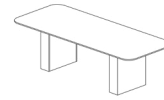
LAMINATE TOP WITH SQUARE EDGE



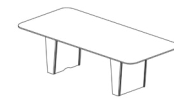
RADIUS RECTANGLE TOP



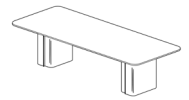
Rectangle Base



Expandable Rectangle Base



Tapered Base




Rounded Rectangle Base

| RADIUS RECTANGLE TABLES | | | | | RECTANGLE BASE | EXPANDABLE RECTANGLE BASE | TAPERED BASE | | ROUNDED RECTANGLE BASE | |
|-------------------------|----------|----------|--------------|------------------|----------------|---------------------------|--------------|---------|------------------------|---------|
| MODEL # | L x W | BASE QTY | TOP SECTIONS | SEATING CAPACITY | Painted | Painted | Laminate | Painted | Laminate | Painted |
| | | | | | -PR | -PX | -LTP | -PTP | -LRR | -PRR |
| FWNC-7236-PE | 72 x 36 | 2 | 1 | 6 | 5,731 | 6,140 | - | - | - | - |
| FWNC-7242-PE | 72 x 42 | 2 | 1 | 6 | 6,491 | 6,936 | - | - | - | - |
| FWNC-7842-PE | 78 x 42 | 2 | 1 | 6 | 7,138 | 7,614 | - | - | - | - |
| FWNC-8442-PE | 84 x 42 | 2 | 1 | 8 | 7,334 | 7,810 | - | - | - | - |
| FWNC-8448-PE | 84 x 48 | 2 | 1 | 8 | 7,920 | 8,412 | 9,611 | 9,611 | 9,944 | 9,944 |
| FWNC-9042-PE | 90 x 42 | 2 | 1 | 8 | 7,920 | 8,421 | - | - | - | - |
| FWNC-9048-PE | 90 x 48 | 2 | 1 | 8 | 8,569 | 9,087 | 10,348 | 10,348 | 10,698 | 10,698 |
| FWNC-9642-PE | 96 x 42 | 2 | 1 | 8 | 8,127 | 8,627 | - | - | - | - |
| FWNC-9648-PE | 96 x 48 | 2 | 1 | 8 | 8,808 | 9,326 | 10,587 | 10,587 | 10,937 | 10,937 |
| FWNC-10242-PE | 102 x 42 | 2 | 1 | 8 | 8,796 | 9,324 | - | - | - | - |
| FWNC-10248-PE | 102 x 48 | 2 | 1 | 8 | 9,548 | 10,095 | 11,426 | 11,426 | 11,795 | 11,795 |
| FWNC-10842-PE | 108 x 42 | 2 | 1 | 10 | 9,013 | 9,542 | - | - | - | - |
| FWNC-10848-PE | 108 x 48 | 2 | 1 | 10 | 9,800 | 10,347 | 11,678 | 11,678 | 12,047 | 12,047 |
| FWNC-10854-PE | 108 x 54 | 2 | 1 | 12 | 10,733 | 11,304 | 12,694 | 12,694 | 13,080 | 13,080 |
| FWNC-11442-PE | 114 x 42 | 2 | 1 | 10 | 9,717 | 10,273 | - | - | - | - |
| FWNC-11448-PE | 114 x 48 | 2 | 1 | 10 | 10,581 | 11,156 | 12,557 | 12,557 | 12,946 | 12,946 |
| FWNC-11454-PE | 114 x 54 | 2 | 1 | 12 | 11,604 | 12,204 | 13,668 | 13,668 | 14,074 | 14,074 |
| FWNC-12042-PE | 120 x 42 | 2 | 1 | 10 | 9,945 | 10,501 | - | - | - | - |
| FWNC-12048-PE | 120 x 48 | 2 | 1 | 10 | 10,846 | 11,421 | 12,822 | 12,822 | 13,211 | 13,211 |
| FWNC-12054-PE | 120 x 54 | 2 | 1 | 12 | 11,909 | 12,509 | 13,973 | 13,973 | 14,379 | 14,379 |
| FWNC-13248-PE | 132 x 48 | 2 | 2 | 10 | 11,849 | 12,448 | 13,907 | 13,907 | 14,312 | 14,312 |
| FWNC-13254-PE | 132 x 54 | 2 | 2 | 12 | 13,041 | 13,667 | 15,192 | 15,192 | 15,615 | 15,615 |
| FWNC-14448-PE | 144 x 48 | 2 | 2 | 12 | 12,897 | 13,520 | 15,038 | 15,038 | 15,459 | 15,459 |
| FWNC-14454-PE | 144 x 54 | 2 | 2 | 14 | 14,225 | 14,876 | 16,462 | 16,462 | 16,902 | 16,902 |
| FWNC-14460-PE | 144 x 60 | 2 | 2 | 14 | 15,778 | 16,463 | 18,133 | 18,133 | 18,597 | 18,597 |
| FWNC-15648-PE | 156 x 48 | 3 | 2 | 14 | 16,939 | 17,883 | 20,184 | 20,184 | 20,822 | 20,822 |
| FWNC-15654-PE | 156 x 54 | 3 | 2 | 14 | 18,520 | 19,506 | 21,908 | 21,908 | 22,575 | 22,575 |
| FWNC-15660-PE | 156 x 60 | 3 | 2 | 14 | 20,377 | 21,415 | 23,946 | 23,946 | 24,648 | 24,648 |
| FWNC-16854-PE | 168 x 54 | 3 | 2 | 16 | 19,284 | 20,271 | 22,673 | 22,673 | 23,340 | 23,340 |
| FWNC-16860-PE | 168 x 60 | 3 | 2 | 16 | 21,249 | 22,287 | 24,818 | 24,818 | 25,520 | 25,520 |
| FWNC-18054-PE | 180 x 54 | 3 | 2 | 16 | 20,049 | 21,035 | 23,438 | 23,438 | 24,105 | 24,105 |
| FWNC-18060-PE | 180 x 60 | 3 | 2 | 16 | 22,121 | 23,159 | 25,690 | 25,690 | 26,392 | 26,392 |
| FWNC-19254-PE | 192 x 54 | 3 | 2 | 18 | 20,814 | 21,800 | 24,064 | 24,064 | 24,911 | 24,911 |
| FWNC-19260-PE | 192 x 60 | 3 | 2 | 18 | 22,994 | 24,032 | 26,417 | 26,417 | 27,309 | 27,309 |
| FWNC-19266-PE | 192 x 66 | 3 | 4 | 18 | 28,211 | 29,313 | 31,841 | 31,841 | 32,788 | 32,788 |
| FWNC-19272-PE | 192 x 72 | 3 | 4 | 18 | 29,555 | 30,657 | 31,789 | 31,789 | 32,937 | 32,937 |
| FWNC-20454-PE | 204 x 54 | 3 | 2 | 18 | 22,455 | 23,481 | 25,837 | 25,837 | 26,718 | 26,718 |
| FWNC-20460-PE | 204 x 60 | 3 | 2 | 18 | 24,835 | 25,916 | 28,397 | 28,397 | 29,325 | 29,325 |
| FWNC-20466-PE | 204 x 66 | 3 | 4 | 18 | 30,541 | 31,687 | 34,318 | 34,318 | 35,303 | 35,303 |
| FWNC-20472-PE | 204 x 72 | 3 | 4 | 18 | 32,028 | 33,174 | 34,353 | 34,353 | 35,547 | 35,547 |
| FWNC-21654-PE | 216 x 54 | 3 | 2 | 20 | 23,818 | 24,869 | 27,282 | 27,282 | 28,185 | 28,185 |
| FWNC-21660-PE | 216 x 60 | 3 | 2 | 20 | 26,371 | 27,478 | 30,020 | 30,020 | 30,971 | 30,971 |
| FWNC-21666-PE | 216 x 66 | 3 | 4 | 20 | 32,500 | 33,674 | 36,370 | 36,370 | 37,378 | 37,378 |
| FWNC-21672-PE | 216 x 72 | 3 | 4 | 20 | 34,112 | 35,286 | 36,493 | 36,493 | 37,717 | 37,717 |
| FWNC-22854-PE | 228 x 54 | 3 | 2 | 20 | 24,867 | 25,928 | 28,365 | 28,365 | 29,276 | 29,276 |
| FWNC-22860-PE | 228 x 60 | 3 | 2 | 20 | 27,561 | 28,678 | 31,244 | 31,244 | 32,204 | 32,204 |
| FWNC-22866-PE | 228 x 66 | 3 | 4 | 20 | 34,034 | 35,220 | 37,941 | 37,941 | 38,959 | 38,959 |
| FWNC-22872-PE | 228 x 72 | 3 | 4 | 20 | 35,752 | 36,938 | 38,157 | 38,157 | 39,392 | 39,392 |
| FWNC-24054-PE | 240 x 54 | 3 | 2 | 20 | 25,981 | 27,054 | 29,518 | 29,518 | 30,440 | 30,440 |
| FWNC-24060-PE | 240 x 60 | 3 | 2 | 20 | 28,822 | 29,953 | 32,547 | 32,547 | 33,518 | 33,518 |
| FWNC-24066-PE | 240 x 66 | 3 | 4 | 20 | 35,660 | 36,858 | 39,610 | 39,610 | 40,640 | 40,640 |
| FWNC-24072-PE | 240 x 72 | 3 | 4 | 20 | 37,489 | 38,687 | 39,920 | 39,920 | 41,169 | 41,169 |



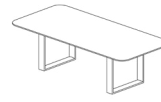
LAMINATE TOP WITH SQUARE EDGE



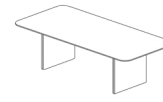
RADIUS RECTANGLE TOP



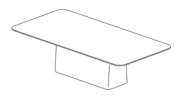
T-Base



Hoop Base



Panel Base



Island Base

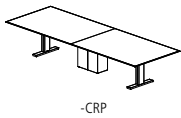
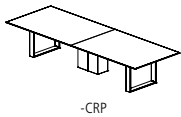
RADIUS RECTANGLE TABLES

| MODEL # | L x W | BASE QTY | TOP SECTIONS | SEATING CAPACITY | T-BASE | HOOP BASE | PANEL BASE | ISLAND BASE |
|---------------|----------|----------|--------------|------------------|--------|-----------|------------|-------------|
| | | | | | Metal | Metal | Painted | Painted |
| | | | | | -TB | -HP | -PP | -PN |
| FWNC-7236-PE | 72 x 36 | 2 | 1 | 6 | 5,092 | - | - | - |
| FWNC-7242-PE | 72 x 42 | 2 | 1 | 6 | 5,796 | - | - | - |
| FWNC-7842-PE | 78 x 42 | 2 | 1 | 6 | 6,395 | - | - | - |
| FWNC-8442-PE | 84 x 42 | 2 | 1 | 8 | 6,590 | - | - | - |
| FWNC-8448-PE | 84 x 48 | 2 | 1 | 8 | 7,151 | 8,412 | 6,603 | - |
| FWNC-9042-PE | 90 x 42 | 2 | 1 | 8 | 7,138 | - | - | - |
| FWNC-9048-PE | 90 x 48 | 2 | 1 | 8 | 7,760 | 9,087 | 7,184 | - |
| FWNC-9642-PE | 96 x 42 | 2 | 1 | 8 | 7,345 | - | - | - |
| FWNC-9648-PE | 96 x 48 | 2 | 1 | 8 | 7,999 | 9,326 | 7,423 | - |
| FWNC-10242-PE | 102 x 42 | 2 | 1 | 8 | 7,970 | - | - | - |
| FWNC-10248-PE | 102 x 48 | 2 | 1 | 8 | 8,694 | 10,095 | 8,086 | - |
| FWNC-10842-PE | 108 x 42 | 2 | 1 | 10 | 8,188 | - | - | - |
| FWNC-10848-PE | 108 x 48 | 2 | 1 | 10 | 8,946 | 10,347 | 8,338 | - |
| FWNC-10854-PE | 108 x 54 | 2 | 1 | 12 | 9,841 | 11,304 | 9,206 | 12,127 |
| FWNC-11442-PE | 114 x 42 | 2 | 1 | 10 | 8,847 | - | - | - |
| FWNC-11448-PE | 114 x 48 | 2 | 1 | 10 | 9,682 | 11,156 | 9,042 | - |
| FWNC-11454-PE | 114 x 54 | 2 | 1 | 12 | 10,665 | 12,204 | 9,996 | 13,072 |
| FWNC-12042-PE | 120 x 42 | 2 | 1 | 10 | 9,076 | - | - | - |
| FWNC-12048-PE | 120 x 48 | 2 | 1 | 10 | 9,947 | 11,421 | 9,307 | - |
| FWNC-12054-PE | 120 x 54 | 2 | 1 | 12 | 10,969 | 12,509 | 10,301 | 13,376 |
| FWNC-13248-PE | 132 x 48 | 2 | 2 | 10 | 10,912 | 12,448 | 10,245 | - |
| FWNC-13254-PE | 132 x 54 | 2 | 2 | 12 | 12,063 | 13,667 | 11,367 | 14,570 |
| FWNC-14448-PE | 144 x 48 | 2 | 2 | 12 | 11,923 | 13,520 | 11,229 | - |
| FWNC-14454-PE | 144 x 54 | 2 | 2 | 14 | 13,208 | 14,876 | 12,484 | 15,815 |
| FWNC-14460-PE | 144 x 60 | 2 | 2 | 14 | 14,707 | 16,463 | 13,944 | 17,453 |
| FWNC-15648-PE | 156 x 48 | 3 | 2 | 14 | 15,463 | 17,883 | 14,413 | - |
| FWNC-15654-PE | 156 x 54 | 3 | 2 | 14 | 16,978 | 19,506 | 15,881 | 17,816 |
| FWNC-15660-PE | 156 x 60 | 3 | 2 | 14 | 18,753 | 21,415 | 17,597 | 19,636 |
| FWNC-16854-PE | 168 x 54 | 3 | 2 | 16 | 17,743 | 20,271 | 16,646 | 18,581 |
| FWNC-16860-PE | 168 x 60 | 3 | 2 | 16 | 19,625 | 22,287 | 18,470 | 20,508 |
| FWNC-18054-PE | 180 x 54 | 3 | 2 | 16 | 18,508 | 21,035 | 17,411 | 25,572 |
| FWNC-18060-PE | 180 x 60 | 3 | 2 | 16 | 20,497 | 23,159 | 19,342 | 27,938 |
| FWNC-19254-PE | 192 x 54 | 3 | 2 | 18 | 19,273 | 21,800 | 18,175 | 26,337 |
| FWNC-19260-PE | 192 x 60 | 3 | 2 | 18 | 21,370 | 24,032 | 20,215 | 28,811 |
| FWNC-19266-PE | 192 x 66 | 3 | 4 | 18 | - | 29,313 | 25,264 | 34,381 |
| FWNC-19272-PE | 192 x 72 | 3 | 4 | 18 | - | 30,657 | 26,608 | 35,725 |
| FWNC-20454-PE | 204 x 54 | 3 | 2 | 18 | 20,850 | 23,481 | 19,709 | 28,202 |
| FWNC-20460-PE | 204 x 60 | 3 | 2 | 18 | 23,146 | 25,916 | 21,943 | 30,888 |
| FWNC-20466-PE | 204 x 66 | 3 | 4 | 18 | - | 31,687 | 27,474 | 36,961 |
| FWNC-20472-PE | 204 x 72 | 3 | 4 | 18 | - | 33,174 | 28,961 | 38,448 |
| FWNC-21654-PE | 216 x 54 | 3 | 2 | 20 | 22,175 | 24,869 | 21,005 | 29,705 |
| FWNC-21660-PE | 216 x 60 | 3 | 2 | 20 | 24,640 | 27,478 | 23,408 | 32,571 |
| FWNC-21666-PE | 216 x 66 | 3 | 4 | 20 | - | 33,674 | 29,358 | 39,076 |
| FWNC-21672-PE | 216 x 72 | 3 | 4 | 20 | - | 35,286 | 30,970 | 40,688 |
| FWNC-22854-PE | 228 x 54 | 3 | 2 | 20 | 23,208 | 25,928 | 22,027 | 30,811 |
| FWNC-22860-PE | 228 x 60 | 3 | 2 | 20 | 25,813 | 28,678 | 24,570 | 33,820 |
| FWNC-22866-PE | 228 x 66 | 3 | 4 | 20 | - | 35,220 | 30,862 | 40,674 |
| FWNC-22872-PE | 228 x 72 | 3 | 4 | 20 | - | 36,938 | 32,580 | 42,392 |
| FWNC-24054-PE | 240 x 54 | 3 | 2 | 20 | 24,303 | 27,054 | 23,109 | 31,992 |
| FWNC-24060-PE | 240 x 60 | 3 | 2 | 20 | 27,055 | 29,953 | 25,798 | 35,153 |
| FWNC-24066-PE | 240 x 66 | 3 | 4 | 20 | - | 36,858 | 32,452 | 42,374 |
| FWNC-24072-PE | 240 x 72 | 3 | 4 | 20 | - | 38,687 | 34,281 | 44,203 |



LAMINATE TOP WITH SQUARE EDGE

| BASE OPTIONS | CODE | PRICE | NOTES |
|--|-----------------------|----------------|--|
| Metal Trim Finish Options: | | | |
| Powder Coat | No Code | No Charge | Tapered and Rounded Rectangle Bases are standard with a metal trim detail in either Powder Coat or Clear Anodized. Other finishes available at an upcharge. |
| Clear Anodized | -CA | No Charge | |
| GoldMatt Anodized | -GMA | \$941 | |
| Antique Brass Anodized | -ABA | \$941 | |
| Light Bronze Anodized | -LBA | \$471 | |
| High Polish Finish | -HPF | \$554 | |
| Upholstered Base Option: | | | |
| | | -COM | -A -B -C -D -E -F -G |
| Upholstered Base, 48" Wide Table | -UPH-48 | \$1,045 | \$1,359 \$1,463 \$1,568 \$1,672 \$2,404 \$2,822 \$3,031 |
| Upholstered Base, 54" Wide Table | -UPH-54 | \$1,045 | \$1,411 \$1,516 \$1,550 \$1,725 \$2,508 \$2,926 \$3,135 |
| Upholstered Base, 60" Wide Table | -UPH-60 | \$1,045 | \$1,463 \$1,568 \$1,672 \$1,777 \$2,717 \$3,135 \$3,344 |
| Upholstered Base, 66" Wide Table | -UPH-66 | \$1,045 | \$1,568 \$1,672 \$1,777 \$1,881 \$3,135 \$3,553 \$3,762 |
| Upholstered Base, 72" Wide Table | -UPH-72 | \$1,045 | \$1,672 \$1,777 \$1,881 \$1,986 \$3,658 \$4,076 \$4,285 |
| Acrylic Base Option: | | | |
| Acrylic, 48" Wide Table | -ACR-48 | \$2,000 | Acrylic option applied to end/inner panels of Tapered Bases only. |
| Acrylic, 54" Wide Table | -ACR-54 | \$2,400 | |
| Acrylic, 60" Wide Table | -ACR-60 | \$2,600 | |
| Acrylic, 66" Wide Table | -ACR-66 | \$2,800 | |
| Acrylic, 72" Wide Table | -ACR-72 | \$3,100 | |
| Paint Option: | | | |
| Laminate Tapered Base End/Inner Panels | -PLTP | No Charge | Paint option on Laminate Tapered Base End/Inner Panels |
| Center Column Base Finish Options: | | | |
| Painted Center Column Base* | -CRP | No Charge | To replace existing middle base (Hoop Base and T-Base only) |
| Polished Chrome Finish Options: | | | |
| Polished Chrome Hoop Base (2 base tables) | -PCHP2 | \$2,768 | *When specifying -CRV or -CRP in conjunction with a Polished Chrome finish on Hoop Base or T-Base tables with 3 bases, use the upcharge code and pricing for 2 base tables (-PCHP2 or -PCTB2). |
| Polished Chrome Hoop Base (3 base tables) | -PCHP3 | \$4,149 | |
| Polished Chrome T-Base (2 base tables) | -PCTB2 | \$2,768 | |
| Polished Chrome T-Base (3 base tables) | -PCTB3 | \$4,149 | |
| T-Base Combination Finish (2 base tables) | -PCCBF2 | \$1,694 | |
| T-Base Combination Finish (3 base tables) | -PCCBF3 | \$2,542 | |
| TOP OPTIONS | | | |
| Multi-Section Tops: | | | |
| 102", 108", 114" and 120" one-piece tops split into two sections | Specify -2 | \$824 | Power Matrix (center of table location only) cannot be specified when this option is selected |
| 204", 216", 228" or 240" two-piece tops split into four sections | Specify -4 | \$1,642 | |
| POWER OPTIONS | | | |
| Low Profile Perimeter Power Option: | | | |
| 72"-132" Tables | -LPP6C | \$6,532 | See page 29 for location information (10) simplex outlets, (10) USB-A+C ports, (4) Modular AV Inserts/Plates (14) simplex outlets, (14) USB-A+C ports, (4) Modular AV Inserts/Plates (18) simplex outlets, (18) USB-A+C ports, (4) Modular AV Inserts/Plates Replaces USB-A+C ports |
| 144"-156" Tables | -LPP8C | \$9,144 | |
| 168"-240" Tables | -LPP10C | \$12,436 | |
| For USB-C+C | Add -USB-DualC | No Charge | |
| Field-Wired Option: | | | |
| 72"-132" Tables | Add -FW | DEDUCT \$1,945 | Some local electrical codes may require hardwiring of components and may not allow the use of standard modular power systems. A junction box will be provided when ordering the -FW option |
| 144"-156" Tables | Add -FW | DEDUCT \$2,378 | |
| 168"-240" Tables | Add -FW | DEDUCT \$2,913 | |
| Other Power and Data Options: | See pages 204-213 | | |





LAMINATE TOP WITH SQUARE EDGE

EDGE PROFILE



Square Edge

GENERAL INFORMATION

- Tops are 1-1/8" -thick with 2mm edge
- Seating capacity based on 27" per person
- Overall table height 29.5"
- T-Base combination finish includes a Polished Chrome foot and Powder Coat vertical column
- Beam finish will match Metal Finish selection. If no Metal Finish is selected, beams will be Foil.
- If Polished Chrome Finish is specified on the T-Base or Hoop Base, the beams will be Foil.
- Tables with three Hoop or T-Bases will default to the same base style for all three bases. An alternate Center Column Base may also be specified above.
- One wire manager included with the Hoop Base table (regardless of table size). Can be adhered to the leg and will default to the finish of the leg. If additional wire management channels are required, they can be purchased separately at the end of the price list.
- Rectangle, Expandable Rectangle, Tapered, Rounded Rectangle, Metal T-Base, Panel, Island, and Center Column bases include a removable access panel
- Tapered and Rounded Rectangle bases standard with a metal trim detail
- Upholstery option is applied on the Rounded Rectangle outer base shell or Tapered Base end panel. For COM fabrics, yardage requirement is 1 yard per base.
- Center Wire Chase available on two base tables for more robust wire management needs. See page 213.
- On Tapered base tables with center bases, the center base will default to the finish selections specified for the end bases. Metal finish on center bases will default to the finish selection on the end base.
- On Rounded Rectangle base tables with center bases, both sides of the center base will default to the finish selection specified for the inner shell of the end bases. Metal finish on center base will default to finish selection specified for end base.
- If a powder coat finish is not selected for the Low Profile Perimeter Power, the finish will match the beam metal finish (Foil is the default when Clear Anodized is selected)

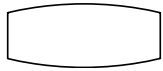
REQUIRED INFORMATION (ORDER CANNOT BE ENTERED WITHOUT THIS INFORMATION)

See appendix pages vi-xii for surface material options.

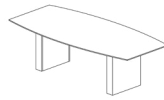
- Choose Laminate Finish
- Choose Edge Finish
- Choose Paint Finish, if Painted base or paint option specified
- Choose Metal Finish. Clear Anodized (-CA), GoldMatt Anodized (-GMA), Antique Brass Anodized (-ABA) and Light Bronze Anodized (-LBA) not available on T-Base or Hoop Base.
- Choose Powder Coat Finish, if Low Profile Perimeter Power is selected
- Choose Metal Finish for base trim detail, if Tapered or Rounded Rectangle Bases specified
- Choose Upholstery, if Upholstery Base Option specified
- Choose Acrylic Finish, if Acrylic Base Option specified



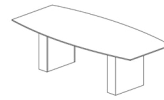
LAMINATE TOP WITH SQUARE EDGE



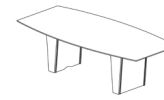
BOAT TOP



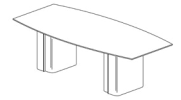
Rectangle Base



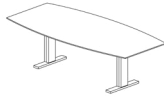
Expandable Rectangle Base



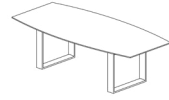
Tapered Base



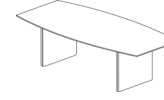
Rounded Rectangle Base



T-Base



Hoop Base



Panel Base



Four Post Base

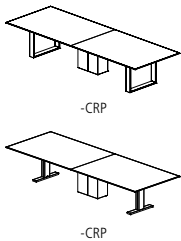
| BOAT TABLES | MODEL # | L x W | BASE QTY | TOP SECTIONS | SEATING CAPACITY | RECTANGLE BASE | | EXPANDABLE RECTANGLE BASE | | TAPERED BASE | | ROUNDED RECTANGLE BASE | |
|---------------|-------------|-------|----------|--------------|------------------|----------------|--------|---------------------------|--------|--------------|--------|------------------------|--------|
| | | | | | | Painted | -PR | Painted | -PX | Laminate | -LTP | Painted | -PTP |
| FWNB-7240-PE | 72 x 32/40 | 2 | 1 | 6 | 6,405 | | 6,405 | | 6,850 | - | - | - | - |
| FWNB-7840-PE | 78 x 32/40 | 2 | 1 | 6 | 7,038 | | 7,038 | | 7,514 | - | - | - | - |
| FWNB-8444-PE | 84 x 32/44 | 2 | 1 | 8 | 7,698 | | 7,698 | | 8,190 | 9,389 | 9,389 | 9,722 | 9,722 |
| FWNB-9044-PE | 90 x 32/44 | 2 | 1 | 8 | 8,319 | | 8,319 | | 8,837 | 10,098 | 10,098 | 10,448 | 10,448 |
| FWNB-9648-PE | 96 x 36/48 | 2 | 1 | 8 | 8,808 | | 8,808 | | 9,326 | 10,587 | 10,587 | 10,937 | 10,937 |
| FWNB-10248-PE | 102 x 36/48 | 2 | 1 | 8 | 9,548 | | 9,548 | | 10,095 | 11,426 | 11,426 | 11,795 | 11,795 |
| FWNB-10848-PE | 108 x 36/48 | 2 | 1 | 10 | 9,800 | | 9,800 | | 10,347 | 11,678 | 11,678 | 12,047 | 12,047 |
| FWNB-11450-PE | 114 x 36/50 | 2 | 1 | 10 | 11,235 | | 11,235 | | 11,835 | 13,299 | 13,299 | 13,705 | 13,705 |
| FWNB-12050-PE | 120 x 36/50 | 2 | 1 | 10 | 11,522 | | 11,522 | | 12,122 | 13,586 | 13,586 | 13,992 | 13,992 |
| FWNB-13254-PE | 132 x 36/54 | 2 | 2 | 10 | 13,041 | | 13,041 | | 13,667 | 15,192 | 15,192 | 15,615 | 15,615 |
| FWNB-14454-PE | 144 x 36/54 | 2 | 2 | 12 | 14,225 | | 14,225 | | 14,876 | 16,462 | 16,462 | 16,902 | 16,902 |
| FWNB-15654-PE | 156 x 36/54 | 3 | 2 | 12 | 18,520 | | 18,520 | | 19,506 | 21,908 | 21,908 | 22,575 | 22,575 |
| FWNB-16860-PE | 168 x 42/60 | 3 | 2 | 14 | 21,249 | | 21,249 | | 22,287 | 24,818 | 24,818 | 25,520 | 25,520 |
| FWNB-18060-PE | 180 x 42/60 | 3 | 2 | 14 | 22,121 | | 22,121 | | 23,159 | 25,690 | 25,690 | 26,392 | 26,392 |
| FWNB-19272-PE | 192 x 54/72 | 3 | 4 | 18 | 29,555 | | 29,555 | | 30,657 | 31,789 | 31,789 | 32,937 | 32,937 |
| FWNB-20472-PE | 204 x 54/72 | 3 | 4 | 18 | 32,028 | | 32,028 | | 33,174 | 34,353 | 34,353 | 35,547 | 35,547 |
| FWNB-21672-PE | 216 x 54/72 | 3 | 4 | 20 | 34,112 | | 34,112 | | 35,286 | 36,493 | 36,493 | 37,717 | 37,717 |
| FWNB-22872-PE | 228 x 54/72 | 3 | 4 | 20 | 35,752 | | 35,752 | | 36,938 | 38,157 | 38,157 | 39,392 | 39,392 |
| FWNB-24072-PE | 240 x 54/72 | 3 | 4 | 20 | 37,489 | | 37,489 | | 38,687 | 39,920 | 39,920 | 41,169 | 41,169 |

| BOAT TABLES | MODEL # | L x W | BASE QTY | TOP SECTIONS | SEATING CAPACITY | T-BASE | HOOP BASE | PANEL BASE | FOUR POST BASE |
|---------------|-------------|-------|----------|--------------|------------------|--------|-----------|------------|----------------|
| | | | | | | Metal | Metal | Painted | Painted |
| | | | | | | -TB | -HP | -PP | -P4 |
| FWNB-7240-PE | 72 x 32/40 | 2 | 1 | 6 | | 5,710 | - | 5,215 | 6,405 |
| FWNB-7840-PE | 78 x 32/40 | 2 | 1 | 6 | | 6,295 | - | 5,765 | 7,038 |
| FWNB-8444-PE | 84 x 32/44 | 2 | 1 | 8 | | 6,929 | - | 6,381 | 7,698 |
| FWNB-9044-PE | 90 x 32/44 | 2 | 1 | 8 | | 7,510 | - | 6,934 | 8,319 |
| FWNB-9648-PE | 96 x 36/48 | 2 | 1 | 8 | | 7,999 | 9,326 | 7,423 | 8,808 |
| FWNB-10248-PE | 102 x 36/48 | 2 | 1 | 8 | | 8,694 | 10,095 | 8,086 | 9,548 |
| FWNB-10848-PE | 108 x 36/48 | 2 | 1 | 10 | | 8,946 | 10,347 | 8,338 | 9,800 |
| FWNB-11450-PE | 114 x 36/50 | 2 | 1 | 10 | | 10,296 | 11,835 | 9,627 | 11,235 |
| FWNB-12050-PE | 120 x 36/50 | 2 | 1 | 10 | | 10,582 | 12,122 | 9,914 | 11,522 |
| FWNB-13254-PE | 132 x 36/54 | 2 | 2 | 10 | | 12,063 | 13,667 | 11,367 | 13,041 |
| FWNB-14454-PE | 144 x 36/54 | 2 | 2 | 12 | | 13,208 | 14,876 | 12,484 | 14,225 |
| FWNB-15654-PE | 156 x 36/54 | 3 | 2 | 12 | | 16,978 | 19,506 | 15,881 | 18,520 |
| FWNB-16860-PE | 168 x 42/60 | 3 | 2 | 14 | | 19,625 | 22,287 | 18,470 | 21,249 |
| FWNB-18060-PE | 180 x 42/60 | 3 | 2 | 14 | | 20,497 | 23,159 | 19,342 | 22,121 |
| FWNB-19272-PE | 192 x 54/72 | 3 | 4 | 18 | | - | 30,657 | 26,608 | 29,555 |
| FWNB-20472-PE | 204 x 54/72 | 3 | 4 | 18 | | - | 33,174 | 28,961 | 32,028 |
| FWNB-21672-PE | 216 x 54/72 | 3 | 4 | 20 | | - | 35,286 | 30,970 | 34,112 |
| FWNB-22872-PE | 228 x 54/72 | 3 | 4 | 20 | | - | 36,938 | 32,580 | 35,752 |
| FWNB-24072-PE | 240 x 54/72 | 3 | 4 | 20 | | - | 38,687 | 34,281 | 37,489 |



LAMINATE TOP WITH SQUARE EDGE

| BASE OPTIONS | CODE | PRICE | NOTES |
|--|-----------------------|----------------|--|
| Metal Trim Finish Options: | | | |
| Powder Coat | No Code | No Charge | Tapered and Rounded Rectangle Bases are standard with a metal trim detail in either Powder Coat or Clear Anodized. Other finishes available at an upcharge. |
| Clear Anodized | -CA | No Charge | |
| GoldMatt Anodized | -GMA | \$941 | |
| Antique Brass Anodized | -ABA | \$941 | |
| Light Bronze Anodized | -LBA | \$471 | |
| High Polish Finish | -HPF | \$554 | |
| Upholstered Base Option: | | | |
| | | -COM | -A -B -C -D -E -F -G |
| Upholstered Base, 44", 48", 50" Wide Tables | -UPH-48 | \$1,045 | \$1,359 \$1,463 \$1,568 \$1,672 \$2,404 \$2,822 \$3,031 |
| Upholstered Base, 54" Wide Table | -UPH-54 | \$1,045 | \$1,411 \$1,516 \$1,550 \$1,725 \$2,508 \$2,926 \$3,135 |
| Upholstered Base, 60" Wide Table | -UPH-60 | \$1,045 | \$1,463 \$1,568 \$1,672 \$1,777 \$2,717 \$3,135 \$3,344 |
| Upholstered Base, 72" Wide Table | -UPH-72 | \$1,045 | \$1,672 \$1,777 \$1,881 \$1,986 \$3,658 \$4,076 \$4,285 |
| Acrylic Base Option: | | | |
| Acrylic, 44", 48", 50" Wide Tables | -ACR-48 | \$2,000 | Acrylic option applied to end/inner panels of Tapered Bases only. |
| Acrylic, 54" Wide Table | -ACR-54 | \$2,400 | |
| Acrylic, 60" Wide Table | -ACR-60 | \$2,600 | |
| Acrylic, 72" Wide Table | -ACR-72 | \$3,100 | |
| Paint Option: | | | |
| Laminate Tapered Base End/Inner Panels | -PLTP | No Charge | Paint option on Laminate Tapered Base on End/Inner Panels |
| Remove Center Column for Four Post Base Options: | | | |
| If -P4 base is selected | -4COLP | DEDUCT \$903 | Available on tables 96" and shorter only |
| Center Column Base Finish Options: | | | |
| Painted Center Column Base* | -CRP | No Charge | To replace existing middle base (Hoop Base and T-Base only) |
| Polished Chrome Finish Options: | | | |
| Polished Chrome Four Post Base | -PCFB | \$2,768 | *When specifying -CRV or -CRP in conjunction with a Polished Chrome finish on Hoop Base or T-Base tables with 3 bases, use the upcharge code and pricing for 2 base tables (-PCHP2 or -PCTB2). |
| Polished Chrome Hoop Base (2 base tables) | -PCHP2 | \$2,768 | |
| Polished Chrome Hoop Base (3 base tables) | -PCHP3 | \$4,149 | |
| Polished Chrome T-Base (2 base tables) | -PCTB2 | \$2,768 | |
| Polished Chrome T-Base (3 base tables) | -PCTB3 | \$4,149 | |
| T-Base Combination Finish (2 base tables) | -PCCBF2 | \$1,694 | |
| T-Base Combination Finish (3 base tables) | -PCCBF3 | \$2,542 | |
| | | | |
| TOP OPTIONS | | | |
| | | | |
| Multi-Section Tops: | | | |
| 102", 108", 114" and 120" one-piece tops split into two sections | Specify -2 | \$824 | Power Matrix (center of table location only) cannot be specified when this option is selected |
| POWER OPTIONS | | | |
| | | | |
| Low Profile Perimeter Power Option: | | | |
| 72"-132" Tables | -LPP6C | \$6,532 | See page 29 for location information (10) simplex outlets, (10) USB-A+C ports, (4) Modular AV Inserts/Plates (14) simplex outlets, (14) USB-A+C ports, (4) Modular AV Inserts/Plates (18) simplex outlets, (18) USB-A+C ports, (4) Modular AV Inserts/Plates Replaces USB-A+C ports |
| 144"-156" Tables | -LPP8C | \$9,144 | |
| 168"-240" Tables | -LPP10C | \$12,436 | |
| For USB-C+C | Add -USB-DualC | No Charge | |
| Field-Wired Option: | | | |
| 72"-132" Tables | Add -FW | DEDUCT \$1,945 | Some local electrical codes may require hardwiring of components and may not allow the use of standard modular power systems. A junction box will be provided when ordering the -FW option |
| 144"-156" Tables | Add -FW | DEDUCT \$2,378 | |
| 168"-240" Tables | Add -FW | DEDUCT \$2,913 | |
| Other Power and Data Options: | | | |
| | See pages 204-213 | | |





LAMINATE TOP WITH SQUARE EDGE

EDGE PROFILE



Square Edge

GENERAL INFORMATION

- Tops are 1-1/8" -thick with 2mm edge
- Seating capacity based on 27" per person
- Overall table height 29.5"
- Four Post Base includes a 12"x24" center column for wire management. Center column may be removed from tables 96" and shorter with option -4COLP above. On tables over 96", the center column is required for support.
- T-Base combination finish includes a Polished Chrome foot and Powder Coat vertical column
- Beam finish will match Metal Finish selection. If no Metal Finish is selected, beams will be Foil.
- If Polished Chrome Finish is specified on the T-Base or Hoop Base, the beams will be Foil. If Polished Chrome Finish is specified on the Four Post Base, the beams will be Clear Anodized.
- Tables with three Hoop or T-Bases will default to the same base style for all three bases. An alternate Center Column Base may also be specified above.
- One wire manager included with the Hoop Base table (regardless of table size). Can be adhered to the leg and will default to the finish of the leg. If additional wire management channels are required, they can be purchased separately at the end of the price list.
- Rectangle, Expandable Rectangle, Tapered, Rounded Rectangle, Metal T-Base, Panel, Island, and Center Column bases include a removable access panel
- Tapered and Rounded Rectangle bases standard with a metal trim detail
- Upholstery option is applied on the Rounded Rectangle outer base shell or Tapered Base end panel. For COM fabrics, yardage requirement is 1 yard per base.
- Center Wire Chase available on two base tables for more robust wire management needs. See page 213.
- On Tapered base tables with center bases, the center base will default to the finish selections specified for the end bases. Metal finish on center bases will default to the finish selection on the end base.
- On Rounded Rectangle base tables with center bases, both sides of the center base will default to the finish selection specified for the inner shell of the end bases. Metal finish on center base will default to finish selection specified for end base.
- If a powder coat finish is not selected for the Low Profile Perimeter Power, the finish will match the beam metal finish (Foil is the default when Clear Anodized is selected)

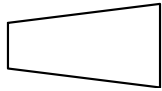
REQUIRED INFORMATION (ORDER CANNOT BE ENTERED WITHOUT THIS INFORMATION)

See appendix pages vi-xii for surface material options.

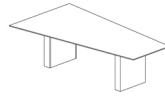
- Choose Laminate Finish
- Choose Edge Finish
- Choose Paint Finish, if Painted base or paint option specified
- Choose Metal Finish. Clear Anodized (-CA), GoldMatt Anodized (-GMA), Antique Brass Anodized (-ABA) and Light Bronze Anodized (-LBA) not available on T-Base or Hoop Base.
- Choose Powder Coat Finish, if Low Profile Perimeter Power is selected
- Choose Metal Finish for base trim detail, if Tapered or Rounded Rectangle Bases specified
- Choose Upholstery, if Upholstery Base Option specified
- Choose Acrylic Finish, if Acrylic Base Option specified



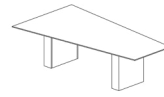
LAMINATE TOP WITH SQUARE EDGE



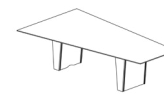
SIGHT LINE TOP



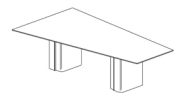
Rectangle Base



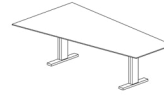
Expandable Rectangle Base



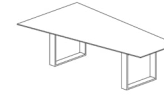
Tapered Base



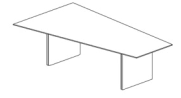
Rounded Rectangle Base



T-Base



Hoop Base



Panel Base

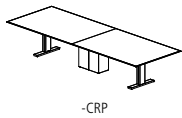
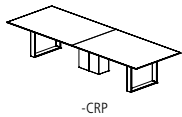
| SIGHT LINE TABLES | MODEL # | L x W | BASE QTY | TOP SECTIONS | SEATING CAPACITY | RECTANGLE BASE | | EXPANDABLE RECTANGLE BASE | | TAPERED BASE | | ROUNDED RECTANGLE BASE | | | | | |
|-------------------|-------------|-------|----------|--------------|------------------|----------------|--------|---------------------------|--------|--------------|--------|------------------------|--------|----------|--------|---------|--------|
| | | | | | | Painted | -PR | Painted | -PX | Laminate | -LTP | Painted | -PTP | Laminate | -LRR | Painted | -PRR |
| FWNA-7254-PE | 72 x 36/54 | 2 | 1 | 7 | 7,572 | | 7,572 | | 8,052 | | 9,223 | | 9,223 | | 9,548 | | 9,548 |
| FWNA-7856-PE | 78 x 36/56 | 2 | 1 | 7 | 8,917 | | 8,917 | | 9,458 | | 10,777 | | 10,777 | | 11,143 | | 11,143 |
| FWNA-8458-PE | 84 x 36/58 | 2 | 1 | 9 | 9,323 | | 9,323 | | 9,864 | | 11,183 | | 11,183 | | 11,549 | | 11,549 |
| FWNA-9060-PE | 90 x 36/60 | 2 | 1 | 9 | 10,254 | | 10,254 | | 10,823 | | 12,210 | | 12,210 | | 12,595 | | 12,595 |
| FWNA-9660-PE | 96 x 36/60 | 2 | 1 | 9 | 10,570 | | 10,570 | | 11,140 | | 12,527 | | 12,527 | | 12,912 | | 12,912 |
| FWNA-10260-PE | 102 x 36/60 | 2 | 1 | 9 | 11,493 | | 11,493 | | 12,094 | | 13,558 | | 13,558 | | 13,964 | | 13,964 |
| FWNA-10860-PE | 108 x 36/60 | 2 | 1 | 11 | 11,827 | | 11,827 | | 12,428 | | 13,893 | | 13,893 | | 14,299 | | 14,299 |
| FWNA-11460-PE | 114 x 36/60 | 2 | 1 | 11 | 12,803 | | 12,803 | | 13,435 | | 14,977 | | 14,977 | | 15,404 | | 15,404 |
| FWNA-12066-PE | 120 x 36/66 | 2 | 2 | 11 | 16,277 | | 16,277 | | 16,948 | | 18,583 | | 18,583 | | 19,036 | | 19,036 |
| FWNA-13268-PE | 132 x 36/68 | 2 | 3 | 11 | 18,230 | | 18,230 | | 18,929 | | 20,632 | | 20,632 | | 21,104 | | 21,104 |
| FWNA-14470-PE | 144 x 36/70 | 2 | 3 | 13 | 20,341 | | 20,341 | | 21,068 | | 22,839 | | 22,839 | | 23,330 | | 23,330 |
| FWNA-15672-PE | 156 x 36/72 | 3 | 3 | 13 | 25,887 | | 25,887 | | 26,989 | | 29,673 | | 29,673 | | 30,417 | | 30,417 |
| FWNA-16876-PE | 168 x 36/76 | 3 | 3 | 15 | 27,098 | | 27,098 | | 28,168 | | 30,775 | | 30,775 | | 31,498 | | 31,498 |
| FWNA-18078-PE | 180 x 36/78 | 3 | 3 | 15 | 28,748 | | 28,748 | | 29,818 | | 32,425 | | 32,425 | | 33,148 | | 33,148 |
| FWNA-19278-PE | 192 x 36/78 | 3 | 4 | 17 | 30,017 | | 30,017 | | 31,087 | | 32,187 | | 32,187 | | 33,302 | | 33,302 |
| FWNA-20478-PE | 204 x 36/78 | 3 | 4 | 17 | 32,556 | | 32,556 | | 33,670 | | 34,815 | | 34,815 | | 35,975 | | 35,975 |
| FWNA-21678-PE | 216 x 36/78 | 3 | 4 | 19 | 34,704 | | 34,704 | | 35,844 | | 37,017 | | 37,017 | | 38,206 | | 38,206 |
| FWNA-22878-PE | 228 x 36/78 | 3 | 4 | 19 | 36,401 | | 36,401 | | 37,552 | | 38,736 | | 38,736 | | 39,936 | | 39,936 |
| FWNA-24078-PE | 240 x 36/78 | 3 | 4 | 19 | 38,194 | | 38,194 | | 39,358 | | 40,556 | | 40,556 | | 41,769 | | 41,769 |

| SIGHT LINE TABLES | MODEL # | L x W | BASE QTY | TOP SECTIONS | SEATING CAPACITY | T-BASE | | | HOOP BASE | | PANEL BASE | |
|-------------------|-------------|-------|----------|--------------|------------------|--------|--------|--|-----------|--------|------------|--------|
| | | | | | | Metal | -TB | | Metal | -HP | Painted | -PP |
| FWNA-7254-PE | 72 x 36/54 | 2 | 1 | 7 | | | 6,820 | | | 8,052 | | 6,286 |
| FWNA-7856-PE | 78 x 36/56 | 2 | 1 | 7 | | | 8,071 | | | 9,458 | | 7,468 |
| FWNA-8458-PE | 84 x 36/58 | 2 | 1 | 9 | | | 8,477 | | | 9,864 | | 7,875 |
| FWNA-9060-PE | 90 x 36/60 | 2 | 1 | 9 | | | 9,364 | | | 10,823 | | 8,730 |
| FWNA-9660-PE | 96 x 36/60 | 2 | 1 | 9 | | | 9,680 | | | 11,140 | | 9,047 |
| FWNA-10260-PE | 102 x 36/60 | 2 | 1 | 9 | | | 10,553 | | | 12,094 | | 9,884 |
| FWNA-10860-PE | 108 x 36/60 | 2 | 1 | 11 | | | 10,888 | | | 12,428 | | 10,219 |
| FWNA-11460-PE | 114 x 36/60 | 2 | 1 | 11 | | | 11,814 | | | 13,435 | | 11,110 |
| FWNA-12066-PE | 120 x 36/66 | 2 | 2 | 11 | | | 15,228 | | | 16,948 | | 14,481 |
| FWNA-13268-PE | 132 x 36/68 | 2 | 3 | 11 | | | 17,137 | | | 18,929 | | 16,359 |
| FWNA-14470-PE | 144 x 36/70 | 2 | 3 | 13 | | | - | | | 21,068 | | 18,396 |
| FWNA-15672-PE | 156 x 36/72 | 3 | 3 | 13 | | | - | | | 26,989 | | 22,940 |
| FWNA-16876-PE | 168 x 36/76 | 3 | 3 | 15 | | | - | | | 28,168 | | 24,234 |
| FWNA-18078-PE | 180 x 36/78 | 3 | 3 | 15 | | | - | | | 29,818 | | 25,884 |
| FWNA-19278-PE | 192 x 36/78 | 3 | 4 | 17 | | | - | | | 31,087 | | 27,154 |
| FWNA-20478-PE | 204 x 36/78 | 3 | 4 | 17 | | | - | | | 33,670 | | 29,577 |
| FWNA-21678-PE | 216 x 36/78 | 3 | 4 | 19 | | | - | | | 35,844 | | 31,651 |
| FWNA-22878-PE | 228 x 36/78 | 3 | 4 | 19 | | | - | | | 37,552 | | 33,319 |
| FWNA-24078-PE | 240 x 36/78 | 3 | 4 | 19 | | | - | | | 39,358 | | 35,078 |



LAMINATE TOP WITH SQUARE EDGE

| BASE OPTIONS | CODE | PRICE | NOTES |
|--|-----------------------|----------------|--|
| Metal Trim Finish Options: | | | |
| Powder Coat | No Code | No Charge | Tapered and Rounded Rectangle Bases are standard with a metal trim detail in either Powder Coat or Clear Anodized. Other finishes available at an upcharge. |
| Clear Anodized | -CA | No Charge | |
| GoldMatt Anodized | -GMA | \$941 | |
| Antique Brass Anodized | -ABA | \$941 | |
| Light Bronze Anodized | -LBA | \$471 | |
| High Polish Finish | -HPF | \$554 | |
| Upholstered Base Option: | | | |
| | | -COM | -A -B -C -D -E -F -G |
| Upholstered Base, 54", 56", 58" Wide Tables | -UPH-48 | \$1,045 | \$1,359 \$1,463 \$1,568 \$1,672 \$2,404 \$2,822 \$3,031 |
| Upholstered Base, 60" Wide Table | -UPH-54 | \$1,045 | \$1,411 \$1,516 \$1,550 \$1,725 \$2,508 \$2,926 \$3,135 |
| Upholstered Base, 66", 68" Wide Tables | -UPH-60 | \$1,045 | \$1,463 \$1,568 \$1,672 \$1,777 \$2,717 \$3,135 \$3,344 |
| Upholstered Base, 70", 72" Wide Tables | -UPH-66 | \$1,045 | \$1,568 \$1,672 \$1,777 \$1,881 \$3,135 \$3,553 \$3,762 |
| Upholstered Base, 76", 78" Wide Tables | -UPH-72 | \$1,045 | \$1,672 \$1,777 \$1,881 \$1,986 \$3,658 \$4,076 \$4,285 |
| Acrylic Base Option: | | | |
| Acrylic, 54", 56", 58" Wide Tables | -ACR-48 | \$2,000 | Acrylic option applied to end/inner panels of Tapered Bases only. |
| Acrylic, 60" Wide Table | -ACR-54 | \$2,400 | |
| Acrylic, 66", 68" Wide Tables | -ACR-60 | \$2,600 | |
| Acrylic, 70", 72" Wide Tables | -ACR-66 | \$2,800 | |
| Acrylic, 76", 78" Wide Tables | -ACR-72 | \$3,100 | |
| Paint Option: | | | |
| Laminate Tapered Base End/Inner Panels | -PLTP | No Charge | Paint option on Laminate Tapered Base End/Inner Panels |
| Center Column Base Finish Options: | | | |
| Painted Center Column Base* | -CRP | No Charge | To replace existing middle base (Hoop Base and T-Base only) |
| Polished Chrome Finish Options: | | | |
| Polished Chrome Hoop Base (2 base tables) | -PCHP2 | \$2,768 | *When specifying -CRV or -CRP in conjunction with a Polished Chrome finish on Hoop Base or T-Base tables with 3 bases, use the upcharge code and pricing for 2 base tables (-PCHP2 or -PCTB2). |
| Polished Chrome Hoop Base (3 base tables) | -PCHP3 | \$4,149 | |
| Polished Chrome T-Base (2 base tables) | -PCTB2 | \$2,768 | |
| Polished Chrome T-Base (3 base tables) | -PCTB3 | \$4,149 | |
| T-Base Combination Finish (2 base tables) | -PCCBF2 | \$1,694 | |
| T-Base Combination Finish (3 base tables) | -PCCBF3 | \$2,542 | |
| TOP OPTIONS | | | |
| Multi-Section Tops: | | | |
| 102", 108", 114" and 120" one-piece tops split into two sections | Specify -2 | \$824 | Power Matrix (center of table location only) cannot be specified when this option is selected |
| POWER OPTIONS | | | |
| Low Profile Perimeter Power Option: | | | |
| 72"-132" Tables | -LPP6C | \$6,532 | See page 29 for location information (10) simplex outlets, (10) USB-A+C ports, (4) Modular AV Inserts/Plates (14) simplex outlets, (14) USB-A+C ports, (4) Modular AV Inserts/Plates (18) simplex outlets, (18) USB-A+C ports, (4) Modular AV Inserts/Plates Replaces USB-A+C ports |
| 144"-156" Tables | -LPP8C | \$9,144 | |
| 168"-240" Tables | -LPP10C | \$12,436 | |
| For USB-C+C | Add -USB-DualC | No Charge | |
| Field-Wired Option: | | | |
| 72"-132" Tables | Add -FW | DEDUCT \$1,945 | Some local electrical codes may require hardwiring of components and may not allow the use of standard modular power systems. A junction box will be provided when ordering the -FW option |
| 144"-156" Tables | Add -FW | DEDUCT \$2,378 | |
| 168"-240" Tables | Add -FW | DEDUCT \$2,913 | |
| Other Power and Data Options: See pages 204-213 | | | |





LAMINATE TOP WITH SQUARE EDGE

EDGE PROFILE



Square Edge

GENERAL INFORMATION

- Tops are 1-1/8" -thick with 2mm edge
- Seating capacity based on 27" per person
- Overall table height 29.5"
- T-Base combination finish includes a Polished Chrome foot and Powder Coat vertical column
- Beam finish will match Metal Finish selection. If no Metal Finish is selected, beams will be Foil.
- If Polished Chrome Finish is specified on the T-Base or Hoop Base, the beams will be Foil.
- Tables with three Hoop or T-Bases will default to the same base style for all three bases. An alternate Center Column Base may also be specified above.
- One wire manager included with the Hoop Base table (regardless of table size). Can be adhered to the leg and will default to the finish of the leg.
 - If additional wire management channels are required, they can be purchased separately at the end of the price list.
- Rectangle, Expandable Rectangle, Tapered, Rounded Rectangle, Metal T-Base, Panel, Island, and Center Column bases include a removable access panel
- Tapered and Rounded Rectangle bases standard with a metal trim detail
- Upholstery option is applied on the Rounded Rectangle outer base shell or Tapered Base end panel. For COM fabrics, yardage requirement is 1 yard per base.
- Center Wire Chase available on two base tables for more robust wire management needs. See page 213.
- On Tapered base tables with center bases, the center base will default to the finish selections specified for the end bases. Metal finish on center bases will default to the finish selection on the end base.
- On Rounded Rectangle base tables with center bases, both sides of the center base will default to the finish selection specified for the inner shell of the end bases. Metal finish on center base will default to finish selection specified for end base.
- If a powder coat finish is not selected for the Low Profile Perimeter Power, the finish will match the beam metal finish (Foil is the default when Clear Anodized is selected)
- Low Profile Perimeter Power option is not available on tables with Panel (-PP & -VP) and Hoop (-HP & -VHP) bases


REQUIRED INFORMATION (ORDER CANNOT BE ENTERED WITHOUT THIS INFORMATION)

See appendix pages vi-xii for surface material options.

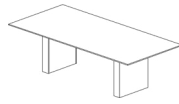
- Choose Laminate Finish
- Choose Edge Finish
- Choose Paint Finish, if Painted base or paint option specified
- Choose Metal Finish. Clear Anodized (-CA), GoldMatt Anodized (-GMA), Antique Brass Anodized (-ABA) and Light Bronze Anodized (-LBA) not available on T-Base or Hoop Base.
- Choose Powder Coat Finish, if Low Profile Perimeter Power is selected
- Choose Metal Finish for base trim detail, if Tapered or Rounded Rectangle Bases specified
- Choose Upholstery, if Upholstery Base Option specified
- Choose Acrylic Finish, if Acrylic Base Option specified



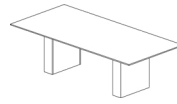
LAMINATE TOP WITH REVERSE FLOW EDGE



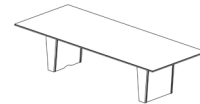
RECTANGLE TOP



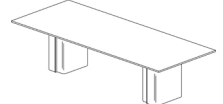
Rectangle Base



Expandable Rectangle Base



Tapered Base




Rounded Rectangle Base

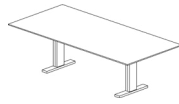
| RECTANGLE TABLES | | | | | RECTANGLE BASE | EXPANDABLE RECTANGLE BASE | TAPERED BASE | | ROUNDED RECTANGLE BASE | |
|------------------|----------|----------|--------------|------------------|----------------|---------------------------|--------------|---------|------------------------|---------|
| | | | | | Painted | Painted | Laminate | Painted | Laminate | Painted |
| MODEL # | L x W | BASE QTY | TOP SECTIONS | SEATING CAPACITY | -PR | -PX | -LTP | -PTP | -LRR | -PRR |
| FWNT-7236-PA | 72 x 36 | 2 | 1 | 6 | 5,775 | 6,162 | - | - | - | - |
| FWNT-7242-PA | 72 x 42 | 2 | 1 | 6 | 6,562 | 6,982 | - | - | - | - |
| FWNT-7842-PA | 78 x 42 | 2 | 1 | 6 | 7,226 | 7,676 | - | - | - | - |
| FWNT-8442-PA | 84 x 42 | 2 | 1 | 8 | 7,434 | 7,884 | - | - | - | - |
| FWNT-8448-PA | 84 x 48 | 2 | 1 | 8 | 8,053 | 8,518 | 9,651 | 9,651 | 9,966 | 9,966 |
| FWNT-9042-PA | 90 x 42 | 2 | 1 | 8 | 8,038 | 8,511 | - | - | - | - |
| FWNT-9048-PA | 90 x 48 | 2 | 1 | 8 | 8,724 | 9,213 | 10,405 | 10,405 | 10,736 | 10,736 |
| FWNT-9642-PA | 96 x 42 | 2 | 1 | 8 | 8,257 | 8,729 | - | - | - | - |
| FWNT-9648-PA | 96 x 48 | 2 | 1 | 8 | 8,977 | 9,467 | 10,658 | 10,658 | 10,989 | 10,989 |
| FWNT-10242-PA | 102 x 42 | 2 | 1 | 8 | 8,947 | 9,446 | - | - | - | - |
| FWNT-10248-PA | 102 x 48 | 2 | 1 | 8 | 9,743 | 10,260 | 11,518 | 11,518 | 11,867 | 11,867 |
| FWNT-10842-PA | 108 x 42 | 2 | 1 | 10 | 9,177 | 9,677 | - | - | - | - |
| FWNT-10848-PA | 108 x 48 | 2 | 1 | 10 | 10,012 | 10,529 | 11,787 | 11,787 | 12,135 | 12,135 |
| FWNT-10854-PA | 108 x 54 | 2 | 1 | 12 | 10,997 | 11,537 | 12,851 | 12,851 | 13,215 | 13,215 |
| FWNT-11442-PA | 114 x 42 | 2 | 1 | 10 | 9,904 | 10,430 | - | - | - | - |
| FWNT-11448-PA | 114 x 48 | 2 | 1 | 10 | 10,821 | 11,364 | 12,688 | 12,688 | 13,056 | 13,056 |
| FWNT-11454-PA | 114 x 54 | 2 | 1 | 12 | 11,902 | 12,469 | 13,852 | 13,852 | 14,236 | 14,236 |
| FWNT-12042-PA | 120 x 42 | 2 | 1 | 10 | 10,147 | 10,672 | - | - | - | - |
| FWNT-12048-PA | 120 x 48 | 2 | 1 | 10 | 11,102 | 11,646 | 12,970 | 12,970 | 13,337 | 13,337 |
| FWNT-12054-PA | 120 x 54 | 2 | 1 | 12 | 12,228 | 12,795 | 14,178 | 14,178 | 14,562 | 14,562 |
| FWNT-13248-PA | 132 x 48 | 2 | 2 | 10 | 12,151 | 12,717 | 14,096 | 14,096 | 14,479 | 14,479 |
| FWNT-13254-PA | 132 x 54 | 2 | 2 | 12 | 13,416 | 14,007 | 15,448 | 15,448 | 15,848 | 15,848 |
| FWNT-14448-PA | 144 x 48 | 2 | 2 | 12 | 13,248 | 13,837 | 15,272 | 15,272 | 15,670 | 15,670 |
| FWNT-14454-PA | 144 x 54 | 2 | 2 | 14 | 14,657 | 15,273 | 16,771 | 16,771 | 17,187 | 17,187 |
| FWNT-14460-PA | 144 x 60 | 2 | 2 | 14 | 16,303 | 16,950 | 18,528 | 18,528 | 18,967 | 18,967 |
| FWNT-15648-PA | 156 x 48 | 3 | 2 | 14 | 17,148 | 18,041 | 20,215 | 20,215 | 20,818 | 20,818 |
| FWNT-15654-PA | 156 x 54 | 3 | 2 | 14 | 18,810 | 19,742 | 22,011 | 22,011 | 22,642 | 22,642 |
| FWNT-15660-PA | 156 x 60 | 3 | 2 | 14 | 20,757 | 21,738 | 24,130 | 24,130 | 24,794 | 24,794 |
| FWNT-16854-PA | 168 x 54 | 3 | 2 | 16 | 19,613 | 20,546 | 22,816 | 22,816 | 23,446 | 23,446 |
| FWNT-16860-PA | 168 x 60 | 3 | 2 | 16 | 21,677 | 22,658 | 25,050 | 25,050 | 25,713 | 25,713 |
| FWNT-18054-PA | 180 x 54 | 3 | 2 | 16 | 20,417 | 21,349 | 23,620 | 23,620 | 24,250 | 24,250 |
| FWNT-18060-PA | 180 x 60 | 3 | 2 | 16 | 22,596 | 23,577 | 25,969 | 25,969 | 26,632 | 26,632 |
| FWNT-19254-PA | 192 x 54 | 3 | 2 | 18 | 21,221 | 22,153 | 24,293 | 24,293 | 25,093 | 25,093 |
| FWNT-19260-PA | 192 x 60 | 3 | 2 | 18 | 23,516 | 24,497 | 26,751 | 26,751 | 27,594 | 27,594 |
| FWNT-19266-PA | 192 x 66 | 3 | 4 | 18 | 29,286 | 30,327 | 32,716 | 32,716 | 33,611 | 33,611 |
| FWNT-19272-PA | 192 x 72 | 3 | 4 | 18 | 30,761 | 31,803 | 32,872 | 32,872 | 33,957 | 33,957 |
| FWNT-20454-PA | 204 x 54 | 3 | 2 | 18 | 22,921 | 23,890 | 26,117 | 26,117 | 26,949 | 26,949 |
| FWNT-20460-PA | 204 x 60 | 3 | 2 | 18 | 25,428 | 26,449 | 28,794 | 28,794 | 29,671 | 29,671 |
| FWNT-20466-PA | 204 x 66 | 3 | 4 | 18 | 31,742 | 32,825 | 35,311 | 35,311 | 36,242 | 36,242 |
| FWNT-20472-PA | 204 x 72 | 3 | 4 | 18 | 33,373 | 34,456 | 35,570 | 35,570 | 36,699 | 36,699 |
| FWNT-21654-PA | 216 x 54 | 3 | 2 | 20 | 24,336 | 25,329 | 27,610 | 27,610 | 28,463 | 28,463 |
| FWNT-21660-PA | 216 x 60 | 3 | 2 | 20 | 27,028 | 28,075 | 30,477 | 30,477 | 31,375 | 31,375 |
| FWNT-21666-PA | 216 x 66 | 3 | 4 | 20 | 33,814 | 34,923 | 37,471 | 37,471 | 38,423 | 38,423 |
| FWNT-21672-PA | 216 x 72 | 3 | 4 | 20 | 35,583 | 36,692 | 37,833 | 37,833 | 38,989 | 38,989 |
| FWNT-22854-PA | 228 x 54 | 3 | 2 | 20 | 25,432 | 26,435 | 28,738 | 28,738 | 29,599 | 29,599 |
| FWNT-22860-PA | 228 x 60 | 3 | 2 | 20 | 28,275 | 29,330 | 31,755 | 31,755 | 32,663 | 32,663 |
| FWNT-22866-PA | 228 x 66 | 3 | 4 | 20 | 35,445 | 36,565 | 39,137 | 39,137 | 40,099 | 40,099 |
| FWNT-22872-PA | 228 x 72 | 3 | 4 | 20 | 37,330 | 38,451 | 39,603 | 39,603 | 40,770 | 40,770 |
| FWNT-24054-PA | 240 x 54 | 3 | 2 | 20 | 26,596 | 27,610 | 29,938 | 29,938 | 30,809 | 30,809 |
| FWNT-24060-PA | 240 x 60 | 3 | 2 | 20 | 29,595 | 30,664 | 33,115 | 33,115 | 34,033 | 34,033 |
| FWNT-24066-PA | 240 x 66 | 3 | 4 | 20 | 37,171 | 38,303 | 40,904 | 40,904 | 41,877 | 41,877 |
| FWNT-24072-PA | 240 x 72 | 3 | 4 | 20 | 39,178 | 40,310 | 41,476 | 41,476 | 42,656 | 42,656 |



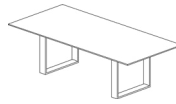
LAMINATE TOP WITH REVERSE FLOW EDGE



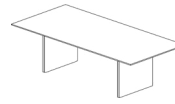
RECTANGLE TOP



T-Base



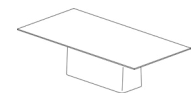
Hoop Base



Panel Base



Four Post Base



Island Base

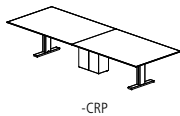
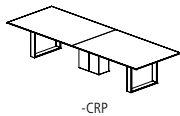
RECTANGLE TABLES

| MODEL # | L x W | BASE QTY | TOP SECTIONS | SEATING CAPACITY | T-BASE | HOOP BASE | PANEL BASE | FOUR POST BASE | ISLAND BASE |
|---------------|----------|----------|--------------|------------------|--------|-----------|------------|----------------|-------------|
| | | | | | Metal | Metal | Painted | Painted | Painted |
| | | | | | -TB | -HP | -PP | -P4 | -PN |
| FWNT-7236-PA | 72 x 36 | 2 | 1 | 6 | 5,172 | - | - | 5,775 | - |
| FWNT-7242-PA | 72 x 42 | 2 | 1 | 6 | 5,905 | - | - | 6,562 | - |
| FWNT-7842-PA | 78 x 42 | 2 | 1 | 6 | 6,524 | - | - | 7,226 | - |
| FWNT-8442-PA | 84 x 42 | 2 | 1 | 8 | 6,731 | - | - | 7,434 | - |
| FWNT-8448-PA | 84 x 48 | 2 | 1 | 8 | 7,326 | 8,518 | 6,808 | 8,053 | - |
| FWNT-9042-PA | 90 x 42 | 2 | 1 | 8 | 7,299 | - | - | 8,038 | - |
| FWNT-9048-PA | 90 x 48 | 2 | 1 | 8 | 7,959 | 9,213 | 7,415 | 8,724 | - |
| FWNT-9642-PA | 96 x 42 | 2 | 1 | 8 | 7,518 | - | - | 8,257 | - |
| FWNT-9648-PA | 96 x 48 | 2 | 1 | 8 | 8,213 | 9,467 | 7,668 | 8,977 | - |
| FWNT-10242-PA | 102 x 42 | 2 | 1 | 8 | 8,166 | - | - | 8,947 | - |
| FWNT-10248-PA | 102 x 48 | 2 | 1 | 8 | 8,936 | 10,260 | 8,362 | 9,743 | - |
| FWNT-10842-PA | 108 x 42 | 2 | 1 | 10 | 8,398 | - | - | 9,177 | - |
| FWNT-10848-PA | 108 x 48 | 2 | 1 | 10 | 9,205 | 10,529 | 8,630 | 10,012 | - |
| FWNT-10854-PA | 108 x 54 | 2 | 1 | 12 | 10,155 | 11,537 | 9,554 | 10,997 | 12,315 |
| FWNT-11442-PA | 114 x 42 | 2 | 1 | 10 | 9,082 | - | - | 9,904 | - |
| FWNT-11448-PA | 114 x 48 | 2 | 1 | 10 | 9,971 | 11,364 | 9,366 | 10,821 | - |
| FWNT-11454-PA | 114 x 54 | 2 | 1 | 12 | 11,014 | 12,469 | 10,382 | 11,902 | 13,289 |
| FWNT-12042-PA | 120 x 42 | 2 | 1 | 10 | 9,326 | - | - | 10,147 | - |
| FWNT-12048-PA | 120 x 48 | 2 | 1 | 10 | 10,253 | 11,646 | 9,648 | 11,102 | - |
| FWNT-12054-PA | 120 x 54 | 2 | 1 | 12 | 11,340 | 12,795 | 10,708 | 12,228 | 13,614 |
| FWNT-13248-PA | 132 x 48 | 2 | 2 | 10 | 11,266 | 12,717 | 10,636 | 12,151 | - |
| FWNT-13254-PA | 132 x 54 | 2 | 2 | 12 | 12,492 | 14,007 | 11,834 | 13,416 | 14,861 |
| FWNT-14448-PA | 144 x 48 | 2 | 2 | 12 | 12,328 | 13,837 | 11,672 | 13,248 | - |
| FWNT-14454-PA | 144 x 54 | 2 | 2 | 14 | 13,696 | 15,273 | 13,012 | 14,657 | 16,160 |
| FWNT-14460-PA | 144 x 60 | 2 | 2 | 14 | 15,291 | 16,950 | 14,570 | 16,303 | 17,886 |
| FWNT-15648-PA | 156 x 48 | 3 | 2 | 14 | 15,754 | 18,041 | 14,761 | 17,148 | - |
| FWNT-15654-PA | 156 x 54 | 3 | 2 | 14 | 17,353 | 19,742 | 16,316 | 18,810 | 18,144 |
| FWNT-15660-PA | 156 x 60 | 3 | 2 | 14 | 19,223 | 21,738 | 18,130 | 20,757 | 20,057 |
| FWNT-16854-PA | 168 x 54 | 3 | 2 | 16 | 18,157 | 20,546 | 17,120 | 19,613 | 18,949 |
| FWNT-16860-PA | 168 x 60 | 3 | 2 | 16 | 20,142 | 22,658 | 19,051 | 21,677 | 20,977 |
| FWNT-18054-PA | 180 x 54 | 3 | 2 | 16 | 18,961 | 21,349 | 17,924 | 20,417 | 25,636 |
| FWNT-18060-PA | 180 x 60 | 3 | 2 | 16 | 21,062 | 23,577 | 19,970 | 22,596 | 28,093 |
| FWNT-19254-PA | 192 x 54 | 3 | 2 | 18 | 19,765 | 22,153 | 18,728 | 21,221 | 26,441 |
| FWNT-19260-PA | 192 x 60 | 3 | 2 | 18 | 21,981 | 24,497 | 20,890 | 23,516 | 29,013 |
| FWNT-19266-PA | 192 x 66 | 3 | 4 | 18 | - | 30,327 | 26,501 | 29,286 | 35,117 |
| FWNT-19272-PA | 192 x 72 | 3 | 4 | 18 | - | 31,803 | 27,976 | 30,761 | 36,592 |
| FWNT-20454-PA | 204 x 54 | 3 | 2 | 18 | 21,404 | 23,890 | 20,326 | 22,921 | 28,351 |
| FWNT-20460-PA | 204 x 60 | 3 | 2 | 18 | 23,832 | 26,449 | 22,695 | 25,428 | 31,148 |
| FWNT-20466-PA | 204 x 66 | 3 | 4 | 18 | - | 32,825 | 28,844 | 31,742 | 37,809 |
| FWNT-20472-PA | 204 x 72 | 3 | 4 | 18 | - | 34,456 | 30,475 | 33,373 | 39,440 |
| FWNT-21654-PA | 216 x 54 | 3 | 2 | 20 | 22,784 | 25,329 | 21,678 | 24,336 | 29,899 |
| FWNT-21660-PA | 216 x 60 | 3 | 2 | 20 | 25,393 | 28,075 | 24,228 | 27,028 | 32,887 |
| FWNT-21666-PA | 216 x 66 | 3 | 4 | 20 | - | 34,923 | 30,844 | 33,814 | 40,028 |
| FWNT-21672-PA | 216 x 72 | 3 | 4 | 20 | - | 36,692 | 32,613 | 35,583 | 41,797 |
| FWNT-22854-PA | 228 x 54 | 3 | 2 | 20 | 23,865 | 26,435 | 22,749 | 25,432 | 31,049 |
| FWNT-22860-PA | 228 x 60 | 3 | 2 | 20 | 26,623 | 29,330 | 25,448 | 28,275 | 34,190 |
| FWNT-22866-PA | 228 x 66 | 3 | 4 | 20 | - | 36,565 | 32,447 | 35,445 | 41,719 |
| FWNT-22872-PA | 228 x 72 | 3 | 4 | 20 | - | 38,451 | 34,332 | 37,330 | 43,605 |
| FWNT-24054-PA | 240 x 54 | 3 | 2 | 20 | 25,010 | 27,610 | 23,882 | 26,596 | 32,276 |
| FWNT-24060-PA | 240 x 60 | 3 | 2 | 20 | 27,925 | 30,664 | 26,737 | 29,595 | 35,578 |
| FWNT-24066-PA | 240 x 66 | 3 | 4 | 20 | - | 38,303 | 34,140 | 37,171 | 43,516 |
| FWNT-24072-PA | 240 x 72 | 3 | 4 | 20 | - | 40,310 | 36,147 | 39,178 | 45,523 |



LAMINATE TOP WITH REVERSE FLOW EDGE


| BASE OPTIONS | CODE | PRICE | NOTES |
|--|-----------------------|-------------------|--|
| Metal Trim Finish Options: | | | |
| Powder Coat | No Code | No Charge | Tapered and Rounded Rectangle Bases are standard with a metal trim detail in either Powder Coat or Clear Anodized. Other finishes available at an upcharge. |
| Clear Anodized | -CA | No Charge | |
| GoldMatt Anodized | -GMA | \$941 | |
| Antique Brass Anodized | -ABA | \$941 | |
| Light Bronze Anodized | -LBA | \$471 | |
| High Polish Finish | -HPF | \$554 | |
| Upholstered Base Option: | | | |
| | | -COM | -A -B -C -D -E -F -G |
| Upholstered Base, 48" Wide Table | -UPH-48 | \$1,045 | \$1,359 \$1,463 \$1,568 \$1,672 \$2,404 \$2,822 \$3,031 |
| Upholstered Base, 54" Wide Table | -UPH-54 | \$1,045 | \$1,411 \$1,516 \$1,550 \$1,725 \$2,508 \$2,926 \$3,135 |
| Upholstered Base, 60" Wide Table | -UPH-60 | \$1,045 | \$1,463 \$1,568 \$1,672 \$1,777 \$2,717 \$3,135 \$3,344 |
| Upholstered Base, 66" Wide Table | -UPH-66 | \$1,045 | \$1,568 \$1,672 \$1,777 \$1,881 \$3,135 \$3,553 \$3,762 |
| Upholstered Base, 72" Wide Table | -UPH-72 | \$1,045 | \$1,672 \$1,777 \$1,881 \$1,986 \$3,658 \$4,076 \$4,285 |
| Acrylic Base Option: | | | |
| Acrylic, 48" Wide Table | -ACR-48 | \$2,000 | Acrylic option applied to end/inner panels of Tapered Bases only. |
| Acrylic, 54" Wide Table | -ACR-54 | \$2,400 | |
| Acrylic, 60" Wide Table | -ACR-60 | \$2,600 | |
| Acrylic, 66" Wide Table | -ACR-66 | \$2,800 | |
| Acrylic, 72" Wide Table | -ACR-72 | \$3,100 | |
| Paint Option: | | | |
| Laminate Tapered Base End/Inner Panels | -PLTP | No Charge | Paint option on Laminate Tapered Base End/Inner Panels |
| Remove Center Column for Four Post Base Options: | | | |
| If -P4 base is selected | -4COLP | DEDUCT \$903 | Available on tables 96" and shorter only |
| Center Column Base Finish Options: | | | |
| Painted Center Column Base* | -CRP | No Charge | To replace existing middle base (Hoop Base and T-Base only) |
| Polished Chrome Finish Options: | | | |
| Polished Chrome Four Post Base | -PCFB | \$2,768 | *When specifying -CRV or -CRP in conjunction with a Polished Chrome finish on Hoop Base or T-Base tables with 3 bases, use the upcharge code and pricing for 2 base tables (-PCHP2 or -PCTB2). |
| Polished Chrome Hoop Base (2 base tables) | -PCHP2 | \$2,768 | |
| Polished Chrome Hoop Base (3 base tables) | -PCHP3 | \$4,149 | |
| Polished Chrome T-Base (2 base tables) | -PCTB2 | \$2,768 | |
| Polished Chrome T-Base (3 base tables) | -PCTB3 | \$4,149 | |
| T-Base Combination Finish (2 base tables) | -PCCBF2 | \$1,694 | |
| T-Base Combination Finish (3 base tables) | -PCCBF3 | \$2,542 | |
| TOP OPTIONS | | | |
| Multi-Section Tops: | | | |
| 102", 108", 114" and 120" one-piece tops split into two sections | Specify -2 | \$824 | Power Matrix (center of table location only) cannot be specified when this option is selected |
| 204", 216", 228" or 240" two-piece tops split into four sections | Specify -4 | \$1,642 | |
| POWER OPTIONS | | | |
| Low Profile Perimeter Power Option: | | | See page 29 for location information |
| 72"-132" Tables | -LPP6C | \$6,532 | (10) simplex outlets, (10) USB-A+C ports, (4) Modular AV Inserts/Plates |
| 144"-156" Tables | -LPP8C | \$9,144 | (14) simplex outlets, (14) USB-A+C ports, (4) Modular AV Inserts/Plates |
| 168"-240" Tables | -LPP10C | \$12,436 | (18) simplex outlets, (18) USB-A+C ports, (4) Modular AV Inserts/Plates |
| For USB-C+C | Add -USB-DualC | No Charge | Replaces USB-A+C ports |
| Field-Wired Option: | | | |
| 72"-132" Tables | Add -FW | DEDUCT \$1,945 | Some local electrical codes may require hardwiring of components and may not allow the use of standard modular power systems. A junction box will be provided when ordering the -FW option |
| 144"-156" Tables | Add -FW | DEDUCT \$2,378 | |
| 168"-240" Tables | Add -FW | DEDUCT \$2,913 | |
| Other Power and Data Options: | | See pages 204-213 | |





LAMINATE TOP WITH REVERSE FLOW EDGE

EDGE PROFILE



Reverse Flow Edge

GENERAL INFORMATION

- Tops are 1-1/8" -thick with 3/16" -deep hardwood edge band
- Seating capacity based on 27" per person
- Overall table height 29.5"
- Four Post Base includes a 12"x24" center column for wire management. Center column may be removed from tables 96" and shorter with option -4COLP above. On tables over 96", the center column is required for support.
- T-Base combination finish includes a Polished Chrome foot and Powder Coat vertical column
- Beam finish will match Metal Finish selection. If no Metal Finish is selected, beams will be Foil.
- If Polished Chrome Finish is specified on the T-Base or Hoop Base, the beams will be Foil. If Polished Chrome Finish is specified on the Four Post Base, the beams will be Clear Anodized.
- Tables with three Hoop or T-Bases will default to the same base style for all three bases. An alternate Center Column Base may also be specified above.
- One wire manager included with the Hoop Base table (regardless of table size). Can be adhered to the leg and will default to the finish of the leg. If additional wire management channels are required, they can be purchased separately at the end of the price list.
- Rectangle, Expandable Rectangle, Tapered, Rounded Rectangle, Metal T-Base, Panel, Island, and Center Column bases include a removable access panel
- Tapered and Rounded Rectangle bases standard with a metal trim detail
- Upholstery option is applied on the Rounded Rectangle outer base shell or Tapered Base end panel. For COM fabrics, yardage requirement is 1 yard per base.
- Center Wire Chase available on two base tables for more robust wire management needs. See page 213.
- On Tapered base tables with center bases, the center base will default to the finish selections specified for the end bases. Metal finish on center bases will default to the finish selection on the end base.
- On Rounded Rectangle base tables with center bases, both sides of the center base will default to the finish selection specified for the inner shell of the end bases. Metal finish on center base will default to finish selection specified for end base.
- If a powder coat finish is not selected for the Low Profile Perimeter Power, the finish will match the beam metal finish (Foil is the default when Clear Anodized is selected)


REQUIRED INFORMATION (ORDER CANNOT BE ENTERED WITHOUT THIS INFORMATION)

See appendix pages vi-xii for surface material options.

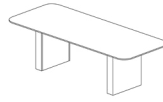
- Choose Laminate Finish
- Choose Edge Finish
- Choose Paint Finish, if Painted base or paint option specified
- Choose Metal Finish. Clear Anodized (-CA), GoldMatt Anodized (-GMA), Antique Brass Anodized (-ABA) and Light Bronze Anodized (-LBA) not available on T-Base or Hoop Base.
- Choose Powder Coat Finish, if Low Profile Perimeter Power is selected
- Choose Metal Finish for base trim detail, if Tapered or Rounded Rectangle Bases specified
- Choose Upholstery, if Upholstery Base Option specified
- Choose Acrylic Finish, if Acrylic Base Option specified



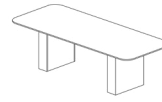
LAMINATE TOP WITH REVERSE FLOW EDGE



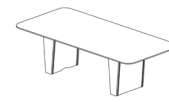
RADIUS RECTANGLE TOP



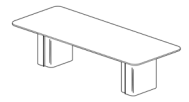
Rectangle Base



Expandable Rectangle Base



Tapered Base




Rounded Rectangle Base

| RADIUS RECTANGLE TABLES | | | | | RECTANGLE BASE | EXPANDABLE RECTANGLE BASE | TAPERED BASE | | ROUNDED RECTANGLE BASE | |
|-------------------------|----------|----------|--------------|------------------|----------------|---------------------------|--------------|---------|------------------------|---------|
| | | | | | Painted | Painted | Laminate | Painted | Laminate | Painted |
| MODEL # | L x W | BASE QTY | TOP SECTIONS | SEATING CAPACITY | -PR | -PX | -LTP | -PTP | -LRR | -PRR |
| FWNC-7236-PA | 72 x 36 | 2 | 1 | 6 | 5,775 | 6,162 | - | - | - | - |
| FWNC-7242-PA | 72 x 42 | 2 | 1 | 6 | 6,562 | 6,982 | - | - | - | - |
| FWNC-7842-PA | 78 x 42 | 2 | 1 | 6 | 7,226 | 7,676 | - | - | - | - |
| FWNC-8442-PA | 84 x 42 | 2 | 1 | 8 | 7,434 | 7,884 | - | - | - | - |
| FWNC-8448-PA | 84 x 48 | 2 | 1 | 8 | 8,053 | 8,518 | 9,651 | 9,651 | 9,966 | 9,966 |
| FWNC-9042-PA | 90 x 42 | 2 | 1 | 8 | 8,038 | 8,511 | - | - | - | - |
| FWNC-9048-PA | 90 x 48 | 2 | 1 | 8 | 8,724 | 9,213 | 10,405 | 10,405 | 10,736 | 10,736 |
| FWNC-9642-PA | 96 x 42 | 2 | 1 | 8 | 8,257 | 8,729 | - | - | - | - |
| FWNC-9648-PA | 96 x 48 | 2 | 1 | 8 | 8,977 | 9,467 | 10,658 | 10,658 | 10,989 | 10,989 |
| FWNC-10242-PA | 102 x 42 | 2 | 1 | 8 | 8,947 | 9,446 | - | - | - | - |
| FWNC-10248-PA | 102 x 48 | 2 | 1 | 8 | 9,743 | 10,260 | 11,518 | 11,518 | 11,867 | 11,867 |
| FWNC-10842-PA | 108 x 42 | 2 | 1 | 10 | 9,177 | 9,677 | - | - | - | - |
| FWNC-10848-PA | 108 x 48 | 2 | 1 | 10 | 10,012 | 10,529 | 11,787 | 11,787 | 12,135 | 12,135 |
| FWNC-10854-PA | 108 x 54 | 2 | 1 | 12 | 10,997 | 11,537 | 12,851 | 12,851 | 13,215 | 13,215 |
| FWNC-11442-PA | 114 x 42 | 2 | 1 | 10 | 9,904 | 10,430 | - | - | - | - |
| FWNC-11448-PA | 114 x 48 | 2 | 1 | 10 | 10,821 | 11,364 | 12,688 | 12,688 | 13,056 | 13,056 |
| FWNC-11454-PA | 114 x 54 | 2 | 1 | 12 | 11,902 | 12,469 | 13,852 | 13,852 | 14,236 | 14,236 |
| FWNC-12042-PA | 120 x 42 | 2 | 1 | 10 | 10,147 | 10,672 | - | - | - | - |
| FWNC-12048-PA | 120 x 48 | 2 | 1 | 10 | 11,102 | 11,646 | 12,970 | 12,970 | 13,337 | 13,337 |
| FWNC-12054-PA | 120 x 54 | 2 | 1 | 12 | 12,228 | 12,795 | 14,178 | 14,178 | 14,562 | 14,562 |
| FWNC-13248-PA | 132 x 48 | 2 | 2 | 10 | 12,151 | 12,717 | 14,096 | 14,096 | 14,479 | 14,479 |
| FWNC-13254-PA | 132 x 54 | 2 | 2 | 12 | 13,416 | 14,007 | 15,448 | 15,448 | 15,848 | 15,848 |
| FWNC-14448-PA | 144 x 48 | 2 | 2 | 12 | 13,248 | 13,837 | 15,272 | 15,272 | 15,670 | 15,670 |
| FWNC-14454-PA | 144 x 54 | 2 | 2 | 14 | 14,657 | 15,273 | 16,771 | 16,771 | 17,187 | 17,187 |
| FWNC-14460-PA | 144 x 60 | 2 | 2 | 14 | 16,303 | 16,950 | 18,528 | 18,528 | 18,967 | 18,967 |
| FWNC-15648-PA | 156 x 48 | 3 | 2 | 14 | 17,148 | 18,041 | 20,215 | 20,215 | 20,818 | 20,818 |
| FWNC-15654-PA | 156 x 54 | 3 | 2 | 14 | 18,810 | 19,742 | 22,011 | 22,011 | 22,642 | 22,642 |
| FWNC-15660-PA | 156 x 60 | 3 | 2 | 14 | 20,757 | 21,738 | 24,130 | 24,130 | 24,794 | 24,794 |
| FWNC-16854-PA | 168 x 54 | 3 | 2 | 16 | 19,613 | 20,546 | 22,816 | 22,816 | 23,446 | 23,446 |
| FWNC-16860-PA | 168 x 60 | 3 | 2 | 16 | 21,677 | 22,658 | 25,050 | 25,050 | 25,713 | 25,713 |
| FWNC-18054-PA | 180 x 54 | 3 | 2 | 16 | 20,417 | 21,349 | 23,620 | 23,620 | 24,250 | 24,250 |
| FWNC-18060-PA | 180 x 60 | 3 | 2 | 16 | 22,596 | 23,577 | 25,969 | 25,969 | 26,632 | 26,632 |
| FWNC-19254-PA | 192 x 54 | 3 | 2 | 18 | 21,221 | 22,153 | 24,293 | 24,293 | 25,093 | 25,093 |
| FWNC-19260-PA | 192 x 60 | 3 | 2 | 18 | 23,516 | 24,497 | 26,751 | 26,751 | 27,594 | 27,594 |
| FWNC-19266-PA | 192 x 66 | 3 | 4 | 18 | 29,286 | 30,327 | 32,716 | 32,716 | 33,611 | 33,611 |
| FWNC-19272-PA | 192 x 72 | 3 | 4 | 18 | 30,761 | 31,803 | 32,872 | 32,872 | 33,957 | 33,957 |
| FWNC-20454-PA | 204 x 54 | 3 | 2 | 18 | 22,921 | 23,890 | 26,117 | 26,117 | 26,949 | 26,949 |
| FWNC-20460-PA | 204 x 60 | 3 | 2 | 18 | 25,428 | 26,449 | 28,794 | 28,794 | 29,671 | 29,671 |
| FWNC-20466-PA | 204 x 66 | 3 | 4 | 18 | 31,742 | 32,825 | 35,311 | 35,311 | 36,242 | 36,242 |
| FWNC-20472-PA | 204 x 72 | 3 | 4 | 18 | 33,373 | 34,456 | 35,570 | 35,570 | 36,699 | 36,699 |
| FWNC-21654-PA | 216 x 54 | 3 | 2 | 20 | 24,336 | 25,329 | 27,610 | 27,610 | 28,463 | 28,463 |
| FWNC-21660-PA | 216 x 60 | 3 | 2 | 20 | 27,028 | 28,075 | 30,477 | 30,477 | 31,375 | 31,375 |
| FWNC-21666-PA | 216 x 66 | 3 | 4 | 20 | 33,814 | 34,923 | 37,471 | 37,471 | 38,423 | 38,423 |
| FWNC-21672-PA | 216 x 72 | 3 | 4 | 20 | 35,583 | 36,692 | 37,833 | 37,833 | 38,989 | 38,989 |
| FWNC-22854-PA | 228 x 54 | 3 | 2 | 20 | 25,432 | 26,435 | 28,738 | 28,738 | 29,599 | 29,599 |
| FWNC-22860-PA | 228 x 60 | 3 | 2 | 20 | 28,275 | 29,330 | 31,755 | 31,755 | 32,663 | 32,663 |
| FWNC-22866-PA | 228 x 66 | 3 | 4 | 20 | 35,445 | 36,565 | 39,137 | 39,137 | 40,099 | 40,099 |
| FWNC-22872-PA | 228 x 72 | 3 | 4 | 20 | 37,330 | 38,451 | 39,603 | 39,603 | 40,770 | 40,770 |
| FWNC-24054-PA | 240 x 54 | 3 | 2 | 20 | 26,596 | 27,610 | 29,938 | 29,938 | 30,809 | 30,809 |
| FWNC-24060-PA | 240 x 60 | 3 | 2 | 20 | 29,595 | 30,664 | 33,115 | 33,115 | 34,033 | 34,033 |
| FWNC-24066-PA | 240 x 66 | 3 | 4 | 20 | 37,171 | 38,303 | 40,904 | 40,904 | 41,877 | 41,877 |
| FWNC-24072-PA | 240 x 72 | 3 | 4 | 20 | 39,178 | 40,310 | 41,476 | 41,476 | 42,656 | 42,656 |



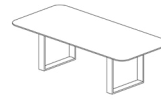
LAMINATE TOP WITH REVERSE FLOW EDGE



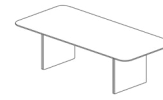
RADIUS RECTANGLE TOP



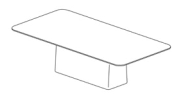
T-Base



Hoop Base



Panel Base



Island Base

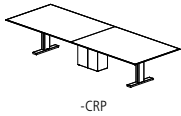
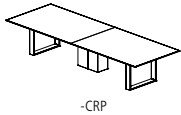
RADIUS RECTANGLE TABLES

| MODEL # | L x W | BASE QTY | TOP SECTIONS | SEATING CAPACITY | T-BASE | HOOP BASE | PANEL BASE | ISLAND BASE |
|---------------|----------|----------|--------------|------------------|--------|-----------|------------|-------------|
| | | | | | Metal | Metal | Painted | Painted |
| | | | | | -TB | -HP | -PP | -PN |
| FWNC-7236-PA | 72 x 36 | 2 | 1 | 6 | 5,172 | - | - | - |
| FWNC-7242-PA | 72 x 42 | 2 | 1 | 6 | 5,905 | - | - | - |
| FWNC-7842-PA | 78 x 42 | 2 | 1 | 6 | 6,524 | - | - | - |
| FWNC-8442-PA | 84 x 42 | 2 | 1 | 8 | 6,731 | - | - | - |
| FWNC-8448-PA | 84 x 48 | 2 | 1 | 8 | 7,326 | 8,518 | 6,808 | - |
| FWNC-9042-PA | 90 x 42 | 2 | 1 | 8 | 7,299 | - | - | - |
| FWNC-9048-PA | 90 x 48 | 2 | 1 | 8 | 7,959 | 9,213 | 7,415 | - |
| FWNC-9642-PA | 96 x 42 | 2 | 1 | 8 | 7,518 | - | - | - |
| FWNC-9648-PA | 96 x 48 | 2 | 1 | 8 | 8,213 | 9,467 | 7,668 | - |
| FWNC-10242-PA | 102 x 42 | 2 | 1 | 8 | 8,166 | - | - | - |
| FWNC-10248-PA | 102 x 48 | 2 | 1 | 8 | 8,936 | 10,260 | 8,362 | - |
| FWNC-10842-PA | 108 x 42 | 2 | 1 | 10 | 8,398 | - | - | - |
| FWNC-10848-PA | 108 x 48 | 2 | 1 | 10 | 9,205 | 10,529 | 8,630 | - |
| FWNC-10854-PA | 108 x 54 | 2 | 1 | 12 | 10,155 | 11,537 | 9,554 | 12,315 |
| FWNC-11442-PA | 114 x 42 | 2 | 1 | 10 | 9,082 | - | - | - |
| FWNC-11448-PA | 114 x 48 | 2 | 1 | 10 | 9,971 | 11,364 | 9,366 | - |
| FWNC-11454-PA | 114 x 54 | 2 | 1 | 12 | 11,014 | 12,469 | 10,382 | 13,289 |
| FWNC-12042-PA | 120 x 42 | 2 | 1 | 10 | 9,326 | - | - | - |
| FWNC-12048-PA | 120 x 48 | 2 | 1 | 10 | 10,253 | 11,646 | 9,648 | - |
| FWNC-12054-PA | 120 x 54 | 2 | 1 | 12 | 11,340 | 12,795 | 10,708 | 13,614 |
| FWNC-13248-PA | 132 x 48 | 2 | 2 | 10 | 11,266 | 12,717 | 10,636 | - |
| FWNC-13254-PA | 132 x 54 | 2 | 2 | 12 | 12,492 | 14,007 | 11,834 | 14,861 |
| FWNC-14448-PA | 144 x 48 | 2 | 2 | 12 | 12,328 | 13,837 | 11,672 | - |
| FWNC-14454-PA | 144 x 54 | 2 | 2 | 14 | 13,696 | 15,273 | 13,012 | 16,160 |
| FWNC-14460-PA | 144 x 60 | 2 | 2 | 14 | 15,291 | 16,950 | 14,570 | 17,886 |
| FWNC-15648-PA | 156 x 48 | 3 | 2 | 14 | 15,754 | 18,041 | 14,761 | - |
| FWNC-15654-PA | 156 x 54 | 3 | 2 | 14 | 17,353 | 19,742 | 16,316 | 18,144 |
| FWNC-15660-PA | 156 x 60 | 3 | 2 | 14 | 19,223 | 21,738 | 18,130 | 20,057 |
| FWNC-16854-PA | 168 x 54 | 3 | 2 | 16 | 18,157 | 20,546 | 17,120 | 18,949 |
| FWNC-16860-PA | 168 x 60 | 3 | 2 | 16 | 20,142 | 22,658 | 19,051 | 20,977 |
| FWNC-18054-PA | 180 x 54 | 3 | 2 | 16 | 18,961 | 21,349 | 17,924 | 25,636 |
| FWNC-18060-PA | 180 x 60 | 3 | 2 | 16 | 21,062 | 23,577 | 19,970 | 28,093 |
| FWNC-19254-PA | 192 x 54 | 3 | 2 | 18 | 19,765 | 22,153 | 18,728 | 26,441 |
| FWNC-19260-PA | 192 x 60 | 3 | 2 | 18 | 21,981 | 24,497 | 20,890 | 29,013 |
| FWNC-19266-PA | 192 x 66 | 3 | 4 | 18 | - | 30,327 | 26,501 | 35,117 |
| FWNC-19272-PA | 192 x 72 | 3 | 4 | 18 | - | 31,803 | 27,976 | 36,592 |
| FWNC-20454-PA | 204 x 54 | 3 | 2 | 18 | 21,404 | 23,890 | 20,326 | 28,351 |
| FWNC-20460-PA | 204 x 60 | 3 | 2 | 18 | 23,832 | 26,449 | 22,695 | 31,148 |
| FWNC-20466-PA | 204 x 66 | 3 | 4 | 18 | - | 32,825 | 28,844 | 37,809 |
| FWNC-20472-PA | 204 x 72 | 3 | 4 | 18 | - | 34,456 | 30,475 | 39,440 |
| FWNC-21654-PA | 216 x 54 | 3 | 2 | 20 | 22,784 | 25,329 | 21,678 | 29,899 |
| FWNC-21660-PA | 216 x 60 | 3 | 2 | 20 | 25,393 | 28,075 | 24,228 | 32,887 |
| FWNC-21666-PA | 216 x 66 | 3 | 4 | 20 | - | 34,923 | 30,844 | 40,028 |
| FWNC-21672-PA | 216 x 72 | 3 | 4 | 20 | - | 36,692 | 32,613 | 41,797 |
| FWNC-22854-PA | 228 x 54 | 3 | 2 | 20 | 23,865 | 26,435 | 22,749 | 31,049 |
| FWNC-22860-PA | 228 x 60 | 3 | 2 | 20 | 26,623 | 29,330 | 25,448 | 34,190 |
| FWNC-22866-PA | 228 x 66 | 3 | 4 | 20 | - | 36,565 | 32,447 | 41,719 |
| FWNC-22872-PA | 228 x 72 | 3 | 4 | 20 | - | 38,451 | 34,332 | 43,605 |
| FWNC-24054-PA | 240 x 54 | 3 | 2 | 20 | 25,010 | 27,610 | 23,882 | 32,276 |
| FWNC-24060-PA | 240 x 60 | 3 | 2 | 20 | 27,925 | 30,664 | 26,737 | 35,578 |
| FWNC-24066-PA | 240 x 66 | 3 | 4 | 20 | - | 38,303 | 34,140 | 43,516 |
| FWNC-24072-PA | 240 x 72 | 3 | 4 | 20 | - | 40,310 | 36,147 | 45,523 |



LAMINATE TOP WITH REVERSE FLOW EDGE


| BASE OPTIONS | CODE | PRICE | NOTES |
|--|-----------------------|----------------|--|
| Metal Trim Finish Options: | | | |
| Powder Coat | No Code | No Charge | Tapered and Rounded Rectangle Bases are standard with a metal trim detail in either Powder Coat or Clear Anodized. Other finishes available at an upcharge. |
| Clear Anodized | -CA | No Charge | |
| GoldMatt Anodized | -GMA | \$941 | |
| Antique Brass Anodized | -ABA | \$941 | |
| Light Bronze Anodized | -LBA | \$471 | |
| High Polish Finish | -HPF | \$554 | |
| Upholstered Base Option: | | | |
| | | -COM | -A -B -C -D -E -F -G |
| Upholstered Base, 48" Wide Table | -UPH-48 | \$1,045 | \$1,359 \$1,463 \$1,568 \$1,672 \$2,404 \$2,822 \$3,031 |
| Upholstered Base, 54" Wide Table | -UPH-54 | \$1,045 | \$1,411 \$1,516 \$1,550 \$1,725 \$2,508 \$2,926 \$3,135 |
| Upholstered Base, 60" Wide Table | -UPH-60 | \$1,045 | \$1,463 \$1,568 \$1,672 \$1,777 \$2,717 \$3,135 \$3,344 |
| Upholstered Base, 66" Wide Table | -UPH-66 | \$1,045 | \$1,568 \$1,672 \$1,777 \$1,881 \$3,135 \$3,553 \$3,762 |
| Upholstered Base, 72" Wide Table | -UPH-72 | \$1,045 | \$1,672 \$1,777 \$1,881 \$1,986 \$3,658 \$4,076 \$4,285 |
| Acrylic Base Option: | | | |
| Acrylic, 48" Wide Table | -ACR-48 | \$2,000 | Acrylic option applied to end/inner panels of Tapered Bases only. |
| Acrylic, 54" Wide Table | -ACR-54 | \$2,400 | |
| Acrylic, 60" Wide Table | -ACR-60 | \$2,600 | |
| Acrylic, 66" Wide Table | -ACR-66 | \$2,800 | |
| Acrylic, 72" Wide Table | -ACR-72 | \$3,100 | |
| Paint Option: | | | |
| Laminate Tapered Base End/Inner Panels | -PLTP | No Charge | Paint option on Laminate Tapered Base End/Inner Panels |
| Center Column Base Finish Options: | | | |
| Painted Center Column Base* | -CRP | No Charge | To replace existing middle base (Hoop Base and T-Base only) |
| Polished Chrome Finish Options: | | | |
| Polished Chrome Hoop Base (2 base tables) | -PCHP2 | \$2,768 | *When specifying -CRV or -CRP in conjunction with a Polished Chrome finish on Hoop Base or T-Base tables with 3 bases, use the upcharge code and pricing for 2 base tables (-PCHP2 or -PCTB2). |
| Polished Chrome Hoop Base (3 base tables) | -PCHP3 | \$4,149 | |
| Polished Chrome T-Base (2 base tables) | -PCTB2 | \$2,768 | |
| Polished Chrome T-Base (3 base tables) | -PCTB3 | \$4,149 | |
| T-Base Combination Finish (2 base tables) | -PCCBF2 | \$1,694 | |
| T-Base Combination Finish (3 base tables) | -PCCBF3 | \$2,542 | |
| TOP OPTIONS | | | |
| Multi-Section Tops: | | | |
| 102", 108", 114" and 120" one-piece tops split into two sections | Specify -2 | \$824 | Power Matrix (center of table location only) cannot be specified when this option is selected |
| 204", 216", 228" or 240" two-piece tops split into four sections | Specify -4 | \$1,642 | |
| POWER OPTIONS | | | |
| Low Profile Perimeter Power Option: | | | |
| 72"-132" Tables | -LPP6C | \$6,532 | See page 29 for location information (10) simplex outlets, (10) USB-A+C ports, (4) Modular AV Inserts/Plates (14) simplex outlets, (14) USB-A+C ports, (4) Modular AV Inserts/Plates (18) simplex outlets, (18) USB-A+C ports, (4) Modular AV Inserts/Plates Replaces USB-A+C ports |
| 144"-156" Tables | -LPP8C | \$9,144 | |
| 168"-240" Tables | -LPP10C | \$12,436 | |
| For USB-C+C | Add -USB-DualC | No Charge | |
| Field-Wired Option: | | | |
| 72"-132" Tables | Add -FW | DEDUCT \$1,945 | Some local electrical codes may require hardwiring of components and may not allow the use of standard modular power systems. A junction box will be provided when ordering the -FW option |
| 144"-156" Tables | Add -FW | DEDUCT \$2,378 | |
| 168"-240" Tables | Add -FW | DEDUCT \$2,913 | |
| Other Power and Data Options: | See pages 204-213 | | |





LAMINATE TOP WITH REVERSE FLOW EDGE

EDGE PROFILE



Reverse Flow Edge

GENERAL INFORMATION

- Tops are 1-1/8" -thick with 3/16" -deep hardwood edge band
- Seating capacity based on 27" per person
- Overall table height 29.5"
- T-Base combination finish includes a Polished Chrome foot and Powder Coat vertical column
- Beam finish will match Metal Finish selection. If no Metal Finish is selected, beams will be Foil.
- If Polished Chrome Finish is specified on the T-Base or Hoop Base, the beams will be Foil.
- Tables with three Hoop or T-Bases will default to the same base style for all three bases. An alternate Center Column Base may also be specified above.
- One wire manager included with the Hoop Base table (regardless of table size). Can be adhered to the leg and will default to the finish of the leg. If additional wire management channels are required, they can be purchased separately at the end of the price list.
- Rectangle, Expandable Rectangle, Tapered, Rounded Rectangle, Metal T-Base, Panel, Island, and Center Column bases include a removable access panel
- Tapered and Rounded Rectangle bases standard with a metal trim detail
- Upholstery option is applied on the Rounded Rectangle outer base shell or Tapered Base end panel. For COM fabrics, yardage requirement is 1 yard per base.
- Center Wire Chase available on two base tables for more robust wire management needs. See page 213.
- On Tapered base tables with center bases, the center base will default to the finish selections specified for the end bases. Metal finish on center bases will default to the finish selection on the end base.
- On Rounded Rectangle base tables with center bases, both sides of the center base will default to the finish selection specified for the inner shell of the end bases. Metal finish on center base will default to finish selection specified for end base.
- If a powder coat finish is not selected for the Low Profile Perimeter Power, the finish will match the beam metal finish (Foil is the default when Clear Anodized is selected)

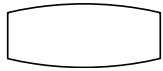
REQUIRED INFORMATION (ORDER CANNOT BE ENTERED WITHOUT THIS INFORMATION)

See appendix pages vi-xii for surface material options.

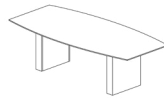
- Choose Laminate Finish
- Choose Edge Finish
- Choose Paint Finish, if Painted base or paint option specified
- Choose Metal Finish. Clear Anodized (-CA), GoldMatt Anodized (-GMA), Antique Brass Anodized (-ABA) and Light Bronze Anodized (-LBA) not available on T-Base or Hoop Base.
- Choose Powder Coat Finish, if Low Profile Perimeter Power is selected
- Choose Metal Finish for base trim detail, if Tapered or Rounded Rectangle Bases specified
- Choose Upholstery, if Upholstery Base Option specified
- Choose Acrylic Finish, if Acrylic Base Option specified



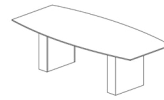
LAMINATE TOP WITH REVERSE FLOW EDGE



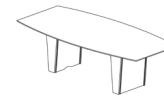
BOAT TOP



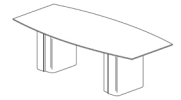
Rectangle Base



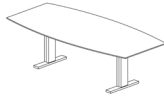
Expandable Rectangle Base



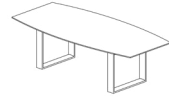
Tapered Base



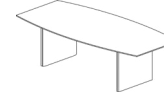
Rounded Rectangle Base



T-Base



Hoop Base



Panel Base



Four Post Base

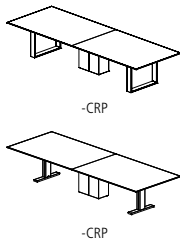
| BOAT TABLES | MODEL # | L x W | BASE QTY | TOP SECTIONS | SEATING CAPACITY | RECTANGLE BASE | | EXPANDABLE RECTANGLE BASE | | TAPERED BASE | | ROUNDED RECTANGLE BASE | |
|---------------|-------------|-------|----------|--------------|------------------|----------------|--------|---------------------------|--------|--------------|--------|------------------------|--------|
| | | | | | | Painted | -PR | Painted | -PX | Laminate | -LTP | Painted | -PTP |
| FWNB-7240-PA | 72 x 32/40 | 2 | 1 | 6 | 6,468 | | 6,468 | | 6,889 | - | - | - | - |
| FWNB-7840-PA | 78 x 32/40 | 2 | 1 | 6 | 7,117 | | 7,117 | | 7,567 | - | - | - | - |
| FWNB-8444-PA | 84 x 32/44 | 2 | 1 | 8 | 7,811 | | 7,811 | | 8,276 | 9,409 | 9,409 | 9,724 | 9,724 |
| FWNB-9044-PA | 90 x 32/44 | 2 | 1 | 8 | 8,452 | | 8,452 | | 8,941 | 10,133 | 10,133 | 10,464 | 10,464 |
| FWNB-9648-PA | 96 x 36/48 | 2 | 1 | 8 | 8,977 | | 8,977 | | 9,467 | 10,658 | 10,658 | 10,989 | 10,989 |
| FWNB-10248-PA | 102 x 36/48 | 2 | 1 | 8 | 9,743 | | 9,743 | | 10,260 | 11,518 | 11,518 | 11,867 | 11,867 |
| FWNB-10848-PA | 108 x 36/48 | 2 | 1 | 10 | 10,012 | | 10,012 | | 10,529 | 11,787 | 11,787 | 12,135 | 12,135 |
| FWNB-11450-PA | 114 x 36/50 | 2 | 1 | 10 | 11,501 | | 11,501 | | 12,068 | 13,452 | 13,452 | 13,835 | 13,835 |
| FWNB-12050-PA | 120 x 36/50 | 2 | 1 | 10 | 11,806 | | 11,806 | | 12,373 | 13,757 | 13,757 | 14,141 | 14,141 |
| FWNB-13254-PA | 132 x 36/54 | 2 | 2 | 10 | 13,416 | | 13,416 | | 14,007 | 15,448 | 15,448 | 15,848 | 15,848 |
| FWNB-14454-PA | 144 x 36/54 | 2 | 2 | 12 | 14,657 | | 14,657 | | 15,273 | 16,771 | 16,771 | 17,187 | 17,187 |
| FWNB-15654-PA | 156 x 36/54 | 3 | 2 | 12 | 18,810 | | 18,810 | | 19,742 | 22,011 | 22,011 | 22,642 | 22,642 |
| FWNB-16860-PA | 168 x 42/60 | 3 | 2 | 14 | 21,677 | | 21,677 | | 22,658 | 25,050 | 25,050 | 25,713 | 25,713 |
| FWNB-18060-PA | 180 x 42/60 | 3 | 2 | 14 | 22,596 | | 22,596 | | 23,577 | 25,969 | 25,969 | 26,632 | 26,632 |
| FWNB-19272-PA | 192 x 54/72 | 3 | 4 | 18 | 30,761 | | 30,761 | | 31,803 | 32,872 | 32,872 | 33,957 | 33,957 |
| FWNB-20472-PA | 204 x 54/72 | 3 | 4 | 18 | 33,373 | | 33,373 | | 34,456 | 35,570 | 35,570 | 36,699 | 36,699 |
| FWNB-21672-PA | 216 x 54/72 | 3 | 4 | 20 | 35,583 | | 35,583 | | 36,692 | 37,833 | 37,833 | 38,989 | 38,989 |
| FWNB-22872-PA | 228 x 54/72 | 3 | 4 | 20 | 37,330 | | 37,330 | | 38,451 | 39,603 | 39,603 | 40,770 | 40,770 |
| FWNB-24072-PA | 240 x 54/72 | 3 | 4 | 20 | 39,178 | | 39,178 | | 40,310 | 41,476 | 41,476 | 42,656 | 42,656 |

| BOAT TABLES | | | | | | T-BASE | HOOP BASE | PANEL BASE | FOUR POST BASE |
|---------------|-------------|----------|--------------|------------------|--|--------|-----------|------------|----------------|
| MODEL # | L x W | BASE QTY | TOP SECTIONS | SEATING CAPACITY | | Metal | Metal | Painted | Painted |
| | | | | | | -TB | -HP | -PP | -P4 |
| FWNB-7240-PA | 72 x 32/40 | 2 | 1 | 6 | | 5,811 | - | 5,344 | 6,468 |
| FWNB-7840-PA | 78 x 32/40 | 2 | 1 | 6 | | 6,415 | - | 5,914 | 7,117 |
| FWNB-8444-PA | 84 x 32/44 | 2 | 1 | 8 | | 7,084 | - | 6,566 | 7,811 |
| FWNB-9044-PA | 90 x 32/44 | 2 | 1 | 8 | | 7,687 | - | 7,143 | 8,452 |
| FWNB-9648-PA | 96 x 36/48 | 2 | 1 | 8 | | 8,213 | 9,467 | 7,668 | 8,977 |
| FWNB-10248-PA | 102 x 36/48 | 2 | 1 | 8 | | 8,936 | 10,260 | 8,362 | 9,743 |
| FWNB-10848-PA | 108 x 36/48 | 2 | 1 | 10 | | 9,205 | 10,529 | 8,630 | 10,012 |
| FWNB-11450-PA | 114 x 36/50 | 2 | 1 | 10 | | 10,614 | 12,068 | 9,982 | 11,501 |
| FWNB-12050-PA | 120 x 36/50 | 2 | 1 | 10 | | 10,918 | 12,373 | 10,287 | 11,806 |
| FWNB-13254-PA | 132 x 36/54 | 2 | 2 | 10 | | 12,492 | 14,007 | 11,834 | 13,416 |
| FWNB-14454-PA | 144 x 36/54 | 2 | 2 | 12 | | 13,696 | 15,273 | 13,012 | 14,657 |
| FWNB-15654-PA | 156 x 36/54 | 3 | 2 | 12 | | 17,353 | 19,742 | 16,316 | 18,810 |
| FWNB-16860-PA | 168 x 42/60 | 3 | 2 | 14 | | 20,142 | 22,658 | 19,051 | 21,677 |
| FWNB-18060-PA | 180 x 42/60 | 3 | 2 | 14 | | 21,062 | 23,577 | 19,970 | 22,596 |
| FWNB-19272-PA | 192 x 54/72 | 3 | 4 | 18 | | - | 31,803 | 27,976 | 30,761 |
| FWNB-20472-PA | 204 x 54/72 | 3 | 4 | 18 | | - | 34,456 | 30,475 | 33,373 |
| FWNB-21672-PA | 216 x 54/72 | 3 | 4 | 20 | | - | 36,692 | 32,613 | 35,583 |
| FWNB-22872-PA | 228 x 54/72 | 3 | 4 | 20 | | - | 38,451 | 34,332 | 37,330 |
| FWNB-24072-PA | 240 x 54/72 | 3 | 4 | 20 | | - | 40,310 | 36,147 | 39,178 |



LAMINATE TOP WITH REVERSE FLOW EDGE


| BASE OPTIONS | CODE | PRICE | NOTES |
|--|-----------------------|-------------------|--|
| Metal Trim Finish Options: | | | |
| Powder Coat | No Code | No Charge | Tapered and Rounded Rectangle Bases are standard with a metal trim detail in either Powder Coat or Clear Anodized. Other finishes available at an upcharge. |
| Clear Anodized | -CA | No Charge | |
| GoldMatt Anodized | -GMA | \$941 | |
| Antique Brass Anodized | -ABA | \$941 | |
| Light Bronze Anodized | -LBA | \$471 | |
| High Polish Finish | -HPF | \$554 | |
| Upholstered Base Option: | | | |
| | | -COM | -A -B -C -D -E -F -G |
| Upholstered Base, 44", 48", 50" Wide Tables | -UPH-48 | \$1,045 | \$1,359 \$1,463 \$1,568 \$1,672 \$2,404 \$2,822 \$3,031 |
| Upholstered Base, 54" Wide Table | -UPH-54 | \$1,045 | \$1,411 \$1,516 \$1,550 \$1,725 \$2,508 \$2,926 \$3,135 |
| Upholstered Base, 60" Wide Table | -UPH-60 | \$1,045 | \$1,463 \$1,568 \$1,672 \$1,777 \$2,717 \$3,135 \$3,344 |
| Upholstered Base, 72" Wide Table | -UPH-72 | \$1,045 | \$1,672 \$1,777 \$1,881 \$1,986 \$3,658 \$4,076 \$4,285 |
| Acrylic Base Option: | | | |
| Acrylic, 44", 48", 50" Wide Tables | -ACR-48 | \$2,000 | Acrylic option applied to end/inner panels of Tapered Bases only. |
| Acrylic, 54" Wide Table | -ACR-54 | \$2,400 | |
| Acrylic, 60" Wide Table | -ACR-60 | \$2,600 | |
| Acrylic, 72" Wide Table | -ACR-72 | \$3,100 | |
| Paint Option: | | | |
| Laminate Tapered Base End/Inner Panels | -PLTP | No Charge | Paint option on Laminate Tapered Base End/Inner Panels |
| Remove Center Column for Four Post Base Options: | | | |
| If -P4 base is selected | -4COLP | DEDUCT \$903 | Available on tables 96" and shorter only |
| Center Column Base Finish Options: | | | |
| Painted Center Column Base* | -CRP | No Charge | To replace existing middle base (Hoop Base and T-Base only) |
| Polished Chrome Finish Options: | | | |
| Polished Chrome Four Post Base | -PCFB | \$2,768 | *When specifying -CRV or -CRP in conjunction with a Polished Chrome finish on Hoop Base or T-Base tables with 3 bases, use the upcharge code and pricing for 2 base tables (-PCHP2 or -PCTB2). |
| Polished Chrome Hoop Base (2 base tables) | -PCHP2 | \$2,768 | |
| Polished Chrome Hoop Base (3 base tables) | -PCHP3 | \$4,149 | |
| Polished Chrome T-Base (2 base tables) | -PCTB2 | \$2,768 | |
| Polished Chrome T-Base (3 base tables) | -PCTB3 | \$4,149 | |
| T-Base Combination Finish (2 base tables) | -PCCBF2 | \$1,694 | |
| T-Base Combination Finish (3 base tables) | -PCCBF3 | \$2,542 | |
| TOP OPTIONS | | | |
| Multi-Section Tops: | | | |
| 102", 108", 114" and 120" one-piece tops split into two sections | Specify -2 | \$824 | Power Matrix (center of table location only) cannot be specified when this option is selected |
| POWER OPTIONS | | | |
| Low Profile Perimeter Power Option: | | | See page 29 for location information |
| 72"-132" Tables | -LPP6C | \$6,532 | (10) simplex outlets, (10) USB-A+C ports, (4) Modular AV Inserts/Plates |
| 144"-156" Tables | -LPP8C | \$9,144 | (14) simplex outlets, (14) USB-A+C ports, (4) Modular AV Inserts/Plates |
| 168"-240" Tables | -LPP10C | \$12,436 | (18) simplex outlets, (18) USB-A+C ports, (4) Modular AV Inserts/Plates |
| For USB-C+C | Add -USB-DualC | No Charge | Replaces USB-A+C ports |
| Field-Wired Option: | | | |
| 72"-132" Tables | Add -FW | DEDUCT \$1,945 | Some local electrical codes may require hardwiring of components and may not allow the use of standard modular power systems. A junction box will be provided when ordering the -FW option |
| 144"-156" Tables | Add -FW | DEDUCT \$2,378 | |
| 168"-240" Tables | Add -FW | DEDUCT \$2,913 | |
| Other Power and Data Options: | | See pages 204-213 | |





LAMINATE TOP WITH REVERSE FLOW EDGE

EDGE PROFILE



Reverse Flow Edge

GENERAL INFORMATION

- Tops are 1-1/8" -thick with 3/16" -deep hardwood edge band
- Seating capacity based on 27" per person
- Overall table height 29.5"
- Four Post Base includes a 12"x24" center column for wire management. Center column may be removed from tables 96" and shorter with option -4COLP above. On tables over 96", the center column is required for support.
- T-Base combination finish includes a Polished Chrome foot and Powder Coat vertical column
- Beam finish will match Metal Finish selection. If no Metal Finish is selected, beams will be Foil.
- If Polished Chrome Finish is specified on the T-Base or Hoop Base, the beams will be Foil. If Polished Chrome Finish is specified on the Four Post Base, the beams will be Clear Anodized.
- Tables with three Hoop or T-Bases will default to the same base style for all three bases. An alternate Center Column Base may also be specified above.
- One wire manager included with the Hoop Base table (regardless of table size). Can be adhered to the leg and will default to the finish of the leg. If additional wire management channels are required, they can be purchased separately at the end of the price list.
- Rectangle, Expandable Rectangle, Tapered, Rounded Rectangle, Metal T-Base, Panel, Island, and Center Column bases include a removable access panel
- Tapered and Rounded Rectangle bases standard with a metal trim detail
- Upholstery option is applied on the Rounded Rectangle outer base shell or Tapered Base end panel. For COM fabrics, yardage requirement is 1 yard per base.
- Center Wire Chase available on two base tables for more robust wire management needs. See page 213.
- On Tapered base tables with center bases, the center base will default to the finish selections specified for the end bases. Metal finish on center bases will default to the finish selection on the end base.
- On Rounded Rectangle base tables with center bases, both sides of the center base will default to the finish selection specified for the inner shell of the end bases. Metal finish on center base will default to finish selection specified for end base.
- If a powder coat finish is not selected for the Low Profile Perimeter Power, the finish will match the beam metal finish (Foil is the default when Clear Anodized is selected)

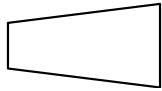
REQUIRED INFORMATION (ORDER CANNOT BE ENTERED WITHOUT THIS INFORMATION)

See appendix pages vi-xii for surface material options.

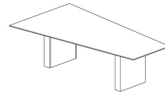
- Choose Laminate Finish
- Choose Edge Finish
- Choose Paint Finish, if Painted base or paint option specified
- Choose Metal Finish. Clear Anodized (-CA), GoldMatt Anodized (-GMA), Antique Brass Anodized (-ABA) and Light Bronze Anodized (-LBA) not available on T-Base or Hoop Base.
- Choose Powder Coat Finish, if Low Profile Perimeter Power is selected
- Choose Metal Finish for base trim detail, if Tapered or Rounded Rectangle Bases specified
- Choose Upholstery, if Upholstery Base Option specified
- Choose Acrylic Finish, if Acrylic Base Option specified



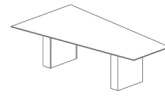
LAMINATE TOP WITH REVERSE FLOW EDGE



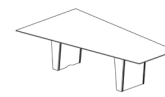
SIGHT LINE TOP



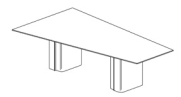
Rectangle Base



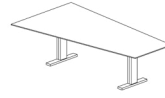
Expandable Rectangle Base



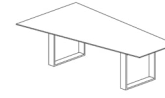
Tapered Base



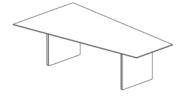
Rounded Rectangle Base



T-Base



Hoop Base



Panel Base

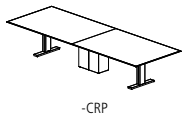
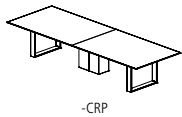
| SIGHT LINE TABLES | RECTANGLE BASE | | EXPANDABLE RECTANGLE BASE | | TAPERED BASE | | ROUNDED RECTANGLE BASE | | | |
|-------------------|----------------|----------|---------------------------|------------------|--------------|---------|------------------------|---------|--------|--------|
| | Painted | Painted | Laminate | Painted | Painted | Painted | Laminate | Painted | | |
| MODEL # | L x W | BASE QTY | TOP SECTIONS | SEATING CAPACITY | -PR | -PX | -LTP | -PTP | -LRR | -PRR |
| FWNA-7254-PA | 72 x 36/54 | 2 | 1 | 7 | 7,698 | 8,151 | 9,258 | 9,258 | 9,565 | 9,565 |
| FWNA-7856-PA | 78 x 36/56 | 2 | 1 | 7 | 9,086 | 9,597 | 10,843 | 10,843 | 11,189 | 11,189 |
| FWNA-8458-PA | 84 x 36/58 | 2 | 1 | 9 | 9,521 | 10,033 | 11,279 | 11,279 | 11,625 | 11,625 |
| FWNA-9060-PA | 90 x 36/60 | 2 | 1 | 9 | 10,496 | 11,033 | 12,344 | 12,344 | 12,708 | 12,708 |
| FWNA-9660-PA | 96 x 36/60 | 2 | 1 | 9 | 10,834 | 11,373 | 12,683 | 12,683 | 13,047 | 13,047 |
| FWNA-10260-PA | 102 x 36/60 | 2 | 1 | 9 | 11,794 | 12,362 | 13,746 | 13,746 | 14,129 | 14,129 |
| FWNA-10860-PA | 108 x 36/60 | 2 | 1 | 11 | 12,150 | 12,718 | 14,103 | 14,103 | 14,486 | 14,486 |
| FWNA-11460-PA | 114 x 36/60 | 2 | 1 | 11 | 13,167 | 13,764 | 15,222 | 15,222 | 15,625 | 15,625 |
| FWNA-12066-PA | 120 x 36/66 | 2 | 2 | 11 | 17,009 | 17,643 | 19,188 | 19,188 | 19,616 | 19,616 |
| FWNA-13268-PA | 132 x 36/68 | 2 | 3 | 11 | 19,102 | 19,762 | 21,372 | 21,372 | 21,818 | 21,818 |
| FWNA-14470-PA | 144 x 36/70 | 2 | 3 | 13 | 21,365 | 22,052 | 23,726 | 23,726 | 24,190 | 24,190 |
| FWNA-15672-PA | 156 x 36/72 | 3 | 3 | 13 | 26,834 | 27,875 | 30,412 | 30,412 | 31,115 | 31,115 |
| FWNA-16876-PA | 168 x 36/76 | 3 | 3 | 15 | 28,176 | 29,187 | 31,650 | 31,650 | 32,334 | 32,334 |
| FWNA-18078-PA | 180 x 36/78 | 3 | 3 | 15 | 29,955 | 30,966 | 33,430 | 33,430 | 34,113 | 34,113 |
| FWNA-19278-PA | 192 x 36/78 | 3 | 4 | 17 | 31,316 | 32,327 | 33,367 | 33,367 | 34,420 | 34,420 |
| FWNA-20478-PA | 204 x 36/78 | 3 | 4 | 17 | 34,004 | 35,057 | 36,139 | 36,139 | 37,235 | 37,235 |
| FWNA-21678-PA | 216 x 36/78 | 3 | 4 | 19 | 36,286 | 37,363 | 38,471 | 38,471 | 39,595 | 39,595 |
| FWNA-22878-PA | 228 x 36/78 | 3 | 4 | 19 | 38,096 | 39,184 | 40,303 | 40,303 | 41,437 | 41,437 |
| FWNA-24078-PA | 240 x 36/78 | 3 | 4 | 19 | 40,009 | 41,109 | 42,241 | 42,241 | 43,387 | 43,387 |

| SIGHT LINE TABLES | T-BASE | | HOOP BASE | | PANEL BASE | | |
|-------------------|-------------|----------|--------------|------------------|------------|---------|--------|
| | Metal | Metal | Metal | Metal | Painted | Painted | |
| MODEL # | L x W | BASE QTY | TOP SECTIONS | SEATING CAPACITY | -TB | -HP | -PP |
| FWNA-7254-PA | 72 x 36/54 | 2 | 1 | 7 | 6,987 | 8,151 | 6,482 |
| FWNA-7856-PA | 78 x 36/56 | 2 | 1 | 7 | 8,286 | 9,597 | 7,716 |
| FWNA-8458-PA | 84 x 36/58 | 2 | 1 | 9 | 8,722 | 10,033 | 8,153 |
| FWNA-9060-PA | 90 x 36/60 | 2 | 1 | 9 | 9,655 | 11,033 | 9,055 |
| FWNA-9660-PA | 96 x 36/60 | 2 | 1 | 9 | 9,993 | 11,373 | 9,395 |
| FWNA-10260-PA | 102 x 36/60 | 2 | 1 | 9 | 10,906 | 12,362 | 10,274 |
| FWNA-10860-PA | 108 x 36/60 | 2 | 1 | 11 | 11,263 | 12,718 | 10,631 |
| FWNA-11460-PA | 114 x 36/60 | 2 | 1 | 11 | 12,233 | 13,764 | 11,567 |
| FWNA-12066-PA | 120 x 36/66 | 2 | 2 | 11 | 16,017 | 17,643 | 15,311 |
| FWNA-13268-PA | 132 x 36/68 | 2 | 3 | 11 | 18,069 | 19,762 | 17,334 |
| FWNA-14470-PA | 144 x 36/70 | 2 | 3 | 13 | - | 22,052 | 19,527 |
| FWNA-15672-PA | 156 x 36/72 | 3 | 3 | 13 | - | 27,875 | 24,049 |
| FWNA-16876-PA | 168 x 36/76 | 3 | 3 | 15 | - | 29,187 | 25,469 |
| FWNA-18078-PA | 180 x 36/78 | 3 | 3 | 15 | - | 30,966 | 27,249 |
| FWNA-19278-PA | 192 x 36/78 | 3 | 4 | 17 | - | 32,327 | 28,610 |
| FWNA-20478-PA | 204 x 36/78 | 3 | 4 | 17 | - | 35,057 | 31,189 |
| FWNA-21678-PA | 216 x 36/78 | 3 | 4 | 19 | - | 37,363 | 33,401 |
| FWNA-22878-PA | 228 x 36/78 | 3 | 4 | 19 | - | 39,184 | 35,184 |
| FWNA-24078-PA | 240 x 36/78 | 3 | 4 | 19 | - | 41,109 | 37,064 |



LAMINATE TOP WITH REVERSE FLOW EDGE


| BASE OPTIONS | CODE | PRICE | NOTES |
|--|-----------------------|----------------|--|
| Metal Trim Finish Options: | | | |
| Powder Coat | No Code | No Charge | Tapered and Rounded Rectangle Bases are standard with a metal trim detail in either Powder Coat or Clear Anodized. Other finishes available at an upcharge. |
| Clear Anodized | -CA | No Charge | |
| GoldMatt Anodized | -GMA | \$941 | |
| Antique Brass Anodized | -ABA | \$941 | |
| Light Bronze Anodized | -LBA | \$471 | |
| High Polish Finish | -HPF | \$554 | |
| Upholstered Base Option: | | | |
| | | -COM | -A -B -C -D -E -F -G |
| Upholstered Base, 54", 56", 58" Wide Tables | -UPH-48 | \$1,045 | \$1,359 \$1,463 \$1,568 \$1,672 \$2,404 \$2,822 \$3,031 |
| Upholstered Base, 60" Wide Table | -UPH-54 | \$1,045 | \$1,411 \$1,516 \$1,550 \$1,725 \$2,508 \$2,926 \$3,135 |
| Upholstered Base, 66", 68" Wide Tables | -UPH-60 | \$1,045 | \$1,463 \$1,568 \$1,672 \$1,777 \$2,717 \$3,135 \$3,344 |
| Upholstered Base, 70", 72" Wide Tables | -UPH-66 | \$1,045 | \$1,568 \$1,672 \$1,777 \$1,881 \$3,135 \$3,553 \$3,762 |
| Upholstered Base, 76", 78" Wide Tables | -UPH-72 | \$1,045 | \$1,672 \$1,777 \$1,881 \$1,986 \$3,658 \$4,076 \$4,285 |
| Acrylic Base Option: | | | |
| Acrylic, 54", 56", 58" Wide Tables | -ACR-48 | \$2,000 | Acrylic option applied to end/inner panels of Tapered Bases only. |
| Acrylic, 60" Wide Table | -ACR-54 | \$2,400 | |
| Acrylic, 66", 68" Wide Tables | -ACR-60 | \$2,600 | |
| Acrylic, 70", 72" Wide Tables | -ACR-66 | \$2,800 | |
| Acrylic, 76", 78" Wide Tables | -ACR-72 | \$3,100 | |
| Paint Option: | | | |
| Laminate Tapered Base End/Inner Panels | -PLTP | No Charge | Paint option on Laminate Tapered Base End/Inner Panels |
| Center Column Base Finish Options: | | | |
| Painted Center Column Base* | -CRP | No Charge | To replace existing middle base (Hoop Base and T-Base only) |
| Polished Chrome Finish Options: | | | |
| Polished Chrome Hoop Base (2 base tables) | -PCHP2 | \$2,768 | *When specifying -CRV or -CRP in conjunction with a Polished Chrome finish on Hoop Base or T-Base tables with 3 bases, use the upcharge code and pricing for 2 base tables (-PCHP2 or -PCTB2). |
| Polished Chrome Hoop Base (3 base tables) | -PCHP3 | \$4,149 | |
| Polished Chrome T-Base (2 base tables) | -PCTB2 | \$2,768 | |
| Polished Chrome T-Base (3 base tables) | -PCTB3 | \$4,149 | |
| T-Base Combination Finish (2 base tables) | -PCCBF2 | \$1,694 | |
| T-Base Combination Finish (3 base tables) | -PCCBF3 | \$2,542 | |
| TOP OPTIONS | | | |
| Multi-Section Tops: | | | |
| 102", 108", 114" and 120" one-piece tops split into two sections | Specify -2 | \$824 | Power Matrix (center of table location only) cannot be specified when this option is selected |
| POWER OPTIONS | | | |
| Low Profile Perimeter Power Option: | | | |
| 72"-132" Tables | -LPP6C | \$6,532 | See page 29 for location information (10) simplex outlets, (10) USB-A+C ports, (4) Modular AV Inserts/Plates (14) simplex outlets, (14) USB-A+C ports, (4) Modular AV Inserts/Plates (18) simplex outlets, (18) USB-A+C ports, (4) Modular AV Inserts/Plates Replaces USB-A+C ports |
| 144"-156" Tables | -LPP8C | \$9,144 | |
| 168"-240" Tables | -LPP10C | \$12,436 | |
| For USB-C+C | Add -USB-DualC | No Charge | |
| Field-Wired Option: | | | |
| 72"-132" Tables | Add -FW | DEDUCT \$1,945 | Some local electrical codes may require hardwiring of components and may not allow the use of standard modular power systems. A junction box will be provided when ordering the -FW option |
| 144"-156" Tables | Add -FW | DEDUCT \$2,378 | |
| 168"-240" Tables | Add -FW | DEDUCT \$2,913 | |
| Other Power and Data Options: See pages 204-213 | | | |





LAMINATE TOP WITH REVERSE FLOW EDGE

EDGE PROFILE



Reverse Flow Edge

GENERAL INFORMATION

- Tops are 1-1/8" -thick with 3/16" -deep hardwood edge band
- Seating capacity based on 27" per person
- Overall table height 29.5"
- T-Base combination finish includes a Polished Chrome foot and Powder Coat vertical column
- Beam finish will match Metal Finish selection. If no Metal Finish is selected, beams will be Foil.
- If Polished Chrome Finish is specified on the T-Base or Hoop Base, the beams will be Foil.
- Tables with three Hoop or T-Bases will default to the same base style for all three bases. An alternate Center Column Base may also be specified above.
- One wire manager included with the Hoop Base table (regardless of table size). Can be adhered to the leg and will default to the finish of the leg. If additional wire management channels are required, they can be purchased separately at the end of the price list.
- Rectangle, Expandable Rectangle, Tapered, Rounded Rectangle, Metal T-Base, Panel, Island, and Center Column bases include a removable access panel
- Tapered and Rounded Rectangle bases standard with a metal trim detail
- Upholstery option is applied on the Rounded Rectangle outer base shell or Tapered Base end panel. For COM fabrics, yardage requirement is 1 yard per base.
- Center Wire Chase available on two base tables for more robust wire management needs. See page 213.
- On Tapered base tables with center bases, the center base will default to the finish selections specified for the end bases. Metal finish on center bases will default to the finish selection on the end base.
- On Rounded Rectangle base tables with center bases, both sides of the center base will default to the finish selection specified for the inner shell of the end bases. Metal finish on center base will default to finish selection specified for end base.
- If a powder coat finish is not selected for the Low Profile Perimeter Power, the finish will match the beam metal finish (Foil is the default when Clear Anodized is selected)
- Low Profile Perimeter Power option is not available on tables with Panel (-PP & -VP) and Hoop (-HP & -VHP) bases


REQUIRED INFORMATION (ORDER CANNOT BE ENTERED WITHOUT THIS INFORMATION)

See appendix pages vi-xii for surface material options.

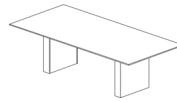
- Choose Laminate Finish
- Choose Edge Finish
- Choose Paint Finish, if Painted base or paint option specified
- Choose Metal Finish. Clear Anodized (-CA), GoldMatt Anodized (-GMA), Antique Brass Anodized (-ABA) and Light Bronze Anodized (-LBA) not available on T-Base or Hoop Base.
- Choose Powder Coat Finish, if Low Profile Perimeter Power is selected
- Choose Metal Finish for base trim detail, if Tapered or Rounded Rectangle Bases specified
- Choose Upholstery, if Upholstery Base Option specified
- Choose Acrylic Finish, if Acrylic Base Option specified



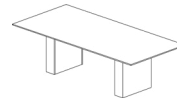
GLASS TOP



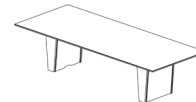
RECTANGLE TOP



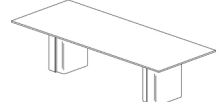
Rectangle Base



Expandable Rectangle Base



Tapered Base




Rounded Rectangle Base

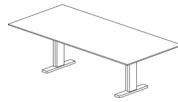
| RECTANGLE TABLES | | | | | RECTANGLE BASE | | EXPANDABLE RECTANGLE BASE | | TAPERED BASE | | | | ROUNDED RECTANGLE BASE | | |
|------------------|----------|----------|------------------|----------------|----------------|--------|---------------------------|--------|--------------|---------|--------|--------|------------------------|---------|--------|
| | | | | | Painted | Veneer | Painted | Veneer | Laminate | Painted | Veneer | Fenix | Laminate | Painted | Veneer |
| MODEL # | L x W | BASE QTY | SUB-TOP SECTIONS | GLASS SECTIONS | -PR | -VR | -PX | -VX | -LTP | -PTP | -VTP | -FTP | -LRR | -PRR | -VRR |
| FWNT-7236-G | 72 x 36 | 2 | 1 | 1 | 8,107 | 8,516 | 8,516 | 8,948 | - | - | - | - | - | - | - |
| FWNT-7242-G | 72 x 42 | 2 | 1 | 1 | 9,317 | 9,762 | 9,762 | 10,232 | - | - | - | - | - | - | - |
| FWNT-7842-G | 78 x 42 | 2 | 1 | 1 | 10,310 | 10,786 | 10,786 | 11,288 | - | - | - | - | - | - | - |
| FWNT-8442-G | 84 x 42 | 2 | 1 | 1 | 10,657 | 11,133 | 11,133 | 11,635 | - | - | - | - | - | - | - |
| FWNT-8448-G | 84 x 48 | 2 | 1 | 1 | 11,670 | 12,162 | 12,162 | 12,682 | 13,361 | 13,361 | 13,874 | 13,409 | 13,694 | 13,694 | 14,220 |
| FWNT-9042-G | 90 x 42 | 2 | 1 | 1 | 11,575 | 12,076 | 12,076 | 12,604 | - | - | - | - | - | - | - |
| FWNT-9048-G | 90 x 48 | 2 | 1 | 1 | 12,701 | 13,219 | 13,219 | 13,766 | 14,480 | 14,480 | 15,020 | 14,531 | 14,830 | 14,830 | 15,384 |
| FWNT-9642-G | 96 x 42 | 2 | 1 | 1 | 11,940 | 12,440 | 12,440 | 12,969 | - | - | - | - | - | - | - |
| FWNT-9648-G | 96 x 48 | 2 | 1 | 1 | 13,127 | 13,645 | 13,645 | 14,192 | 14,906 | 14,906 | 15,445 | 14,957 | 15,256 | 15,256 | 15,810 |
| FWNT-10242-G | 102 x 42 | 2 | 1 | 2 | 12,988 | 13,516 | 13,516 | 14,074 | - | - | - | - | - | - | - |
| FWNT-10248-G | 102 x 48 | 2 | 1 | 2 | 14,305 | 14,852 | 14,852 | 15,429 | 16,183 | 16,183 | 16,752 | 16,237 | 16,552 | 16,552 | 17,137 |
| FWNT-10842-G | 108 x 42 | 2 | 1 | 2 | 13,372 | 13,901 | 13,901 | 14,458 | - | - | - | - | - | - | - |
| FWNT-10848-G | 108 x 48 | 2 | 1 | 2 | 14,755 | 15,302 | 15,302 | 15,879 | 16,633 | 16,633 | 17,202 | 16,687 | 17,002 | 17,002 | 17,587 |
| FWNT-10854-G | 108 x 54 | 2 | 1 | 2 | 16,373 | 16,944 | 16,944 | 17,546 | 18,334 | 18,334 | 18,929 | 18,390 | 18,720 | 18,720 | 19,331 |
| FWNT-11442-G | 114 x 42 | 2 | 1 | 2 | 14,482 | 15,038 | 15,038 | 15,625 | - | - | - | - | - | - | - |
| FWNT-11448-G | 114 x 48 | 2 | 1 | 2 | 16,005 | 16,580 | 16,580 | 17,187 | 17,981 | 17,981 | 18,580 | 18,038 | 18,370 | 18,370 | 18,985 |
| FWNT-11454-G | 114 x 54 | 2 | 1 | 2 | 17,785 | 18,385 | 18,385 | 19,020 | 19,849 | 19,849 | 20,475 | 19,908 | 20,255 | 20,255 | 20,898 |
| FWNT-12042-G | 120 x 42 | 2 | 1 | 2 | 14,886 | 15,442 | 15,442 | 16,029 | - | - | - | - | - | - | - |
| FWNT-12048-G | 120 x 48 | 2 | 1 | 2 | 16,478 | 17,053 | 17,053 | 17,660 | 18,454 | 18,454 | 19,053 | 18,511 | 18,843 | 18,843 | 19,458 |
| FWNT-12054-G | 120 x 54 | 2 | 1 | 2 | 18,335 | 18,935 | 18,935 | 19,570 | 20,399 | 20,399 | 21,025 | 20,458 | 20,805 | 20,805 | 21,448 |
| FWNT-13248-G | 132 x 48 | 2 | 2 | 3 | 18,150 | 18,749 | 18,749 | 19,381 | 20,208 | 20,208 | 20,833 | 20,267 | 20,613 | 20,613 | 21,255 |
| FWNT-13254-G | 132 x 54 | 2 | 2 | 3 | 20,245 | 20,871 | 20,871 | 21,532 | 22,396 | 22,396 | 23,048 | 22,457 | 22,819 | 22,819 | 23,488 |
| FWNT-14448-G | 144 x 48 | 2 | 2 | 3 | 19,900 | 20,523 | 20,523 | 21,181 | 22,041 | 22,041 | 22,690 | 22,102 | 22,462 | 22,462 | 23,129 |
| FWNT-14454-G | 144 x 54 | 2 | 2 | 3 | 22,247 | 22,898 | 22,898 | 23,585 | 24,484 | 24,484 | 25,162 | 24,548 | 24,924 | 24,924 | 25,620 |
| FWNT-14460-G | 144 x 60 | 2 | 2 | 3 | 24,971 | 25,656 | 25,656 | 26,380 | 27,326 | 27,326 | 28,041 | 27,394 | 27,790 | 27,790 | 28,523 |
| FWNT-15648-G | 156 x 48 | 3 | 2 | 3 | 24,470 | 25,114 | 25,114 | 26,412 | 27,715 | 27,715 | 28,699 | 27,808 | 28,353 | 28,353 | 29,364 |
| FWNT-15654-G | 156 x 54 | 3 | 2 | 3 | 27,160 | 28,146 | 28,146 | 29,187 | 30,548 | 30,548 | 31,576 | 30,646 | 31,215 | 31,215 | 32,271 |
| FWNT-15660-G | 156 x 60 | 3 | 2 | 3 | 30,291 | 31,329 | 31,329 | 32,426 | 33,860 | 33,860 | 34,942 | 33,962 | 34,562 | 34,562 | 35,673 |
| FWNT-16854-G | 168 x 54 | 3 | 2 | 3 | 28,459 | 29,446 | 29,446 | 30,487 | 31,848 | 31,848 | 32,876 | 31,945 | 32,515 | 32,515 | 33,570 |
| FWNT-16860-G | 168 x 60 | 3 | 2 | 3 | 31,790 | 32,828 | 32,828 | 33,925 | 35,359 | 35,359 | 36,441 | 35,461 | 36,061 | 36,061 | 37,173 |
| FWNT-18054-G | 180 x 54 | 3 | 2 | 3 | 29,760 | 30,746 | 30,746 | 31,788 | 33,149 | 33,149 | 34,177 | 33,246 | 33,816 | 33,816 | 34,871 |
| FWNT-18060-G | 180 x 60 | 3 | 2 | 3 | 33,289 | 34,327 | 34,327 | 35,424 | 36,858 | 36,858 | 37,940 | 36,960 | 37,560 | 37,560 | 38,672 |
| FWNT-19254-G | 192 x 54 | 3 | 2 | 4 | 31,060 | 32,046 | 32,046 | 33,088 | 34,310 | 34,310 | 35,602 | 34,421 | 35,157 | 35,157 | 36,491 |
| FWNT-19260-G | 192 x 60 | 3 | 2 | 4 | 34,788 | 35,826 | 35,826 | 36,923 | 38,211 | 38,211 | 39,571 | 38,328 | 39,103 | 39,103 | 40,507 |
| FWNT-19266-G | 192 x 66 | 3 | 4 | 4 | 44,304 | 45,406 | 45,406 | 46,569 | 47,934 | 47,934 | 49,377 | 48,059 | 48,881 | 48,881 | 50,370 |
| FWNT-19272-G | 192 x 72 | 3 | 4 | 4 | 46,906 | 48,008 | 48,008 | 49,171 | 49,140 | 49,140 | 50,816 | 49,280 | 50,288 | 50,288 | 52,010 |
| FWNT-20454-G | 204 x 54 | 3 | 2 | 4 | 33,675 | 34,701 | 34,701 | 35,785 | 37,057 | 37,057 | 38,401 | 37,172 | 37,938 | 37,938 | 39,326 |
| FWNT-20460-G | 204 x 60 | 3 | 2 | 4 | 37,761 | 38,842 | 38,842 | 39,983 | 41,323 | 41,323 | 42,739 | 41,445 | 42,251 | 42,251 | 43,713 |
| FWNT-20466-G | 204 x 66 | 3 | 4 | 4 | 48,188 | 49,334 | 49,334 | 50,545 | 51,965 | 51,965 | 53,467 | 52,095 | 52,950 | 52,950 | 54,500 |
| FWNT-20472-G | 204 x 72 | 3 | 4 | 4 | 51,065 | 52,211 | 52,211 | 53,422 | 53,390 | 53,390 | 55,133 | 53,535 | 54,584 | 54,584 | 56,376 |
| FWNT-21654-G | 216 x 54 | 3 | 2 | 4 | 35,883 | 36,934 | 36,934 | 38,044 | 39,347 | 39,347 | 40,724 | 39,466 | 40,250 | 40,250 | 41,672 |
| FWNT-21660-G | 216 x 60 | 3 | 2 | 4 | 40,280 | 41,387 | 41,387 | 42,556 | 43,929 | 43,929 | 45,379 | 44,053 | 44,880 | 44,880 | 46,377 |
| FWNT-21666-G | 216 x 66 | 3 | 4 | 4 | 51,498 | 52,672 | 52,672 | 53,912 | 55,368 | 55,368 | 56,906 | 55,500 | 56,376 | 56,376 | 57,964 |
| FWNT-21672-G | 216 x 72 | 3 | 4 | 4 | 54,619 | 55,793 | 55,793 | 57,033 | 57,000 | 57,000 | 58,786 | 57,149 | 58,224 | 58,224 | 60,060 |
| FWNT-22854-G | 228 x 54 | 3 | 2 | 4 | 37,623 | 38,684 | 38,684 | 39,805 | 41,121 | 41,121 | 42,511 | 41,240 | 42,032 | 42,032 | 43,467 |
| FWNT-22860-G | 228 x 60 | 3 | 2 | 4 | 42,277 | 43,394 | 43,394 | 44,575 | 45,960 | 45,960 | 47,424 | 46,086 | 46,920 | 46,920 | 48,431 |
| FWNT-22866-G | 228 x 66 | 3 | 4 | 4 | 54,144 | 55,330 | 55,330 | 56,582 | 58,051 | 58,051 | 59,604 | 58,185 | 59,069 | 59,069 | 60,672 |
| FWNT-22872-G | 228 x 72 | 3 | 4 | 4 | 57,469 | 58,655 | 58,655 | 59,907 | 59,874 | 59,874 | 61,677 | 60,024 | 61,109 | 61,109 | 62,962 |
| FWNT-24054-G | 240 x 54 | 3 | 2 | 4 | 39,465 | 40,538 | 40,538 | 41,672 | 43,002 | 43,002 | 44,408 | 43,123 | 43,924 | 43,924 | 45,375 |
| FWNT-24060-G | 240 x 60 | 3 | 2 | 4 | 44,387 | 45,518 | 45,518 | 46,712 | 48,112 | 48,112 | 49,593 | 48,240 | 49,083 | 49,083 | 50,612 |
| FWNT-24066-G | 240 x 66 | 3 | 4 | 4 | 56,938 | 58,136 | 58,136 | 59,403 | 60,888 | 60,888 | 62,459 | 61,023 | 61,918 | 61,918 | 63,539 |
| FWNT-24072-G | 240 x 72 | 3 | 4 | 4 | 60,478 | 61,676 | 61,676 | 62,943 | 62,909 | 62,909 | 64,732 | 63,061 | 64,158 | 64,158 | 66,032 |



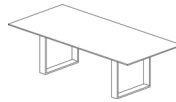
GLASS TOP



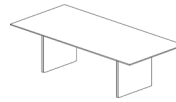
RECTANGLE TOP



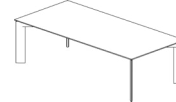
T-Base



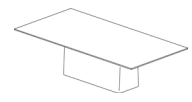
Hoop Base



Panel Base



Four Post Base



Island Base

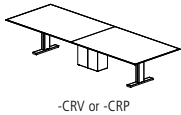
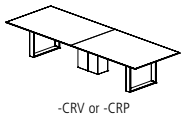
RECTANGLE TABLES

| MODEL # | L x W | BASE QTY | SUB-TOP SECTIONS | GLASS SECTIONS | T-BASE | | HOOP BASE | | PANEL BASE | | FOUR POST BASE | | ISLAND BASE | | | | |
|--------------|----------|----------|------------------|----------------|--------|--------|-----------|--------|------------|--------|----------------|--------|-------------|-----|---------|-----|--------|
| | | | | | Metal | -TB | Metal | -HP | Veneer | -VHP | Painted | -PP | Veneer | -VP | Painted | -P4 | Veneer |
| FWNT-7236-G | 72 x 36 | 2 | 1 | 1 | 7,468 | - | - | - | - | - | - | 8,107 | 8,516 | - | - | | |
| FWNT-7242-G | 72 x 42 | 2 | 1 | 1 | 8,622 | - | - | - | - | - | - | 9,317 | 9,762 | - | - | | |
| FWNT-7842-G | 78 x 42 | 2 | 1 | 1 | 9,567 | - | - | - | - | - | - | 10,310 | 10,786 | - | - | | |
| FWNT-8442-G | 84 x 42 | 2 | 1 | 1 | 9,913 | - | - | - | - | - | - | 10,657 | 11,133 | - | - | | |
| FWNT-8448-G | 84 x 48 | 2 | 1 | 1 | 10,901 | 12,162 | 14,885 | 10,353 | 10,894 | 11,670 | 12,162 | - | - | - | - | | |
| FWNT-9042-G | 90 x 42 | 2 | 1 | 1 | 10,793 | - | - | 10,236 | 10,786 | 11,575 | 12,076 | - | - | - | - | | |
| FWNT-9048-G | 90 x 48 | 2 | 1 | 1 | 11,892 | 13,219 | 16,084 | 11,316 | 11,885 | 12,701 | 13,219 | - | - | - | - | | |
| FWNT-9642-G | 96 x 42 | 2 | 1 | 1 | 11,158 | - | - | 10,601 | 11,151 | 11,940 | 12,440 | - | - | - | - | | |
| FWNT-9648-G | 96 x 48 | 2 | 1 | 1 | 12,318 | 13,645 | 16,510 | 11,742 | 12,311 | 13,127 | 13,645 | - | - | - | - | | |
| FWNT-10242-G | 102 x 42 | 2 | 1 | 2 | 12,162 | - | - | 11,575 | 12,155 | 12,988 | 13,516 | - | - | - | - | | |
| FWNT-10248-G | 102 x 48 | 2 | 1 | 2 | 13,451 | 14,852 | 17,876 | 12,843 | 13,444 | 14,305 | 14,852 | - | - | - | - | | |
| FWNT-10842-G | 108 x 42 | 2 | 1 | 2 | 12,547 | - | - | 11,959 | 12,539 | 13,372 | 13,901 | - | - | - | - | | |
| FWNT-10848-G | 108 x 48 | 2 | 1 | 2 | 13,901 | 15,302 | 18,326 | 13,293 | 13,893 | 14,755 | 15,302 | - | - | - | - | | |
| FWNT-10854-G | 108 x 54 | 2 | 1 | 2 | 15,481 | 16,944 | 20,102 | 14,846 | 15,473 | 16,373 | 16,944 | 17,767 | 18,366 | - | - | | |
| FWNT-11442-G | 114 x 42 | 2 | 1 | 2 | 13,612 | - | - | 12,994 | 13,605 | 14,482 | 15,038 | - | - | - | - | | |
| FWNT-11448-G | 114 x 48 | 2 | 1 | 2 | 15,106 | 16,580 | 19,763 | 14,466 | 15,097 | 16,005 | 16,580 | - | - | - | - | | |
| FWNT-11454-G | 114 x 54 | 2 | 1 | 2 | 16,846 | 18,385 | 21,710 | 16,177 | 16,837 | 17,785 | 18,385 | 19,253 | 19,883 | - | - | | |
| FWNT-12042-G | 120 x 42 | 2 | 1 | 2 | 14,017 | - | - | 13,398 | 14,009 | 14,886 | 15,442 | - | - | - | - | | |
| FWNT-12048-G | 120 x 48 | 2 | 1 | 2 | 15,579 | 17,053 | 20,236 | 14,939 | 15,570 | 16,478 | 17,053 | - | - | - | - | | |
| FWNT-12054-G | 120 x 54 | 2 | 1 | 2 | 17,395 | 18,935 | 22,260 | 16,727 | 17,387 | 18,335 | 18,935 | 19,802 | 20,433 | - | - | | |
| FWNT-13248-G | 132 x 48 | 2 | 2 | 3 | 17,213 | 18,749 | 22,065 | 16,546 | 17,205 | 18,150 | 18,749 | - | - | - | - | | |
| FWNT-13254-G | 132 x 54 | 2 | 2 | 3 | 19,267 | 20,871 | 24,334 | 18,571 | 19,258 | 20,245 | 20,871 | 21,774 | 22,431 | - | - | | |
| FWNT-14448-G | 144 x 48 | 2 | 2 | 3 | 18,926 | 20,523 | 23,971 | 18,232 | 18,917 | 19,900 | 20,523 | - | - | - | - | | |
| FWNT-14454-G | 144 x 54 | 2 | 2 | 3 | 21,230 | 22,898 | 26,500 | 20,506 | 21,221 | 22,247 | 22,898 | 23,837 | 24,520 | - | - | | |
| FWNT-14460-G | 144 x 60 | 2 | 2 | 3 | 23,900 | 25,656 | 29,450 | 23,137 | 23,890 | 24,971 | 25,656 | 26,646 | 27,365 | - | - | | |
| FWNT-15648-G | 156 x 48 | 3 | 2 | 3 | 22,994 | 25,414 | 30,640 | 21,944 | 22,981 | 24,470 | 25,414 | - | - | - | - | | |
| FWNT-15654-G | 156 x 54 | 3 | 2 | 3 | 25,618 | 28,146 | 33,604 | 24,521 | 25,604 | 27,160 | 28,146 | 26,456 | 27,146 | - | - | | |
| FWNT-15660-G | 156 x 60 | 3 | 2 | 3 | 28,667 | 31,329 | 37,078 | 27,511 | 28,652 | 30,291 | 31,329 | 29,550 | 30,276 | - | - | | |
| FWNT-16854-G | 168 x 54 | 3 | 2 | 3 | 26,918 | 29,446 | 34,904 | 25,821 | 26,904 | 28,459 | 29,446 | 27,756 | 28,446 | - | - | | |
| FWNT-16860-G | 168 x 60 | 3 | 2 | 3 | 30,166 | 32,828 | 38,577 | 29,011 | 30,151 | 31,790 | 32,828 | 31,049 | 31,775 | - | - | | |
| FWNT-18054-G | 180 x 54 | 3 | 2 | 3 | 28,219 | 30,746 | 36,205 | 27,122 | 28,205 | 29,760 | 30,746 | 35,283 | 36,663 | - | - | | |
| FWNT-18060-G | 180 x 60 | 3 | 2 | 3 | 31,665 | 34,327 | 40,076 | 30,510 | 31,651 | 33,289 | 34,327 | 39,106 | 40,559 | - | - | | |
| FWNT-19254-G | 192 x 54 | 3 | 2 | 4 | 29,519 | 32,046 | 37,504 | 28,421 | 29,505 | 31,060 | 32,046 | 36,583 | 37,963 | - | - | | |
| FWNT-19260-G | 192 x 60 | 3 | 2 | 4 | 33,164 | 35,826 | 41,575 | 32,009 | 33,150 | 34,788 | 35,826 | 40,605 | 42,058 | - | - | | |
| FWNT-19266-G | 192 x 66 | 3 | 4 | 4 | - | 45,406 | 51,503 | 41,357 | 42,567 | 44,304 | 45,406 | 50,474 | 52,015 | - | - | | |
| FWNT-19272-G | 192 x 72 | 3 | 4 | 4 | - | 48,008 | 53,112 | 43,959 | 45,169 | 46,906 | 48,008 | 53,076 | 54,617 | - | - | | |
| FWNT-20454-G | 204 x 54 | 3 | 2 | 4 | 32,070 | 34,701 | 40,381 | 30,929 | 32,056 | 33,675 | 34,701 | 39,422 | 40,858 | - | - | | |
| FWNT-20460-G | 204 x 60 | 3 | 2 | 4 | 36,072 | 38,842 | 44,824 | 34,869 | 36,056 | 37,761 | 38,842 | 43,814 | 45,326 | - | - | | |
| FWNT-20466-G | 204 x 66 | 3 | 4 | 4 | - | 49,334 | 55,679 | 45,121 | 46,380 | 48,188 | 49,334 | 54,608 | 56,211 | - | - | | |
| FWNT-20472-G | 204 x 72 | 3 | 4 | 4 | - | 52,211 | 57,522 | 47,998 | 49,257 | 51,065 | 52,211 | 57,485 | 59,088 | - | - | | |
| FWNT-21654-G | 216 x 54 | 3 | 2 | 4 | 34,240 | 36,934 | 42,752 | 33,070 | 34,225 | 35,883 | 36,934 | 41,770 | 43,241 | - | - | | |
| FWNT-21660-G | 216 x 60 | 3 | 2 | 4 | 38,549 | 41,387 | 47,515 | 37,317 | 38,534 | 40,280 | 41,387 | 46,480 | 48,029 | - | - | | |
| FWNT-21666-G | 216 x 66 | 3 | 4 | 4 | - | 52,672 | 59,171 | 48,356 | 49,646 | 51,498 | 52,672 | 58,074 | 59,717 | - | - | | |
| FWNT-21672-G | 216 x 72 | 3 | 4 | 4 | - | 55,793 | 61,234 | 51,477 | 52,767 | 54,619 | 55,793 | 61,195 | 62,838 | - | - | | |
| FWNT-22854-G | 228 x 54 | 3 | 2 | 4 | 35,964 | 38,684 | 44,558 | 34,783 | 35,949 | 37,623 | 38,684 | 43,567 | 45,051 | - | - | | |
| FWNT-22860-G | 228 x 60 | 3 | 2 | 4 | 40,529 | 43,394 | 49,581 | 39,286 | 40,514 | 42,277 | 43,394 | 48,536 | 50,100 | - | - | | |
| FWNT-22866-G | 228 x 66 | 3 | 4 | 4 | - | 55,330 | 61,891 | 50,972 | 52,275 | 54,144 | 55,330 | 60,784 | 62,442 | - | - | | |
| FWNT-22872-G | 228 x 72 | 3 | 4 | 4 | - | 58,655 | 64,147 | 54,297 | 55,600 | 57,469 | 58,655 | 64,109 | 65,767 | - | - | | |
| FWNT-24054-G | 240 x 54 | 3 | 2 | 4 | 37,787 | 40,538 | 46,478 | 36,593 | 37,772 | 39,465 | 40,538 | 45,476 | 46,977 | - | - | | |
| FWNT-24060-G | 240 x 60 | 3 | 2 | 4 | 42,620 | 45,518 | 51,774 | 41,363 | 42,604 | 44,387 | 45,518 | 50,718 | 52,299 | - | - | | |
| FWNT-24066-G | 240 x 66 | 3 | 4 | 4 | - | 58,136 | 64,772 | 53,730 | 55,047 | 56,938 | 58,136 | 63,652 | 65,329 | - | - | | |
| FWNT-24072-G | 240 x 72 | 3 | 4 | 4 | - | 61,676 | 67,231 | 57,270 | 58,587 | 60,478 | 61,676 | 67,192 | 68,869 | - | - | | |



GLASS TOP

| BASE OPTIONS | CODE | PRICE | NOTES |
|---|----------------|----------------|--|
| Metal Trim Finish Options: | | | |
| Powder Coat | No Code | No Charge | Tapered and Rounded Rectangle Bases are standard with a metal trim detail in either Powder Coat or Clear Anodized. Other finishes available at an upcharge. |
| Clear Anodized | -CA | No Charge | |
| GoldMatt Anodized | -GMA | \$941 | |
| Antique Brass Anodized | -ABA | \$941 | |
| Light Bronze Anodized | -LBA | \$471 | |
| High Polish Finish | -HPF | \$554 | |
| Upholstered Base Option: | | | |
| | | -COM | -A -B -C -D -E -F -G |
| Upholstered Base, 48" Wide Table | -UPH-48 | \$1,045 | \$1,359 \$1,463 \$1,568 \$1,672 \$2,404 \$2,822 \$3,031 |
| Upholstered Base, 54" Wide Table | -UPH-54 | \$1,045 | \$1,411 \$1,516 \$1,550 \$1,725 \$2,508 \$2,926 \$3,135 |
| Upholstered Base, 60" Wide Table | -UPH-60 | \$1,045 | \$1,463 \$1,568 \$1,672 \$1,777 \$2,717 \$3,135 \$3,344 |
| Upholstered Base, 66" Wide Table | -UPH-66 | \$1,045 | \$1,568 \$1,672 \$1,777 \$1,881 \$3,135 \$3,553 \$3,762 |
| Upholstered Base, 72" Wide Table | -UPH-72 | \$1,045 | \$1,672 \$1,777 \$1,881 \$1,986 \$3,658 \$4,076 \$4,285 |
| Acrylic Base Option: | | | |
| Acrylic, 48" Wide Table | -ACR-48 | \$2,000 | Acrylic option applied to end/inner panels of Tapered Bases only. |
| Acrylic, 54" Wide Table | -ACR-54 | \$2,400 | |
| Acrylic, 60" Wide Table | -ACR-60 | \$2,600 | |
| Acrylic, 66" Wide Table | -ACR-66 | \$2,800 | |
| Acrylic, 72" Wide Table | -ACR-72 | \$3,100 | |
| Paint Option: | | | |
| Veneer Rounded Rectangle Base Inner Shell | -PVRR | DEDUCT \$471 | Paint option on Veneer Rounded Rectangle Base Inner Shell |
| Laminate Rounded Rectangle Base Inner Shell | -PLRR | No Charge | Paint option on Laminate Rounded Rectangle Base Inner Shell |
| Fenix Tapered Base End/Inner Panels | -PFTP | DEDUCT \$471 | Paint option on Fenix Tapered Base End/Inner Panels |
| Veneer Tapered Base End/Inner Panels | -PVTP | DEDUCT \$471 | Paint option on Veneer Tapered Base End/Inner Panels |
| Laminate Tapered Base End/Inner Panels | -PLTP | No Charge | Paint option on Laminate Tapered Base End/Inner Panels |
| Remove Center Column for Four Post Base Options: | | | |
| If -P4 base is selected | -4COLP | DEDUCT \$903 | Available on tables 96" and shorter only |
| If -V4 base is selected | -4COLV | DEDUCT \$1,392 | |
| Center Column Base Finish Options: | | | |
| Painted Center Column Base* | -CRP | No Charge | To replace existing middle base (Hoop Base and T-Base only) |
| Veneer Center Column Base* | -CRV | No Charge | |
| Polished Chrome Finish Options: | | | |
| Polished Chrome Four Post Base | -PCFB | \$2,768 | *When specifying -CRV or -CRP in conjunction with a Polished Chrome finish on Hoop Base or T-Base tables with 3 bases, use the upcharge code and pricing for 2 base tables (-PCHP2 or -PCTB2). |
| Polished Chrome Hoop Base (2 base tables) | -PCHP2 | \$2,768 | |
| Polished Chrome Hoop Base (3 base tables) | -PCHP3 | \$4,149 | |
| Polished Chrome T-Base (2 base tables) | -PCTB2 | \$2,768 | |
| Polished Chrome T-Base (3 base tables) | -PCTB3 | \$4,149 | |
| T-Base Combination Finish (2 base tables) | -PCCBF2 | \$1,694 | |
| T-Base Combination Finish (3 base tables) | -PCCBF3 | \$2,542 | |



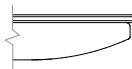
| TOP OPTIONS | CODE | PRICE | NOTES |
|--|-------------------|---------|---|
| Satin Glass Option: | | | |
| 72"-96" Tables | -FSG | \$685 | |
| 102"-132" Tables | -FSG | \$912 | |
| 144"-180" Tables | -FSG | \$1,142 | |
| 192"-228" Tables | -FSG | \$1,467 | |
| 240" Tables | -FSG | \$1,683 | |
| Multi-Section Tops: | | | |
| 102", 108", 114" and 120" one-piece tops split into two sections | Specify -2 | \$824 | Power Matrix (center of table location only) cannot be specified when this option is selected |
| 204", 216", 228" or 240" two-piece tops split into four sections | Specify -4 | \$1,642 | |



GLASS TOP

| POWER OPTIONS | CODE | PRICE | NOTES |
|--|-----------------------|----------------|---|
| Low Profile Perimeter Power Option: | | | See page 29 for location information |
| 72"-132" Tables | -LPP6C | \$6,532 | (10) simplex outlets, (10) USB-A+C ports, (4) Modular AV Inserts/Plates |
| 144"-156" Tables | -LPP8C | \$9,144 | (14) simplex outlets, (14) USB-A+C ports, (4) Modular AV Inserts/Plates |
| 168"-240" Tables | -LPP10C | \$12,436 | (18) simplex outlets, (18) USB-A+C ports, (4) Modular AV Inserts/Plates |
| For USB-C+C | Add -USB-DualC | No Charge | Replaces USB-A+C ports |
| Field-Wired Option: | | | |
| 72"-132" Tables | Add -FW | DEDUCT \$1,945 | Some local electrical codes may require hardwiring of components |
| 144"-156" Tables | Add -FW | DEDUCT \$2,378 | and may not allow the use of standard modular power systems. |
| 168"-240" Tables | Add -FW | DEDUCT \$2,913 | A junction box will be provided when ordering the -FW option |
| Other Power and Data Options: | See pages 204-213 | | |

EDGE PROFILE



Glass Edge

GENERAL INFORMATION

- Tops are 1-1/8" -thick sub-top with 1/4" -thick back-painted low iron glass
- Glass sections noted are for tables without power units. When power units are specified in the table, the glass sections are determined by the size of the power unit, quantity and location.
- Unless otherwise specified, the sub-top finish will match the base finish (specification required when base is polished chrome) Seating capacity based on 27" per person
- Overall table height 29.5"
- Four Post Base includes a 12"x24" center column for wire management. Center column may be removed from tables 96" and shorter with options -4COLP or -4COLV above. On tables over 96", the center column is required for support.
- T-Base combination finish includes a Polished Chrome foot and Powder Coat vertical column
- Due to the color variation inherent with the natural etching process, larger size tables longer than 180" or wider than 60" may have glass color variation
- Beam finish will match Metal Finish selection. If no Metal Finish is selected, beams will be Foil.
- If Polished Chrome Finish is specified on the T-Base or Hoop Base, the beams will be Foil. If Polished Chrome Finish is specified on the Four Post Base, the beams will be Clear Anodized.
- Tables with three Hoop or T-Bases will default to the same base style for all three bases. An alternate Center Column Base may also be specified above.
- One wire manager included with the Hoop Base table (regardless of table size). Can be adhered to the leg and will default to the finish of the leg. Wire manager on veneer Hoop Bases will be veneered to match the base veneer option. If additional wire management channels are required, they can be purchased separately at the end of the price list.
- Rectangle, Expandable Rectangle, Tapered, Rounded Rectangle, Metal T-Base, Panel, Island, and Center Column bases include a removable access panel
- Tapered and Rounded Rectangle bases standard with a metal trim detail
- Veneer Hoop Base finish will match Top veneer finish
- Upholstery option is applied on the Rounded Rectangle outer base shell or Tapered Base end panel. For COM fabrics, yardage requirement is 1 yard per base.
- Center Wire Chase available on two base tables for more robust wire management needs. See page 213.
- On Tapered base tables with center bases, the center base will default to the finish selections specified for the end bases. Metal finish on center bases will default to the finish selection on the end base.
- On Rounded Rectangle base tables with center bases, both sides of the center base will default to the finish selection specified for the inner shell of the end bases. Metal finish on center base will default to finish selection specified for end base.
- If a powder coat finish is not selected for the Low Profile Perimeter Power, the finish will match the beam metal finish (Foil is the default when Clear Anodized is selected)


REQUIRED INFORMATION (ORDER CANNOT BE ENTERED WITHOUT THIS INFORMATION)

See appendix pages vi-xii for surface material options.

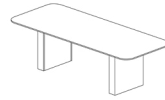
- Choose Glass Finish (Satin Glass upcharges apply, see options above)
- Choose Sub-Top Finish: Paint Finish or Veneer Finish
- Choose Veneer Finish, if Veneer base specified
- Choose Laminate Finish, if Laminate base specified
- Choose Fenix Finish, if Fenix base specified
- Choose Paint Finish, if Painted base or paint option specified
- Choose Metal Finish. Clear Anodized (-CA), GoldMatt Anodized (-GMA), Antique Brass Anodized (-ABA) and Light Bronze Anodized (-LBA) not available on T-Base or Hoop Base.
- Choose Powder Coat Finish, if Low Profile Perimeter Power is selected
- Choose Metal Finish for base trim detail, if Tapered or Rounded Rectangle Bases specified
- Choose Upholstery, if Upholstery Base Option specified
- Choose Acrylic Finish, if Acrylic Base Option specified



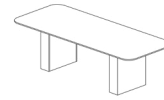
GLASS TOP



RADIUS RECTANGLE TOP



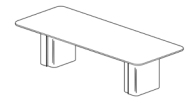
Rectangle Base



Expandable Rectangle Base



Tapered Base




Rounded Rectangle Base

RADIUS RECTANGLE TABLES

| MODEL # | L x W | BASE QTY | SUB-TOP SECTIONS | GLASS SECTIONS | RECTANGLE BASE | | EXPANDABLE RECTANGLE BASE | | TAPERED BASE | | | | ROUNDED RECTANGLE BASE | | |
|--------------|----------|----------|------------------|----------------|----------------|--------|---------------------------|--------|--------------|---------|--------|--------|------------------------|---------|--------|
| | | | | | Painted | Veneer | Painted | Veneer | Laminate | Painted | Veneer | Fenix | Laminate | Painted | Veneer |
| | | | | | -PR | -VR | -PX | -VX | -LTP | -PTP | -VTP | -FTP | -LRR | -PRR | -VRR |
| FWNC-7236-G | 72 x 36 | 2 | 1 | 1 | 8,107 | 8,516 | 8,516 | 8,948 | - | - | - | - | - | - | - |
| FWNC-7242-G | 72 x 42 | 2 | 1 | 1 | 9,317 | 9,762 | 9,762 | 10,232 | - | - | - | - | - | - | - |
| FWNC-7842-G | 78 x 42 | 2 | 1 | 1 | 10,310 | 10,786 | 10,786 | 11,288 | - | - | - | - | - | - | - |
| FWNC-8442-G | 84 x 42 | 2 | 1 | 1 | 10,657 | 11,133 | 11,133 | 11,635 | - | - | - | - | - | - | - |
| FWNC-8448-G | 84 x 48 | 2 | 1 | 1 | 11,670 | 12,162 | 12,162 | 12,682 | 13,361 | 13,361 | 13,874 | 13,409 | 13,694 | 13,694 | 14,220 |
| FWNC-9042-G | 90 x 42 | 2 | 1 | 1 | 11,575 | 12,076 | 12,076 | 12,604 | - | - | - | - | - | - | - |
| FWNC-9048-G | 90 x 48 | 2 | 1 | 1 | 12,701 | 13,219 | 13,219 | 13,766 | 14,480 | 14,480 | 15,020 | 14,531 | 14,830 | 14,830 | 15,384 |
| FWNC-9642-G | 96 x 42 | 2 | 1 | 1 | 11,940 | 12,440 | 12,440 | 12,969 | - | - | - | - | - | - | - |
| FWNC-9648-G | 96 x 48 | 2 | 1 | 1 | 13,127 | 13,645 | 13,645 | 14,192 | 14,906 | 14,906 | 15,445 | 14,957 | 15,256 | 15,256 | 15,810 |
| FWNC-10242-G | 102 x 42 | 2 | 1 | 2 | 12,988 | 13,516 | 13,516 | 14,074 | - | - | - | - | - | - | - |
| FWNC-10248-G | 102 x 48 | 2 | 1 | 2 | 14,305 | 14,852 | 14,852 | 15,429 | 16,183 | 16,183 | 16,752 | 16,237 | 16,552 | 16,552 | 17,137 |
| FWNC-10842-G | 108 x 42 | 2 | 1 | 2 | 13,372 | 13,901 | 13,901 | 14,458 | - | - | - | - | - | - | - |
| FWNC-10848-G | 108 x 48 | 2 | 1 | 2 | 14,755 | 15,302 | 15,302 | 15,879 | 16,633 | 16,633 | 17,202 | 16,687 | 17,002 | 17,002 | 17,587 |
| FWNC-10854-G | 108 x 54 | 2 | 1 | 2 | 16,375 | 16,944 | 16,944 | 17,546 | 18,334 | 18,334 | 18,929 | 18,390 | 18,720 | 18,720 | 19,331 |
| FWNC-11442-G | 114 x 42 | 2 | 1 | 2 | 14,482 | 15,038 | 15,038 | 15,625 | - | - | - | - | - | - | - |
| FWNC-11448-G | 114 x 48 | 2 | 1 | 2 | 16,005 | 16,580 | 16,580 | 17,187 | 17,981 | 17,981 | 18,580 | 18,038 | 18,370 | 18,370 | 18,985 |
| FWNC-11454-G | 114 x 54 | 2 | 1 | 2 | 17,785 | 18,385 | 18,385 | 19,020 | 19,849 | 19,849 | 20,475 | 19,908 | 20,255 | 20,255 | 20,898 |
| FWNC-12042-G | 120 x 42 | 2 | 1 | 2 | 14,886 | 15,442 | 15,442 | 16,029 | - | - | - | - | - | - | - |
| FWNC-12048-G | 120 x 48 | 2 | 1 | 2 | 16,478 | 17,053 | 17,053 | 17,660 | 18,454 | 18,454 | 19,053 | 18,511 | 18,843 | 18,843 | 19,458 |
| FWNC-12054-G | 120 x 54 | 2 | 1 | 2 | 18,335 | 18,935 | 18,935 | 19,570 | 20,399 | 20,399 | 21,025 | 20,458 | 20,805 | 20,805 | 21,448 |
| FWNC-13248-G | 132 x 48 | 2 | 2 | 3 | 18,150 | 18,749 | 18,749 | 19,381 | 20,208 | 20,208 | 20,833 | 20,267 | 20,613 | 20,613 | 21,255 |
| FWNC-13254-G | 132 x 54 | 2 | 2 | 3 | 20,245 | 20,871 | 20,871 | 21,532 | 22,396 | 22,396 | 23,048 | 22,457 | 22,819 | 22,819 | 23,488 |
| FWNC-14448-G | 144 x 48 | 2 | 2 | 3 | 19,900 | 20,523 | 20,523 | 21,181 | 22,041 | 22,041 | 22,690 | 22,102 | 22,462 | 22,462 | 23,129 |
| FWNC-14454-G | 144 x 54 | 2 | 2 | 3 | 22,247 | 22,898 | 22,898 | 23,585 | 24,484 | 24,484 | 25,162 | 24,548 | 24,924 | 24,924 | 25,620 |
| FWNC-14460-G | 144 x 60 | 2 | 2 | 3 | 24,971 | 25,656 | 25,656 | 26,380 | 27,326 | 27,326 | 28,041 | 27,394 | 27,790 | 27,790 | 28,523 |
| FWNC-15648-G | 156 x 48 | 3 | 2 | 3 | 24,470 | 25,414 | 25,414 | 26,412 | 27,715 | 27,715 | 28,699 | 27,808 | 28,353 | 28,353 | 29,364 |
| FWNC-15654-G | 156 x 54 | 3 | 2 | 3 | 27,160 | 28,146 | 28,146 | 29,187 | 30,548 | 30,548 | 31,576 | 30,646 | 31,215 | 31,215 | 32,271 |
| FWNC-15660-G | 156 x 60 | 3 | 2 | 3 | 30,291 | 31,329 | 31,329 | 32,426 | 33,860 | 33,860 | 34,942 | 33,962 | 34,562 | 34,562 | 35,673 |
| FWNC-16854-G | 168 x 54 | 3 | 2 | 3 | 28,459 | 29,446 | 29,446 | 30,487 | 31,848 | 31,848 | 32,876 | 31,945 | 32,515 | 32,515 | 33,570 |
| FWNC-16860-G | 168 x 60 | 3 | 2 | 3 | 31,790 | 32,828 | 32,828 | 33,925 | 35,359 | 35,359 | 36,441 | 35,461 | 36,061 | 36,061 | 37,173 |
| FWNC-18054-G | 180 x 54 | 3 | 2 | 3 | 29,760 | 30,746 | 30,746 | 31,788 | 33,149 | 33,149 | 34,177 | 33,246 | 33,816 | 33,816 | 34,871 |
| FWNC-18060-G | 180 x 60 | 3 | 2 | 3 | 33,289 | 34,327 | 34,327 | 35,424 | 36,858 | 36,858 | 37,940 | 36,960 | 37,560 | 37,560 | 38,672 |
| FWNC-19254-G | 192 x 54 | 3 | 2 | 4 | 31,060 | 32,046 | 32,046 | 33,088 | 34,310 | 34,310 | 35,602 | 34,421 | 35,157 | 35,157 | 36,491 |
| FWNC-19260-G | 192 x 60 | 3 | 2 | 4 | 34,788 | 35,826 | 35,826 | 36,923 | 38,211 | 38,211 | 39,571 | 38,328 | 39,103 | 39,103 | 40,507 |
| FWNC-19266-G | 192 x 66 | 3 | 4 | 4 | 44,304 | 45,406 | 45,406 | 46,569 | 47,934 | 47,934 | 49,377 | 48,059 | 48,881 | 48,881 | 50,370 |
| FWNC-19272-G | 192 x 72 | 3 | 4 | 4 | 46,906 | 48,008 | 48,008 | 49,171 | 49,140 | 49,140 | 50,816 | 49,280 | 50,288 | 50,288 | 52,010 |
| FWNC-20454-G | 204 x 54 | 3 | 2 | 4 | 33,675 | 34,701 | 34,701 | 35,785 | 37,057 | 37,057 | 38,401 | 37,172 | 37,938 | 37,938 | 39,326 |
| FWNC-20460-G | 204 x 60 | 3 | 2 | 4 | 37,761 | 38,842 | 38,842 | 39,983 | 41,323 | 41,323 | 42,739 | 41,445 | 42,251 | 42,251 | 43,713 |
| FWNC-20466-G | 204 x 66 | 3 | 4 | 4 | 48,188 | 49,334 | 49,334 | 50,545 | 51,965 | 51,965 | 53,467 | 52,095 | 52,950 | 52,950 | 54,500 |
| FWNC-20472-G | 204 x 72 | 3 | 4 | 4 | 51,065 | 52,211 | 52,211 | 53,422 | 53,390 | 53,390 | 55,133 | 53,535 | 54,584 | 54,584 | 56,376 |
| FWNC-21654-G | 216 x 54 | 3 | 2 | 4 | 35,883 | 36,934 | 36,934 | 38,044 | 39,347 | 39,347 | 40,724 | 39,466 | 40,250 | 40,250 | 41,672 |
| FWNC-21660-G | 216 x 60 | 3 | 2 | 4 | 40,280 | 41,387 | 41,387 | 42,556 | 43,929 | 43,929 | 45,379 | 44,053 | 44,880 | 44,880 | 46,377 |
| FWNC-21666-G | 216 x 66 | 3 | 4 | 4 | 51,498 | 52,672 | 52,672 | 53,912 | 55,368 | 55,368 | 56,906 | 55,500 | 56,376 | 56,376 | 57,964 |
| FWNC-21672-G | 216 x 72 | 3 | 4 | 4 | 54,619 | 55,793 | 55,793 | 57,033 | 57,000 | 57,000 | 58,786 | 57,149 | 58,224 | 58,224 | 60,060 |
| FWNC-22854-G | 228 x 54 | 3 | 2 | 4 | 37,623 | 38,684 | 38,684 | 39,805 | 41,121 | 41,121 | 42,511 | 41,240 | 42,032 | 42,032 | 43,467 |
| FWNC-22860-G | 228 x 60 | 3 | 2 | 4 | 42,277 | 43,394 | 43,394 | 44,575 | 45,960 | 45,960 | 47,424 | 46,086 | 46,920 | 46,920 | 48,431 |
| FWNC-22866-G | 228 x 66 | 3 | 4 | 4 | 54,144 | 55,330 | 55,330 | 56,582 | 58,051 | 58,051 | 59,604 | 58,185 | 59,069 | 59,069 | 60,672 |
| FWNC-22872-G | 228 x 72 | 3 | 4 | 4 | 57,469 | 58,655 | 58,655 | 59,907 | 59,874 | 59,874 | 61,677 | 60,024 | 61,109 | 61,109 | 62,962 |
| FWNC-24054-G | 240 x 54 | 3 | 2 | 4 | 39,465 | 40,538 | 40,538 | 41,672 | 43,002 | 43,002 | 44,408 | 43,123 | 43,924 | 43,924 | 45,375 |
| FWNC-24060-G | 240 x 60 | 3 | 2 | 4 | 44,387 | 45,518 | 45,518 | 46,712 | 48,112 | 48,112 | 49,593 | 48,240 | 49,083 | 49,083 | 50,612 |
| FWNC-24066-G | 240 x 66 | 3 | 4 | 4 | 56,938 | 58,136 | 58,136 | 59,403 | 60,888 | 60,888 | 62,459 | 61,023 | 61,918 | 61,918 | 63,539 |
| FWNC-24072-G | 240 x 72 | 3 | 4 | 4 | 60,478 | 61,676 | 61,676 | 62,943 | 62,909 | 62,909 | 64,732 | 63,061 | 64,158 | 64,158 | 66,032 |



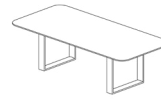
GLASS TOP



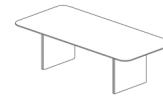
RADIUS RECTANGLE TOP



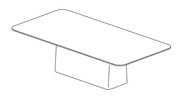
T-Base



Hoop Base



Panel Base



Island Base

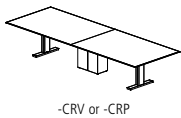
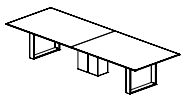
RADIUS RECTANGLE TABLES

| MODEL # | L x W | BASE QTY | SUB-TOP SECTIONS | GLASS SECTIONS | T-BASE | HOOP BASE | | PANEL BASE | | ISLAND BASE | |
|--------------|----------|----------|------------------|----------------|--------|-----------|--------|------------|--------|-------------|--------|
| | | | | | Metal | Metal | Veneer | Painted | Veneer | Painted | Veneer |
| | | | | | -TB | -HP | -VHP | -PP | -VP | -PN | -VN |
| FWNC-7236-G | 72 x 36 | 2 | 1 | 1 | 7,468 | - | - | - | - | - | - |
| FWNC-7242-G | 72 x 42 | 2 | 1 | 1 | 8,622 | - | - | - | - | - | - |
| FWNC-7842-G | 78 x 42 | 2 | 1 | 1 | 9,567 | - | - | - | - | - | - |
| FWNC-8442-G | 84 x 42 | 2 | 1 | 1 | 9,913 | - | - | - | - | - | - |
| FWNC-8448-G | 84 x 48 | 2 | 1 | 1 | 10,901 | 12,162 | 14,885 | 10,353 | 10,894 | - | - |
| FWNC-9042-G | 90 x 42 | 2 | 1 | 1 | 10,793 | - | - | - | - | - | - |
| FWNC-9048-G | 90 x 48 | 2 | 1 | 1 | 11,892 | 13,219 | 16,084 | 11,316 | 11,885 | - | - |
| FWNC-9642-G | 96 x 42 | 2 | 1 | 1 | 11,158 | - | - | - | - | - | - |
| FWNC-9648-G | 96 x 48 | 2 | 1 | 1 | 12,318 | 13,645 | 16,510 | 11,742 | 12,311 | - | - |
| FWNC-10242-G | 102 x 42 | 2 | 1 | 2 | 12,162 | - | - | - | - | - | - |
| FWNC-10248-G | 102 x 48 | 2 | 1 | 2 | 13,451 | 14,852 | 17,876 | 12,843 | 13,444 | - | - |
| FWNC-10842-G | 108 x 42 | 2 | 1 | 2 | 12,547 | - | - | - | - | - | - |
| FWNC-10848-G | 108 x 48 | 2 | 1 | 2 | 13,901 | 15,302 | 18,326 | 13,293 | 13,893 | - | - |
| FWNC-10854-G | 108 x 54 | 2 | 1 | 2 | 15,481 | 16,944 | 20,102 | 14,846 | 15,473 | 17,767 | 18,366 |
| FWNC-11442-G | 114 x 42 | 2 | 1 | 2 | 13,612 | - | - | - | - | - | - |
| FWNC-11448-G | 114 x 48 | 2 | 1 | 2 | 15,106 | 16,580 | 19,763 | 14,466 | 15,097 | - | - |
| FWNC-11454-G | 114 x 54 | 2 | 1 | 2 | 16,846 | 18,385 | 21,710 | 16,177 | 16,837 | 19,253 | 19,883 |
| FWNC-12042-G | 120 x 42 | 2 | 1 | 2 | 14,017 | - | - | - | - | - | - |
| FWNC-12048-G | 120 x 48 | 2 | 1 | 2 | 15,579 | 17,053 | 20,236 | 14,939 | 15,570 | - | - |
| FWNC-12054-G | 120 x 54 | 2 | 1 | 2 | 17,395 | 18,935 | 22,260 | 16,727 | 17,387 | 19,802 | 20,433 |
| FWNC-13248-G | 132 x 48 | 2 | 2 | 3 | 17,213 | 18,749 | 22,065 | 16,546 | 17,205 | - | - |
| FWNC-13254-G | 132 x 54 | 2 | 2 | 3 | 19,267 | 20,871 | 24,334 | 18,571 | 19,258 | 21,774 | 22,431 |
| FWNC-14448-G | 144 x 48 | 2 | 2 | 3 | 18,926 | 20,523 | 23,971 | 18,232 | 18,917 | - | - |
| FWNC-14454-G | 144 x 54 | 2 | 2 | 3 | 21,230 | 22,898 | 26,500 | 20,506 | 21,221 | 23,837 | 24,520 |
| FWNC-14460-G | 144 x 60 | 2 | 2 | 3 | 23,900 | 25,656 | 29,450 | 23,137 | 23,890 | 26,646 | 27,365 |
| FWNC-15648-G | 156 x 48 | 3 | 2 | 3 | 22,994 | 25,414 | 30,640 | 21,944 | 22,981 | - | - |
| FWNC-15654-G | 156 x 54 | 3 | 2 | 3 | 25,618 | 28,146 | 33,604 | 24,521 | 25,604 | 26,456 | 27,146 |
| FWNC-15660-G | 156 x 60 | 3 | 2 | 3 | 28,667 | 31,329 | 37,078 | 27,511 | 28,652 | 29,550 | 30,276 |
| FWNC-16854-G | 168 x 54 | 3 | 2 | 3 | 26,918 | 29,446 | 34,904 | 25,821 | 26,904 | 27,756 | 28,446 |
| FWNC-16860-G | 168 x 60 | 3 | 2 | 3 | 30,166 | 32,828 | 38,577 | 29,011 | 30,151 | 31,049 | 31,775 |
| FWNC-18054-G | 180 x 54 | 3 | 2 | 3 | 28,219 | 30,746 | 36,205 | 27,122 | 28,205 | 35,283 | 36,663 |
| FWNC-18060-G | 180 x 60 | 3 | 2 | 3 | 31,665 | 34,327 | 40,076 | 30,510 | 31,651 | 39,106 | 40,559 |
| FWNC-19254-G | 192 x 54 | 3 | 2 | 4 | 29,519 | 32,046 | 37,504 | 28,421 | 29,505 | 36,583 | 37,963 |
| FWNC-19260-G | 192 x 60 | 3 | 2 | 4 | 33,164 | 35,826 | 41,575 | 32,009 | 33,150 | 40,605 | 42,058 |
| FWNC-19266-G | 192 x 66 | 3 | 4 | 4 | - | 45,406 | 51,503 | 41,357 | 42,567 | 50,474 | 52,015 |
| FWNC-19272-G | 192 x 72 | 3 | 4 | 4 | - | 48,008 | 53,112 | 43,959 | 45,169 | 53,076 | 54,617 |
| FWNC-20454-G | 204 x 54 | 3 | 2 | 4 | 32,070 | 34,701 | 40,381 | 30,929 | 32,056 | 39,422 | 40,858 |
| FWNC-20460-G | 204 x 60 | 3 | 2 | 4 | 36,072 | 38,842 | 44,824 | 34,869 | 36,056 | 43,814 | 45,326 |
| FWNC-20466-G | 204 x 66 | 3 | 4 | 4 | - | 49,334 | 55,679 | 45,121 | 46,380 | 54,608 | 56,211 |
| FWNC-20472-G | 204 x 72 | 3 | 4 | 4 | - | 52,211 | 57,522 | 47,998 | 49,257 | 57,485 | 59,088 |
| FWNC-21654-G | 216 x 54 | 3 | 2 | 4 | 34,240 | 36,934 | 42,752 | 33,070 | 34,225 | 41,770 | 43,241 |
| FWNC-21660-G | 216 x 60 | 3 | 2 | 4 | 38,549 | 41,387 | 47,515 | 37,317 | 38,534 | 46,480 | 48,029 |
| FWNC-21666-G | 216 x 66 | 3 | 4 | 4 | - | 52,672 | 59,171 | 48,356 | 49,646 | 58,074 | 59,717 |
| FWNC-21672-G | 216 x 72 | 3 | 4 | 4 | - | 55,793 | 61,234 | 51,477 | 52,767 | 61,195 | 62,838 |
| FWNC-22854-G | 228 x 54 | 3 | 2 | 4 | 35,964 | 38,684 | 44,558 | 34,783 | 35,949 | 43,567 | 45,051 |
| FWNC-22860-G | 228 x 60 | 3 | 2 | 4 | 40,529 | 43,394 | 49,581 | 39,286 | 40,514 | 48,536 | 50,100 |
| FWNC-22866-G | 228 x 66 | 3 | 4 | 4 | - | 55,330 | 61,891 | 50,972 | 52,275 | 60,784 | 62,442 |
| FWNC-22872-G | 228 x 72 | 3 | 4 | 4 | - | 58,655 | 64,147 | 54,297 | 55,600 | 64,109 | 65,767 |
| FWNC-24054-G | 240 x 54 | 3 | 2 | 4 | 37,787 | 40,538 | 46,478 | 36,593 | 37,772 | 45,476 | 46,977 |
| FWNC-24060-G | 240 x 60 | 3 | 2 | 4 | 42,620 | 45,518 | 51,774 | 41,363 | 42,604 | 50,718 | 52,299 |
| FWNC-24066-G | 240 x 66 | 3 | 4 | 4 | - | 58,136 | 64,772 | 53,730 | 55,047 | 63,652 | 65,329 |
| FWNC-24072-G | 240 x 72 | 3 | 4 | 4 | - | 61,676 | 67,231 | 57,270 | 58,587 | 67,192 | 68,869 |



GLASS TOP

| BASE OPTIONS | CODE | PRICE | NOTES |
|--|-----------------------|----------------|--|
| Metal Trim Finish Options: | | | |
| Powder Coat | No Code | No Charge | Tapered and Rounded Rectangle Bases are standard with a metal trim detail in either Powder Coat or Clear Anodized. Other finishes available at an upcharge. |
| Clear Anodized | -CA | No Charge | |
| GoldMatt Anodized | -GMA | \$941 | |
| Antique Brass Anodized | -ABA | \$941 | |
| Light Bronze Anodized | -LBA | \$471 | |
| High Polish Finish | -HPF | \$554 | |
| Upholstered Base Option: | | | |
| | | -COM | -A -B -C -D -E -F -G |
| Upholstered Base, 48" Wide Table | -UPH-48 | \$1,045 | \$1,359 \$1,463 \$1,568 \$1,672 \$2,404 \$2,822 \$3,031 |
| Upholstered Base, 54" Wide Table | -UPH-54 | \$1,045 | \$1,411 \$1,516 \$1,550 \$1,725 \$2,508 \$2,926 \$3,135 |
| Upholstered Base, 60" Wide Table | -UPH-60 | \$1,045 | \$1,463 \$1,568 \$1,672 \$1,777 \$2,717 \$3,135 \$3,344 |
| Upholstered Base, 66" Wide Table | -UPH-66 | \$1,045 | \$1,568 \$1,672 \$1,777 \$1,881 \$3,135 \$3,553 \$3,762 |
| Upholstered Base, 72" Wide Table | -UPH-72 | \$1,045 | \$1,672 \$1,777 \$1,881 \$1,986 \$3,658 \$4,076 \$4,285 |
| Acrylic Base Option: | | | |
| Acrylic, 48" Wide Table | -ACR-48 | \$2,000 | Acrylic option applied to end/inner panels of Tapered Bases only. |
| Acrylic, 54" Wide Table | -ACR-54 | \$2,400 | |
| Acrylic, 60" Wide Table | -ACR-60 | \$2,600 | |
| Acrylic, 66" Wide Table | -ACR-66 | \$2,800 | |
| Acrylic, 72" Wide Table | -ACR-72 | \$3,100 | |
| Paint Option: | | | |
| Veneer Rounded Rectangle Base Inner Shell | -PVRR | DEDUCT \$471 | Paint option on Veneer Rounded Rectangle Base Inner Shell |
| Laminate Rounded Rectangle Base Inner Shell | -PLRR | No Charge | Paint option on Laminate Rounded Rectangle Base Inner Shell |
| Fenix Tapered Base End/Inner Panels | -PFTP | DEDUCT \$471 | Paint option on Fenix Tapered Base End/Inner Panels |
| Veneer Tapered Base End/Inner Panels | -PVTP | DEDUCT \$471 | Paint option on Veneer Tapered Base End/Inner Panels |
| Laminate Tapered Base End/Inner Panels | -PLTP | No Charge | Paint option on Laminate Tapered Base End/Inner Panels |
| Center Column Base Finish Options: | | | |
| Painted Center Column Base* | -CRP | No Charge | To replace existing middle base (Hoop Base and T-Base only) |
| Veneer Center Column Base* | -CRV | No Charge | |
| Polished Chrome Finish Options: | | | |
| Polished Chrome Hoop Base (2 base tables) | -PCHP2 | \$2,768 | *When specifying -CRV or -CRP in conjunction with a Polished Chrome finish on Hoop Base or T-Base tables with 3 bases, use the upcharge code and pricing for 2 base tables (-PCHP2 or -PCTB2). |
| Polished Chrome Hoop Base (3 base tables) | -PCHP3 | \$4,149 | |
| Polished Chrome T-Base (2 base tables) | -PCTB2 | \$2,768 | |
| Polished Chrome T-Base (3 base tables) | -PCTB3 | \$4,149 | |
| T-Base Combination Finish (2 base tables) | -PCCBF2 | \$1,694 | |
| T-Base Combination Finish (3 base tables) | -PCCBF3 | \$2,542 | |
| TOP OPTIONS | | | |
| Satin Glass Option: | | | |
| 72"-96" Tables | -FSG | \$685 | |
| 102"-132" Tables | -FSG | \$912 | |
| 144"-180" Tables | -FSG | \$1,142 | |
| 192"-228" Tables | -FSG | \$1,467 | |
| 240" Tables | -FSG | \$1,683 | |
| Multi-Section Tops: | | | |
| 102", 108", 114" and 120" one-piece tops split into two sections | Specify -2 | \$824 | Power Matrix (center of table location only) cannot be specified when this option is selected |
| 204", 216", 228" or 240" two-piece tops split into four sections | Specify -4 | \$1,642 | |
| POWER OPTIONS | | | |
| Low Profile Perimeter Power Option: | | | See page 29 for location information |
| 72"-132" Tables | -LPP6C | \$6,532 | (10) simplex outlets, (10) USB-A+C ports, (4) Modular AV Inserts/Plates |
| 144"-156" Tables | -LPP8C | \$9,144 | (14) simplex outlets, (14) USB-A+C ports, (4) Modular AV Inserts/Plates |
| 168"-240" Tables | -LPP10C | \$12,436 | (18) simplex outlets, (18) USB-A+C ports, (4) Modular AV Inserts/Plates |
| For USB-C+C | Add -USB-DualC | No Charge | Replaces USB-A+C ports |
| Field-Wired Option: | | | |
| 72"-132" Tables | Add -FW | DEDUCT \$1,945 | Some local electrical codes may require hardwiring of components and may not allow the use of standard modular power systems. A junction box will be provided when ordering the -FW option |
| 144"-156" Tables | Add -FW | DEDUCT \$2,378 | |
| 168"-240" Tables | Add -FW | DEDUCT \$2,913 | |
| Other Power and Data Options: See pages 204-213 | | | |





GLASS TOP

EDGE PROFILE



Glass Edge

GENERAL INFORMATION

- Tops are 1-1/8"-thick sub-top with 1/4"-thick back-painted low iron glass
- Glass sections noted are for tables without power units. When power units are specified in the table, the glass sections are determined by the size of the power unit, quantity and location.
- Unless otherwise specified, the sub-top finish will match the base finish (specification required when base is polished chrome) Seating capacity based on 27" per person
- Overall table height 29.5"
- T-Base combination finish includes a Polished Chrome foot and Powder Coat vertical column
- Due to the color variation inherent with the natural etching process, larger size tables longer than 180" or wider than 60" may have glass color variation
- Beam finish will match Metal Finish selection. If no Metal Finish is selected, beams will be Foil.
- If Polished Chrome Finish is specified on the T-Base or Hoop Base, the beams will be Foil.
- Tables with three Hoop or T-Bases will default to the same base style for all three bases. An alternate Center Column Base may also be specified above.
- One wire manager included with the Hoop Base table (regardless of table size). Can be adhered to the leg and will default to the finish of the leg. Wire manager on veneer Hoop Bases will be veneered to match the base veneer option. If additional wire management channels are required, they can be purchased separately at the end of the price list.
- Rectangle, Expandable Rectangle, Tapered, Rounded Rectangle, Metal T-Base, Panel, Island, and Center Column bases include a removable access panel
- Tapered and Rounded Rectangle bases standard with a metal trim detail
- Veneer Hoop Base finish will match Top veneer finish
- Upholstery option is applied on the Rounded Rectangle outer base shell or Tapered Base end panel. For COM fabrics, yardage requirement is 1 yard per base.
- Center Wire Chase available on two base tables for more robust wire management needs. See page 213.
- On Tapered base tables with center bases, the center base will default to the finish selections specified for the end bases. Metal finish on center bases will default to the finish selection on the end base.
- On Rounded Rectangle base tables with center bases, both sides of the center base will default to the finish selection specified for the inner shell of the end bases. Metal finish on center base will default to finish selection specified for end base.
- If a powder coat finish is not selected for the Low Profile Perimeter Power, the finish will match the beam metal finish (Foil is the default when Clear Anodized is selected)

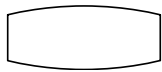
REQUIRED INFORMATION (ORDER CANNOT BE ENTERED WITHOUT THIS INFORMATION)

See appendix pages vi-xii for surface material options.

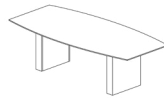
- Choose Glass Finish (Satin Glass upcharges apply, see options above)
- Choose Sub-Top Finish: Paint Finish or Veneer Finish
- Choose Veneer Finish, if Veneer base specified
- Choose Laminate Finish, if Laminate base specified
- Choose Fenix Finish, if Fenix base specified
- Choose Paint Finish, if Painted base or paint option specified
- Choose Metal Finish. Clear Anodized (-CA), GoldMatt Anodized (-GMA), Antique Brass Anodized (-ABA) and Light Bronze Anodized (-LBA) not available on T-Base or Hoop Base.
- Choose Powder Coat Finish, if Low Profile Perimeter Power is selected
- Choose Metal Finish for base trim detail, if Tapered or Rounded Rectangle Bases specified
- Choose Upholstery, if Upholstery Base Option specified
- Choose Acrylic Finish, if Acrylic Base Option specified



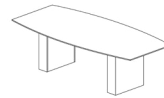
GLASS TOP



BOAT TOP



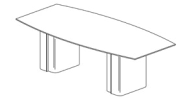
Rectangle Base



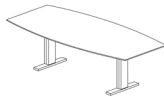
Expandable Rectangle Base



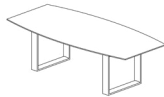
Tapered Base



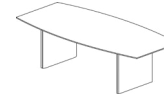
Rounded Rectangle Base



T-Base



Hoop Base



Panel Base



Four Post Base

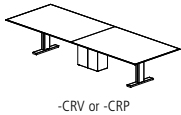
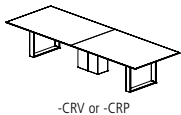
| BOAT TABLES | MODEL # | L x W | BASE QTY | SUB-TOP SECTIONS | GLASS SECTIONS | RECTANGLE BASE | | EXPANDABLE RECTANGLE BASE | | TAPERED BASE | | | | ROUNDED RECTANGLE BASE | | |
|--------------|-------------|-------|----------|------------------|----------------|----------------|--------|---------------------------|--------|--------------|---------|--------|--------|------------------------|---------|--------|
| | | | | | | Painted | Veneer | Painted | Veneer | Laminate | Painted | Veneer | Fenix | Laminate | Painted | Veneer |
| | | | | | | -PR | -VR | -PX | -VX | -LTP | -PTP | -VTP | -FTP | -LRR | -PRR | -VRR |
| FWNB-7240-G | 72 x 32/40 | 2 | 1 | 1 | 1 | 9,150 | 9,595 | 9,595 | 10,065 | - | - | - | - | - | - | - |
| FWNB-7840-G | 78 x 32/40 | 2 | 1 | 1 | 1 | 10,117 | 10,593 | 10,593 | 11,095 | - | - | - | - | - | - | - |
| FWNB-8444-G | 84 x 32/44 | 2 | 1 | 1 | 1 | 11,239 | 11,731 | 11,731 | 12,251 | 12,930 | 12,930 | 13,443 | 12,978 | 13,263 | 13,263 | 13,789 |
| FWNB-9044-G | 90 x 32/44 | 2 | 1 | 1 | 1 | 12,216 | 12,734 | 12,734 | 13,281 | 13,995 | 13,995 | 14,535 | 14,046 | 14,345 | 14,345 | 14,899 |
| FWNB-9648-G | 96 x 36/48 | 2 | 1 | 1 | 1 | 13,127 | 13,645 | 13,645 | 14,192 | 14,906 | 14,906 | 15,445 | 14,957 | 15,256 | 15,256 | 15,810 |
| FWNB-10248-G | 102 x 36/48 | 2 | 1 | 2 | 2 | 14,305 | 14,852 | 14,852 | 15,429 | 16,183 | 16,183 | 16,752 | 16,237 | 16,552 | 16,552 | 17,137 |
| FWNB-10848-G | 108 x 36/48 | 2 | 1 | 2 | 2 | 14,755 | 15,302 | 15,302 | 15,879 | 16,633 | 16,633 | 17,202 | 16,687 | 17,002 | 17,002 | 17,587 |
| FWNB-11450-G | 114 x 36/50 | 2 | 1 | 2 | 2 | 17,072 | 17,672 | 17,672 | 18,307 | 19,136 | 19,136 | 19,762 | 19,195 | 19,542 | 19,542 | 20,185 |
| FWNB-12050-G | 120 x 36/50 | 2 | 1 | 2 | 2 | 17,585 | 18,185 | 18,185 | 18,820 | 19,649 | 19,649 | 20,275 | 19,708 | 20,055 | 20,055 | 20,698 |
| FWNB-13254-G | 132 x 36/54 | 2 | 2 | 3 | 3 | 20,245 | 20,871 | 20,871 | 21,532 | 22,396 | 22,396 | 23,048 | 22,457 | 22,819 | 22,819 | 23,488 |
| FWNB-14454-G | 144 x 36/54 | 2 | 2 | 3 | 3 | 22,247 | 22,898 | 22,898 | 23,585 | 24,484 | 24,484 | 25,162 | 24,548 | 24,924 | 24,924 | 25,620 |
| FWNB-15654-G | 156 x 36/54 | 3 | 2 | 3 | 3 | 27,160 | 28,146 | 28,146 | 29,187 | 30,548 | 30,548 | 31,576 | 30,646 | 31,215 | 31,215 | 32,271 |
| FWNB-16860-G | 168 x 42/60 | 3 | 2 | 3 | 3 | 31,790 | 32,828 | 32,828 | 33,925 | 35,359 | 35,359 | 36,441 | 35,461 | 36,061 | 36,061 | 37,173 |
| FWNB-18060-G | 180 x 42/60 | 3 | 2 | 4 | 4 | 33,289 | 34,327 | 34,327 | 35,424 | 36,858 | 36,858 | 37,940 | 36,960 | 37,560 | 37,560 | 38,672 |
| FWNB-19272-G | 192 x 54/72 | 3 | 4 | 4 | 4 | 46,906 | 48,008 | 48,008 | 49,171 | 49,140 | 49,140 | 50,816 | 49,280 | 50,288 | 50,288 | 52,010 |
| FWNB-20472-G | 204 x 54/72 | 3 | 4 | 4 | 4 | 51,065 | 52,211 | 52,211 | 53,422 | 53,390 | 53,390 | 55,133 | 53,535 | 54,584 | 54,584 | 56,376 |
| FWNB-21672-G | 216 x 54/72 | 3 | 4 | 4 | 4 | 54,619 | 55,793 | 55,793 | 57,033 | 57,000 | 57,000 | 58,786 | 57,149 | 58,224 | 58,224 | 60,060 |
| FWNB-22872-G | 228 x 54/72 | 3 | 4 | 4 | 4 | 57,469 | 58,655 | 58,655 | 59,907 | 59,874 | 59,874 | 61,677 | 60,024 | 61,109 | 61,109 | 62,962 |
| FWNB-24072-G | 240 x 54/72 | 3 | 4 | 4 | 4 | 60,478 | 61,676 | 61,676 | 62,943 | 62,909 | 62,909 | 64,732 | 63,061 | 64,158 | 64,158 | 66,032 |

| BOAT TABLES | MODEL # | L x W | BASE QTY | SUB-TOP SECTIONS | GLASS SECTIONS | T-BASE | | HOOP BASE | | PANEL BASE | | FOUR POST BASE | |
|--------------|-------------|-------|----------|------------------|----------------|--------|--------|-----------|-----|------------|--------|----------------|--------|
| | | | | | | Metal | -TB | Metal | -HP | Veneer | -VHP | Painted | -PP |
| FWNB-7240-G | 72 x 32/40 | 2 | 1 | 1 | 1 | 8,455 | - | - | - | 7,960 | 8,448 | 9,150 | 9,595 |
| FWNB-7840-G | 78 x 32/40 | 2 | 1 | 1 | 1 | 9,374 | - | - | - | 8,844 | 9,367 | 10,117 | 10,593 |
| FWNB-8444-G | 84 x 32/44 | 2 | 1 | 1 | 1 | 10,470 | - | - | - | 9,922 | 10,463 | 11,239 | 11,731 |
| FWNB-9044-G | 90 x 32/44 | 2 | 1 | 1 | 1 | 11,407 | - | - | - | 10,831 | 11,400 | 12,216 | 12,734 |
| FWNB-9648-G | 96 x 36/48 | 2 | 1 | 1 | 1 | 12,318 | 13,645 | 16,510 | - | 11,742 | 12,311 | 13,127 | 13,645 |
| FWNB-10248-G | 102 x 36/48 | 2 | 1 | 2 | 2 | 13,451 | 14,852 | 17,876 | - | 12,843 | 13,444 | 14,305 | 14,852 |
| FWNB-10848-G | 108 x 36/48 | 2 | 1 | 2 | 2 | 13,901 | 15,302 | 18,326 | - | 13,293 | 13,893 | 14,755 | 15,302 |
| FWNB-11450-G | 114 x 36/50 | 2 | 1 | 2 | 2 | 16,133 | 17,672 | 20,997 | - | 15,464 | 16,124 | 17,072 | 17,672 |
| FWNB-12050-G | 120 x 36/50 | 2 | 1 | 2 | 2 | 16,645 | 18,185 | 21,510 | - | 15,977 | 16,637 | 17,585 | 18,185 |
| FWNB-13254-G | 132 x 36/54 | 2 | 2 | 3 | 3 | 19,267 | 20,871 | 24,334 | - | 18,571 | 19,258 | 20,245 | 20,871 |
| FWNB-14454-G | 144 x 36/54 | 2 | 2 | 3 | 3 | 21,230 | 22,898 | 26,500 | - | 20,506 | 21,221 | 22,247 | 22,898 |
| FWNB-15654-G | 156 x 36/54 | 3 | 2 | 3 | 3 | 25,618 | 28,146 | 33,604 | - | 24,521 | 25,604 | 27,160 | 28,146 |
| FWNB-16860-G | 168 x 42/60 | 3 | 2 | 3 | 3 | 30,166 | 32,828 | 38,577 | - | 29,011 | 30,151 | 31,790 | 32,828 |
| FWNB-18060-G | 180 x 42/60 | 3 | 2 | 4 | 4 | 31,665 | 34,327 | 40,076 | - | 30,510 | 31,651 | 33,289 | 34,327 |
| FWNB-19272-G | 192 x 54/72 | 3 | 4 | 4 | 4 | - | 48,008 | 53,112 | - | 43,959 | 45,169 | 46,906 | 48,008 |
| FWNB-20472-G | 204 x 54/72 | 3 | 4 | 4 | 4 | - | 52,211 | 57,522 | - | 47,998 | 49,257 | 51,065 | 52,211 |
| FWNB-21672-G | 216 x 54/72 | 3 | 4 | 4 | 4 | - | 55,793 | 61,234 | - | 51,477 | 52,767 | 54,619 | 55,793 |
| FWNB-22872-G | 228 x 54/72 | 3 | 4 | 4 | 4 | - | 58,655 | 64,147 | - | 54,297 | 55,600 | 57,469 | 58,655 |
| FWNB-24072-G | 240 x 54/72 | 3 | 4 | 4 | 4 | - | 61,676 | 67,231 | - | 57,270 | 58,587 | 60,478 | 61,676 |



GLASS TOP

| BASE OPTIONS | CODE | PRICE | NOTES |
|--|-------------------|----------------|--|
| Metal Trim Finish Options: | | | |
| Powder Coat | No Code | No Charge | Tapered and Rounded Rectangle Bases are standard with a metal trim detail in either Powder Coat or Clear Anodized. Other finishes available at an upcharge. |
| Clear Anodized | -CA | No Charge | |
| GoldMatt Anodized | -GMA | \$941 | |
| Antique Brass Anodized | -ABA | \$941 | |
| Light Bronze Anodized | -LBA | \$471 | |
| High Polish Finish | -HPF | \$554 | |
| Upholstered Base Option: | | | |
| | | -COM | -A -B -C -D -E -F -G |
| Upholstered Base, 44", 48", 50" Wide Tables | -UPH-48 | \$1,045 | \$1,359 \$1,463 \$1,568 \$1,672 \$2,404 \$2,822 \$3,031 |
| Upholstered Base, 54" Wide Table | -UPH-54 | \$1,045 | \$1,411 \$1,516 \$1,550 \$1,725 \$2,508 \$2,926 \$3,135 |
| Upholstered Base, 60" Wide Table | -UPH-60 | \$1,045 | \$1,463 \$1,568 \$1,672 \$1,777 \$2,717 \$3,135 \$3,344 |
| Upholstered Base, 72" Wide Table | -UPH-72 | \$1,045 | \$1,672 \$1,777 \$1,881 \$1,986 \$3,658 \$4,076 \$4,285 |
| Acrylic Base Option: | | | |
| Acrylic, 44", 48", 50" Wide Tables | -ACR-48 | \$2,000 | Acrylic option applied to end/inner panels of Tapered Bases only. |
| Acrylic, 54" Wide Table | -ACR-54 | \$2,400 | |
| Acrylic, 60" Wide Table | -ACR-60 | \$2,600 | |
| Acrylic, 72" Wide Table | -ACR-72 | \$3,100 | |
| Paint Option: | | | |
| Veneer Rounded Rectangle Base Inner Shell | -PVRR | DEDUCT \$471 | Paint option on Veneer Rounded Rectangle Base Inner Shell |
| Laminate Rounded Rectangle Base Inner Shell | -PLRR | No Charge | Paint option on Laminate Rounded Rectangle Base Inner Shell |
| Fenix Tapered Base End/Inner Panels | -PFTP | DEDUCT \$471 | Paint option on Fenix Tapered Base End/Inner Panels |
| Veneer Tapered Base End/Inner Panels | -PVTP | DEDUCT \$471 | Paint option on Veneer Tapered Base End/Inner Panels |
| Laminate Tapered Base End/Inner Panels | -PLTP | No Charge | Paint option on Laminate Tapered Base End/Inner Panels |
| Remove Center Column for Four Post Base Options: | | | |
| If -P4 base is selected | -4COLP | DEDUCT \$903 | Available on tables 96" and shorter only |
| If -V4 base is selected | -4COLV | DEDUCT \$1,392 | |
| Center Column Base Finish Options: | | | |
| Painted Center Column Base* | -CRP | No Charge | To replace existing middle base (Hoop Base and T-Base only) |
| Veneer Center Column Base* | -CRV | No Charge | |
| Polished Chrome Finish Options: | | | |
| Polished Chrome Four Post Base | -PCFB | \$2,768 | *When specifying -CRV or -CRP in conjunction with a Polished Chrome finish on Hoop Base or T-Base tables with 3 bases, use the upcharge code and pricing for 2 base tables (-PCHP2 or -PCTB2). |
| Polished Chrome Hoop Base (2 base tables) | -PCHP2 | \$2,768 | |
| Polished Chrome Hoop Base (3 base tables) | -PCHP3 | \$4,149 | |
| Polished Chrome T-Base (2 base tables) | -PCTB2 | \$2,768 | |
| Polished Chrome T-Base (3 base tables) | -PCTB3 | \$4,149 | |
| T-Base Combination Finish (2 base tables) | -PCCBF2 | \$1,694 | |
| T-Base Combination Finish (3 base tables) | -PCCBF3 | \$2,542 | |
| | | | |
| TOP OPTIONS | | | |
| Satin Glass Option: | | | |
| 72"-96" Tables | -FSG | \$685 | |
| 102"-132" Tables | -FSG | \$912 | |
| 144"-180" Tables | -FSG | \$1,142 | |
| 192"-228" Tables | -FSG | \$1,467 | |
| 240" Tables | -FSG | \$1,683 | |
| Multi-Section Tops: | | | |
| 102", 108", 114" and 120" one-piece tops split into two sections | Specify -2 | \$824 | Power Matrix (center of table location only) cannot be specified when this option is selected |





GLASS TOP

| POWER OPTIONS | CODE | PRICE | NOTES |
|--|-----------------------|----------------|---|
| Low Profile Perimeter Power Option: | | | See page 29 for location information |
| 72"-132" Tables | -LPP6C | \$6,532 | (10) simplex outlets, (10) USB-A+C ports, (4) Modular AV Inserts/Plates |
| 144"-156" Tables | -LPP8C | \$9,144 | (14) simplex outlets, (14) USB-A+C ports, (4) Modular AV Inserts/Plates |
| 168"-240" Tables | -LPP10C | \$12,436 | (18) simplex outlets, (18) USB-A+C ports, (4) Modular AV Inserts/Plates |
| For USB-C+C | Add -USB-DualC | No Charge | Replaces USB-A+C ports |
| Field-Wired Option: | | | |
| 72"-132" Tables | Add -FW | DEDUCT \$1,945 | Some local electrical codes may require hardwiring of components |
| 144"-156" Tables | Add -FW | DEDUCT \$2,378 | and may not allow the use of standard modular power systems. |
| 168"-240" Tables | Add -FW | DEDUCT \$2,913 | A junction box will be provided when ordering the -FW option |
| Other Power and Data Options: | See pages 204-213 | | |

EDGE PROFILE



Glass Edge

GENERAL INFORMATION

- Tops are 1-1/8" -thick sub-top with 1/4" -thick back-painted low iron glass
- Glass sections noted are for tables without power units. When power units are specified in the table, the glass sections are determined by the size of the power unit, quantity and location.
- Unless otherwise specified, the sub-top finish will match the base finish (specification required when base is polished chrome) Seating capacity based on 27" per person
- Overall table height 29.5"
- Four Post Base includes a 12"x24" center column for wire management. Center column may be removed from tables 96" and shorter with options -4COLP or -4COLV above. On tables over 96", the center column is required for support.
- T-Base combination finish includes a Polished Chrome foot and Powder Coat vertical column
- Due to the color variation inherent with the natural etching process, larger size tables longer than 180" or wider than 60" may have glass color variation
- Beam finish will match Metal Finish selection. If no Metal Finish is selected, beams will be Foil.
- If Polished Chrome Finish is specified on the T-Base or Hoop Base, the beams will be Foil. If Polished Chrome Finish is specified on the Four Post Base, the beams will be Clear Anodized.
- Tables with three Hoop or T-Bases will default to the same base style for all three bases. An alternate Center Column Base may also be specified above.
- One wire manager included with the Hoop Base table (regardless of table size). Can be adhered to the leg and will default to the finish of the leg. Wire manager on veneer Hoop Bases will be veneered to match the base veneer option. If additional wire management channels are required, they can be purchased separately at the end of the price list.
- Rectangle, Expandable Rectangle, Tapered, Rounded Rectangle, Metal T-Base, Panel, Island, and Center Column bases include a removable access panel
- Tapered and Rounded Rectangle bases standard with a metal trim detail
- Veneer Hoop Base finish will match Top veneer finish
- Upholstery option is applied on the Rounded Rectangle outer base shell or Tapered Base end panel. For COM fabrics, yardage requirement is 1 yard per base.
- Center Wire Chase available on two base tables for more robust wire management needs. See page 213.
- On Tapered base tables with center bases, the center base will default to the finish selections specified for the end bases. Metal finish on center bases will default to the finish selection on the end base.
- On Rounded Rectangle base tables with center bases, both sides of the center base will default to the finish selection specified for the inner shell of the end bases. Metal finish on center base will default to finish selection specified for end base.
- If a powder coat finish is not selected for the Low Profile Perimeter Power, the finish will match the beam metal finish (Foil is the default when Clear Anodized is selected)

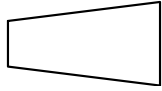
REQUIRED INFORMATION (ORDER CANNOT BE ENTERED WITHOUT THIS INFORMATION)

See appendix pages vi-xii for surface material options.

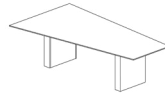
- Choose Glass Finish (Satin Glass upcharges apply, see options above)
- Choose Sub-Top Finish: Paint Finish or Veneer Finish
- Choose Veneer Finish, if Veneer base specified
- Choose Laminate Finish, if Laminate base specified
- Choose Fenix Finish, if Fenix base specified
- Choose Paint Finish, if Painted base or paint option specified
- Choose Metal Finish. Clear Anodized (-CA), GoldMatt Anodized (-GMA), Antique Brass Anodized (-ABA) and Light Bronze Anodized (-LBA) not available on T-Base or Hoop Base.
- Choose Powder Coat Finish, if Low Profile Perimeter Power is selected
- Choose Metal Finish for base trim detail, if Tapered or Rounded Rectangle Bases specified
- Choose Upholstery, if Upholstery Base Option specified
- Choose Acrylic Finish, if Acrylic Base Option specified



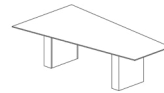
GLASS TOP



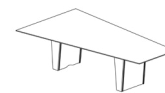
SIGHT LINE TOP



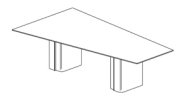
Rectangle Base



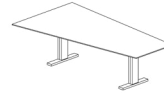
Expandable Rectangle Base



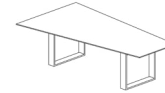
Tapered Base



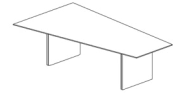
Rounded Rectangle Base



T-Base



Hoop Base



Panel Base

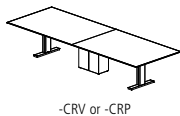
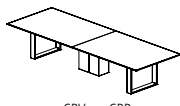
| SIGHT LINE TABLES | MODEL # | L x W | BASE QTY | SUB-TOP SECTIONS | GLASS SECTIONS | RECTANGLE BASE | | EXPANDABLE RECTANGLE BASE | | TAPERED BASE | | | ROUNDED RECTANGLE BASE | | | |
|-------------------|-------------|-------|----------|------------------|----------------|----------------|--------|---------------------------|--------|--------------|---------|--------|------------------------|----------|---------|--------|
| | | | | | | Painted | Veneer | Painted | Veneer | Laminate | Painted | Veneer | Fenix | Laminate | Painted | Veneer |
| | | | | | | -PR | -VR | -PX | -VX | -LTP | -PTP | -VTP | -FTP | -LRR | -PRR | -VRR |
| FWNA-7254-G | 72 x 36/54 | 2 | 1 | 1 | 1 | 11,147 | 11,627 | 11,627 | 12,135 | 12,798 | 12,798 | 13,299 | 12,845 | 13,123 | 13,123 | 13,637 |
| FWNA-7856-G | 78 x 36/56 | 2 | 1 | 1 | 1 | 13,270 | 13,811 | 13,811 | 14,383 | 15,130 | 15,130 | 15,694 | 15,183 | 15,496 | 15,496 | 16,075 |
| FWNA-8458-G | 84 x 36/58 | 2 | 1 | 1 | 1 | 14,019 | 14,560 | 14,560 | 15,132 | 15,879 | 15,879 | 16,443 | 15,933 | 16,245 | 16,245 | 16,824 |
| FWNA-9060-G | 90 x 36/60 | 2 | 1 | 1 | 1 | 15,572 | 16,141 | 16,141 | 16,743 | 17,528 | 17,528 | 18,122 | 17,585 | 17,913 | 17,913 | 18,523 |
| FWNA-9660-G | 96 x 36/60 | 2 | 1 | 1 | 1 | 16,146 | 16,716 | 16,716 | 17,317 | 18,103 | 18,103 | 18,696 | 18,159 | 18,488 | 18,488 | 19,097 |
| FWNA-10260-G | 102 x 36/60 | 2 | 1 | 2 | 2 | 17,651 | 18,252 | 18,252 | 18,886 | 19,716 | 19,716 | 20,342 | 19,775 | 20,122 | 20,122 | 20,766 |
| FWNA-10860-G | 108 x 36/60 | 2 | 1 | 2 | 2 | 18,257 | 18,858 | 18,858 | 19,493 | 20,323 | 20,323 | 20,949 | 20,382 | 20,729 | 20,729 | 21,372 |
| FWNA-11460-G | 114 x 36/60 | 2 | 1 | 2 | 2 | 19,857 | 20,489 | 20,489 | 21,158 | 22,031 | 22,031 | 22,690 | 22,093 | 22,458 | 22,458 | 23,136 |
| FWNA-12066-G | 120 x 36/66 | 2 | 2 | 2 | 2 | 26,242 | 26,913 | 26,913 | 27,621 | 28,548 | 28,548 | 29,247 | 28,614 | 29,001 | 29,001 | 29,719 |
| FWNA-13268-G | 132 x 36/68 | 2 | 3 | 3 | 3 | 29,707 | 30,406 | 30,406 | 31,144 | 32,109 | 32,109 | 32,837 | 32,178 | 32,581 | 32,581 | 33,329 |
| FWNA-14470-G | 144 x 36/70 | 2 | 3 | 3 | 3 | 33,470 | 34,197 | 34,197 | 34,965 | 35,968 | 35,968 | 36,725 | 36,039 | 36,459 | 36,459 | 37,237 |
| FWNA-15672-G | 156 x 36/72 | 3 | 3 | 3 | 3 | 40,408 | 41,510 | 41,510 | 42,673 | 44,194 | 44,194 | 45,342 | 44,302 | 44,938 | 44,938 | 46,117 |
| FWNA-16876-G | 168 x 36/76 | 3 | 3 | 3 | 3 | 42,833 | 43,903 | 43,903 | 45,033 | 46,510 | 46,510 | 47,625 | 46,615 | 47,233 | 47,233 | 48,379 |
| FWNA-18078-G | 180 x 36/78 | 3 | 3 | 3 | 3 | 45,832 | 46,902 | 46,902 | 48,032 | 49,509 | 49,509 | 50,624 | 49,615 | 50,232 | 50,232 | 51,378 |
| FWNA-19278-G | 192 x 36/78 | 3 | 4 | 4 | 4 | 48,093 | 49,163 | 49,163 | 50,293 | 50,263 | 50,263 | 51,891 | 50,399 | 51,378 | 51,378 | 53,051 |
| FWNA-20478-G | 204 x 36/78 | 3 | 4 | 4 | 4 | 52,400 | 53,514 | 53,514 | 54,690 | 54,659 | 54,659 | 56,352 | 54,800 | 55,819 | 55,819 | 57,560 |
| FWNA-21678-G | 216 x 36/78 | 3 | 4 | 4 | 4 | 56,089 | 57,229 | 57,229 | 58,434 | 58,402 | 58,402 | 60,137 | 58,547 | 59,591 | 59,591 | 61,374 |
| FWNA-22878-G | 228 x 36/78 | 3 | 4 | 4 | 4 | 59,058 | 60,209 | 60,209 | 61,425 | 61,393 | 61,393 | 63,145 | 61,539 | 62,593 | 62,593 | 64,393 |
| FWNA-24078-G | 240 x 36/78 | 3 | 4 | 4 | 4 | 62,188 | 63,352 | 63,352 | 64,583 | 64,550 | 64,550 | 66,321 | 64,697 | 65,763 | 65,763 | 67,584 |

| SIGHT LINE TABLES | MODEL # | L x W | BASE QTY | SUB-TOP SECTIONS | GLASS SECTIONS | T-BASE | | HOOP BASE | | PANEL BASE | |
|-------------------|-------------|-------|----------|------------------|----------------|--------|--------|-----------|--------|------------|--------|
| | | | | | | Metal | Veneer | Metal | Veneer | Painted | Veneer |
| | | | | | | -TB | -HP | -VHP | -PP | -VP | |
| FWNA-7254-G | 72 x 36/54 | 2 | 1 | 1 | 1 | 10,395 | 11,627 | 14,287 | 9,861 | 10,389 | |
| FWNA-7856-G | 78 x 36/56 | 2 | 1 | 1 | 1 | 12,424 | 13,811 | 16,807 | 11,821 | 12,416 | |
| FWNA-8458-G | 84 x 36/58 | 2 | 1 | 1 | 1 | 13,173 | 14,560 | 17,556 | 12,571 | 13,165 | |
| FWNA-9060-G | 90 x 36/60 | 2 | 1 | 1 | 1 | 14,682 | 16,141 | 19,293 | 14,048 | 14,674 | |
| FWNA-9660-G | 96 x 36/60 | 2 | 1 | 1 | 1 | 15,256 | 16,716 | 19,867 | 14,623 | 15,248 | |
| FWNA-10260-G | 102 x 36/60 | 2 | 1 | 2 | 2 | 16,711 | 18,252 | 21,578 | 16,042 | 16,703 | |
| FWNA-10860-G | 108 x 36/60 | 2 | 1 | 2 | 2 | 17,318 | 18,858 | 22,185 | 16,649 | 17,309 | |
| FWNA-11460-G | 114 x 36/60 | 2 | 1 | 2 | 2 | 18,868 | 20,489 | 23,991 | 18,164 | 18,859 | |
| FWNA-12066-G | 120 x 36/66 | 2 | 2 | 2 | 2 | 25,193 | 26,913 | 30,627 | 24,446 | 25,183 | |
| FWNA-13268-G | 132 x 36/68 | 2 | 3 | 3 | 3 | 28,614 | 30,406 | 34,274 | 27,836 | 28,604 | |
| FWNA-14470-G | 144 x 36/70 | 2 | 3 | 3 | 3 | - | 34,197 | 38,220 | 31,525 | 32,323 | |
| FWNA-15672-G | 156 x 36/72 | 3 | 3 | 3 | 3 | - | 41,510 | 46,614 | 37,461 | 38,671 | |
| FWNA-16876-G | 168 x 36/76 | 3 | 3 | 3 | 3 | - | 43,903 | 48,861 | 39,969 | 41,145 | |
| FWNA-18078-G | 180 x 36/78 | 3 | 3 | 3 | 3 | - | 46,902 | 51,860 | 42,968 | 44,144 | |
| FWNA-19278-G | 192 x 36/78 | 3 | 4 | 4 | 4 | - | 49,163 | 54,121 | 45,230 | 46,405 | |
| FWNA-20478-G | 204 x 36/78 | 3 | 4 | 4 | 4 | - | 53,514 | 58,673 | 49,421 | 50,644 | |
| FWNA-21678-G | 216 x 36/78 | 3 | 4 | 4 | 4 | - | 57,229 | 62,515 | 53,036 | 54,290 | |
| FWNA-22878-G | 228 x 36/78 | 3 | 4 | 4 | 4 | - | 60,209 | 65,545 | 55,976 | 57,241 | |
| FWNA-24078-G | 240 x 36/78 | 3 | 4 | 4 | 4 | - | 63,352 | 68,749 | 59,072 | 60,351 | |



GLASS TOP

| BASE OPTIONS | CODE | PRICE | NOTES |
|--|-----------------------|---|--|
| Metal Trim Finish Options: | | | |
| Powder Coat | No Code | No Charge | Tapered and Rounded Rectangle Bases are standard with a metal trim detail in either Powder Coat or Clear Anodized. Other finishes available at an upcharge. |
| Clear Anodized | -CA | No Charge | |
| GoldMatt Anodized | -GMA | \$941 | |
| Antique Brass Anodized | -ABA | \$941 | |
| Light Bronze Anodized | -LBA | \$471 | |
| High Polish Finish | -HPF | \$554 | |
| Upholstered Base Option: | | | |
| | | -COM | -A -B -C -D -E -F -G |
| Upholstered Base, 54", 56", 58" Wide Tables | -UPH-48 | \$1,045 | \$1,359 \$1,463 \$1,568 \$1,672 \$2,404 \$2,822 \$3,031 |
| Upholstered Base, 60" Wide Table | -UPH-54 | \$1,045 | \$1,411 \$1,516 \$1,550 \$1,725 \$2,508 \$2,926 \$3,135 |
| Upholstered Base, 66", 68" Wide Tables | -UPH-60 | \$1,045 | \$1,463 \$1,568 \$1,672 \$1,777 \$2,717 \$3,135 \$3,344 |
| Upholstered Base, 70", 72" Wide Tables | -UPH-66 | \$1,045 | \$1,568 \$1,672 \$1,777 \$1,881 \$3,135 \$3,553 \$3,762 |
| Upholstered Base, 76", 78" Wide Tables | -UPH-72 | \$1,045 | \$1,672 \$1,777 \$1,881 \$1,986 \$3,658 \$4,076 \$4,285 |
| Acrylic Base Option: | | | |
| Acrylic, 54", 56", 58" Wide Tables | -ACR-48 | \$2,000 | Acrylic option applied to end/inner panels of Tapered Bases only. |
| Acrylic, 60" Wide Table | -ACR-54 | \$2,400 | |
| Acrylic, 66", 68" Wide Tables | -ACR-60 | \$2,600 | |
| Acrylic, 70", 72" Wide Tables | -ACR-66 | \$2,800 | |
| Acrylic, 76", 78" Wide Tables | -ACR-72 | \$3,100 | |
| Paint Option: | | | |
| Veneer Rounded Rectangle Base Inner Shell | -PVRR | DEDUCT \$471 | Paint option on Veneer Rounded Rectangle Base Inner Shell |
| Laminate Rounded Rectangle Base Inner Shell | -PLRR | No Charge | Paint option on Laminate Rounded Rectangle Base Inner Shell |
| Fenix Tapered Base End/Inner Panels | -PFTP | DEDUCT \$471 | Paint option on Fenix Tapered Base End/Inner Panels |
| Veneer Tapered Base End/Inner Panels | -PVTP | DEDUCT \$471 | Paint option on Veneer Tapered Base End/Inner Panels |
| Laminate Tapered Base End/Inner Panels | -PLTP | No Charge | Paint option on Laminate Tapered Base End/Inner Panels |
| Center Column Base Finish Options: | | | |
| Painted Center Column Base* | -CRP | No Charge | To replace existing middle base (Hoop Base and T-Base only) |
| Veneer Center Column Base* | -CRV | No Charge | |
| Polished Chrome Finish Options: | | | |
| Polished Chrome Hoop Base (2 base tables) | -PCHP2 | \$2,768 | *When specifying -CRV or -CRP in conjunction with a Polished Chrome finish on Hoop Base or T-Base tables with 3 bases, use the upcharge code and pricing for 2 base tables (-PCHP2 or -PCTB2). |
| Polished Chrome Hoop Base (3 base tables) | -PCHP3 | \$4,149 | |
| Polished Chrome T-Base (2 base tables) | -PCTB2 | \$2,768 | |
| Polished Chrome T-Base (3 base tables) | -PCTB3 | \$4,149 | |
| T-Base Combination Finish (2 base tables) | -PCCBF2 | \$1,694 | |
| T-Base Combination Finish (3 base tables) | -PCCBF3 | \$2,542 | |
| TOP OPTIONS | | | |
| Satin Glass Option: | | | |
| 72"-96" Tables | -FSG | \$685 | |
| 102"-132" Tables | -FSG | \$912 | |
| 144"-180" Tables | -FSG | \$1,142 | |
| 192"-228" Tables | -FSG | \$1,467 | |
| 240" Tables | -FSG | \$1,683 | |
| Multi-Section Tops: | | | |
| 102", 108", 114" and 120" one-piece tops split into two sections | Specify -2 | \$824 | Power Matrix (center of table location only) cannot be specified when this option is selected |
| POWER OPTIONS | | | |
| Low Profile Perimeter Power Option: | | See page 29 for location information | |
| 72"-132" Tables | -LPP6C | \$6,532 | (10) simplex outlets, (10) USB-A+C ports, (4) Modular AV Inserts/Plates |
| 144"-156" Tables | -LPP8C | \$9,144 | (14) simplex outlets, (14) USB-A+C ports, (4) Modular AV Inserts/Plates |
| 168"-240" Tables | -LPP10C | \$12,436 | (18) simplex outlets, (18) USB-A+C ports, (4) Modular AV Inserts/Plates |
| For USB-C+C | Add -USB-DualC | No Charge | Replaces USB-A+C ports |
| Field-Wired Option: | | | |
| 72"-132" Tables | Add -FW | DEDUCT \$1,945 | Some local electrical codes may require hardwiring of components and may not allow the use of standard modular power systems. A junction box will be provided when ordering the -FW option |
| 144"-156" Tables | Add -FW | DEDUCT \$2,378 | |
| 168"-240" Tables | Add -FW | DEDUCT \$2,913 | |
| Other Power and Data Options: | | See pages 204-213 | |





GLASS TOP

EDGE PROFILE



Glass Edge

GENERAL INFORMATION

- Tops are 1-1/8"-thick sub-top with 1/4"-thick back-painted low iron glass
- Glass sections noted are for tables without power units. When power units are specified in the table, the glass sections are determined by the size of the power unit, quantity and location.
- Unless otherwise specified, the sub-top finish will match the base finish (specification required when base is polished chrome) Seating capacity based on 27" per person
- Overall table height 29.5"
- T-Base combination finish includes a Polished Chrome foot and Powder Coat vertical column
- Due to the color variation inherent with the natural etching process, larger size tables longer than 180" or wider than 60" may have glass color variation
- Beam finish will match Metal Finish selection. If no Metal Finish is selected, beams will be Foil.
- If Polished Chrome Finish is specified on the T-Base or Hoop Base, the beams will be Foil.
- Tables with three Hoop or T-Bases will default to the same base style for all three bases. An alternate Center Column Base may also be specified above.
- One wire manager included with the Hoop Base table (regardless of table size). Can be adhered to the leg and will default to the finish of the leg. Wire manager on veneer Hoop Bases will be veneered to match the base veneer option. If additional wire management channels are required, they can be purchased separately at the end of the price list.
- Rectangle, Expandable Rectangle, Tapered, Rounded Rectangle, Metal T-Base, Panel, Island, and Center Column bases include a removable access panel
- Tapered and Rounded Rectangle bases standard with a metal trim detail
- Veneer Hoop Base finish will match Top veneer finish
- Upholstery option is applied on the Rounded Rectangle outer base shell or Tapered Base end panel. For COM fabrics, yardage requirement is 1 yard per base.
- Center Wire Chase available on two base tables for more robust wire management needs. See page 213.
- On Tapered base tables with center bases, the center base will default to the finish selections specified for the end bases. Metal finish on center bases will default to the finish selection on the end base.
- On Rounded Rectangle base tables with center bases, both sides of the center base will default to the finish selection specified for the inner shell of the end bases. Metal finish on center base will default to finish selection specified for end base.
- If a powder coat finish is not selected for the Low Profile Perimeter Power, the finish will match the beam metal finish (Foil is the default when Clear Anodized is selected)
- Low Profile Perimeter Power option is not available on tables with Panel (-PP & -VP) and Hoop (-HP & -VHP) bases


REQUIRED INFORMATION (ORDER CANNOT BE ENTERED WITHOUT THIS INFORMATION)

See appendix pages vi-xii for surface material options.

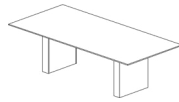
- Choose Glass Finish (Satin Glass upcharges apply, see options above)
- Choose Sub-Top Finish: Paint Finish or Veneer Finish
- Choose Veneer Finish, if Veneer base specified
- Choose Laminate Finish, if Laminate base specified
- Choose Fenix Finish, if Fenix base specified
- Choose Paint Finish, if Painted base or paint option specified
- Choose Metal Finish. Clear Anodized (-CA), GoldMatt Anodized (-GMA), Antique Brass Anodized (-ABA) and Light Bronze Anodized (-LBA) not available on T-Base or Hoop Base.
- Choose Powder Coat Finish, if Low Profile Perimeter Power is selected
- Choose Metal Finish for base trim detail, if Tapered or Rounded Rectangle Bases specified
- Choose Upholstery, if Upholstery Base Option specified
- Choose Acrylic Finish, if Acrylic Base Option specified



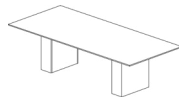
STONE / QUARTZ TOP WITH SQUARE EDGE



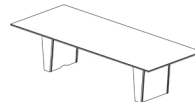
RECTANGLE TOP



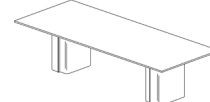
Rectangle Base



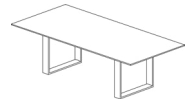
Column Base



Tapered Base



Rounded Rectangle Base



Hoop Base

RECTANGLE TABLES

| MODEL # | L x W | BASE QTY | SUB-TOP SECTIONS | STONE SECTIONS | SEATING CAPACITY | RECTANGLE BASE | | COLUMN BASE | | TAPERED BASE | | | |
|--------------|----------|----------|------------------|----------------|------------------|----------------|--------|-------------|--------|--------------|---------|--------|--------|
| | | | | | | Painted | Veneer | Painted | Veneer | Laminate | Painted | Veneer | Fenix |
| | | | | | | -PR | -VR | -PC | -VC | -LTP | -PTP | -VTP | -FTP |
| FWNT-8442-S | 84 x 42 | 2 | 1 | 1 | 8 | 15,103 | 16,017 | 16,017 | 16,981 | - | - | - | - |
| FWNT-8448-S | 84 x 48 | 2 | 1 | 1 | 8 | 16,361 | 17,305 | 17,305 | 18,304 | 19,608 | 19,608 | 20,592 | 19,700 |
| FWNT-9648-S | 96 x 48 | 2 | 1 | 2 | 8 | 18,239 | 19,233 | 19,233 | 20,283 | 21,654 | 21,654 | 22,689 | 21,752 |
| FWNT-10848-S | 108 x 48 | 2 | 1 | 2 | 10 | 20,341 | 21,391 | 21,391 | 22,499 | 23,947 | 23,947 | 25,039 | 24,050 |
| FWNT-12048-S | 120 x 48 | 2 | 1 | 2 | 10 | 22,557 | 23,661 | 23,661 | 24,826 | 26,351 | 26,351 | 27,501 | 26,460 |
| FWNT-12054-S | 120 x 54 | 2 | 1 | 2 | 12 | 24,843 | 25,995 | 25,995 | 27,215 | 28,806 | 28,806 | 30,008 | 28,920 |
| FWNT-14448-S | 144 x 48 | 3 | 2 | 2 | 12 | 31,120 | 32,913 | 32,913 | 34,810 | 31,028 | 31,028 | 32,274 | 31,145 |
| FWNT-14454-S | 144 x 54 | 3 | 2 | 2 | 14 | 34,171 | 36,045 | 36,045 | 38,024 | 34,075 | 34,075 | 35,376 | 34,198 |
| FWNT-14460-S | 144 x 60 | 3 | 2 | 3 | 14 | 37,746 | 39,720 | 39,720 | 41,805 | 37,644 | 37,644 | 39,017 | 37,775 |
| FWNT-15648-S | 156 x 48 | 3 | 2 | 3 | 14 | 34,841 | 36,653 | 36,653 | 38,569 | 41,071 | 41,071 | 42,960 | 41,250 |
| FWNT-15654-S | 156 x 54 | 3 | 2 | 3 | 14 | 38,216 | 40,109 | 40,109 | 42,108 | 44,721 | 44,721 | 46,695 | 44,909 |
| FWNT-15660-S | 156 x 60 | 3 | 2 | 3 | 14 | 42,173 | 44,166 | 44,166 | 46,272 | 49,026 | 49,026 | 51,103 | 49,222 |
| FWNT-16854-S | 168 x 54 | 3 | 2 | 3 | 16 | 39,848 | 41,743 | 41,743 | 43,742 | 46,355 | 46,355 | 48,329 | 46,541 |
| FWNT-16860-S | 168 x 60 | 3 | 2 | 4 | 16 | 44,041 | 46,034 | 46,034 | 48,141 | 50,894 | 50,894 | 52,971 | 51,090 |
| FWNT-18054-S | 180 x 54 | 3 | 2 | 3 | 16 | 41,482 | 43,375 | 43,375 | 45,376 | 47,989 | 47,989 | 49,963 | 48,175 |
| FWNT-18060-S | 180 x 60 | 3 | 2 | 4 | 16 | 45,910 | 47,903 | 47,903 | 50,009 | 52,762 | 52,762 | 54,840 | 52,958 |
| FWNT-19254-S | 192 x 54 | 3 | 2 | 3 | 18 | 43,116 | 45,009 | 45,009 | 47,010 | 49,356 | 49,356 | 51,837 | 49,569 |
| FWNT-19260-S | 192 x 60 | 3 | 2 | 4 | 18 | 47,778 | 49,771 | 49,771 | 51,877 | 54,350 | 54,350 | 56,961 | 54,575 |
| FWNT-20454-S | 204 x 54 | 3 | 2 | 3 | 18 | 46,568 | 48,538 | 48,538 | 50,619 | 53,062 | 53,062 | 55,642 | 53,282 |
| FWNT-20460-S | 204 x 60 | 3 | 2 | 4 | 18 | 51,662 | 53,737 | 53,737 | 55,928 | 58,501 | 58,501 | 61,220 | 58,735 |
| FWNT-21654-S | 216 x 54 | 3 | 2 | 3 | 20 | 49,444 | 51,462 | 51,462 | 53,593 | 56,095 | 56,095 | 58,739 | 56,324 |
| FWNT-21660-S | 216 x 60 | 3 | 2 | 4 | 20 | 54,914 | 57,040 | 57,040 | 59,284 | 61,920 | 61,920 | 64,704 | 62,159 |
| FWNT-22854-S | 228 x 54 | 4 | 2 | 4 | 20 | 56,445 | 59,161 | 59,161 | 62,032 | 58,388 | 58,388 | 61,056 | 58,616 |
| FWNT-22860-S | 228 x 60 | 4 | 2 | 5 | 20 | 62,473 | 65,334 | 65,334 | 68,356 | 64,518 | 64,518 | 67,329 | 64,760 |
| FWNT-24054-S | 240 x 54 | 4 | 2 | 4 | 20 | 58,862 | 61,609 | 61,609 | 64,512 | 60,826 | 60,826 | 63,526 | 61,058 |
| FWNT-24060-S | 240 x 60 | 4 | 2 | 5 | 20 | 65,213 | 68,107 | 68,107 | 71,163 | 67,281 | 67,281 | 70,125 | 67,527 |

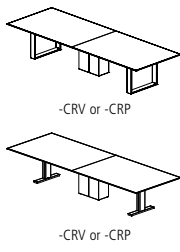
RECTANGLE TABLES

| MODEL # | L x W | BASE QTY | SUB-TOP SECTIONS | STONE SECTIONS | SEATING CAPACITY | ROUNDED RECTANGLE BASE | | | HOOP BASE | |
|--------------|----------|----------|------------------|----------------|------------------|------------------------|---------|--------|-----------|--------|
| | | | | | | Laminate | Painted | Veneer | Metal | Veneer |
| | | | | | | -LRR | -PRR | -VRR | -HP | -VHP |
| FWNT-8442-S | 84 x 42 | 2 | 1 | 1 | 8 | - | - | - | - | - |
| FWNT-8448-S | 84 x 48 | 2 | 1 | 1 | 8 | 20,247 | 20,247 | 21,257 | 17,305 | 21,403 |
| FWNT-9648-S | 96 x 48 | 2 | 1 | 2 | 8 | 22,326 | 22,326 | 23,390 | 19,233 | 23,544 |
| FWNT-10848-S | 108 x 48 | 2 | 1 | 2 | 10 | 24,655 | 24,655 | 25,778 | 21,391 | 25,942 |
| FWNT-12048-S | 120 x 48 | 2 | 1 | 2 | 10 | 27,097 | 27,097 | 28,278 | 23,661 | 28,451 |
| FWNT-12054-S | 120 x 54 | 2 | 1 | 2 | 12 | 29,586 | 29,586 | 30,820 | 25,995 | 30,999 |
| FWNT-14448-S | 144 x 48 | 3 | 2 | 2 | 12 | 31,836 | 31,836 | 33,117 | 32,913 | 40,697 |
| FWNT-14454-S | 144 x 54 | 3 | 2 | 2 | 14 | 34,920 | 34,920 | 36,256 | 36,045 | 44,174 |
| FWNT-14460-S | 144 x 60 | 3 | 2 | 3 | 14 | 38,535 | 38,535 | 39,942 | 39,720 | 48,283 |
| FWNT-15648-S | 156 x 48 | 3 | 2 | 3 | 14 | 42,296 | 42,296 | 44,237 | 36,653 | 44,518 |
| FWNT-15654-S | 156 x 54 | 3 | 2 | 3 | 14 | 46,002 | 46,002 | 48,029 | 40,109 | 48,321 |
| FWNT-15660-S | 156 x 60 | 3 | 2 | 3 | 14 | 50,374 | 50,374 | 52,507 | 44,166 | 52,816 |
| FWNT-16854-S | 168 x 54 | 3 | 2 | 3 | 16 | 47,636 | 47,636 | 49,661 | 41,743 | 49,955 |
| FWNT-16860-S | 168 x 60 | 3 | 2 | 4 | 16 | 52,242 | 52,242 | 54,377 | 46,034 | 54,684 |
| FWNT-18054-S | 180 x 54 | 3 | 2 | 3 | 16 | 49,270 | 49,270 | 51,295 | 43,375 | 51,589 |
| FWNT-18060-S | 180 x 60 | 3 | 2 | 4 | 16 | 54,110 | 54,110 | 56,245 | 47,903 | 56,552 |
| FWNT-19254-S | 192 x 54 | 3 | 2 | 3 | 18 | 50,982 | 50,982 | 53,544 | 45,009 | 53,223 |
| FWNT-19260-S | 192 x 60 | 3 | 2 | 4 | 18 | 56,063 | 56,063 | 58,758 | 49,771 | 58,422 |
| FWNT-20454-S | 204 x 54 | 3 | 2 | 3 | 18 | 54,753 | 54,753 | 57,418 | 48,538 | 57,084 |
| FWNT-20460-S | 204 x 60 | 3 | 2 | 4 | 18 | 60,283 | 60,283 | 63,090 | 53,737 | 62,738 |
| FWNT-21654-S | 216 x 54 | 3 | 2 | 3 | 20 | 57,829 | 57,829 | 60,559 | 51,462 | 60,217 |
| FWNT-21660-S | 216 x 60 | 3 | 2 | 4 | 20 | 63,746 | 63,746 | 66,621 | 57,040 | 66,260 |
| FWNT-22854-S | 228 x 54 | 4 | 2 | 4 | 20 | 60,137 | 60,137 | 62,892 | 59,161 | 70,946 |
| FWNT-22860-S | 228 x 60 | 4 | 2 | 5 | 20 | 66,361 | 66,361 | 69,263 | 65,334 | 77,745 |
| FWNT-24054-S | 240 x 54 | 4 | 2 | 4 | 20 | 62,596 | 62,596 | 65,382 | 61,609 | 73,527 |
| FWNT-24060-S | 240 x 60 | 4 | 2 | 5 | 20 | 69,145 | 69,145 | 72,081 | 68,107 | 80,660 |



STONE / QUARTZ TOP WITH SQUARE EDGE

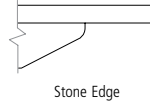
| BASE OPTIONS | CODE | PRICE | NOTES |
|--|-----------------------|----------------|--|
| Metal Trim Finish Options: | | | |
| Powder Coat | No Code | No Charge | Tapered and Rounded Rectangle Bases are standard with a metal trim detail in either Powder Coat or Clear Anodized. Other finishes available at an upcharge. |
| Clear Anodized | -CA | No Charge | |
| GoldMatt Anodized | -GMA | \$941 | |
| Antique Brass Anodized | -ABA | \$941 | |
| Light Bronze Anodized | -LBA | \$471 | |
| High Polish Finish | -HPF | \$554 | |
| Upholstered Base Option: | | | |
| | | -COM | -A -B -C -D -E -F -G |
| Upholstered Base, 48" Wide Table | -UPH-48 | \$1,045 | \$1,359 \$1,463 \$1,568 \$1,672 \$2,404 \$2,822 \$3,031 |
| Upholstered Base, 54" Wide Table | -UPH-54 | \$1,045 | \$1,411 \$1,516 \$1,550 \$1,725 \$2,508 \$2,926 \$3,135 |
| Upholstered Base, 60" Wide Table | -UPH-60 | \$1,045 | \$1,463 \$1,568 \$1,672 \$1,777 \$2,717 \$3,135 \$3,344 |
| Upholstered Base, 66" Wide Table | -UPH-66 | \$1,045 | \$1,568 \$1,672 \$1,777 \$1,881 \$3,135 \$3,553 \$3,762 |
| Upholstered Base, 72" Wide Table | -UPH-72 | \$1,045 | \$1,672 \$1,777 \$1,881 \$1,986 \$3,658 \$4,076 \$4,285 |
| Acrylic Base Option: | | | |
| Acrylic, 48" Wide Table | -ACR-48 | \$2,000 | Acrylic option applied to end/inner panels of Tapered Bases only. |
| Acrylic, 54" Wide Table | -ACR-54 | \$2,400 | |
| Acrylic, 60" Wide Table | -ACR-60 | \$2,600 | |
| Acrylic, 66" Wide Table | -ACR-66 | \$2,800 | |
| Acrylic, 72" Wide Table | -ACR-72 | \$3,100 | |
| Paint Option: | | | |
| Veneer Rounded Rectangle Base Inner Shell | -PVRR | DEDUCT \$471 | Paint option on Veneer Rounded Rectangle Base Inner Shell |
| Laminate Rounded Rectangle Base Inner Shell | -PLRR | No Charge | Paint option on Laminate Rounded Rectangle Base Inner Shell |
| Fenix Tapered Base End/Inner Panels | -PFTP | DEDUCT \$471 | Paint option on Fenix Tapered Base End/Inner Panels |
| Veneer Tapered Base End/Inner Panels | -PVTP | DEDUCT \$471 | Paint option on Veneer Tapered Base End/Inner Panels |
| Laminate Tapered Base End/Inner Panels | -PLTP | No Charge | Paint option on Laminate Tapered Base End/Inner Panels |
| Center Column Base Finish Options: | | | |
| Painted Center Column Base* | -CRP | No Charge | To replace existing middle base (Hoop Base and T-Base only) |
| Veneer Center Column Base* | -CRV | No Charge | |
| Polished Chrome Finish Options: | | | |
| Polished Chrome Hoop Base (2 base tables) | -PCHP2 | \$2,768 | *When specifying -CRV or -CRP in conjunction with a Polished Chrome finish on Hoop Base or T-Base tables with 3 bases, use the upcharge code and pricing for 2 base tables (-PCHP2 or -PCTB2). |
| Polished Chrome Hoop Base (3 base tables) | -PCHP3 | \$4,149 | |
| Polished Chrome Hoop Base (4 base tables) | -PCHP4 | \$5,218 | |
| TOP OPTIONS | | | |
| Multi-Section Tops: | | | |
| 102", 108", 114" and 120" one-piece tops split into two sections | Specify -2 | \$824 | Power Matrix (center of table location only) cannot be specified when this option is selected |
| 204", 216", 228" or 240" two-piece tops split into four sections | Specify -4 | \$1,642 | |
| POWER OPTIONS | | | |
| Low Profile Perimeter Power Option: | | | |
| 72"-132" Tables | -LPP6C | \$6,532 | See page 29 for location information (10) simplex outlets, (10) USB-A+C ports, (4) Modular AV Inserts/Plates (14) simplex outlets, (14) USB-A+C ports, (4) Modular AV Inserts/Plates (18) simplex outlets, (18) USB-A+C ports, (4) Modular AV Inserts/Plates Replaces USB-A+C ports |
| 144"-156" Tables | -LPP8C | \$9,144 | |
| 168"-240" Tables | -LPP10C | \$12,436 | |
| For USB-C+C | Add -USB-DualC | No Charge | |
| Field-Wired Option: | | | |
| 72"-132" Tables | Add -FW | DEDUCT \$1,945 | Some local electrical codes may require hardwiring of components and may not allow the use of standard modular power systems. A junction box will be provided when ordering the -FW option |
| 144"-156" Tables | Add -FW | DEDUCT \$2,378 | |
| 168"-240" Tables | Add -FW | DEDUCT \$2,913 | |
| Other Power and Data Options: See pages 204-213 | | | |





STONE / QUARTZ TOP WITH SQUARE EDGE

EDGE PROFILE



Stone Edge

GENERAL INFORMATION

- Tops are 2cm thick, cantilevered 3" over a 2" built-up edge subtop
- When Absolute Black Granite stone is specified, the subtop will be painted in Galaxy (S8007)
- When Carrara Marble, Quartz Carrara Codena, or Quartz Serene stone is specified, the subtop will be painted in Cloud (S8004)
- Stone and Solid Surface Material: Despite its reputation for durability, natural stone can easily be broken during handling and/or installation if proper techniques are not followed. In addition, Nucraft is not responsible for the installation of natural stone or solid surface materials on its products. Therefore, installers specifically trained in the installation of these materials must be utilized to ensure a quality installation. Nucraft shall not be liable for any damages incurred during the handling and/or installation of natural stone or solid surface materials on its products.
- Steel lattice frame replaces the beam structure Seating capacity based on 27" per person
- Overall table height 29.5"
- T-Base combination finish includes a Polished Chrome foot and Powder Coat vertical column
- Beam finish will match Metal Finish selection. If no Metal Finish is selected, beams will be Foil.
- If Polished Chrome Finish is specified on the T-Base or Hoop Base, the beams will be Foil.
- Tables with three Hoop or T-Bases will default to the same base style for all three bases. An alternate Center Column Base may also be specified above.
- One wire manager included with the Hoop Base table (regardless of table size). Can be adhered to the leg and will default to the finish of the leg. Wire manager on veneer Hoop Bases will be veneered to match the base veneer option. If additional wire management channels are required, they can be purchased separately at the end of the price list.
- Rectangle, Expandable Rectangle, Tapered, Rounded Rectangle, Metal T-Base, Panel, Island, and Center Column bases include a removable access panel
- Tapered and Rounded Rectangle bases standard with a metal trim detail
- Veneer Hoop Base finish will match Top veneer finish
- Upholstery option is applied on the Rounded Rectangle outer base shell or Tapered Base end panel. For COM fabrics, yardage requirement is 1 yard per base.
- Center Wire Chase available on two base tables for more robust wire management needs. See page 213.
- On Tapered base tables with center bases, the center base will default to the finish selections specified for the end bases. Metal finish on center bases will default to the finish selection on the end base.
- On Rounded Rectangle base tables with center bases, both sides of the center base will default to the finish selection specified for the inner shell of the end bases. Metal finish on center base will default to finish selection specified for end base.
- If a powder coat finish is not selected for the Low Profile Perimeter Power, the finish will match the beam metal finish (Foil is the default when Clear Anodized is selected)


REQUIRED INFORMATION (ORDER CANNOT BE ENTERED WITHOUT THIS INFORMATION)

See appendix pages vi-xii for surface material options.

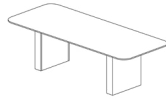
- Choose Stone
- Choose Veneer Finish, if Veneer base specified
- Choose Laminate Finish, if Laminate base specified
- Choose Fenix Finish, if Fenix base specified
- Choose Paint Finish, if Painted base or paint option specified
- Choose Metal Finish. Clear Anodized (-CA), GoldMatt Anodized (-GMA), Antique Brass Anodized (-ABA) and Light Bronze Anodized (-LBA) not available on T-Base or Hoop Base.
- Choose Powder Coat Finish, if Low Profile Perimeter Power is selected
- Choose Metal Finish for base trim detail, if Tapered or Rounded Rectangle Bases specified
- Choose Upholstery, if Upholstery Base Option specified
- Choose Acrylic Finish, if Acrylic Base Option specified



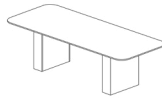
STONE / QUARTZ TOP WITH SQUARE EDGE



RADIUS RECTANGLE TOP



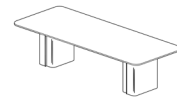
Rectangle Base



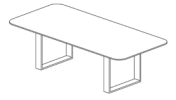
Column Base



Tapered Base



Rounded Rectangle Base



Hoop Base

RADIUS RECTANGLE TABLES

| MODEL # | L x W | BASE QTY | SUB-TOP SECTIONS | STONE SECTIONS | SEATING CAPACITY | RECTANGLE BASE | | COLUMN BASE | | TAPERED BASE | | | |
|--------------|----------|----------|------------------|----------------|------------------|----------------|--------|-------------|--------|--------------|---------|--------|--------|
| | | | | | | Painted | Veneer | Painted | Veneer | Laminate | Painted | Veneer | Fenix |
| | | | | | | -PR | -VR | -PC | -VC | -LTP | -PTP | -VTP | -FTP |
| FWNC-8442-S | 84 x 42 | 2 | 1 | 1 | 8 | 15,103 | 16,017 | 16,017 | 16,981 | - | - | - | - |
| FWNC-8448-S | 84 x 48 | 2 | 1 | 1 | 8 | 16,361 | 17,305 | 17,305 | 18,304 | 19,608 | 19,608 | 20,592 | 19,700 |
| FWNC-9648-S | 96 x 48 | 2 | 1 | 2 | 8 | 18,239 | 19,233 | 19,233 | 20,283 | 21,654 | 21,654 | 22,689 | 21,752 |
| FWNC-10848-S | 108 x 48 | 2 | 1 | 2 | 10 | 20,341 | 21,391 | 21,391 | 22,499 | 23,947 | 23,947 | 25,039 | 24,050 |
| FWNC-12048-S | 120 x 48 | 2 | 1 | 2 | 10 | 22,557 | 23,661 | 23,661 | 24,826 | 26,351 | 26,351 | 27,501 | 26,460 |
| FWNC-12054-S | 120 x 54 | 2 | 1 | 2 | 12 | 24,843 | 25,995 | 25,995 | 27,215 | 28,806 | 28,806 | 30,008 | 28,920 |
| FWNC-14448-S | 144 x 48 | 3 | 2 | 2 | 12 | 31,120 | 32,913 | 32,913 | 34,810 | 31,028 | 31,028 | 32,274 | 31,145 |
| FWNC-14454-S | 144 x 54 | 3 | 2 | 2 | 14 | 34,171 | 36,045 | 36,045 | 38,024 | 34,075 | 34,075 | 35,376 | 34,198 |
| FWNC-14460-S | 144 x 60 | 3 | 2 | 3 | 14 | 37,746 | 39,720 | 39,720 | 41,805 | 37,644 | 37,644 | 39,017 | 37,775 |
| FWNC-15648-S | 156 x 48 | 3 | 2 | 3 | 14 | 34,841 | 36,653 | 36,653 | 38,569 | 41,071 | 41,071 | 42,960 | 41,250 |
| FWNC-15654-S | 156 x 54 | 3 | 2 | 3 | 14 | 38,216 | 40,109 | 40,109 | 42,108 | 44,721 | 44,721 | 46,695 | 44,909 |
| FWNC-15660-S | 156 x 60 | 3 | 2 | 3 | 14 | 42,173 | 44,166 | 44,166 | 46,272 | 49,026 | 49,026 | 51,103 | 49,222 |
| FWNC-16854-S | 168 x 54 | 3 | 2 | 3 | 16 | 39,848 | 41,743 | 41,743 | 43,742 | 46,355 | 46,355 | 48,329 | 46,541 |
| FWNC-16860-S | 168 x 60 | 3 | 2 | 4 | 16 | 44,041 | 46,034 | 46,034 | 48,141 | 50,894 | 50,894 | 52,971 | 51,090 |
| FWNC-18054-S | 180 x 54 | 3 | 2 | 3 | 16 | 41,482 | 43,375 | 43,375 | 45,376 | 47,989 | 47,989 | 49,963 | 48,175 |
| FWNC-18060-S | 180 x 60 | 3 | 2 | 4 | 16 | 45,910 | 47,903 | 47,903 | 50,009 | 52,762 | 52,762 | 54,840 | 52,958 |
| FWNC-19254-S | 192 x 54 | 3 | 2 | 3 | 18 | 43,116 | 45,009 | 45,009 | 47,010 | 49,356 | 49,356 | 51,837 | 49,569 |
| FWNC-19260-S | 192 x 60 | 3 | 2 | 4 | 18 | 47,778 | 49,771 | 49,771 | 51,877 | 54,350 | 54,350 | 56,961 | 54,575 |
| FWNC-20454-S | 204 x 54 | 3 | 2 | 3 | 18 | 46,568 | 48,538 | 48,538 | 50,619 | 53,062 | 53,062 | 55,642 | 53,282 |
| FWNC-20460-S | 204 x 60 | 3 | 2 | 4 | 18 | 51,662 | 53,737 | 53,737 | 55,928 | 58,501 | 58,501 | 61,220 | 58,735 |
| FWNC-21654-S | 216 x 54 | 3 | 2 | 3 | 20 | 49,444 | 51,462 | 51,462 | 53,593 | 56,095 | 56,095 | 58,739 | 56,324 |
| FWNC-21660-S | 216 x 60 | 3 | 2 | 4 | 20 | 54,914 | 57,040 | 57,040 | 59,284 | 61,920 | 61,920 | 64,704 | 62,159 |
| FWNC-22854-S | 228 x 54 | 4 | 2 | 4 | 20 | 56,445 | 59,161 | 59,161 | 62,032 | 58,388 | 58,388 | 61,056 | 58,616 |
| FWNC-22860-S | 228 x 60 | 4 | 2 | 5 | 20 | 62,473 | 65,334 | 65,334 | 68,556 | 64,518 | 64,518 | 67,329 | 64,760 |
| FWNC-24054-S | 240 x 54 | 4 | 2 | 4 | 20 | 58,862 | 61,609 | 61,609 | 64,512 | 60,826 | 60,826 | 63,526 | 61,058 |
| FWNC-24060-S | 240 x 60 | 4 | 2 | 5 | 20 | 65,213 | 68,107 | 68,107 | 71,163 | 67,281 | 67,281 | 70,125 | 67,527 |

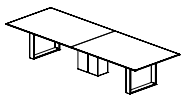
RADIUS RECTANGLE TABLES

| MODEL # | L x W | BASE QTY | SUB-TOP SECTIONS | STONE SECTIONS | SEATING CAPACITY | ROUNDED RECTANGLE BASE | | | HOOP BASE | |
|--------------|----------|----------|------------------|----------------|------------------|------------------------|---------|--------|-----------|--------|
| | | | | | | Laminate | Painted | Veneer | Metal | Veneer |
| | | | | | | -LRR | -PRR | -VRR | -HP | -VHP |
| FWNC-8442-S | 84 x 42 | 2 | 1 | 1 | 8 | - | - | - | 16,017 | 19,978 |
| FWNC-8448-S | 84 x 48 | 2 | 1 | 1 | 8 | 20,247 | 20,247 | 21,257 | 17,305 | 21,403 |
| FWNC-9648-S | 96 x 48 | 2 | 1 | 2 | 8 | 22,326 | 22,326 | 23,390 | 19,233 | 23,544 |
| FWNC-10848-S | 108 x 48 | 2 | 1 | 2 | 10 | 24,655 | 24,655 | 25,778 | 21,391 | 25,942 |
| FWNC-12048-S | 120 x 48 | 2 | 1 | 2 | 10 | 27,097 | 27,097 | 28,278 | 23,661 | 28,451 |
| FWNC-12054-S | 120 x 54 | 2 | 1 | 2 | 12 | 29,586 | 29,586 | 30,820 | 25,995 | 30,999 |
| FWNC-14448-S | 144 x 48 | 3 | 2 | 2 | 12 | 31,836 | 31,836 | 33,117 | 32,913 | 40,697 |
| FWNC-14454-S | 144 x 54 | 3 | 2 | 2 | 14 | 34,920 | 34,920 | 36,256 | 36,045 | 44,174 |
| FWNC-14460-S | 144 x 60 | 3 | 2 | 3 | 14 | 38,535 | 38,535 | 39,942 | 39,720 | 48,283 |
| FWNC-15648-S | 156 x 48 | 3 | 2 | 3 | 14 | 42,296 | 42,296 | 44,237 | 36,653 | 44,518 |
| FWNC-15654-S | 156 x 54 | 3 | 2 | 3 | 14 | 46,002 | 46,002 | 48,029 | 40,109 | 48,321 |
| FWNC-15660-S | 156 x 60 | 3 | 2 | 3 | 14 | 50,374 | 50,374 | 52,507 | 44,166 | 52,816 |
| FWNC-16854-S | 168 x 54 | 3 | 2 | 3 | 16 | 47,636 | 47,636 | 49,661 | 41,743 | 49,955 |
| FWNC-16860-S | 168 x 60 | 3 | 2 | 4 | 16 | 52,242 | 52,242 | 54,377 | 46,034 | 54,684 |
| FWNC-18054-S | 180 x 54 | 3 | 2 | 3 | 16 | 49,270 | 49,270 | 51,295 | 43,375 | 51,589 |
| FWNC-18060-S | 180 x 60 | 3 | 2 | 4 | 16 | 54,110 | 54,110 | 56,245 | 47,903 | 56,552 |
| FWNC-19254-S | 192 x 54 | 3 | 2 | 3 | 18 | 50,982 | 50,982 | 53,544 | 45,009 | 53,223 |
| FWNC-19260-S | 192 x 60 | 3 | 2 | 4 | 18 | 56,063 | 56,063 | 58,758 | 49,771 | 58,422 |
| FWNC-20454-S | 204 x 54 | 3 | 2 | 3 | 18 | 54,753 | 54,753 | 57,418 | 48,538 | 57,084 |
| FWNC-20460-S | 204 x 60 | 3 | 2 | 4 | 18 | 60,283 | 60,283 | 63,090 | 53,737 | 62,738 |
| FWNC-21654-S | 216 x 54 | 3 | 2 | 3 | 20 | 57,829 | 57,829 | 60,559 | 51,462 | 60,217 |
| FWNC-21660-S | 216 x 60 | 3 | 2 | 4 | 20 | 63,746 | 63,746 | 66,621 | 57,040 | 66,260 |
| FWNC-22854-S | 228 x 54 | 4 | 2 | 4 | 20 | 60,137 | 60,137 | 62,892 | 59,161 | 70,946 |
| FWNC-22860-S | 228 x 60 | 4 | 2 | 5 | 20 | 66,361 | 66,361 | 69,263 | 65,334 | 77,745 |
| FWNC-24054-S | 240 x 54 | 4 | 2 | 4 | 20 | 62,596 | 62,596 | 65,382 | 61,609 | 73,527 |
| FWNC-24060-S | 240 x 60 | 4 | 2 | 5 | 20 | 69,145 | 69,145 | 72,081 | 68,107 | 80,660 |

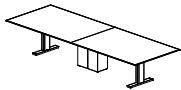


STONE / QUARTZ TOP WITH SQUARE EDGE

| BASE OPTIONS | CODE | PRICE | NOTES |
|--|-----------------------|----------------|--|
| Metal Trim Finish Options: | | | |
| Powder Coat | No Code | No Charge | Tapered and Rounded Rectangle Bases are standard with a metal trim detail in either Powder Coat or Clear Anodized. Other finishes available at an upcharge. |
| Clear Anodized | -CA | No Charge | |
| GoldMatt Anodized | -GMA | \$941 | |
| Antique Brass Anodized | -ABA | \$941 | |
| Light Bronze Anodized | -LBA | \$471 | |
| High Polish Finish | -HPF | \$554 | |
| Upholstered Base Option: | | | |
| | | -COM | -A -B -C -D -E -F -G |
| Upholstered Base, 48" Wide Table | -UPH-48 | \$1,045 | \$1,359 \$1,463 \$1,568 \$1,672 \$2,404 \$2,822 \$3,031 |
| Upholstered Base, 54" Wide Table | -UPH-54 | \$1,045 | \$1,411 \$1,516 \$1,550 \$1,725 \$2,508 \$2,926 \$3,135 |
| Upholstered Base, 60" Wide Table | -UPH-60 | \$1,045 | \$1,463 \$1,568 \$1,672 \$1,777 \$2,717 \$3,135 \$3,344 |
| Upholstered Base, 66" Wide Table | -UPH-66 | \$1,045 | \$1,568 \$1,672 \$1,777 \$1,881 \$3,135 \$3,553 \$3,762 |
| Upholstered Base, 72" Wide Table | -UPH-72 | \$1,045 | \$1,672 \$1,777 \$1,881 \$1,986 \$3,658 \$4,076 \$4,285 |
| Acrylic Base Option: | | | |
| Acrylic, 48" Wide Table | -ACR-48 | \$2,000 | Acrylic option applied to end/inner panels of Tapered Bases only. |
| Acrylic, 54" Wide Table | -ACR-54 | \$2,400 | |
| Acrylic, 60" Wide Table | -ACR-60 | \$2,600 | |
| Acrylic, 66" Wide Table | -ACR-66 | \$2,800 | |
| Acrylic, 72" Wide Table | -ACR-72 | \$3,100 | |
| Paint Option: | | | |
| Veneer Rounded Rectangle Base Inner Shell | -PVRR | DEDUCT \$471 | Paint option on Veneer Rounded Rectangle Base Inner Shell |
| Laminate Rounded Rectangle Base Inner Shell | -PLRR | No Charge | Paint option on Laminate Rounded Rectangle Base Inner Shell |
| Fenix Tapered Base End/Inner Panels | -PFTP | DEDUCT \$471 | Paint option on Fenix Tapered Base End/Inner Panels |
| Veneer Tapered Base End/Inner Panels | -PVTP | DEDUCT \$471 | Paint option on Veneer Tapered Base End/Inner Panels |
| Laminate Tapered Base End/Inner Panels | -PLTP | No Charge | Paint option on Laminate Tapered Base End/Inner Panels |
| Center Column Base Finish Options: | | | |
| Painted Center Column Base* | -CRP | No Charge | To replace existing middle base (Hoop Base and T-Base only) |
| Veneer Center Column Base* | -CRV | No Charge | |
| Polished Chrome Finish Options: | | | |
| Polished Chrome Hoop Base (2 base tables) | -PCHP2 | \$2,768 | *When specifying -CRV or -CRP in conjunction with a Polished Chrome finish on Hoop Base or T-Base tables with 3 bases, use the upcharge code and pricing for 2 base tables (-PCHP2 or -PCTB2). |
| Polished Chrome Hoop Base (3 base tables) | -PCHP3 | \$4,149 | |
| Polished Chrome Hoop Base (4 base tables) | -PCHP4 | \$5,218 | |
| TOP OPTIONS | | | |
| Multi-Section Tops: | | | |
| 102", 108", 114" and 120" one-piece tops split into two sections | Specify -2 | \$824 | Power Matrix (center of table location only) cannot be specified when this option is selected |
| 204", 216", 228" or 240" two-piece tops split into four sections | Specify -4 | \$1,642 | |
| POWER OPTIONS | | | |
| Low Profile Perimeter Power Option: | | | |
| 72"-132" Tables | -LPP6C | \$6,532 | See page 29 for location information (10) simplex outlets, (10) USB-A+C ports, (4) Modular AV Inserts/Plates (14) simplex outlets, (14) USB-A+C ports, (4) Modular AV Inserts/Plates (18) simplex outlets, (18) USB-A+C ports, (4) Modular AV Inserts/Plates Replaces USB-A+C ports |
| 144"-156" Tables | -LPP8C | \$9,144 | |
| 168"-240" Tables | -LPP10C | \$12,436 | |
| For USB-C+C | Add -USB-DualC | No Charge | |
| Field-Wired Option: | | | |
| 72"-132" Tables | Add -FW | DEDUCT \$1,945 | Some local electrical codes may require hardwiring of components and may not allow the use of standard modular power systems. A junction box will be provided when ordering the -FW option |
| 144"-156" Tables | Add -FW | DEDUCT \$2,378 | |
| 168"-240" Tables | Add -FW | DEDUCT \$2,913 | |
| Other Power and Data Options: | See pages 204-213 | | |



-CRV or -CRP

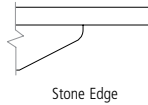


-CRV or -CRP



STONE / QUARTZ TOP WITH SQUARE EDGE

EDGE PROFILE



Stone Edge

GENERAL INFORMATION

- Tops are 2cm thick, cantilevered 3" over a 2" built-up edge subtop
- When Absolute Black Granite stone is specified, the subtop will be painted in Galaxy (S8007)
- When Carrara Marble, Quartz Carrara Codena, or Quartz Serene stone is specified, the subtop will be painted in Cloud (S8004)
- Stone and Solid Surface Material: Despite its reputation for durability, natural stone can easily be broken during handling and/or installation if proper techniques are not followed. In addition, Nucraft is not responsible for the installation of natural stone or solid surface materials on its products. Therefore, installers specifically trained in the installation of these materials must be utilized to ensure a quality installation. Nucraft shall not be liable for any damages incurred during the handling and/or installation of natural stone or solid surface materials on its products.
- Steel lattice frame replaces the beam structure Seating capacity based on 27" per person
- Overall table height 29.5"
- T-Base combination finish includes a Polished Chrome foot and Powder Coat vertical column
- Beam finish will match Metal Finish selection. If no Metal Finish is selected, beams will be Foil.
- If Polished Chrome Finish is specified on the T-Base or Hoop Base, the beams will be Foil.
- Tables with three Hoop or T-Bases will default to the same base style for all three bases. An alternate Center Column Base may also be specified above.
- One wire manager included with the Hoop Base table (regardless of table size). Can be adhered to the leg and will default to the finish of the leg. Wire manager on veneer Hoop Bases will be veneered to match the base veneer option. If additional wire management channels are required, they can be purchased separately at the end of the price list.
- Rectangle, Expandable Rectangle, Tapered, Rounded Rectangle, Metal T-Base, Panel, Island, and Center Column bases include a removable access panel
- Tapered and Rounded Rectangle bases standard with a metal trim detail
- Veneer Hoop Base finish will match Top veneer finish
- Upholstery option is applied on the Rounded Rectangle outer base shell or Tapered Base end panel. For COM fabrics, yardage requirement is 1 yard per base.
- Center Wire Chase available on two base tables for more robust wire management needs. See page 213.
- On Tapered base tables with center bases, the center base will default to the finish selections specified for the end bases. Metal finish on center bases will default to the finish selection on the end base.
- On Rounded Rectangle base tables with center bases, both sides of the center base will default to the finish selection specified for the inner shell of the end bases. Metal finish on center base will default to finish selection specified for end base.
- If a powder coat finish is not selected for the Low Profile Perimeter Power, the finish will match the beam metal finish (Foil is the default when Clear Anodized is selected)

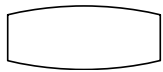
REQUIRED INFORMATION (ORDER CANNOT BE ENTERED WITHOUT THIS INFORMATION)

See appendix pages vi-xii for surface material options.

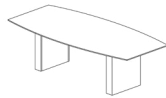
- Choose Stone
- Choose Veneer Finish, if Veneer base specified
- Choose Laminate Finish, if Laminate base specified
- Choose Fenix Finish, if Fenix base specified
- Choose Paint Finish, if Painted base or paint option specified
- Choose Metal Finish. Clear Anodized (-CA), GoldMatt Anodized (-GMA), Antique Brass Anodized (-ABA) and Light Bronze Anodized (-LBA) not available on T-Base or Hoop Base.
- Choose Powder Coat Finish, if Low Profile Perimeter Power is selected
- Choose Metal Finish for base trim detail, if Tapered or Rounded Rectangle Bases specified
- Choose Upholstery, if Upholstery Base Option specified
- Choose Acrylic Finish, if Acrylic Base Option specified



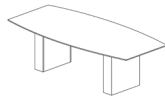
STONE / QUARTZ TOP WITH SQUARE EDGE



BOAT TOP



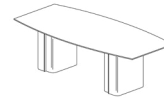
Rectangle Base



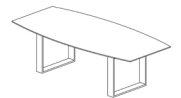
Column Base



Tapered Base



Rounded Rectangle Base



Hoop Base

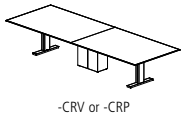
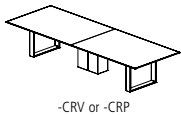
| BOAT TABLES | | | | | | RECTANGLE BASE | | COLUMN BASE | | TAPERED BASE | | | |
|--------------|-------------|----------|------------------|----------------|------------------|----------------|--------|-------------|--------|--------------|---------|--------|--------|
| | | | | | | Painted | Veneer | Painted | Veneer | Laminate | Painted | Veneer | Finex |
| MODEL # | L x W | BASE QTY | SUB-TOP SECTIONS | STONE SECTIONS | SEATING CAPACITY | -PR | -VR | -PC | -VC | -LTP | -PTP | -VTP | -FTP |
| FWNB-8444-S | 84 x 32/44 | 2 | 1 | 1 | 8 | 15,869 | 16,814 | 16,814 | 17,812 | 19,116 | 19,116 | 20,101 | 19,208 |
| FWNB-10848-S | 108 x 36/48 | 2 | 1 | 2 | 10 | 20,341 | 21,391 | 21,391 | 22,499 | 23,947 | 23,947 | 25,039 | 24,050 |
| FWNB-14454-S | 144 x 36/54 | 3 | 2 | 2 | 12 | 34,171 | 36,045 | 36,045 | 38,024 | 34,075 | 34,075 | 35,376 | 34,198 |
| FWNB-16860-S | 168 x 42/60 | 3 | 2 | 4 | 14 | 44,041 | 46,034 | 46,034 | 48,141 | 50,894 | 50,894 | 52,971 | 51,090 |
| FWNB-19272-S | 192 x 54/72 | 3 | 4 | 4 | 18 | 62,498 | 64,614 | 64,614 | 66,847 | 66,788 | 66,788 | 70,006 | 67,056 |
| FWNB-20472-S | 204 x 54/72 | 3 | 4 | 4 | 18 | 67,805 | 70,006 | 70,006 | 72,331 | 72,269 | 72,269 | 75,616 | 72,548 |
| FWNB-21672-S | 216 x 54/72 | 3 | 4 | 4 | 20 | 72,294 | 74,548 | 74,548 | 76,929 | 76,866 | 76,866 | 80,295 | 77,152 |
| FWNB-22872-S | 228 x 54/72 | 4 | 4 | 5 | 20 | 81,176 | 84,212 | 84,212 | 87,416 | 80,462 | 80,462 | 83,924 | 80,750 |
| FWNB-24072-S | 240 x 54/72 | 4 | 4 | 5 | 20 | 84,991 | 88,059 | 88,059 | 91,302 | 84,267 | 84,267 | 87,768 | 84,559 |

| BOAT TABLES | | | | | | ROUNDED RECTANGLE BASE | | | HOOP BASE | |
|--------------|-------------|----------|------------------|----------------|------------------|------------------------|---------|--------|-----------|--------|
| | | | | | | Laminate | Painted | Veneer | Metal | Veneer |
| MODEL # | L x W | BASE QTY | SUB-TOP SECTIONS | STONE SECTIONS | SEATING CAPACITY | -LRR | -PRR | -VRR | -HP | -VHP |
| FWNB-8444-S | 84 x 32/44 | 2 | 1 | 1 | 8 | 19,755 | 19,755 | 20,765 | - | - |
| FWNB-10848-S | 108 x 36/48 | 2 | 1 | 2 | 10 | 24,655 | 24,655 | 25,778 | 21,391 | 25,942 |
| FWNB-14454-S | 144 x 36/54 | 3 | 2 | 2 | 12 | 34,920 | 34,920 | 36,256 | 36,045 | 44,174 |
| FWNB-16860-S | 168 x 42/60 | 3 | 2 | 4 | 14 | 52,242 | 52,242 | 54,377 | 46,034 | 54,684 |
| FWNB-19272-S | 192 x 54/72 | 3 | 4 | 4 | 18 | 68,992 | 68,992 | 72,298 | 64,614 | 72,329 |
| FWNB-20472-S | 204 x 54/72 | 3 | 4 | 4 | 18 | 74,562 | 74,562 | 78,002 | 70,006 | 78,033 |
| FWNB-21672-S | 216 x 54/72 | 3 | 4 | 4 | 20 | 79,216 | 79,216 | 82,741 | 74,548 | 82,772 |
| FWNB-22872-S | 228 x 54/72 | 4 | 4 | 5 | 20 | 82,833 | 82,833 | 86,391 | 84,212 | 95,280 |
| FWNB-24072-S | 240 x 54/72 | 4 | 4 | 5 | 20 | 86,665 | 86,665 | 90,264 | 88,059 | 99,255 |



STONE / QUARTZ TOP WITH SQUARE EDGE

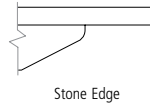
| BASE OPTIONS | CODE | PRICE | NOTES |
|--|---|-----------------------|--|
| Metal Trim Finish Options: | | | |
| Powder Coat | No Code | No Charge | Tapered and Rounded Rectangle Bases are standard with a metal trim detail in either Powder Coat or Clear Anodized. Other finishes available at an upcharge. |
| Clear Anodized | -CA | No Charge | |
| GoldMatt Anodized | -GMA | \$941 | |
| Antique Brass Anodized | -ABA | \$941 | |
| Light Bronze Anodized | -LBA | \$471 | |
| High Polish Finish | -HPF | \$554 | |
| Upholstered Base Option: | | | |
| | | -COM | -A -B -C -D -E -F -G |
| Upholstered Base, 44", 48", 50" Wide Tables | -UPH-48 | \$1,045 | \$1,359 \$1,463 \$1,568 \$1,672 \$2,404 \$2,822 \$3,031 |
| Upholstered Base, 54" Wide Table | -UPH-54 | \$1,045 | \$1,411 \$1,516 \$1,550 \$1,725 \$2,508 \$2,926 \$3,135 |
| Upholstered Base, 60" Wide Table | -UPH-60 | \$1,045 | \$1,463 \$1,568 \$1,672 \$1,777 \$2,717 \$3,135 \$3,344 |
| Upholstered Base, 72" Wide Table | -UPH-72 | \$1,045 | \$1,672 \$1,777 \$1,881 \$1,986 \$3,658 \$4,076 \$4,285 |
| Acrylic Base Option: | | | |
| Acrylic, 44", 48", 50" Wide Tables | -ACR-48 | \$2,000 | Acrylic option applied to end/inner panels of Tapered Bases only. |
| Acrylic, 54" Wide Table | -ACR-54 | \$2,400 | |
| Acrylic, 60" Wide Table | -ACR-60 | \$2,600 | |
| Acrylic, 72" Wide Table | -ACR-72 | \$3,100 | |
| Paint Option: | | | |
| Veneer Rounded Rectangle Base Inner Shell | -PVRR | DEDUCT \$471 | Paint option on Veneer Rounded Rectangle Base Inner Shell |
| Laminate Rounded Rectangle Base Inner Shell | -PLRR | No Charge | Paint option on Laminate Rounded Rectangle Base Inner Shell |
| Fenix Tapered Base End/Inner Panels | -PFTP | DEDUCT \$471 | Paint option on Fenix Tapered Base End/Inner Panels |
| Veneer Tapered Base End/Inner Panels | -PVTP | DEDUCT \$471 | Paint option on Veneer Tapered Base End/Inner Panels |
| Laminate Tapered Base End/Inner Panels | -PLTP | No Charge | Paint option on Laminate Tapered Base End/Inner Panels |
| Center Column Base Finish Options: | | | |
| Painted Center Column Base* | -CRP | No Charge | To replace existing middle base (Hoop Base and T-Base only) |
| Veneer Center Column Base* | -CRV | No Charge | |
| Polished Chrome Finish Options: | | | |
| Polished Chrome Hoop Base (2 base tables) | -PCHP2 | \$2,768 | *When specifying -CRV or -CRP in conjunction with a Polished Chrome finish on Hoop Base or T-Base tables with 3 bases, use the upcharge code and pricing for 2 base tables (-PCHP2 or -PCTB2). |
| Polished Chrome Hoop Base (3 base tables) | -PCHP3 | \$4,149 | |
| Polished Chrome Hoop Base (4 base tables) | -PCHP4 | \$5,218 | |
| TOP OPTIONS | | | |
| Multi-Section Tops: | | | |
| 102", 108", 114" and 120" one-piece tops split into two sections | Specify -2 | \$824 | Power Matrix (center of table location only) cannot be specified when this option is selected |
| POWER OPTIONS | | | |
| Low Profile Perimeter Power Option: | | | |
| 72"-132" Tables | -LPP6C | \$6,532 | See page 29 for location information (10) simplex outlets, (10) USB-A+C ports, (4) Modular AV Inserts/Plates (14) simplex outlets, (14) USB-A+C ports, (4) Modular AV Inserts/Plates (18) simplex outlets, (18) USB-A+C ports, (4) Modular AV Inserts/Plates Replaces USB-A+C ports |
| 144"-156" Tables | -LPP8C | \$9,144 | |
| 168"-240" Tables For USB-C+C | -LPP10C Add -USB-DualC | \$12,436 No Charge | |
| Field-Wired Option: | | | |
| 72"-132" Tables | Add -FW | DEDUCT \$1,945 | Some local electrical codes may require hardwiring of components and may not allow the use of standard modular power systems. A junction box will be provided when ordering the -FW option |
| 144"-156" Tables | Add -FW | DEDUCT \$2,378 | |
| 168"-240" Tables | Add -FW | DEDUCT \$2,913 | |
| Other Power and Data Options: See pages 204-213 | | | |





STONE / QUARTZ TOP WITH SQUARE EDGE

EDGE PROFILE



Stone Edge

GENERAL INFORMATION

- Tops are 2cm thick, cantilevered 3" over a 2" built-up edge subtop
- When Absolute Black Granite stone is specified, the subtop will be painted in Galaxy (S8007)
- When Carrara Marble, Quartz Carrara Codena, or Quartz Serene stone is specified, the subtop will be painted in Cloud (S8004)
- Stone and Solid Surface Material: Despite its reputation for durability, natural stone can easily be broken during handling and/or installation if proper techniques are not followed. In addition, Nucraft is not responsible for the installation of natural stone or solid surface materials on its products. Therefore, installers specifically trained in the installation of these materials must be utilized to ensure a quality installation. Nucraft shall not be liable for any damages incurred during the handling and/or installation of natural stone or solid surface materials on its products.
- Steel lattice frame replaces the beam structure Seating capacity based on 27" per person
- Overall table height 29.5"
- T-Base combination finish includes a Polished Chrome foot and Powder Coat vertical column
- Beam finish will match Metal Finish selection. If no Metal Finish is selected, beams will be Foil.
- If Polished Chrome Finish is specified on the T-Base or Hoop Base, the beams will be Foil.
- Tables with three Hoop or T-Bases will default to the same base style for all three bases. An alternate Center Column Base may also be specified above.
- One wire manager included with the Hoop Base table (regardless of table size). Can be adhered to the leg and will default to the finish of the leg. Wire manager on veneer Hoop Bases will be veneered to match the base veneer option. If additional wire management channels are required, they can be purchased separately at the end of the price list.
- Rectangle, Expandable Rectangle, Tapered, Rounded Rectangle, Metal T-Base, Panel, Island, and Center Column bases include a removable access panel
- Tapered and Rounded Rectangle bases standard with a metal trim detail
- Veneer Hoop Base finish will match Top veneer finish
- Upholstery option is applied on the Rounded Rectangle outer base shell or Tapered Base end panel. For COM fabrics, yardage requirement is 1 yard per base.
- Center Wire Chase available on two base tables for more robust wire management needs. See page 213.
- On Tapered base tables with center bases, the center base will default to the finish selections specified for the end bases. Metal finish on center bases will default to the finish selection on the end base.
- On Rounded Rectangle base tables with center bases, both sides of the center base will default to the finish selection specified for the inner shell of the end bases. Metal finish on center base will default to finish selection specified for end base.
- If a powder coat finish is not selected for the Low Profile Perimeter Power, the finish will match the beam metal finish (Foil is the default when Clear Anodized is selected)

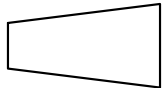
REQUIRED INFORMATION (ORDER CANNOT BE ENTERED WITHOUT THIS INFORMATION)

See appendix pages vi-xii for surface material options.

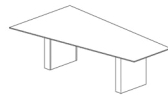
- Choose Stone
- Choose Veneer Finish, if Veneer base specified
- Choose Laminate Finish, if Laminate base specified
- Choose Fenix Finish, if Fenix base specified
- Choose Paint Finish, if Painted base or paint option specified
- Choose Metal Finish. Clear Anodized (-CA), GoldMatt Anodized (-GMA), Antique Brass Anodized (-ABA) and Light Bronze Anodized (-LBA) not available on T-Base or Hoop Base.
- Choose Powder Coat Finish, if Low Profile Perimeter Power is selected
- Choose Metal Finish for base trim detail, if Tapered or Rounded Rectangle Bases specified
- Choose Upholstery, if Upholstery Base Option specified
- Choose Acrylic Finish, if Acrylic Base Option specified



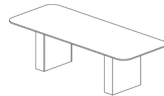
STONE / QUARTZ TOP WITH SQUARE EDGE



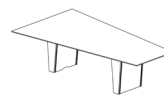
SIGHT LINE TOP



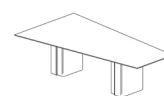
Rectangle Base



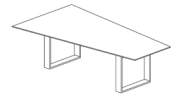
Column Base



Tapered Base



Rounded Rectangle Base



Hoop Base

SIGHT LINE TABLES

| MODEL # | L x W | BASE QTY | SUB-TOP SECTIONS | STONE SECTIONS | SEATING CAPACITY | RECTANGLE BASE | | COLUMN BASE | | TAPERED BASE | | | |
|--------------|-------------|----------|------------------|----------------|------------------|----------------|--------|-------------|--------|--------------|---------|--------|--------|
| | | | | | | Painted | Veneer | Painted | Veneer | Laminate | Painted | Veneer | Finex |
| | | | | | | -PR | -VR | -PC | -VC | -LTP | -PTP | -VTP | -FTP |
| FWNA-8458-S | 84 x 36/58 | 2 | 1 | 2 | 9 | 19,344 | 20,383 | 20,383 | 21,481 | 22,916 | 22,916 | 23,999 | 23,019 |
| FWNA-10860-S | 108 x 36/60 | 2 | 1 | 2 | 11 | 24,686 | 25,840 | 25,840 | 27,059 | 28,653 | 28,653 | 29,855 | 28,766 |
| FWNA-13268-S | 132 x 36/68 | 3 | 3 | 3 | 11 | 43,525 | 45,537 | 45,537 | 47,664 | 43,421 | 43,421 | 44,819 | 43,554 |
| FWNA-15672-S | 156 x 36/72 | 3 | 3 | 3 | 13 | 54,519 | 56,635 | 56,635 | 58,868 | 61,788 | 61,788 | 63,992 | 61,995 |
| FWNA-16876-S | 168 x 36/76 | 3 | 3 | 4 | 15 | 57,245 | 59,300 | 59,300 | 61,469 | 64,305 | 64,305 | 66,446 | 64,507 |
| FWNA-18078-S | 180 x 36/78 | 3 | 3 | 4 | 15 | 60,861 | 62,915 | 62,915 | 65,085 | 67,920 | 67,920 | 70,061 | 68,124 |
| FWNA-19278-S | 192 x 36/78 | 3 | 4 | 4 | 17 | 63,625 | 65,680 | 65,680 | 67,849 | 67,792 | 67,792 | 70,918 | 68,053 |
| FWNA-20478-S | 204 x 36/78 | 3 | 4 | 4 | 17 | 69,088 | 71,227 | 71,227 | 73,485 | 73,425 | 73,425 | 76,676 | 73,696 |
| FWNA-21678-S | 216 x 36/78 | 3 | 4 | 4 | 19 | 73,723 | 75,912 | 75,912 | 78,225 | 78,164 | 78,164 | 81,495 | 78,442 |
| FWNA-22878-S | 228 x 36/78 | 4 | 4 | 5 | 19 | 82,580 | 85,527 | 85,527 | 88,641 | 81,885 | 81,885 | 85,248 | 82,165 |
| FWNA-24078-S | 240 x 36/78 | 4 | 4 | 5 | 19 | 86,525 | 89,507 | 89,507 | 92,656 | 85,823 | 85,823 | 89,223 | 86,105 |

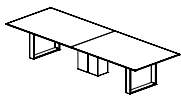
SIGHT LINE TABLES

| MODEL # | L x W | BASE QTY | SUB-TOP SECTIONS | STONE SECTIONS | SEATING CAPACITY | ROUNDED RECTANGLE BASE | | | HOOP BASE | | |
|--------------|-------------|----------|------------------|----------------|------------------|------------------------|---------|--------|-----------|--------|---------|
| | | | | | | Laminate | Painted | Veneer | Metal | Veneer | |
| | | | | | | -LRR | -PRR | -VRR | -HP | -VHP | |
| FWNA-8458-S | 84 x 36/58 | 2 | 1 | 2 | 9 | | 23,618 | 23,618 | 24,730 | 20,383 | 24,891 |
| FWNA-10860-S | 108 x 36/60 | 2 | 1 | 2 | 11 | | 29,432 | 29,432 | 30,667 | 25,840 | 30,847 |
| FWNA-13268-S | 132 x 36/68 | 3 | 3 | 3 | 11 | | 44,328 | 44,328 | 45,764 | 45,537 | 54,269 |
| FWNA-15672-S | 156 x 36/72 | 3 | 3 | 3 | 13 | | 63,216 | 63,216 | 65,480 | 56,635 | 64,349 |
| FWNA-16876-S | 168 x 36/76 | 3 | 3 | 4 | 15 | | 65,693 | 65,693 | 67,894 | 59,300 | 66,793 |
| FWNA-18078-S | 180 x 36/78 | 3 | 3 | 4 | 15 | | 69,309 | 69,309 | 71,509 | 62,915 | 70,409 |
| FWNA-19278-S | 192 x 36/78 | 3 | 4 | 4 | 17 | | 69,933 | 69,933 | 73,145 | 65,680 | 73,174 |
| FWNA-20478-S | 204 x 36/78 | 3 | 4 | 4 | 17 | | 75,652 | 75,652 | 78,995 | 71,227 | 79,026 |
| FWNA-21678-S | 216 x 36/78 | 3 | 4 | 4 | 19 | | 80,447 | 80,447 | 83,870 | 75,912 | 83,901 |
| FWNA-22878-S | 228 x 36/78 | 4 | 4 | 5 | 19 | | 84,189 | 84,189 | 87,645 | 85,527 | 96,281 |
| FWNA-24078-S | 240 x 36/78 | 4 | 4 | 5 | 19 | | 88,152 | 88,152 | 91,648 | 89,507 | 100,382 |

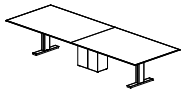


STONE / QUARTZ TOP WITH SQUARE EDGE

| BASE OPTIONS | CODE | PRICE | NOTES |
|--|-----------------------|----------------|--|
| Metal Trim Finish Options: | | | |
| Powder Coat | No Code | No Charge | Tapered and Rounded Rectangle Bases are standard with a metal trim detail in either Powder Coat or Clear Anodized. Other finishes available at an upcharge. |
| Clear Anodized | -CA | No Charge | |
| GoldMatt Anodized | -GMA | \$941 | |
| Antique Brass Anodized | -ABA | \$941 | |
| Light Bronze Anodized | -LBA | \$471 | |
| High Polish Finish | -HPF | \$554 | |
| Upholstered Base Option: | | | |
| | | -COM | -A -B -C -D -E -F -G |
| Upholstered Base, 54", 56", 58" Wide Tables | -UPH-48 | \$1,045 | \$1,359 \$1,463 \$1,568 \$1,672 \$2,404 \$2,822 \$3,031 |
| Upholstered Base, 60" Wide Table | -UPH-54 | \$1,045 | \$1,411 \$1,516 \$1,550 \$1,725 \$2,508 \$2,926 \$3,135 |
| Upholstered Base, 66", 68" Wide Tables | -UPH-60 | \$1,045 | \$1,463 \$1,568 \$1,672 \$1,777 \$2,717 \$3,135 \$3,344 |
| Upholstered Base, 70", 72" Wide Tables | -UPH-66 | \$1,045 | \$1,568 \$1,672 \$1,777 \$1,881 \$3,135 \$3,553 \$3,762 |
| Upholstered Base, 76", 78" Wide Tables | -UPH-72 | \$1,045 | \$1,672 \$1,777 \$1,881 \$1,986 \$3,658 \$4,076 \$4,285 |
| Acrylic Base Option: | | | |
| Acrylic, 54", 56", 58" Wide Tables | -ACR-48 | \$2,000 | Acrylic option applied to end/inner panels of Tapered Bases only. |
| Acrylic, 60" Wide Table | -ACR-54 | \$2,400 | |
| Acrylic, 66", 68" Wide Tables | -ACR-60 | \$2,600 | |
| Acrylic, 70", 72" Wide Tables | -ACR-66 | \$2,800 | |
| Acrylic, 76", 78" Wide Tables | -ACR-72 | \$3,100 | |
| Paint Option: | | | |
| Veneer Rounded Rectangle Base Inner Shell | -PVRR | DEDUCT \$471 | Paint option on Veneer Rounded Rectangle Base Inner Shell |
| Laminate Rounded Rectangle Base Inner Shell | -PLRR | No Charge | Paint option on Laminate Rounded Rectangle Base Inner Shell |
| Fenix Tapered Base End/Inner Panels | -PFTP | DEDUCT \$471 | Paint option on Fenix Tapered Base End/Inner Panels |
| Veneer Tapered Base End/Inner Panels | -PVTP | DEDUCT \$471 | Paint option on Veneer Tapered Base End/Inner Panels |
| Laminate Tapered Base End/Inner Panels | -PLTP | No Charge | Paint option on Laminate Tapered Base End/Inner Panels |
| Center Column Base Finish Options: | | | |
| Painted Center Column Base* | -CRP | No Charge | To replace existing middle base (Hoop Base and T-Base only) |
| Veneer Center Column Base* | -CRV | No Charge | |
| Polished Chrome Finish Options: | | | |
| Polished Chrome Hoop Base (2 base tables) | -PCHP2 | \$2,768 | *When specifying -CRV or -CRP in conjunction with a Polished Chrome finish on Hoop Base or T-Base tables with 3 bases, use the upcharge code and pricing for 2 base tables (-PCHP2 or -PCTB2). |
| Polished Chrome Hoop Base (3 base tables) | -PCHP3 | \$4,149 | |
| Polished Chrome Hoop Base (4 base tables) | -PCHP4 | \$5,218 | |
| TOP OPTIONS | | | |
| Multi-Section Tops: | | | |
| 102", 108", 114" and 120" one-piece tops split into two sections | Specify -2 | \$824 | Power Matrix (center of table location only) cannot be specified when this option is selected |
| POWER OPTIONS | | | |
| Low Profile Perimeter Power Option: | | | |
| 72"-132" Tables | -LPP6C | \$6,532 | See page 29 for location information (10) simplex outlets, (10) USB-A+C ports, (4) Modular AV Inserts/Plates (14) simplex outlets, (14) USB-A+C ports, (4) Modular AV Inserts/Plates (18) simplex outlets, (18) USB-A+C ports, (4) Modular AV Inserts/Plates Replaces USB-A+C ports |
| 144"-156" Tables | -LPP8C | \$9,144 | |
| 168"-240" Tables | -LPP10C | \$12,436 | |
| For USB-C+C | Add -USB-DualC | No Charge | |
| Field-Wired Option: | | | |
| 72"-132" Tables | Add -FW | DEDUCT \$1,945 | Some local electrical codes may require hardwiring of components and may not allow the use of standard modular power systems. A junction box will be provided when ordering the -FW option |
| 144"-156" Tables | Add -FW | DEDUCT \$2,378 | |
| 168"-240" Tables | Add -FW | DEDUCT \$2,913 | |
| Other Power and Data Options: See pages 204-213 | | | |



-CRV or -CRP

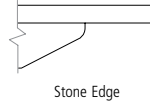


-CRV or -CRP



STONE / QUARTZ TOP WITH SQUARE EDGE

EDGE PROFILE



GENERAL INFORMATION

- Tops are 2cm thick, cantilevered 3" over a 2" built-up edge subtop
- When Absolute Black Granite stone is specified, the subtop will be painted in Galaxy (S8007)
- When Carrara Marble, Quartz Carrara Codena, or Quartz Serene stone is specified, the subtop will be painted in Cloud (S8004)
- Stone and Solid Surface Material: Despite its reputation for durability, natural stone can easily be broken during handling and/or installation if proper techniques are not followed. In addition, Nucraft is not responsible for the installation of natural stone or solid surface materials on its products. Therefore, installers specifically trained in the installation of these materials must be utilized to ensure a quality installation. Nucraft shall not be liable for any damages incurred during the handling and/or installation of natural stone or solid surface materials on its products.
- Steel lattice frame replaces the beam structure Seating capacity based on 27" per person
- Overall table height 29.5"
- T-Base combination finish includes a Polished Chrome foot and Powder Coat vertical column
- Beam finish will match Metal Finish selection. If no Metal Finish is selected, beams will be Foil.
- If Polished Chrome Finish is specified on the T-Base or Hoop Base, the beams will be Foil.
- Tables with three Hoop or T-Bases will default to the same base style for all three bases. An alternate Center Column Base may also be specified above.
- One wire manager included with the Hoop Base table (regardless of table size). Can be adhered to the leg and will default to the finish of the leg. Wire manager on veneer Hoop Bases will be veneered to match the base veneer option. If additional wire management channels are required, they can be purchased separately at the end of the price list.
- Rectangle, Expandable Rectangle, Tapered, Rounded Rectangle, Metal T-Base, Panel, Island, and Center Column bases include a removable access panel
- Tapered and Rounded Rectangle bases standard with a metal trim detail
- Veneer Hoop Base finish will match Top veneer finish
- Upholstery option is applied on the Rounded Rectangle outer base shell or Tapered Base end panel. For COM fabrics, yardage requirement is 1 yard per base.
- Center Wire Chase available on two base tables for more robust wire management needs. See page 213.
- On Tapered base tables with center bases, the center base will default to the finish selections specified for the end bases. Metal finish on center bases will default to the finish selection on the end base.
- On Rounded Rectangle base tables with center bases, both sides of the center base will default to the finish selection specified for the inner shell of the end bases. Metal finish on center base will default to finish selection specified for end base.
- If a powder coat finish is not selected for the Low Profile Perimeter Power, the finish will match the beam metal finish (Foil is the default when Clear Anodized is selected)
- Low Profile Perimeter Power option is not available on tables with Panel (-PP & -VP) and Hoop (-HP & -VHP) bases


REQUIRED INFORMATION (ORDER CANNOT BE ENTERED WITHOUT THIS INFORMATION)

See appendix pages vi-xii for surface material options.

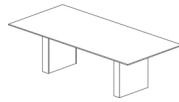
- Choose Stone
- Choose Veneer Finish, if Veneer base specified
- Choose Laminate Finish, if Laminate base specified
- Choose Fenix Finish, if Fenix base specified
- Choose Paint Finish, if Painted base or paint option specified
- Choose Metal Finish. Clear Anodized (-CA), GoldMatt Anodized (-GMA), Antique Brass Anodized (-ABA) and Light Bronze Anodized (-LBA) not available on T-Base or Hoop Base.
- Choose Powder Coat Finish, if Low Profile Perimeter Power is selected
- Choose Metal Finish for base trim detail, if Tapered or Rounded Rectangle Bases specified
- Choose Upholstery, if Upholstery Base Option specified
- Choose Acrylic Finish, if Acrylic Base Option specified



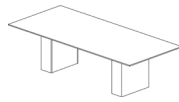
STONE / QUARTZ TOP WITH FULL BULLNOSE EDGE



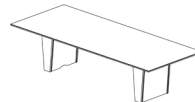
RECTANGLE TOP



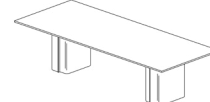
Rectangle Base



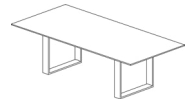
Column Base



Tapered Base



Rounded Rectangle Base



Hoop Base

RECTANGLE TABLES

| MODEL # | L x W | BASE QTY | SUB-TOP SECTIONS | STONE SECTIONS | SEATING CAPACITY | RECTANGLE BASE | | COLUMN BASE | | TAPERED BASE | | | |
|---------------|----------|----------|------------------|----------------|------------------|----------------|--------|-------------|--------|--------------|---------|--------|--------|
| | | | | | | Painted | Veneer | Painted | Veneer | Laminate | Painted | Veneer | Finex |
| | | | | | | -PR | -VR | -PC | -VC | -LTP | -PTP | -VTP | -FTP |
| FWNT-8442-SB | 84 x 42 | 2 | 1 | 1 | 8 | 15,556 | 16,498 | 16,498 | 17,490 | - | - | - | - |
| FWNT-8448-SB | 84 x 48 | 2 | 1 | 1 | 8 | 16,852 | 17,825 | 17,825 | 18,853 | - | - | - | - |
| FWNT-9648-SB | 96 x 48 | 2 | 1 | 2 | 8 | 18,786 | 19,810 | 19,810 | 20,892 | - | - | - | - |
| FWNT-10848-SB | 108 x 48 | 2 | 1 | 2 | 10 | 20,951 | 22,033 | 22,033 | 23,174 | - | - | - | - |
| FWNT-12048-SB | 120 x 48 | 2 | 1 | 2 | 10 | 23,233 | 24,370 | 24,370 | 25,571 | 27,141 | 27,141 | 28,326 | 27,254 |
| FWNT-12054-SB | 120 x 54 | 2 | 1 | 2 | 12 | 25,589 | 26,775 | 26,775 | 28,031 | - | - | - | - |
| FWNT-14448-SB | 144 x 48 | 3 | 2 | 2 | 12 | 32,053 | 33,901 | 33,901 | 35,854 | 31,959 | 31,959 | 33,242 | 32,079 |
| FWNT-14454-SB | 144 x 54 | 3 | 2 | 2 | 14 | 35,196 | 37,126 | 37,126 | 39,165 | - | - | - | - |
| FWNT-14460-SB | 144 x 60 | 3 | 2 | 3 | 14 | 38,878 | 40,911 | 40,911 | 43,059 | 38,773 | 38,773 | 40,187 | 38,908 |
| FWNT-15648-SB | 156 x 48 | 3 | 2 | 3 | 14 | 35,886 | 37,753 | 37,753 | 39,727 | - | - | - | - |
| FWNT-15654-SB | 156 x 54 | 3 | 2 | 3 | 14 | 39,363 | 41,313 | 41,313 | 43,371 | 46,063 | 46,063 | 48,096 | 46,257 |
| FWNT-15660-SB | 156 x 60 | 3 | 2 | 3 | 14 | 43,438 | 45,491 | 45,491 | 47,661 | - | - | - | - |
| FWNT-16854-SB | 168 x 54 | 3 | 2 | 3 | 16 | 41,044 | 42,996 | 42,996 | 45,054 | 47,746 | 47,746 | 49,779 | 47,938 |
| FWNT-16860-SB | 168 x 60 | 3 | 2 | 4 | 16 | 45,363 | 47,415 | 47,415 | 49,585 | 52,421 | 52,421 | 54,561 | 52,622 |
| FWNT-18054-SB | 180 x 54 | 3 | 2 | 3 | 16 | 42,727 | 44,676 | 44,676 | 46,737 | - | - | - | - |
| FWNT-18060-SB | 180 x 60 | 3 | 2 | 4 | 16 | 47,287 | 49,340 | 49,340 | 51,509 | 54,345 | 54,345 | 56,485 | 54,547 |
| FWNT-19254-SB | 192 x 54 | 3 | 2 | 3 | 18 | 44,409 | 46,359 | 46,359 | 48,420 | 50,837 | 50,837 | 53,392 | 51,056 |
| FWNT-19260-SB | 192 x 60 | 3 | 2 | 4 | 18 | 49,211 | 51,264 | 51,264 | 53,433 | - | - | - | - |
| FWNT-20454-SB | 204 x 54 | 3 | 2 | 3 | 18 | 47,965 | 49,994 | 49,994 | 52,138 | 54,653 | 54,653 | 57,311 | 54,881 |
| FWNT-20460-SB | 204 x 60 | 3 | 2 | 4 | 18 | 53,212 | 55,350 | 55,350 | 57,606 | 60,256 | 60,256 | 63,056 | 60,497 |
| FWNT-21654-SB | 216 x 54 | 3 | 2 | 3 | 20 | 50,928 | 53,006 | 53,006 | 55,201 | 57,778 | 57,778 | 60,501 | 58,013 |
| FWNT-21660-SB | 216 x 60 | 3 | 2 | 4 | 20 | 56,562 | 58,751 | 58,751 | 61,063 | 63,778 | 63,778 | 66,646 | 64,023 |
| FWNT-22854-SB | 228 x 54 | 4 | 2 | 4 | 20 | 58,138 | 60,936 | 60,936 | 63,893 | 60,139 | 60,139 | 62,888 | 60,375 |
| FWNT-22860-SB | 228 x 60 | 4 | 2 | 5 | 20 | 64,348 | 67,294 | 67,294 | 70,407 | 66,454 | 66,454 | 69,349 | 66,703 |
| FWNT-24054-SB | 240 x 54 | 4 | 2 | 4 | 20 | 60,628 | 63,458 | 63,458 | 66,448 | 62,651 | 62,651 | 65,431 | 62,890 |
| FWNT-24060-SB | 240 x 60 | 4 | 2 | 5 | 20 | 67,170 | 70,150 | 70,150 | 73,298 | 69,300 | 69,300 | 72,228 | 69,553 |

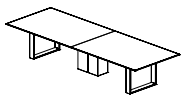
RECTANGLE TABLES

| MODEL # | L x W | BASE QTY | SUB-TOP SECTIONS | STONE SECTIONS | SEATING CAPACITY | ROUNDED RECTANGLE BASE | | | HOOP BASE | |
|---------------|----------|----------|------------------|----------------|------------------|------------------------|---------|--------|-----------|--------|
| | | | | | | Laminate | Painted | Veneer | Metal | Veneer |
| | | | | | | -LRR | -PRR | -VRR | -HP | -VHP |
| FWNT-8442-SB | 84 x 42 | 2 | 1 | 1 | 8 | - | - | - | 16,498 | - |
| FWNT-8448-SB | 84 x 48 | 2 | 1 | 1 | 8 | - | - | - | 17,825 | - |
| FWNT-9648-SB | 96 x 48 | 2 | 1 | 2 | 8 | - | - | - | 19,810 | - |
| FWNT-10848-SB | 108 x 48 | 2 | 1 | 2 | 10 | - | - | - | 22,033 | - |
| FWNT-12048-SB | 120 x 48 | 2 | 1 | 2 | 10 | 27,910 | 27,910 | 29,127 | 24,370 | 29,305 |
| FWNT-12054-SB | 120 x 54 | 2 | 1 | 2 | 12 | - | - | - | 26,775 | - |
| FWNT-14448-SB | 144 x 48 | 3 | 2 | 2 | 12 | 32,791 | 32,791 | 34,110 | 33,901 | 41,918 |
| FWNT-14454-SB | 144 x 54 | 3 | 2 | 2 | 14 | - | - | - | 37,126 | - |
| FWNT-14460-SB | 144 x 60 | 3 | 2 | 3 | 14 | 39,691 | 39,691 | 41,141 | 40,911 | 49,731 |
| FWNT-15648-SB | 156 x 48 | 3 | 2 | 3 | 14 | - | - | - | 37,753 | - |
| FWNT-15654-SB | 156 x 54 | 3 | 2 | 3 | 14 | 47,382 | 47,382 | 49,470 | 41,313 | 49,771 |
| FWNT-15660-SB | 156 x 60 | 3 | 2 | 3 | 14 | - | - | - | 45,491 | - |
| FWNT-16854-SB | 168 x 54 | 3 | 2 | 3 | 16 | 49,065 | 49,065 | 51,151 | 42,996 | 51,454 |
| FWNT-16860-SB | 168 x 60 | 3 | 2 | 4 | 16 | 53,809 | 53,809 | 56,008 | 47,415 | 56,325 |
| FWNT-18054-SB | 180 x 54 | 3 | 2 | 3 | 16 | - | - | - | 44,676 | - |
| FWNT-18060-SB | 180 x 60 | 3 | 2 | 4 | 16 | 55,733 | 55,733 | 57,932 | 49,340 | 58,249 |
| FWNT-19254-SB | 192 x 54 | 3 | 2 | 3 | 18 | 52,512 | 52,512 | 55,150 | 46,359 | 54,820 |
| FWNT-19260-SB | 192 x 60 | 3 | 2 | 4 | 18 | - | - | - | 51,264 | - |
| FWNT-20454-SB | 204 x 54 | 3 | 2 | 3 | 18 | 56,396 | 56,396 | 59,141 | 49,994 | 58,797 |
| FWNT-20460-SB | 204 x 60 | 3 | 2 | 4 | 18 | 62,091 | 62,091 | 64,982 | 55,350 | 64,621 |
| FWNT-21654-SB | 216 x 54 | 3 | 2 | 3 | 20 | 59,564 | 59,564 | 62,376 | 53,006 | 62,024 |
| FWNT-21660-SB | 216 x 60 | 3 | 2 | 4 | 20 | 65,659 | 65,659 | 68,619 | 58,751 | 68,247 |
| FWNT-22854-SB | 228 x 54 | 4 | 2 | 4 | 20 | 61,941 | 61,941 | 64,779 | 60,936 | 73,075 |
| FWNT-22860-SB | 228 x 60 | 4 | 2 | 5 | 20 | 68,352 | 68,352 | 71,340 | 67,294 | 80,077 |
| FWNT-24054-SB | 240 x 54 | 4 | 2 | 4 | 20 | 64,474 | 64,474 | 67,344 | 63,458 | 75,733 |
| FWNT-24060-SB | 240 x 60 | 4 | 2 | 5 | 20 | 71,220 | 71,220 | 74,244 | 70,150 | 83,079 |

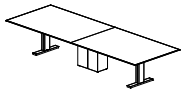


STONE / QUARTZ TOP WITH FULL BULLNOSE EDGE

| BASE OPTIONS | CODE | PRICE | NOTES |
|--|-----------------------|----------------|--|
| Metal Trim Finish Options: | | | |
| Powder Coat | No Code | No Charge | Tapered and Rounded Rectangle Bases are standard with a metal trim detail in either Powder Coat or Clear Anodized. Other finishes available at an upcharge. |
| Clear Anodized | -CA | No Charge | |
| GoldMatt Anodized | -GMA | \$941 | |
| Antique Brass Anodized | -ABA | \$941 | |
| Light Bronze Anodized | -LBA | \$471 | |
| High Polish Finish | -HPF | \$554 | |
| Upholstered Base Option: | | | |
| | | -COM | -A -B -C -D -E -F -G |
| Upholstered Base, 48" Wide Table | -UPH-48 | \$1,045 | \$1,359 \$1,463 \$1,568 \$1,672 \$2,404 \$2,822 \$3,031 |
| Upholstered Base, 54" Wide Table | -UPH-54 | \$1,045 | \$1,411 \$1,516 \$1,550 \$1,725 \$2,508 \$2,926 \$3,135 |
| Upholstered Base, 60" Wide Table | -UPH-60 | \$1,045 | \$1,463 \$1,568 \$1,672 \$1,777 \$2,717 \$3,135 \$3,344 |
| Upholstered Base, 66" Wide Table | -UPH-66 | \$1,045 | \$1,568 \$1,672 \$1,777 \$1,881 \$3,135 \$3,553 \$3,762 |
| Upholstered Base, 72" Wide Table | -UPH-72 | \$1,045 | \$1,672 \$1,777 \$1,881 \$1,986 \$3,658 \$4,076 \$4,285 |
| Acrylic Base Option: | | | |
| Acrylic, 48" Wide Table | -ACR-48 | \$2,000 | Acrylic option applied to end/inner panels of Tapered Bases only. |
| Acrylic, 54" Wide Table | -ACR-54 | \$2,400 | |
| Acrylic, 60" Wide Table | -ACR-60 | \$2,600 | |
| Acrylic, 66" Wide Table | -ACR-66 | \$2,800 | |
| Acrylic, 72" Wide Table | -ACR-72 | \$3,100 | |
| Paint Option: | | | |
| Veneer Rounded Rectangle Base Inner Shell | -PVRR | DEDUCT \$471 | Paint option on Veneer Rounded Rectangle Base Inner Shell |
| Laminate Rounded Rectangle Base Inner Shell | -PLRR | No Charge | Paint option on Laminate Rounded Rectangle Base Inner Shell |
| Fenix Tapered Base End/Inner Panels | -PFTP | DEDUCT \$471 | Paint option on Fenix Tapered Base End/Inner Panels |
| Veneer Tapered Base End/Inner Panels | -PVTP | DEDUCT \$471 | Paint option on Veneer Tapered Base End/Inner Panels |
| Laminate Tapered Base End/Inner Panels | -PLTP | No Charge | Paint option on Laminate Tapered Base End/Inner Panels |
| Center Column Base Finish Options: | | | |
| Painted Center Column Base* | -CRP | No Charge | To replace existing middle base (Hoop Base and T-Base only) |
| Veneer Center Column Base* | -CRV | No Charge | |
| Polished Chrome Finish Options: | | | |
| Polished Chrome Hoop Base (2 base tables) | -PCHP2 | \$2,768 | *When specifying -CRV or -CRP in conjunction with a Polished Chrome finish on Hoop Base or T-Base tables with 3 bases, use the upcharge code and pricing for 2 base tables (-PCHP2 or -PCTB2). |
| Polished Chrome Hoop Base (3 base tables) | -PCHP3 | \$4,149 | |
| Polished Chrome Hoop Base (4 base tables) | -PCHP4 | \$5,218 | |
| TOP OPTIONS | | | |
| Multi-Section Tops: | | | |
| 102", 108", 114" and 120" one-piece tops split into two sections | Specify -2 | \$824 | Power Matrix (center of table location only) cannot be specified when this option is selected |
| 204", 216", 228" or 240" two-piece tops split into four sections | Specify -4 | \$1,642 | |
| POWER OPTIONS | | | |
| Low Profile Perimeter Power Option: | | | |
| 72"-132" Tables | -LPP6C | \$6,532 | See page 29 for location information (10) simplex outlets, (10) USB-A+C ports, (4) Modular AV Inserts/Plates (14) simplex outlets, (14) USB-A+C ports, (4) Modular AV Inserts/Plates (18) simplex outlets, (18) USB-A+C ports, (4) Modular AV Inserts/Plates Replaces USB-A+C ports |
| 144"-156" Tables | -LPP8C | \$9,144 | |
| 168"-240" Tables | -LPP10C | \$12,436 | |
| For USB-C+C | Add -USB-DualC | No Charge | |
| Field-Wired Option: | | | |
| 72"-132" Tables | Add -FW | DEDUCT \$1,945 | Some local electrical codes may require hardwiring of components and may not allow the use of standard modular power systems. A junction box will be provided when ordering the -FW option |
| 144"-156" Tables | Add -FW | DEDUCT \$2,378 | |
| 168"-240" Tables | Add -FW | DEDUCT \$2,913 | |
| Other Power and Data Options: | See pages 204-213 | | |



-CRV or -CRP

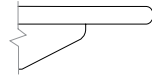


-CRV or -CRP



STONE / QUARTZ TOP WITH FULL BULLNOSE EDGE

EDGE PROFILE



Stone/Quartz Full Bullnose Edge

GENERAL INFORMATION

- Tops are 2cm thick, cantilevered 3" over a 2" built-up edge subtop
- When Absolute Black Granite stone is specified, the subtop will be painted in Galaxy (S8007)
- When Carrara Marble, Quartz Carrara Codena, or Quartz Serene stone is specified, the subtop will be painted in Cloud (S8004)
- Stone and Solid Surface Material: Despite its reputation for durability, natural stone can easily be broken during handling and/or installation if proper techniques are not followed. In addition, Nucraft is not responsible for the installation of natural stone or solid surface materials on its products. Therefore, installers specifically trained in the installation of these materials must be utilized to ensure a quality installation. Nucraft shall not be liable for any damages incurred during the handling and/or installation of natural stone or solid surface materials on its products.
- Steel lattice frame replaces the beam structure Seating capacity based on 27" per person
- Overall table height 29.5"
- T-Base combination finish includes a Polished Chrome foot and Powder Coat vertical column
- Beam finish will match Metal Finish selection. If no Metal Finish is selected, beams will be Foil.
- If Polished Chrome Finish is specified on the T-Base or Hoop Base, the beams will be Foil.
- Tables with three Hoop or T-Bases will default to the same base style for all three bases. An alternate Center Column Base may also be specified above.
- One wire manager included with the Hoop Base table (regardless of table size). Can be adhered to the leg and will default to the finish of the leg. Wire manager on veneer Hoop Bases will be veneered to match the base veneer option. If additional wire management channels are required, they can be purchased separately at the end of the price list.
- Rectangle, Expandable Rectangle, Tapered, Rounded Rectangle, Metal T-Base, Panel, Island, and Center Column bases include a removable access panel
- Tapered and Rounded Rectangle bases standard with a metal trim detail
- Veneer Hoop Base finish will match Top veneer finish
- Upholstery option is applied on the Rounded Rectangle outer base shell or Tapered Base end panel. For COM fabrics, yardage requirement is 1 yard per base.
- Center Wire Chase available on two base tables for more robust wire management needs. See page 213.
- On Tapered base tables with center bases, the center base will default to the finish selections specified for the end bases. Metal finish on center bases will default to the finish selection on the end base.
- On Rounded Rectangle base tables with center bases, both sides of the center base will default to the finish selection specified for the inner shell of the end bases. Metal finish on center base will default to finish selection specified for end base.
- If a powder coat finish is not selected for the Low Profile Perimeter Power, the finish will match the beam metal finish (Foil is the default when Clear Anodized is selected)


REQUIRED INFORMATION (ORDER CANNOT BE ENTERED WITHOUT THIS INFORMATION)

See appendix pages vi-xii for surface material options.

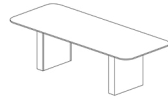
- Choose Stone
 - Choose Veneer Finish, if Veneer base specified
 - Choose Laminate Finish, if Laminate base specified
 - Choose Fenix Finish, if Fenix base specified
- Choose Paint Finish, if Painted base or paint option specified
- Choose Metal Finish. Clear Anodized (-CA), GoldMatt Anodized (-GMA), Antique Brass Anodized (-ABA) and Light Bronze Anodized (-LBA) not available on T-Base or Hoop Base.
- Choose Powder Coat Finish, if Low Profile Perimeter Power is selected
- Choose Metal Finish for base trim detail, if Tapered or Rounded Rectangle Bases specified
- Choose Upholstery, if Upholstery Base Option specified
- Choose Acrylic Finish, if Acrylic Base Option specified



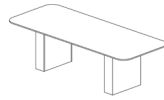
STONE / QUARTZ TOP WITH FULL BULLNOSE EDGE



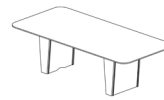
RADIUS RECTANGLE TOP



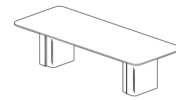
Rectangle Base



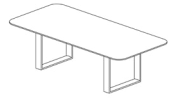
Column Base



Tapered Base



Rounded Rectangle Base



Hoop Base

RADIUS RECTANGLE TABLES

| MODEL # | L x W | BASE QTY | SUB-TOP SECTIONS | STONE SECTIONS | SEATING CAPACITY | RECTANGLE BASE | | COLUMN BASE | | TAPERED BASE | | | |
|---------------|----------|----------|------------------|----------------|------------------|----------------|--------|-------------|--------|--------------|---------|--------|--------|
| | | | | | | Painted | Veneer | Painted | Veneer | Laminate | Painted | Veneer | Fenix |
| | | | | | | -PR | -VR | -PC | -VC | -LTP | -PTP | -VTP | -FTP |
| FWNC-8442-SB | 84 x 42 | 2 | 1 | 1 | 8 | 15,556 | 16,498 | 16,498 | 17,490 | - | - | - | - |
| FWNC-8448-SB | 84 x 48 | 2 | 1 | 1 | 8 | 16,852 | 17,825 | 17,825 | 18,853 | - | - | - | - |
| FWNC-9648-SB | 96 x 48 | 2 | 1 | 2 | 8 | 18,786 | 19,810 | 19,810 | 20,892 | - | - | - | - |
| FWNC-10848-SB | 108 x 48 | 2 | 1 | 2 | 10 | 20,951 | 22,033 | 22,033 | 23,174 | - | - | - | - |
| FWNC-12048-SB | 120 x 48 | 2 | 1 | 2 | 10 | 23,233 | 24,370 | 24,370 | 25,571 | 27,141 | 27,141 | 28,326 | 27,254 |
| FWNC-12054-SB | 120 x 54 | 2 | 1 | 2 | 12 | 25,589 | 26,775 | 26,775 | 28,031 | - | - | - | - |
| FWNC-14448-SB | 144 x 48 | 3 | 2 | 2 | 12 | 32,053 | 33,901 | 33,901 | 35,854 | 31,959 | 31,959 | 33,242 | 32,079 |
| FWNC-14454-SB | 144 x 54 | 3 | 2 | 2 | 14 | 35,196 | 37,126 | 37,126 | 39,165 | - | - | - | - |
| FWNC-14460-SB | 144 x 60 | 3 | 2 | 3 | 14 | 38,878 | 40,911 | 40,911 | 43,059 | 38,773 | 38,773 | 40,187 | 38,908 |
| FWNC-15648-SB | 156 x 48 | 3 | 2 | 3 | 14 | 35,886 | 37,753 | 37,753 | 39,727 | - | - | - | - |
| FWNC-15654-SB | 156 x 54 | 3 | 2 | 3 | 14 | 39,363 | 41,313 | 41,313 | 43,371 | 46,063 | 46,063 | 48,096 | 46,257 |
| FWNC-15660-SB | 156 x 60 | 3 | 2 | 3 | 14 | 43,438 | 45,491 | 45,491 | 47,661 | - | - | - | - |
| FWNC-16854-SB | 168 x 54 | 3 | 2 | 3 | 16 | 41,044 | 42,996 | 42,996 | 45,054 | 47,746 | 47,746 | 49,779 | 47,938 |
| FWNC-16860-SB | 168 x 60 | 3 | 2 | 4 | 16 | 45,363 | 47,415 | 47,415 | 49,585 | 52,421 | 52,421 | 54,561 | 52,622 |
| FWNC-18054-SB | 180 x 54 | 3 | 2 | 3 | 16 | 42,727 | 44,676 | 44,676 | 46,737 | - | - | - | - |
| FWNC-18060-SB | 180 x 60 | 3 | 2 | 4 | 16 | 47,287 | 49,340 | 49,340 | 51,509 | 54,345 | 54,345 | 56,485 | 54,547 |
| FWNC-19254-SB | 192 x 54 | 3 | 2 | 3 | 18 | 44,409 | 46,359 | 46,359 | 48,420 | 50,837 | 50,837 | 53,392 | 51,056 |
| FWNC-19260-SB | 192 x 60 | 3 | 2 | 4 | 18 | 49,211 | 51,264 | 51,264 | 53,433 | - | - | - | - |
| FWNC-20454-SB | 204 x 54 | 3 | 2 | 3 | 18 | 47,965 | 49,994 | 49,994 | 52,138 | 54,653 | 54,653 | 57,311 | 54,881 |
| FWNC-20460-SB | 204 x 60 | 3 | 2 | 4 | 18 | 53,212 | 55,350 | 55,350 | 57,606 | 60,256 | 60,256 | 63,056 | 60,497 |
| FWNC-21654-SB | 216 x 54 | 3 | 2 | 3 | 20 | 50,928 | 53,006 | 53,006 | 55,201 | 57,778 | 57,778 | 60,501 | 58,013 |
| FWNC-21660-SB | 216 x 60 | 3 | 2 | 4 | 20 | 56,562 | 58,751 | 58,751 | 61,063 | 63,778 | 63,778 | 66,646 | 64,023 |
| FWNC-22854-SB | 228 x 54 | 4 | 2 | 4 | 20 | 58,138 | 60,936 | 60,936 | 63,893 | 60,139 | 60,139 | 62,888 | 60,375 |
| FWNC-22860-SB | 228 x 60 | 4 | 2 | 5 | 20 | 64,348 | 67,294 | 67,294 | 70,407 | 66,454 | 66,454 | 69,349 | 66,703 |
| FWNC-24054-SB | 240 x 54 | 4 | 2 | 4 | 20 | 60,628 | 63,458 | 63,458 | 66,448 | 62,651 | 62,651 | 65,431 | 62,890 |
| FWNC-24060-SB | 240 x 60 | 4 | 2 | 5 | 20 | 67,170 | 70,150 | 70,150 | 73,298 | 69,300 | 69,300 | 72,228 | 69,553 |

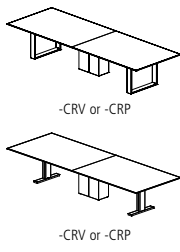
RADIUS RECTANGLE TABLES

| MODEL # | L x W | BASE QTY | SUB-TOP SECTIONS | STONE SECTIONS | SEATING CAPACITY | ROUNDED RECTANGLE BASE | | | HOOP BASE | |
|---------------|----------|----------|------------------|----------------|------------------|------------------------|---------|--------|-----------|--------|
| | | | | | | Laminate | Painted | Veneer | Metal | Veneer |
| | | | | | | -LRR | -PRR | -VRR | -HP | -VHP |
| FWNC-8442-SB | 84 x 42 | 2 | 1 | 1 | 8 | - | - | - | 16,498 | - |
| FWNC-8448-SB | 84 x 48 | 2 | 1 | 1 | 8 | - | - | - | 17,825 | - |
| FWNC-9648-SB | 96 x 48 | 2 | 1 | 2 | 8 | - | - | - | 19,810 | - |
| FWNC-10848-SB | 108 x 48 | 2 | 1 | 2 | 10 | - | - | - | 22,033 | - |
| FWNC-12048-SB | 120 x 48 | 2 | 1 | 2 | 10 | 27,910 | 27,910 | 29,127 | 24,370 | 29,305 |
| FWNC-12054-SB | 120 x 54 | 2 | 1 | 2 | 12 | - | - | - | 26,775 | - |
| FWNC-14448-SB | 144 x 48 | 3 | 2 | 2 | 12 | 32,791 | 32,791 | 34,110 | 33,901 | 41,918 |
| FWNC-14454-SB | 144 x 54 | 3 | 2 | 2 | 14 | - | - | - | 37,126 | - |
| FWNC-14460-SB | 144 x 60 | 3 | 2 | 3 | 14 | 39,691 | 39,691 | 41,141 | 40,911 | 49,731 |
| FWNC-15648-SB | 156 x 48 | 3 | 2 | 3 | 14 | - | - | - | 37,753 | - |
| FWNC-15654-SB | 156 x 54 | 3 | 2 | 3 | 14 | 47,382 | 47,382 | 49,470 | 41,313 | 49,771 |
| FWNC-15660-SB | 156 x 60 | 3 | 2 | 3 | 14 | - | - | - | 45,491 | - |
| FWNC-16854-SB | 168 x 54 | 3 | 2 | 3 | 16 | 49,065 | 49,065 | 51,151 | 42,996 | 51,454 |
| FWNC-16860-SB | 168 x 60 | 3 | 2 | 4 | 16 | 53,809 | 53,809 | 56,008 | 47,415 | 56,325 |
| FWNC-18054-SB | 180 x 54 | 3 | 2 | 3 | 16 | - | - | - | 44,676 | - |
| FWNC-18060-SB | 180 x 60 | 3 | 2 | 4 | 16 | 55,733 | 55,733 | 57,932 | 49,340 | 58,249 |
| FWNC-19254-SB | 192 x 54 | 3 | 2 | 3 | 18 | 52,512 | 52,512 | 55,150 | 46,359 | 54,820 |
| FWNC-19260-SB | 192 x 60 | 3 | 2 | 4 | 18 | - | - | - | 51,264 | - |
| FWNC-20454-SB | 204 x 54 | 3 | 2 | 3 | 18 | 56,396 | 56,396 | 59,141 | 49,994 | 58,797 |
| FWNC-20460-SB | 204 x 60 | 3 | 2 | 4 | 18 | 62,091 | 62,091 | 64,982 | 55,350 | 64,621 |
| FWNC-21654-SB | 216 x 54 | 3 | 2 | 3 | 20 | 59,564 | 59,564 | 62,376 | 53,006 | 62,024 |
| FWNC-21660-SB | 216 x 60 | 3 | 2 | 4 | 20 | 65,659 | 65,659 | 68,619 | 58,751 | 68,247 |
| FWNC-22854-SB | 228 x 54 | 4 | 2 | 4 | 20 | 61,941 | 61,941 | 64,779 | 60,936 | 73,075 |
| FWNC-22860-SB | 228 x 60 | 4 | 2 | 5 | 20 | 68,352 | 68,352 | 71,340 | 67,294 | 80,077 |
| FWNC-24054-SB | 240 x 54 | 4 | 2 | 4 | 20 | 64,474 | 64,474 | 67,344 | 63,458 | 75,733 |
| FWNC-24060-SB | 240 x 60 | 4 | 2 | 5 | 20 | 71,220 | 71,220 | 74,244 | 70,150 | 83,079 |



STONE / QUARTZ TOP WITH FULL BULLNOSE EDGE

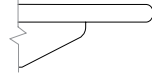
| BASE OPTIONS | CODE | PRICE | NOTES |
|--|-----------------------|----------------|--|
| Metal Trim Finish Options: | | | |
| Powder Coat | No Code | No Charge | Tapered and Rounded Rectangle Bases are standard with a metal trim detail in either Powder Coat or Clear Anodized. Other finishes available at an upcharge. |
| Clear Anodized | -CA | No Charge | |
| GoldMatt Anodized | -GMA | \$941 | |
| Antique Brass Anodized | -ABA | \$941 | |
| Light Bronze Anodized | -LBA | \$471 | |
| High Polish Finish | -HPF | \$554 | |
| Upholstered Base Option: | | | |
| | | -COM | -A -B -C -D -E -F -G |
| Upholstered Base, 48" Wide Table | -UPH-48 | \$1,045 | \$1,359 \$1,463 \$1,568 \$1,672 \$2,404 \$2,822 \$3,031 |
| Upholstered Base, 54" Wide Table | -UPH-54 | \$1,045 | \$1,411 \$1,516 \$1,550 \$1,725 \$2,508 \$2,926 \$3,135 |
| Upholstered Base, 60" Wide Table | -UPH-60 | \$1,045 | \$1,463 \$1,568 \$1,672 \$1,777 \$2,717 \$3,135 \$3,344 |
| Upholstered Base, 66" Wide Table | -UPH-66 | \$1,045 | \$1,568 \$1,672 \$1,777 \$1,881 \$3,135 \$3,553 \$3,762 |
| Upholstered Base, 72" Wide Table | -UPH-72 | \$1,045 | \$1,672 \$1,777 \$1,881 \$1,986 \$3,658 \$4,076 \$4,285 |
| Acrylic Base Option: | | | |
| Acrylic, 48" Wide Table | -ACR-48 | \$2,000 | Acrylic option applied to end/inner panels of Tapered Bases only. |
| Acrylic, 54" Wide Table | -ACR-54 | \$2,400 | |
| Acrylic, 60" Wide Table | -ACR-60 | \$2,600 | |
| Acrylic, 66" Wide Table | -ACR-66 | \$2,800 | |
| Acrylic, 72" Wide Table | -ACR-72 | \$3,100 | |
| Paint Option: | | | |
| Veneer Rounded Rectangle Base Inner Shell | -PVRR | DEDUCT \$471 | Paint option on Veneer Rounded Rectangle Base Inner Shell |
| Laminate Rounded Rectangle Base Inner Shell | -PLRR | No Charge | Paint option on Laminate Rounded Rectangle Base Inner Shell |
| Fenix Tapered Base End/Inner Panels | -PFTP | DEDUCT \$471 | Paint option on Fenix Tapered Base End/Inner Panels |
| Veneer Tapered Base End/Inner Panels | -PVTP | DEDUCT \$471 | Paint option on Veneer Tapered Base End/Inner Panels |
| Laminate Tapered Base End/Inner Panels | -PLTP | No Charge | Paint option on Laminate Tapered Base End/Inner Panels |
| Center Column Base Finish Options: | | | |
| Painted Center Column Base* | -CRP | No Charge | To replace existing middle base (Hoop Base and T-Base only) |
| Veneer Center Column Base* | -CRV | No Charge | |
| Polished Chrome Finish Options: | | | |
| Polished Chrome Hoop Base (2 base tables) | -PCHP2 | \$2,768 | *When specifying -CRV or -CRP in conjunction with a Polished Chrome finish on Hoop Base or T-Base tables with 3 bases, use the upcharge code and pricing for 2 base tables (-PCHP2 or -PCTB2). |
| Polished Chrome Hoop Base (3 base tables) | -PCHP3 | \$4,149 | |
| Polished Chrome Hoop Base (4 base tables) | -PCHP4 | \$5,218 | |
| TOP OPTIONS | | | |
| Multi-Section Tops: | | | |
| 102", 108", 114" and 120" one-piece tops split into two sections | Specify -2 | \$824 | Power Matrix (center of table location only) cannot be specified when this option is selected |
| 204", 216", 228" or 240" two-piece tops split into four sections | Specify -4 | \$1,642 | |
| POWER OPTIONS | | | |
| Low Profile Perimeter Power Option: | | | |
| 72"-132" Tables | -LPP6C | \$6,532 | See page 29 for location information (10) simplex outlets, (10) USB-A+C ports, (4) Modular AV Inserts/Plates (14) simplex outlets, (14) USB-A+C ports, (4) Modular AV Inserts/Plates (18) simplex outlets, (18) USB-A+C ports, (4) Modular AV Inserts/Plates Replaces USB-A+C ports |
| 144"-156" Tables | -LPP8C | \$9,144 | |
| 168"-240" Tables | -LPP10C | \$12,436 | |
| For USB-C+C | Add -USB-DualC | No Charge | |
| Field-Wired Option: | | | |
| 72"-132" Tables | Add -FW | DEDUCT \$1,945 | Some local electrical codes may require hardwiring of components and may not allow the use of standard modular power systems. A junction box will be provided when ordering the -FW option |
| 144"-156" Tables | Add -FW | DEDUCT \$2,378 | |
| 168"-240" Tables | Add -FW | DEDUCT \$2,913 | |
| Other Power and Data Options: | See pages 204-213 | | |





STONE / QUARTZ TOP WITH FULL BULLNOSE EDGE

EDGE PROFILE



Stone/Quartz Full Bullnose Edge

GENERAL INFORMATION

- Tops are 2cm thick, cantilevered 3" over a 2" built-up edge subtop
- When Absolute Black Granite stone is specified, the subtop will be painted in Galaxy (S8007)
- When Carrara Marble, Quartz Carrara Codena, or Quartz Serene stone is specified, the subtop will be painted in Cloud (S8004)
- Stone and Solid Surface Material: Despite its reputation for durability, natural stone can easily be broken during handling and/or installation if proper techniques are not followed. In addition, Nucraft is not responsible for the installation of natural stone or solid surface materials on its products. Therefore, installers specifically trained in the installation of these materials must be utilized to ensure a quality installation. Nucraft shall not be liable for any damages incurred during the handling and/or installation of natural stone or solid surface materials on its products.
- Steel lattice frame replaces the beam structure Seating capacity based on 27" per person
- Overall table height 29.5"
- T-Base combination finish includes a Polished Chrome foot and Powder Coat vertical column
- Beam finish will match Metal Finish selection. If no Metal Finish is selected, beams will be Foil.
- If Polished Chrome Finish is specified on the T-Base or Hoop Base, the beams will be Foil.
- Tables with three Hoop or T-Bases will default to the same base style for all three bases. An alternate Center Column Base may also be specified above.
- One wire manager included with the Hoop Base table (regardless of table size). Can be adhered to the leg and will default to the finish of the leg. Wire manager on veneer Hoop Bases will be veneered to match the base veneer option. If additional wire management channels are required, they can be purchased separately at the end of the price list.
- Rectangle, Expandable Rectangle, Tapered, Rounded Rectangle, Metal T-Base, Panel, Island, and Center Column bases include a removable access panel
- Tapered and Rounded Rectangle bases standard with a metal trim detail
- Veneer Hoop Base finish will match Top veneer finish
- Upholstery option is applied on the Rounded Rectangle outer base shell or Tapered Base end panel. For COM fabrics, yardage requirement is 1 yard per base.
- Center Wire Chase available on two base tables for more robust wire management needs. See page 213.
- On Tapered base tables with center bases, the center base will default to the finish selections specified for the end bases. Metal finish on center bases will default to the finish selection on the end base.
- On Rounded Rectangle base tables with center bases, both sides of the center base will default to the finish selection specified for the inner shell of the end bases. Metal finish on center base will default to finish selection specified for end base.
- If a powder coat finish is not selected for the Low Profile Perimeter Power, the finish will match the beam metal finish (Foil is the default when Clear Anodized is selected)

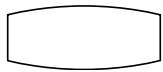
REQUIRED INFORMATION (ORDER CANNOT BE ENTERED WITHOUT THIS INFORMATION)

See appendix pages vi-xii for surface material options.

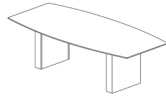
- Choose Stone
- Choose Veneer Finish, if Veneer base specified
- Choose Laminate Finish, if Laminate base specified
- Choose Fenix Finish, if Fenix base specified
- Choose Paint Finish, if Painted base or paint option specified
- Choose Metal Finish. Clear Anodized (-CA), GoldMatt Anodized (-GMA), Antique Brass Anodized (-ABA) and Light Bronze Anodized (-LBA) not available on T-Base or Hoop Base.
- Choose Powder Coat Finish, if Low Profile Perimeter Power is selected
- Choose Metal Finish for base trim detail, if Tapered or Rounded Rectangle Bases specified
- Choose Upholstery, if Upholstery Base Option specified
- Choose Acrylic Finish, if Acrylic Base Option specified



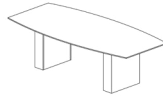
STONE / QUARTZ TOP WITH FULL BULLNOSE EDGE



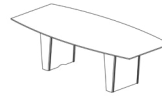
BOAT TOP



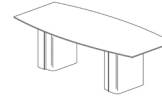
Rectangle Base



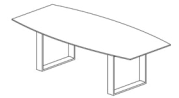
Column Base



Tapered Base



Rounded Rectangle Base



Hoop Base

BOAT TABLES

| MODEL # | L x W | BASE QTY | SUB-TOP SECTIONS | STONE SECTIONS | SEATING CAPACITY | RECTANGLE BASE | | COLUMN BASE | | TAPERED BASE | | | |
|---------------|-------------|----------|------------------|----------------|------------------|----------------|--------|-------------|--------|--------------|---------|--------|--------|
| | | | | | | Painted | Veneer | Painted | Veneer | Laminate | Painted | Veneer | Finex |
| | | | | | | -PR | -VR | -PC | -VC | -LTP | -PTP | -VTP | -FTP |
| FWNB-8444-SB | 84 x 32/44 | 2 | 1 | 1 | 8 | 16,345 | 17,318 | 17,318 | 18,347 | 19,689 | 19,689 | 20,704 | 19,784 |
| FWNB-10848-SB | 108 x 36/48 | 2 | 1 | 2 | 10 | 20,951 | 22,033 | 22,033 | 23,174 | 24,665 | 24,665 | 25,790 | 24,772 |
| FWNB-14454-SB | 144 x 36/54 | 3 | 2 | 2 | 12 | 35,196 | 37,126 | 37,126 | 39,165 | 35,097 | 35,097 | 36,438 | 35,224 |
| FWNB-16860-SB | 168 x 42/60 | 3 | 2 | 4 | 14 | 45,363 | 47,415 | 47,415 | 49,585 | 52,421 | 52,421 | 54,561 | 52,622 |
| FWNB-19272-SB | 192 x 54/72 | 3 | 4 | 4 | 18 | 64,373 | 66,553 | 66,553 | 68,853 | 68,791 | 68,791 | 72,106 | 69,068 |
| FWNB-20472-SB | 204 x 54/72 | 3 | 4 | 4 | 18 | 69,839 | 72,106 | 72,106 | 74,501 | 74,437 | 74,437 | 77,884 | 74,724 |
| FWNB-21672-SB | 216 x 54/72 | 3 | 4 | 4 | 20 | 74,463 | 76,785 | 76,785 | 79,237 | 79,172 | 79,172 | 82,704 | 79,466 |
| FWNB-22872-SB | 228 x 54/72 | 4 | 4 | 5 | 20 | 83,611 | 86,738 | 86,738 | 90,039 | 82,876 | 82,876 | 86,441 | 83,172 |
| FWNB-24072-SB | 240 x 54/72 | 4 | 4 | 5 | 20 | 87,541 | 90,701 | 90,701 | 94,041 | 86,795 | 86,795 | 90,401 | 87,096 |

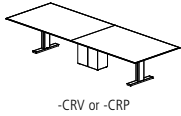
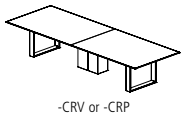
BOAT TABLES

| MODEL # | L x W | BASE QTY | SUB-TOP SECTIONS | STONE SECTIONS | SEATING CAPACITY | ROUNDED RECTANGLE BASE | | | HOOP BASE | | |
|---------------|-------------|----------|------------------|----------------|------------------|------------------------|---------|--------|-----------|--------|---------|
| | | | | | | Laminate | Painted | Veneer | Metal | Veneer | |
| | | | | | | -LRR | -PRR | -VRR | -HP | -VHP | |
| FWNB-8444-SB | 84 x 32/44 | 2 | 1 | 1 | 8 | | 20,348 | 20,348 | 21,388 | - | - |
| FWNB-10848-SB | 108 x 36/48 | 2 | 1 | 2 | 10 | | 25,395 | 25,395 | 26,552 | 22,033 | 26,720 |
| FWNB-14454-SB | 144 x 36/54 | 3 | 2 | 2 | 12 | | 35,967 | 35,967 | 37,344 | 37,126 | 45,499 |
| FWNB-16860-SB | 168 x 42/60 | 3 | 2 | 4 | 14 | | 53,809 | 53,809 | 56,008 | 47,415 | 56,325 |
| FWNB-19272-SB | 192 x 54/72 | 3 | 4 | 4 | 18 | | 71,062 | 71,062 | 74,467 | 66,553 | 74,499 |
| FWNB-20472-SB | 204 x 54/72 | 3 | 4 | 4 | 18 | | 76,799 | 76,799 | 80,342 | 72,106 | 80,374 |
| FWNB-21672-SB | 216 x 54/72 | 3 | 4 | 4 | 20 | | 81,592 | 81,592 | 85,223 | 76,785 | 85,255 |
| FWNB-22872-SB | 228 x 54/72 | 4 | 4 | 5 | 20 | | 85,318 | 85,318 | 88,983 | 86,738 | 98,139 |
| FWNB-24072-SB | 240 x 54/72 | 4 | 4 | 5 | 20 | | 89,265 | 89,265 | 92,971 | 90,701 | 102,233 |



STONE / QUARTZ TOP WITH FULL BULLNOSE EDGE

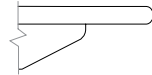
| BASE OPTIONS | CODE | PRICE | NOTES |
|--|-----------------------|----------------|--|
| Metal Trim Finish Options: | | | |
| Powder Coat | No Code | No Charge | Tapered and Rounded Rectangle Bases are standard with a metal trim detail in either Powder Coat or Clear Anodized. Other finishes available at an upcharge. |
| Clear Anodized | -CA | No Charge | |
| GoldMatt Anodized | -GMA | \$941 | |
| Antique Brass Anodized | -ABA | \$941 | |
| Light Bronze Anodized | -LBA | \$471 | |
| High Polish Finish | -HPF | \$554 | |
| Upholstered Base Option: | | | |
| | | -COM | -A -B -C -D -E -F -G |
| Upholstered Base, 44", 48", 50" Wide Tables | -UPH-48 | \$1,045 | \$1,359 \$1,463 \$1,568 \$1,672 \$2,404 \$2,822 \$3,031 |
| Upholstered Base, 54" Wide Table | -UPH-54 | \$1,045 | \$1,411 \$1,516 \$1,550 \$1,725 \$2,508 \$2,926 \$3,135 |
| Upholstered Base, 60" Wide Table | -UPH-60 | \$1,045 | \$1,463 \$1,568 \$1,672 \$1,777 \$2,717 \$3,135 \$3,344 |
| Upholstered Base, 72" Wide Table | -UPH-72 | \$1,045 | \$1,672 \$1,777 \$1,881 \$1,986 \$3,658 \$4,076 \$4,285 |
| Acrylic Base Option: | | | |
| Acrylic, 44", 48", 50" Wide Tables | -ACR-48 | \$2,000 | Acrylic option applied to end/inner panels of Tapered Bases only. |
| Acrylic, 54" Wide Table | -ACR-54 | \$2,400 | |
| Acrylic, 60" Wide Table | -ACR-60 | \$2,600 | |
| Acrylic, 72" Wide Table | -ACR-72 | \$3,100 | |
| Paint Option: | | | |
| Veneer Rounded Rectangle Base Inner Shell | -PVRR | DEDUCT \$471 | Paint option on Veneer Rounded Rectangle Base Inner Shell |
| Laminate Rounded Rectangle Base Inner Shell | -PLRR | No Charge | Paint option on Laminate Rounded Rectangle Base Inner Shell |
| Fenix Tapered Base End/Inner Panels | -PFTP | DEDUCT \$471 | Paint option on Fenix Tapered Base End/Inner Panels |
| Veneer Tapered Base End/Inner Panels | -PVTP | DEDUCT \$471 | Paint option on Veneer Tapered Base End/Inner Panels |
| Laminate Tapered Base End/Inner Panels | -PLTP | No Charge | Paint option on Laminate Tapered Base End/Inner Panels |
| Center Column Base Finish Options: | | | |
| Painted Center Column Base* | -CRP | No Charge | To replace existing middle base (Hoop Base and T-Base only) |
| Veneer Center Column Base* | -CRV | No Charge | |
| Polished Chrome Finish Options: | | | |
| Polished Chrome Hoop Base (2 base tables) | -PCHP2 | \$2,768 | *When specifying -CRV or -CRP in conjunction with a Polished Chrome finish on Hoop Base or T-Base tables with 3 bases, use the upcharge code and pricing for 2 base tables (-PCHP2 or -PCTB2). |
| Polished Chrome Hoop Base (3 base tables) | -PCHP3 | \$4,149 | |
| Polished Chrome Hoop Base (4 base tables) | -PCHP4 | \$5,218 | |
| TOP OPTIONS | | | |
| Multi-Section Tops: | | | |
| 102", 108", 114" and 120" one-piece tops split into two sections | Specify -2 | \$824 | Power Matrix (center of table location only) cannot be specified when this option is selected |
| 204", 216", 228" or 240" two-piece tops split into four sections | Specify -4 | \$1,642 | |
| POWER OPTIONS | | | |
| Low Profile Perimeter Power Option: | | | |
| 72"-132" Tables | -LPP6C | \$6,532 | See page 29 for location information (10) simplex outlets, (10) USB-A+C ports, (4) Modular AV Inserts/Plates (14) simplex outlets, (14) USB-A+C ports, (4) Modular AV Inserts/Plates (18) simplex outlets, (18) USB-A+C ports, (4) Modular AV Inserts/Plates Replaces USB-A+C ports |
| 144"-156" Tables | -LPP8C | \$9,144 | |
| 168"-240" Tables | -LPP10C | \$12,436 | |
| For USB-C+C | Add -USB-DualC | No Charge | |
| Field-Wired Option: | | | |
| 72"-132" Tables | Add -FW | DEDUCT \$1,945 | Some local electrical codes may require hardwiring of components and may not allow the use of standard modular power systems. A junction box will be provided when ordering the -FW option |
| 144"-156" Tables | Add -FW | DEDUCT \$2,378 | |
| 168"-240" Tables | Add -FW | DEDUCT \$2,913 | |
| Other Power and Data Options: See pages 204-213 | | | |





STONE / QUARTZ TOP WITH FULL BULLNOSE EDGE

EDGE PROFILE



Stone/Quartz Full Bullnose Edge

GENERAL INFORMATION

- Tops are 2cm thick, cantilevered 3" over a 2" built-up edge subtop
- When Absolute Black Granite stone is specified, the subtop will be painted in Galaxy (S8007)
- When Carrara Marble, Quartz Carrara Codena, or Quartz Serene stone is specified, the subtop will be painted in Cloud (S8004)
- Stone and Solid Surface Material: Despite its reputation for durability, natural stone can easily be broken during handling and/or installation if proper techniques are not followed. In addition, Nucraft is not responsible for the installation of natural stone or solid surface materials on its products. Therefore, installers specifically trained in the installation of these materials must be utilized to ensure a quality installation. Nucraft shall not be liable for any damages incurred during the handling and/or installation of natural stone or solid surface materials on its products.
- Steel lattice frame replaces the beam structure Seating capacity based on 27" per person
- Overall table height 29.5"
- T-Base combination finish includes a Polished Chrome foot and Powder Coat vertical column
- Beam finish will match Metal Finish selection. If no Metal Finish is selected, beams will be Foil.
- If Polished Chrome Finish is specified on the T-Base or Hoop Base, the beams will be Foil.
- Tables with three Hoop or T-Bases will default to the same base style for all three bases. An alternate Center Column Base may also be specified above.
- One wire manager included with the Hoop Base table (regardless of table size). Can be adhered to the leg and will default to the finish of the leg. Wire manager on veneer Hoop Bases will be veneered to match the base veneer option. If additional wire management channels are required, they can be purchased separately at the end of the price list.
- Rectangle, Expandable Rectangle, Tapered, Rounded Rectangle, Metal T-Base, Panel, Island, and Center Column bases include a removable access panel
- Tapered and Rounded Rectangle bases standard with a metal trim detail
- Veneer Hoop Base finish will match Top veneer finish
- Upholstery option is applied on the Rounded Rectangle outer base shell or Tapered Base end panel. For COM fabrics, yardage requirement is 1 yard per base.
- Center Wire Chase available on two base tables for more robust wire management needs. See page 213.
- On Tapered base tables with center bases, the center base will default to the finish selections specified for the end bases. Metal finish on center bases will default to the finish selection on the end base.
- On Rounded Rectangle base tables with center bases, both sides of the center base will default to the finish selection specified for the inner shell of the end bases. Metal finish on center base will default to finish selection specified for end base.
- If a powder coat finish is not selected for the Low Profile Perimeter Power, the finish will match the beam metal finish (Foil is the default when Clear Anodized is selected)

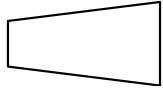
REQUIRED INFORMATION (ORDER CANNOT BE ENTERED WITHOUT THIS INFORMATION)

See appendix pages vi-xii for surface material options.

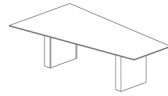
- Choose Stone
- Choose Veneer Finish, if Veneer base specified
- Choose Laminate Finish, if Laminate base specified
- Choose Fenix Finish, if Fenix base specified
- Choose Paint Finish, if Painted base or paint option specified
- Choose Metal Finish. Clear Anodized (-CA), GoldMatt Anodized (-GMA), Antique Brass Anodized (-ABA) and Light Bronze Anodized (-LBA) not available on T-Base or Hoop Base.
- Choose Powder Coat Finish, if Low Profile Perimeter Power is selected
- Choose Metal Finish for base trim detail, if Tapered or Rounded Rectangle Bases specified
- Choose Upholstery, if Upholstery Base Option specified
- Choose Acrylic Finish, if Acrylic Base Option specified



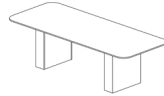
STONE / QUARTZ TOP WITH FULL BULLNOSE EDGE



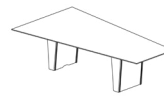
SIGHT LINE TOP



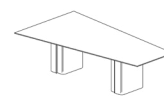
Rectangle Base



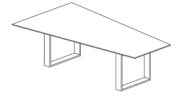
Column Base



Tapered Base



Rounded Rectangle Base



Hoop Base

SIGHT LINE TABLES

| MODEL # | L x W | BASE QTY | SUB-TOP SECTIONS | STONE SECTIONS | SEATING CAPACITY | RECTANGLE BASE | | COLUMN BASE | | TAPERED BASE | | | |
|---------------|-------------|----------|------------------|----------------|------------------|----------------|--------|-------------|--------|--------------|---------|--------|--------|
| | | | | | | Painted | Veneer | Painted | Veneer | Laminate | Painted | Veneer | Finex |
| | | | | | | -PR | -VR | -PC | -VC | -LTP | -PTP | -VTP | -FTP |
| FWNA-8458-SB | 84 x 36/58 | 2 | 1 | 2 | 9 | 19,925 | 20,995 | 20,995 | 22,126 | 23,603 | 23,603 | 24,719 | 23,710 |
| FWNA-10860-SB | 108 x 36/60 | 2 | 1 | 2 | 11 | 25,427 | 26,615 | 26,615 | 27,871 | 29,512 | 29,512 | 30,750 | 29,629 |
| FWNA-13268-SB | 132 x 36/68 | 3 | 3 | 3 | 11 | 44,831 | 46,903 | 46,903 | 49,094 | 44,724 | 44,724 | 46,164 | 44,860 |
| FWNA-15672-SB | 156 x 36/72 | 3 | 3 | 3 | 13 | 56,154 | 58,334 | 58,334 | 60,634 | 63,642 | 63,642 | 65,912 | 63,855 |
| FWNA-16876-SB | 168 x 36/76 | 3 | 3 | 4 | 15 | 58,963 | 61,079 | 61,079 | 63,313 | 66,234 | 66,234 | 68,439 | 66,442 |
| FWNA-18078-SB | 180 x 36/78 | 3 | 3 | 4 | 15 | 62,686 | 64,802 | 64,802 | 67,037 | 69,958 | 69,958 | 72,163 | 70,168 |
| FWNA-19278-SB | 192 x 36/78 | 3 | 4 | 4 | 17 | 65,534 | 67,650 | 67,650 | 69,885 | 69,826 | 69,826 | 73,045 | 70,095 |
| FWNA-20478-SB | 204 x 36/78 | 3 | 4 | 4 | 17 | 71,160 | 73,364 | 73,364 | 75,689 | 75,628 | 75,628 | 78,976 | 75,907 |
| FWNA-21678-SB | 216 x 36/78 | 3 | 4 | 4 | 19 | 75,934 | 78,189 | 78,189 | 80,572 | 80,509 | 80,509 | 83,940 | 80,795 |
| FWNA-22878-SB | 228 x 36/78 | 4 | 4 | 5 | 19 | 85,057 | 88,093 | 88,093 | 91,300 | 84,341 | 84,341 | 87,806 | 84,630 |
| FWNA-24078-SB | 240 x 36/78 | 4 | 4 | 5 | 19 | 89,121 | 92,192 | 92,192 | 95,436 | 88,397 | 88,397 | 91,900 | 88,688 |

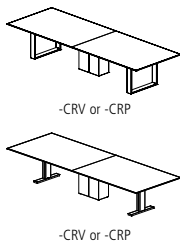
SIGHT LINE TABLES

| MODEL # | L x W | BASE QTY | SUB-TOP SECTIONS | STONE SECTIONS | SEATING CAPACITY | ROUNDED RECTANGLE BASE | | | HOOP BASE | | |
|---------------|-------------|----------|------------------|----------------|------------------|------------------------|---------|--------|-----------|--------|---------|
| | | | | | | Laminate | Painted | Veneer | Metal | Veneer | |
| | | | | | | -LRR | -PRR | -VRR | -HP | -VHP | |
| FWNA-8458-SB | 84 x 36/58 | 2 | 1 | 2 | 9 | | 24,327 | 24,327 | 25,472 | 20,995 | 25,638 |
| FWNA-10860-SB | 108 x 36/60 | 2 | 1 | 2 | 11 | | 30,315 | 30,315 | 31,587 | 26,615 | 31,773 |
| FWNA-13268-SB | 132 x 36/68 | 3 | 3 | 3 | 11 | | 45,657 | 45,657 | 47,137 | 46,903 | 55,897 |
| FWNA-15672-SB | 156 x 36/72 | 3 | 3 | 3 | 13 | | 65,113 | 65,113 | 67,445 | 58,334 | 66,280 |
| FWNA-16876-SB | 168 x 36/76 | 3 | 3 | 4 | 15 | | 67,664 | 67,664 | 69,930 | 61,079 | 68,797 |
| FWNA-18078-SB | 180 x 36/78 | 3 | 3 | 4 | 15 | | 71,388 | 71,388 | 73,654 | 64,802 | 72,521 |
| FWNA-19278-SB | 192 x 36/78 | 3 | 4 | 4 | 17 | | 72,031 | 72,031 | 75,339 | 67,650 | 75,369 |
| FWNA-20478-SB | 204 x 36/78 | 3 | 4 | 4 | 17 | | 77,922 | 77,922 | 81,365 | 73,364 | 81,397 |
| FWNA-21678-SB | 216 x 36/78 | 3 | 4 | 4 | 19 | | 82,860 | 82,860 | 86,386 | 78,189 | 86,418 |
| FWNA-22878-SB | 228 x 36/78 | 4 | 4 | 5 | 19 | | 86,714 | 86,714 | 90,274 | 88,093 | 99,169 |
| FWNA-24078-SB | 240 x 36/78 | 4 | 4 | 5 | 19 | | 90,796 | 90,796 | 94,397 | 92,192 | 103,393 |



STONE / QUARTZ TOP WITH FULL BULLNOSE EDGE

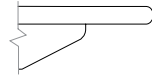
| BASE OPTIONS | CODE | PRICE | NOTES |
|--|-----------------------|----------------|--|
| Metal Trim Finish Options: | | | |
| Powder Coat | No Code | No Charge | Tapered and Rounded Rectangle Bases are standard with a metal trim detail in either Powder Coat or Clear Anodized. Other finishes available at an upcharge. |
| Clear Anodized | -CA | No Charge | |
| GoldMatt Anodized | -GMA | \$941 | |
| Antique Brass Anodized | -ABA | \$941 | |
| Light Bronze Anodized | -LBA | \$471 | |
| High Polish Finish | -HPF | \$554 | |
| Upholstered Base Option: | | | |
| | | -COM | -A -B -C -D -E -F -G |
| Upholstered Base, 54", 56", 58" Wide Tables | -UPH-48 | \$1,045 | \$1,359 \$1,463 \$1,568 \$1,672 \$2,404 \$2,822 \$3,031 |
| Upholstered Base, 60" Wide Table | -UPH-54 | \$1,045 | \$1,411 \$1,516 \$1,550 \$1,725 \$2,508 \$2,926 \$3,135 |
| Upholstered Base, 66", 68" Wide Tables | -UPH-60 | \$1,045 | \$1,463 \$1,568 \$1,672 \$1,777 \$2,717 \$3,135 \$3,344 |
| Upholstered Base, 70", 72" Wide Tables | -UPH-66 | \$1,045 | \$1,568 \$1,672 \$1,777 \$1,881 \$3,135 \$3,553 \$3,762 |
| Upholstered Base, 76", 78" Wide Tables | -UPH-72 | \$1,045 | \$1,672 \$1,777 \$1,881 \$1,986 \$3,658 \$4,076 \$4,285 |
| Acrylic Base Option: | | | |
| Acrylic, 54", 56", 58" Wide Tables | -ACR-48 | \$2,000 | Acrylic option applied to end/inner panels of Tapered Bases only. |
| Acrylic, 60" Wide Table | -ACR-54 | \$2,400 | |
| Acrylic, 66", 68" Wide Tables | -ACR-60 | \$2,600 | |
| Acrylic, 70", 72" Wide Tables | -ACR-66 | \$2,800 | |
| Acrylic, 76", 78" Wide Tables | -ACR-72 | \$3,100 | |
| Paint Option: | | | |
| Veneer Rounded Rectangle Base Inner Shell | -PVRR | DEDUCT \$471 | Paint option on Veneer Rounded Rectangle Base Inner Shell |
| Laminate Rounded Rectangle Base Inner Shell | -PLRR | No Charge | Paint option on Laminate Rounded Rectangle Base Inner Shell |
| Fenix Tapered Base End/Inner Panels | -PFTP | DEDUCT \$471 | Paint option on Fenix Tapered Base End/Inner Panels |
| Veneer Tapered Base End/Inner Panels | -PVTP | DEDUCT \$471 | Paint option on Veneer Tapered Base End/Inner Panels |
| Laminate Tapered Base End/Inner Panels | -PLTP | No Charge | Paint option on Laminate Tapered Base End/Inner Panels |
| Center Column Base Finish Options: | | | |
| Painted Center Column Base* | -CRP | No Charge | To replace existing middle base (Hoop Base and T-Base only) |
| Veneer Center Column Base* | -CRV | No Charge | |
| Polished Chrome Finish Options: | | | |
| Polished Chrome Hoop Base (2 base tables) | -PCHP2 | \$2,768 | *When specifying -CRV or -CRP in conjunction with a Polished Chrome finish on Hoop Base or T-Base tables with 3 bases, use the upcharge code and pricing for 2 base tables (-PCHP2 or -PCTB2). |
| Polished Chrome Hoop Base (3 base tables) | -PCHP3 | \$4,149 | |
| Polished Chrome Hoop Base (4 base tables) | -PCHP4 | \$5,218 | |
| TOP OPTIONS | | | |
| Multi-Section Tops: | | | |
| 102", 108", 114" and 120" one-piece tops split into two sections | Specify -2 | \$824 | Power Matrix (center of table location only) cannot be specified when this option is selected |
| 204", 216", 228" or 240" two-piece tops split into four sections | Specify -4 | \$1,642 | |
| POWER OPTIONS | | | |
| Low Profile Perimeter Power Option: | | | |
| 72"-132" Tables | -LPP6C | \$6,532 | See page 29 for location information (10) simplex outlets, (10) USB-A+C ports, (4) Modular AV Inserts/Plates (14) simplex outlets, (14) USB-A+C ports, (4) Modular AV Inserts/Plates (18) simplex outlets, (18) USB-A+C ports, (4) Modular AV Inserts/Plates Replaces USB-A+C ports |
| 144"-156" Tables | -LPP8C | \$9,144 | |
| 168"-240" Tables | -LPP10C | \$12,436 | |
| For USB-C+C | Add -USB-DualC | No Charge | |
| Field-Wired Option: | | | |
| 72"-132" Tables | Add -FW | DEDUCT \$1,945 | Some local electrical codes may require hardwiring of components and may not allow the use of standard modular power systems. A junction box will be provided when ordering the -FW option |
| 144"-156" Tables | Add -FW | DEDUCT \$2,378 | |
| 168"-240" Tables | Add -FW | DEDUCT \$2,913 | |
| Other Power and Data Options: | See pages 204-213 | | |





STONE / QUARTZ TOP WITH FULL BULLNOSE EDGE

EDGE PROFILE



Stone/Quartz Full Bullnose Edge

GENERAL INFORMATION

- Tops are 2cm thick, cantilevered 3" over a 2" built-up edge subtop
- When Absolute Black Granite stone is specified, the subtop will be painted in Galaxy (S8007)
- When Carrara Marble, Quartz Carrara Codena, or Quartz Serene stone is specified, the subtop will be painted in Cloud (S8004)
- Stone and Solid Surface Material: Despite its reputation for durability, natural stone can easily be broken during handling and/or installation if proper techniques are not followed. In addition, Nucraft is not responsible for the installation of natural stone or solid surface materials on its products. Therefore, installers specifically trained in the installation of these materials must be utilized to ensure a quality installation. Nucraft shall not be liable for any damages incurred during the handling and/or installation of natural stone or solid surface materials on its products.
- Steel lattice frame replaces the beam structure Seating capacity based on 27" per person
- Overall table height 29.5"
- T-Base combination finish includes a Polished Chrome foot and Powder Coat vertical column
- Beam finish will match Metal Finish selection. If no Metal Finish is selected, beams will be Foil.
- If Polished Chrome Finish is specified on the T-Base or Hoop Base, the beams will be Foil.
- Tables with three Hoop or T-Bases will default to the same base style for all three bases. An alternate Center Column Base may also be specified above.
- One wire manager included with the Hoop Base table (regardless of table size). Can be adhered to the leg and will default to the finish of the leg. Wire manager on veneer Hoop Bases will be veneered to match the base veneer option. If additional wire management channels are required, they can be purchased separately at the end of the price list.
- Rectangle, Expandable Rectangle, Tapered, Rounded Rectangle, Metal T-Base, Panel, Island, and Center Column bases include a removable access panel
- Tapered and Rounded Rectangle bases standard with a metal trim detail
- Veneer Hoop Base finish will match Top veneer finish
- Upholstery option is applied on the Rounded Rectangle outer base shell or Tapered Base end panel. For COM fabrics, yardage requirement is 1 yard per base.
- Center Wire Chase available on two base tables for more robust wire management needs. See page 213.
- On Tapered base tables with center bases, the center base will default to the finish selections specified for the end bases. Metal finish on center bases will default to the finish selection on the end base.
- On Rounded Rectangle base tables with center bases, both sides of the center base will default to the finish selection specified for the inner shell of the end bases. Metal finish on center base will default to finish selection specified for end base.
- If a powder coat finish is not selected for the Low Profile Perimeter Power, the finish will match the beam metal finish (Foil is the default when Clear Anodized is selected)
- Low Profile Perimeter Power option is not available on tables with Panel (-PP & -VP) and Hoop (-HP & -VHP) bases

REQUIRED INFORMATION (ORDER CANNOT BE ENTERED WITHOUT THIS INFORMATION)

See appendix pages vi-xii for surface material options.

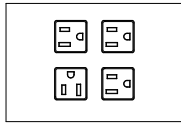
- Choose Stone
- Choose Veneer Finish, if Veneer base specified
- Choose Laminate Finish, if Laminate base specified
- Choose Fenix Finish, if Fenix base specified
- Choose Paint Finish, if Painted base or paint option specified
- Choose Metal Finish. Clear Anodized (-CA), GoldMatt Anodized (-GMA), Antique Brass Anodized (-ABA) and Light Bronze Anodized (-LBA) not available on T-Base or Hoop Base.
- Choose Powder Coat Finish, if Low Profile Perimeter Power is selected
- Choose Metal Finish for base trim detail, if Tapered or Rounded Rectangle Bases specified
- Choose Upholstery, if Upholstery Base Option specified
- Choose Acrylic Finish, if Acrylic Base Option specified



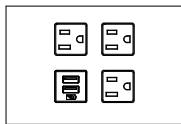
POWER AND DATA OPTIONS

| POWER MATRIX SMALL OR COMPACT | MODEL # | DESCRIPTION | W x D | SIMPLEX OUTLETS | BLANK | DATA* | PRICE |
|----------------------------------|------------|----------------------|-----------|--------------------|-------|-------|-------|
| | PM-SM-G | Small - Glass Door | 6 x 5.375 | 2 | 2 | 2 | 1,635 |
| | PM-SM-M | Small - Metal Door | 6 x 5.375 | 2 | 2 | 2 | 1,635 |
| | PM-SM-W | Small - Wood Door | 6 x 5.375 | 2 | 2 | 2 | 2,062 |
| | PM-SM-ST | Small - Stone Door | 6 x 5.375 | 2 | 2 | 2 | 2,585 |
| | PM-SM-G-C | Compact - Glass Door | 6 x 5.375 | 2 | 2 | 2 | 1,635 |
| | PM-SM-M-C | Compact - Metal Door | 6 x 5.375 | 2 | 2 | 2 | 1,635 |
| | PM-SM-W-C | Compact - Wood Door | 6 x 5.375 | 2 | 2 | 2 | 2,062 |
| | PM-SM-ST-C | Compact - Stone Door | 6 x 5.375 | 2 | 2 | 2 | 2,585 |

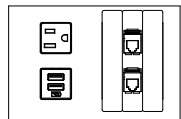
*Each data faceplate includes two RJ-45 (Data) connectors



-FOUR



-THREE-C



-USB-C

| OPTIONS | CODE | PRICE | NOTES |
|--|-----------------------|----------------------|--|
| 4 Simplex Receptacles | Add -FOUR | No Charge | Replace Modular AV Inserts/Plates with 2 simplex receptacles |
| 3 Simplex Receptacles/Charging USB-A+C | Add -THREE-C | No Charge | Replace Modular AV Inserts/Plates with 1 simplex receptacle and 1 charging USB-A+C |
| USB-A+C Charging | Add -USB-C | \$128 per unit | USB-A+C charger, replaces one of the simplex outlets |
| USB-C+C Charging | Add -USB-DualC | \$128 per unit | USB-C+C charger, replaces USB-A+C |
| Polished Chrome Door | Add -PD | \$245 per unit | Only available with metal door option |
| Polished Chrome Bezel | Add -PB | \$349 per unit | Only available on glass, stone and laminate top tables |
| Field-Wired | Add -FW | DEDUCT \$48 per unit | May be required in New York City, Chicago and San Francisco. Check with an electrician for local codes and requirements. |

Single Infeed Option Available See page 208

GENERAL INFORMATION

- Glass and wood doors are 1/4"-thick, metal doors are 1/8"-thick, stone/quartz doors are 3/8"-thick
- Wood finish will default to the same as the table top, if wood door specified
- Glass door is back-painted low-iron glass
- Stone door will default to the same finish as the stone/quartz table top, if stone door specified
- When specified on tables with laminate, Fenix, glass or stone/quartz tops, the Power Matrix unit can be specified with an optional bezel (-B)
- Solid surface top tables are only available with a bezel Power Matrix (-B)
- Power Matrix cord is 144"-long
- Interior body is clear anodized aluminum
- Each unit includes a 15 amp, 12' power infeed (plug in only)
- Standard configuration: Two simplex receptacles, two RJ-45 data connectors and two single blank faceplates
- If Field-Wired option is specified, each unit includes a 6' flexible metal conduit and requires a hardwire connection
- Additional data/AV faceplate options are on page 213

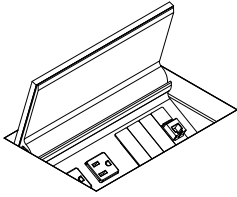
REQUIRED INFORMATION: (ORDER CANNOT BE ENTERED WITHOUT THIS INFORMATION)

See appendix pages vi-xii for surface material options.

- Choose location code & quantity from the charts on pages 19-20
- Choose Glass Door Finish, if glass door version is specified
- Choose Metal Finish, if metal door version is specified or for the bezel finish if the Power Matrix unit is specified with a bezel



POWER AND DATA OPTIONS

| POWER MATRIX MEDIUM | MODEL # | DESCRIPTION | W x D | SIMPLEX OUTLETS | BLANK | DATA* | PRICE |
|---|----------|---------------------|----------|-----------------|-------|-------|-------|
|  | PM-MD-G | Medium - Glass Door | 6 x 8.25 | 4 | 3 | 1 | 2,576 |
| | PM-MD-M | Medium - Metal Door | 6 x 8.25 | 4 | 3 | 1 | 2,576 |
| | PM-MD-W | Medium - Wood Door | 6 x 8.25 | 4 | 3 | 1 | 3,006 |
| | PM-MD-ST | Medium - Stone Door | 6 x 8.25 | 4 | 3 | 1 | 3,535 |

*Each data faceplate includes two RJ-45 (Data) connectors

| OPTIONS | CODE | PRICE | NOTES |
|--------------------------------|-----------------------|----------------------|--|
| USB-A+C Charging | Add -USB-C | \$128 per unit | USB-A+C charger, replaces one of the simplex outlets |
| USB-C+C Charging | Add -USB-DualC | \$128 per unit | USB-C+C charger, replaces USB-A+C |
| Polished Chrome Door | Add -PD | \$330 per unit | Only available with metal door option |
| Polished Chrome Bezel | Add -PB | \$390 per unit | Only available on glass, stone and laminate top tables |
| Field-Wired | Add -FW | DEDUCT \$48 per unit | May be required in New York City, Chicago and San Francisco. Check with an electrician for local codes and requirements. |
| Single Infeed Option Available | See page 208 | | |

GENERAL INFORMATION

- Glass and wood doors are 1/4"-thick, metal doors are 1/8"-thick, stone/quartz doors are 3/8"-thick
- Wood finish will default to the same as the table top, if wood door specified
- Glass door is back-painted low-iron glass
- Stone door will default to the same finish as the stone/quartz table top, if stone door specified
- When specified on tables with laminate, Fenix, glass or stone/quartz tops, the Power Matrix unit can be specified with an optional bezel (-B)
- Solid surface top tables are only available with a bezel Power Matrix (-B)
- Power Matrix cord is 144"-long
- Interior body is clear anodized aluminum
- Each unit includes a 15 amp, 12' power infeed (plug in only)
- Standard configuration: Four simplex receptacles, two RJ-45 data connectors and three single blank faceplates
- If Field-Wired option is specified, each unit includes a 6' flexible metal conduit and requires a hardwire connection
- Additional data/AV faceplate options are on page 213

REQUIRED INFORMATION: (ORDER CANNOT BE ENTERED WITHOUT THIS INFORMATION)

See appendix pages vi-xii for surface material options.

- Choose location code & quantity from the charts on pages 19-20
- Choose Glass Door Finish, if glass door version is specified
- Choose Metal Finish, if metal door version is specified or for the bezel finish if the Power Matrix unit is specified with a bezel



POWER AND DATA OPTIONS

| POWER MATRIX LARGE | MODEL # | DESCRIPTION | W x D | SIMPLEX OUTLETS | BLANK | DATA* | PRICE |
|--------------------|----------|--------------------|---------------|-----------------|-------|-------|-------|
| | PM-LG-G | Large - Glass Door | 15.25 x 10.75 | 6 | 4 | 2 | 4,293 |
| | PM-LG-M | Large - Metal Door | 15.25 x 10.75 | 6 | 4 | 2 | 4,293 |
| | PM-LG-W | Large - Wood Door | 15.25 x 10.75 | 6 | 4 | 2 | 4,977 |
| | PM-LG-ST | Large - Stone Door | 15.25 x 10.75 | 6 | 4 | 2 | 5,539 |

*Each data faceplate includes two RJ-45 (Data) connectors

| OPTIONS | CODE | PRICE | NOTES |
|--------------------------------|-----------------------|----------------------|--|
| USB-A+C Charging | Add -USB-C | \$249 per unit | USB-A+C charger, replaces one of the simplex outlets per side |
| USB-C+C Charging | Add -USB-DualC | \$249 per unit | USB-C+C charger, replaces USB-A+C |
| Polished Chrome Door | Add -PD | \$811 per unit | Only available with metal door option |
| Polished Chrome Bezel | Add -PB | \$627 per unit | Only available on glass, stone and laminate top tables |
| Field-Wired | Add -FW | DEDUCT \$87 per unit | May be required in New York City, Chicago and San Francisco. Check with an electrician for local codes and requirements. |
| Single Infeed Option Available | See page 208 | | |

GENERAL INFORMATION

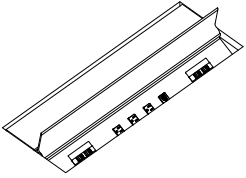
- Glass and wood doors are 1/4"-thick, metal doors are 1/8"-thick, stone/quartz doors are 3/8"-thick
- Wood finish will default to the same as the table top, if wood door specified
- Glass door is back-painted low-iron glass
- Stone door will default to the same finish as the stone/quartz table top, if stone door specified
- When specified on tables with laminate, Fenix, glass or stone/quartz tops, the Power Matrix unit can be specified with an optional bezel (-B)
- Solid surface top tables are only available with a bezel Power Matrix (-B)
- Power Matrix cord is 144"-long
- Interior body is clear anodized aluminum
- Each unit includes a 15 amp, 12' power infeed (plug in only)
- Standard configuration: Six simplex receptacles, four RJ-45 data connectors and four single blank faceplates
- If Field-Wired option is specified, each unit includes a 6' flexible metal conduit and requires a hardwire connection
- Additional data/AV faceplate options are on page 213

REQUIRED INFORMATION: (ORDER CANNOT BE ENTERED WITHOUT THIS INFORMATION)

- See appendix pages vi-xii for surface material options.
- Choose location code & quantity from the charts on pages 19-20
 - Choose Glass Door Finish, if glass door version is specified
 - Choose Metal Finish, if metal door version is specified or for the bezel finish if the Power Matrix unit is specified with a bezel



POWER AND DATA OPTIONS

| POWER MATRIX EXTRA LARGE | MODEL # | DESCRIPTION | W x D | SIMPLEX OUTLETS | BLANK | DATA* | PRICE |
|---|---------|--------------------------|---------------|-----------------|-------|-------|-------|
|  | PM-XL-G | Extra Large - Glass Door | 30.25 x 10.75 | 8 | 8 | 4 | 6,005 |
| | PM-XL-M | Extra Large - Metal Door | 30.25 x 10.75 | 8 | 8 | 4 | 6,005 |
| | PM-XL-W | Extra Large - Wood Door | 30.25 x 10.75 | 8 | 8 | 4 | 6,692 |

*Each data faceplate includes two RJ-45 (Data) connectors

| OPTIONS | CODE | PRICE | NOTES |
|--------------------------------|-----------------------|----------------------|--|
| USB-A+C Charging | Add -USB-C | \$249 per unit | USB-A+C charger, replaces one of the simplex outlets per side |
| USB-C+C Charging | Add -USB-DualC | \$249 per unit | USB-C+C charger, replaces USB-A+C |
| Polished Chrome Door | Add -PD | \$1,137 per unit | Only available with metal door option |
| Polished Chrome Bezel | Add -PB | \$817 per unit | Only available on glass, stone and laminate top tables |
| Field-Wired | Add -FW | DEDUCT \$87 per unit | May be required in New York City, Chicago and San Francisco. Check with an electrician for local codes and requirements. |
| Single Infeed Option Available | See page 208 | | |

GENERAL INFORMATION

- Glass and wood doors are 1/4"-thick, metal doors are 1/8"-thick
- Wood finish will default to the same as the table top, if wood door specified
- Glass door is back-painted low-iron glass
- Extra Large Power Matrix units are only available with a bezel (-B)
- Power Matrix cord is 144"-long
- Interior body is clear anodized aluminum
- Each unit includes a 15 amp, 12' power infeed (plug in only)
- Standard configuration: Eight simplex receptacles, eight RJ-45 data connectors and eight single blank faceplates
- If Field-Wired option is specified, each unit includes a 6' flexible metal conduit and requires a hardwire connection
- Additional data/AV faceplate options are on page 213

REQUIRED INFORMATION: (ORDER CANNOT BE ENTERED WITHOUT THIS INFORMATION)

- See appendix pages vi-xii for surface material options.
- Choose location code & quantity from the charts on pages 19-20
 - Choose Glass Door Finish, if glass door version is specified
 - Choose Metal Finish, if metal door version is specified or for the bezel finish



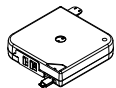
POWER AND DATA OPTIONS

| SINGLE INFEED OPTION | MODEL # | DESCRIPTION | PRICE |
|----------------------|---------|---|-------|
| | SI-H | Single In-Feed Option, Hard-wired | 608 |
| | SI-C | Single In-Feed Option, Corded (Plug-in) | 734 |

GENERAL INFORMATION

- Tables 72"-120" in length include 2 duplex receptacles with the modular power system
- Tables 132"-240" in length include 3 duplex receptacles with the modular power system
- Hardwired and Corded Single Infeed options are 7' long
- Single Infeed option cannot be specified in conjunction with the Field-Wired (-FW) option
- Corded Single Infeed option will require a 20-amp power outlet in the floor monument and reduces the modular electrical system in the table to a single circuit

| RETRACTORS | MODEL # | DESCRIPTION | PRICE |
|------------|------------|------------------------|-------|
| | CR-CAT6 | CAT6 Retractor | 996 |
| | CR-HDMI | HDMI Retractor | 996 |
| | CR-DISPLAY | Display Port Retractor | 996 |
| | CR-USB | Data USB Retractor | 996 |

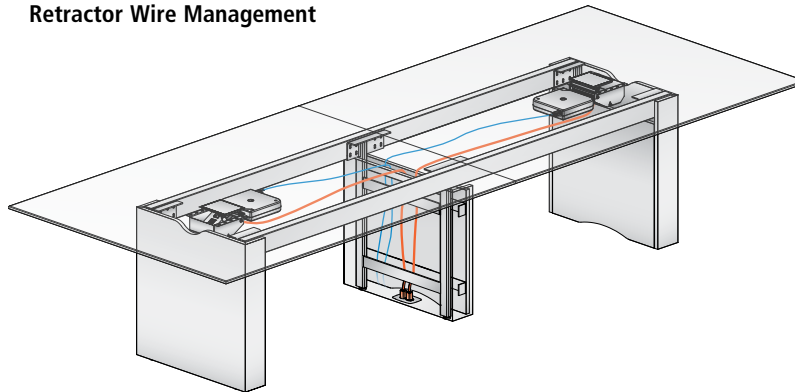


CR-HDMI

GENERAL INFORMATION

- Mounting bracket and attaching hardware included with each retractor
- Can only be used with Power Matrix Small or Medium units
- Not available on round tables
- One Cable Pass Through Set (one top, one bottom) Modular AV Insert/Plate included. Double style Modular AV Inserts/Plates.
- See page 24 for availability by table size

Retractor Wire Management



| POWER DOT | MODEL # | DESCRIPTION | PRICE |
|-----------|---------|----------------------|-------|
| | PDOT1 | 2 simplex | 414 |
| | PDOT2 | 1 simplex, 1 data | 414 |
| | PDOT3-C | 1 simplex, 1 USB-A+C | 527 |



PDOT3-C

POWER DOT LOCATION CO

PD-36 1 Power Dot centrally located for table desk applications

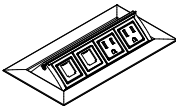
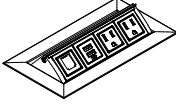
| OPTIONS | CODE | PRICE | NOTES |
|-------------|----------------|-----------|--|
| Field-Wired | Add -FW | No Charge | May be required in New York City, Chicago and San Francisco. Check with an electrician for local codes and requirements. |

GENERAL INFORMATION

- Power Dot option includes 72" power cord. PDOT2 includes one open data port. Voice/data modules must be ordered separately. Contact your local AV integrator.





POWER AND DATA OPTIONS

| TECH NODE | MODEL # | W X D | SIMPLEX RECEPTACLES | OPEN DATA PORTS | CHARGING USB-A+C | PRICE | | | | | | | | |
|---|------------|---|--|-----------------|------------------|-------|---------|------|-------|-------|-------------|---------|-----------|--|
|  PUP | PUP | 8 x 4 | 2 | 2 | - | 597 | | | | | | | | |
| | PUP-USB-AC | 8 x 4 | 2 | 1 | 1 | 711 | | | | | | | | |
|  PUP-USB-AC | | <table border="1"> <thead> <tr> <th>OPTIONS</th> <th>CODE</th> <th>PRICE</th> <th>NOTES</th> </tr> </thead> <tbody> <tr> <td>Field-Wired</td> <td>Add -FW</td> <td>No Charge</td> <td>May be required in New York City, Chicago and San Francisco. Check with an electrician for local codes and requirements.</td> </tr> </tbody> </table> | | | | | OPTIONS | CODE | PRICE | NOTES | Field-Wired | Add -FW | No Charge | May be required in New York City, Chicago and San Francisco. Check with an electrician for local codes and requirements. |
| OPTIONS | CODE | PRICE | NOTES | | | | | | | | | | | |
| Field-Wired | Add -FW | No Charge | May be required in New York City, Chicago and San Francisco. Check with an electrician for local codes and requirements. | | | | | | | | | | | |

GENERAL INFORMATION

- 12' cord and a 15 amp plug-in power infeed
- Voice/data modules must be ordered separately; contact your local AV integrator
- PUP defaults to color of metal finish specified on tables (Shadow, Storm, Black, Aged Bronze, Satin Bronze and Galaxy receive Black Anodized Tech Node; Cloud, Burnished and Foil receive Clear Anodized Tech Node)
- Round tables with cylinder bases do not have visible metal components, specify metal finish for Tech Node: Clear or Black Anodized
- Includes a Voice/Data Adapter Kit to accept couplers and jacks when required
- UL Listed



REQUIRED INFORMATION: (ORDER CANNOT BE ENTERED WITHOUT THIS INFORMATION)
 See appendix pages vi-xii for surface material options.
 ▪ Choose location code and quantity from chart below

| POWER SPEC | MODEL # | DESCRIPTION | PRICE |
|---|----------|--|-------|
|  PWR-R-W | PWR-R-B | Round Power Spec with Black Faceplate | 128 |
| | PWR-R-W | Round Power Spec with White Faceplate | 128 |
|  PWR-SQ-W | PWR-SQ-B | Square Power Spec with Black Faceplate | 128 |
| | PWR-SQ-W | Square Power Spec with Faceplate | 128 |

GENERAL INFORMATION

- Includes one simplex receptable
- 12' cord

REQUIRED INFORMATION: (ORDER CANNOT BE ENTERED WITHOUT THIS INFORMATION)
 See appendix pages vi-xii for surface material options.
 ▪ Choose Metal Finish: Satin Nickel (SNB) or Chrome (CB)

| USB SPEC | MODEL # | DESCRIPTION | PRICE |
|--|-----------|---------------------------------------|-------|
|  USBC-R | USBC-R-B | Round Data Spec with Black Faceplate | 267 |
| | USBC-R-W | Round Data Spec with White Faceplate | 267 |
|  USBC-SQ | USBC-SQ-B | Square Data Spec with Black Faceplate | 267 |
| | USBC-SQ-W | Square Data Spec with White Faceplate | 267 |

GENERAL INFORMATION

- Includes one charging USB-A+C
- 6' cord

REQUIRED INFORMATION: (ORDER CANNOT BE ENTERED WITHOUT THIS INFORMATION)
 See appendix pages vi-xii for surface material options.
 ▪ Choose Metal Finish: Satin Nickel (SNB) or Chrome (CB)



POWER AND DATA OPTIONS

| GROMMET | MODEL # | DESCRIPTION | DIAMETER | PRICE |
|---------|---------|---------------|----------|-------|
| | GR | Round Grommet | 2" Dia | 242 |



| OPTIONS | CODE | PRICE | NOTES |
|-------------------------|----------|---------------|-------|
| Polished Chrome Grommet | Add -PCG | \$98 per unit | |

GENERAL INFORMATION

- Metal finish will default to the metal chosen for the table unless otherwise specified
- Available at center location only
- Available on round tables with no power or with Low Profile Perimeter Power, in all top materials. Grommets are not available on tables with an X-base.
- Available on rectangle, radius rectangle, sightline and boat tables with no power, Low Profile Perimeter Power, and with Power Matrix, Tech Node and Power Spec (in quantities of 2 or 4) in all top materials

REQUIRED INFORMATION: (ORDER CANNOT BE ENTERED WITHOUT THIS INFORMATION)

See appendix pages vi-xii for surface material options.

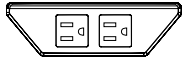
- Choose Metal Finish: Powder Coat, Clear Anodized or Polished Chrome (upcharge applies)

| LOCATION CODES | TECH NODE | POWER SPEC | USB SPEC | ROUND GROMMET | LOCATION | QUANTITY OF UNITS TO ORDER |
|----------------|-----------|------------|----------|---------------|-----------------------------------|----------------------------|
| | TN-1 | SP-1 | SP-1 | G-1 | One at center | 1 |
| | TN-2 | SP-2 | SP-2 | | One at each end | 2 |
| | TN-3 | SP-3 | SP-3 | | One at center and one at each end | 3 |
| | TN-4 | SP-4 | SP-4 | | Four equally spaced | 4 |



POWER AND DATA OPTIONS

| HARDWIRE INFEED POWER RAIL KIT | MODEL # | TOTAL # OF RAILS | ELECTRICAL OUTLETS | (2) SIMPLEX -S2 | ELECTRICAL OUTLETS | (1) SIMPLEX / (1) CHARGING USB-A+C -S3 |
|--|--------------|------------------|--------------------|-----------------|--------------------|--|
| (Includes Power Rails, Hardwire Infeed and Modular Power Components) | FW-RAIL-1-H | 1 | 2 | 1,462 | 1 | 1,462 |
| | FW-RAIL-2-H | 2 | 4 | 2,320 | 2 | 2,320 |
| | FW-RAIL-3-H | 3 | 6 | 3,177 | 3 | 3,177 |
| | FW-RAIL-4-H | 4 | 8 | 4,036 | 4 | 4,036 |
| | FW-RAIL-5-H | 5 | 10 | 4,894 | 5 | 4,894 |
| | FW-RAIL-6-H | 6 | 12 | 5,749 | 6 | 5,749 |
| | FW-RAIL-7-H | 7 | 14 | 6,605 | 7 | 6,605 |
| | FW-RAIL-8-H | 8 | 16 | 7,461 | 8 | 7,461 |
| | FW-RAIL-9-H | 9 | 18 | 8,321 | 9 | 8,321 |
| | FW-RAIL-10-H | 10 | 20 | 9,179 | 10 | 9,179 |
| | FW-RAIL-11-H | 11 | 22 | 10,035 | 11 | 10,035 |
| | FW-RAIL-12-H | 12 | 24 | 10,892 | 12 | 10,892 |



-S2



-S3

GENERAL INFORMATION


- Includes modular power electrical system
- Hardwire infeed is 7' long
- Not available on Stone Top tables
- Maximum of 12 Power Rails per table
- Simplex receptacles will be white, when Burnished, Cloud or Foil powdercoat finishes are specified. Black simplex receptacles will be used for all other powdercoat finishes.
- Power Rails not available in Clear or Black Anodized

REQUIRED INFORMATION: (ORDER CANNOT BE ENTERED WITHOUT THIS INFORMATION)

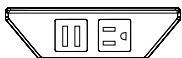
See appendix pages vi-xii for surface material options.

- Choose Metal Finish

| CORDED INFEED POWER RAIL KIT | MODEL # | TOTAL # OF RAILS | ELECTRICAL OUTLETS | (2) SIMPLEX -S2 | ELECTRICAL OUTLETS | (1) SIMPLEX / (1) CHARGING USB-A+C -S3 |
|--|--------------|------------------|--------------------|-----------------|--------------------|--|
| (Includes Power Rails, Corded Infeed and Modular Power Components) | FW-RAIL-1-C | 1 | 2 | 1,589 | 1 | 1,589 |
| | FW-RAIL-2-C | 2 | 4 | 2,450 | 2 | 2,450 |
| | FW-RAIL-3-C | 3 | 6 | 3,306 | 3 | 3,306 |
| | FW-RAIL-4-C | 4 | 8 | 4,161 | 4 | 4,161 |
| | FW-RAIL-5-C | 5 | 10 | 5,018 | 5 | 5,018 |
| | FW-RAIL-6-C | 6 | 12 | 5,879 | 6 | 5,879 |
| | FW-RAIL-7-C | 7 | 14 | 6,736 | 7 | 6,736 |
| | FW-RAIL-8-C | 8 | 16 | 7,591 | 8 | 7,591 |
| | FW-RAIL-9-C | 9 | 18 | 8,448 | 9 | 8,448 |
| | FW-RAIL-10-C | 10 | 20 | 9,307 | 10 | 9,307 |
| | FW-RAIL-11-C | 11 | 22 | 10,165 | 11 | 10,165 |
| | FW-RAIL-12-C | 12 | 24 | 11,021 | 12 | 11,021 |



-S2



-S3

GENERAL INFORMATION

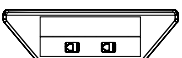
- Not available on Stone Top tables
- Data rails do not count toward the maximum of 12 Power Rails per table. For information on how many Data Rails a specific table size can accommodate, please contact NuCraft Customer Service.
- Data Rails not available in Clear or Black Anodized
- Corded Single Infeed option will require a 20-amp power outlet in the floor monument and reduces the modular electrical system in the table to a single circuit

REQUIRED INFORMATION: (ORDER CANNOT BE ENTERED WITHOUT THIS INFORMATION)

See appendix pages vi-xii for surface material options.

- Choose Metal Finish

| DATA RAIL | MODEL # | DESCRIPTION | PRICE |
|-----------|--------------|---|-------|
| | FW-RAIL-DATA | Data Rail includes (1) blank faceplate and (1) dual RJ-45 faceplate | 664 |



FW-RAIL-DATA

GENERAL INFORMATION

- Not available on Stone Top tables
- Data rails do not count toward the maximum of 12 Power Rails per table. For information on how many Data Rails a specific table size can accommodate, please contact NuCraft Customer Service.
- Data Rails not available in Clear or Black Anodized

REQUIRED INFORMATION: (ORDER CANNOT BE ENTERED WITHOUT THIS INFORMATION)

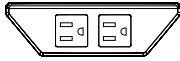
See appendix pages vi-xii for surface material options.

- Choose Metal Finish



POWER AND DATA OPTIONS

| FIELD-WIRED | MODEL # | DESCRIPTION | (2) SIMPLEX -S2 | (1) SIMPLEX / (1) CHARGING USB-A+C -S3 |
|-------------|---------|-------------|--------------------|---|
|-------------|---------|-------------|--------------------|---|



-S2



-S3

| | | | |
|------------|------------------------|-----|-----|
| FW-RAIL-FW | Field-Wired Power Rail | 764 | 764 |
|------------|------------------------|-----|-----|

GENERAL INFORMATION


- Includes 6' flexible metal conduit and required a hardwire connection
- Not available on Stone Top tables
- Maximum of 12 Power Rails per table
- May be required in New York City, Chicago and San Francisco. Check with an electrician for local codes and requirements. A junction box will be provided when ordering the FW-RAIL-FW option.
- Power Rails not available in Clear or Black Anodized

REQUIRED INFORMATION: (ORDER CANNOT BE ENTERED WITHOUT THIS INFORMATION)

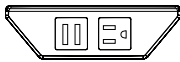
See appendix pages vi-xii for surface material options.

- Choose Metal Finish

| INDIVIDUAL POWER RAIL | MODEL # | DESCRIPTION | (2) SIMPLEX -S2 | (1) SIMPLEX / (1) CHARGING USB-A+C -S3 |
|-----------------------|---------|-------------|--------------------|---|
|-----------------------|---------|-------------|--------------------|---|



-S2



-S3

| | | | |
|---------|------------|-----|-----|
| FW-RAIL | Power Rail | 861 | 861 |
|---------|------------|-----|-----|

GENERAL INFORMATION

- Individual power rails do not include a modular power system. Each Power Rail must directly plug into a floor core with a 6'-corded 15-amp plug-in infeed. (Typically used with smaller tables, rounds, squares, soft squares, where a modular power system is not required.)
- Not available on Stone Top tables
- Maximum of 12 Power Rails per table
- Simplex receptacles will be white, when Burnished, Cloud or Foil powdercoat finishes are specified. Black simplex receptacles will be used for all other powdercoat finishes.
- Power Rails not available in Clear or Black Anodized

REQUIRED INFORMATION: (ORDER CANNOT BE ENTERED WITHOUT THIS INFORMATION)

See appendix pages vi-xii for surface material options.

- Choose Metal Finish




POWER AND DATA OPTIONS

| DATA FACEPLATES | MODEL # | DESCRIPTION | STYLE | W x H | PRICE |
|-----------------|---------|--|--------|---------------|-------|
| | FLDF-1 | Blank faceplate, single height | Single | 3-1/2 x 5/8 | 81 |
| | FLDF-2 | One VGA 15-pin HD Female to Female Gender Changer, one 3.5mm Stereo Mini Jack to Solder Tabs | Single | 3-1/2 x 5/8 | 284 |
| | FLDF-3 | One VGA 15-pin HD Female to Female Gender Changer | Single | 3-1/2 x 5/8 | 223 |
| | FLDF-4 | One RJ-11 Female to Punch Down - Phone | Single | 3-1/2 x 5/8 | 223 |
| | FLDF-5 | One RJ-45 Female to Female Barrel - Data | Single | 3-1/2 x 5/8 | 182 |
| | FLDF-6 | Two RJ-45 Female to Female Barrels, single height | Single | 3-1/2 x 5/8 | 244 |
| | FLDF-7 | Two RJ-45 Female to Punch Down for CAT 6 - AMP | Single | 3-1/2 x 5/8 | 345 |
| | FLDF-8 | Two RJ-45 Female to Punch Down for CAT 6 - Leviton | Single | 3-1/2 x 5/8 | 345 |
| | FLDF-10 | Two RJ-45 Female to Punch Down for CAT 6 - Panduit | Single | 3-1/2 x 5/8 | 345 |
| | FLDF-11 | Two USB A Female to Two USB A Female on 10" Pigtailed | Single | 3-1/2 x 5/8 | 386 |
| | FLDF-12 | Blank faceplate, double height | Double | 3-1/2 x 1-3/8 | 101 |
| | FLDF-13 | Two RJ-45 Female to Female Barrels, double height | Double | 3-1/2 x 1-3/8 | 244 |
| | FLDF-14 | Cable Pass-Through Set - one top, one bottom | Double | 3-1/2 x 1-3/8 | 426 |
| | FLDF-15 | One HDMI Female to Female Barrel | Single | 3-1/2 x 5/8 | 284 |

GENERAL INFORMATION

- Each FW-RAIL-DATA unit holds two Single Space faceplates
- Faceplates are black

| CHARGING TRAC | MODEL # | TOTAL BRACKETS | # OF USB PORTS | PRICE |
|---|---------|----------------|----------------|-------|
|  | TRAC-2 | 2 | 4 | 2,216 |
| | TRAC-4 | 4 | 8 | 3,738 |

GENERAL INFORMATION

- Plug-in Infeed only
- Field Installed
- 15 amp

REQUIRED INFORMATION: (ORDER CANNOT BE ENTERED WITHOUT THIS INFORMATION)

See appendix pages vi-xii for surface material options.

- Choose Metal Finish

| WIRE CHASE | MODEL # | W x D | DESCRIPTION | PRICE |
|---|---------|---------|---------------------------------|-------|
|  | FWCB-V | 24 x 12 | Veneer Center Column Wire Chase | 974 |
| | FWCB-P | 24 x 12 | Paint Center Column Wire Chase | 974 |

GENERAL INFORMATION

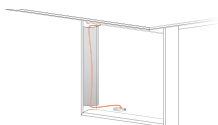
- Wire Chase option to be used with two base tables (not for structural support)
- Wire Management opening is 8.3" x 20"

REQUIRED INFORMATION: (ORDER CANNOT BE ENTERED WITHOUT THIS INFORMATION)

See appendix pages vi-xii for surface material options.

- Choose Veneer Finish, if applicable
- Choose Paint Finish, if applicable
- Choose Metal Finish

| WIRE MANAGER | MODEL # | DESCRIPTION | PRICE |
|-------------------------------|---------|-----------------------------------|-------|
| (shown attached to Hoop Base) | WM | Wire Manager for Metal Hoop Base | 421 |
| | WM-V | Wire Manager for Veneer Hoop Base | 703 |



| OPTIONS | CODE | PRICE | NOTES |
|------------------------|-----------------|-------|----------------------------|
| Polished Chrome Finish | Add -PCF | \$402 | Available on WM model only |

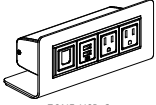
REQUIRED INFORMATION (ORDER CANNOT BE ENTERED WITHOUT THIS INFORMATION)

See appendix pages vi-xii for surface material options.

- Choose Metal Finish, if WM specified
- Choose Veneer Finish, if WM-V specified

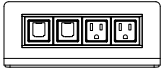


FREESTANDING POWER OPTION

| TECH ZONE | MODEL # | DESCRIPTION | SIMPLEX OUTLETS | OPEN DATA PORTS | CHARGING USB-A+C | PRICE |
|---|------------|---|-----------------|-----------------|------------------|-------|
|  ZONE-USB-C | ZONE-DATA | (2) Simplex receptacles, (2) Open data ports | 2 | 2 | - | 375 |
| | ZONE-USB-C | (2) Simplex receptacles, (1) Charging USB-A+C, (1) Open data port | 2 | 1 | 1 | 449 |

GENERAL INFORMATION

- 72" long plug-in infeed cord
- Finish is black
- Includes a Voice/Data Adapter Kit to accept couplers and jacks when required



ZONE-DATA



ZONE-USB-C



Appendix



This price book supercedes all previous versions.

Before placing your order, confirm you have all required information necessary. Lead times for orders begin after all required information is included and correct.

Delivery Information

We know lead times are important and sticking to them even more so. We work to maintain a 6-8 week lead time on all standard products in this book from receipt of a clean order. All orders are acknowledged with an approximate shipping date and will be invoiced with the price in effect at the date the purchase order is received. For current lead times, please review www.nucraft.com/resources/lead-times.

Shipping charges are prepaid (within the continental U.S.). Therefore, pricing is a delivered price based on normal ground transportation. If you have special instructions, need to ship by air, or are shipping to Alaska or Hawaii, contact Nucraft Customer Service. Nucraft can also help arrange to have products blanket wrapped for an additional charge. Contact the Nucraft Customer Service team or specify it on your purchase order.

Minimum Freight Charge: Any order below \$3,000 net will be assessed a \$500 net minimum freight charge (one per order).

Orders are subject to acquiring the materials required for manufacturing. Fulfillment can be affected by strikes, fires, embargoes and acts of government. These elements are beyond our control.

Nucraft offers a variety of services to accommodate a wide range of delivery requirements. Availability of these services is dependent on a number of factors and may not be offered with all shipments. Examples of delivery services that have additional fees include:

- Specific date
- Specific time of day, morning or afternoon
- Delivery to a warehouse before delivery to its final destination (unless product is picked up at the warehouse)

Contact the Nucraft Customer Service team for availability and pricing on these services.

Freight Terms

Shipping charges for Nucraft products are prepaid for standard delivery in the continental United States. Standard delivery is defined as follows: Product is delivered on a 53' trailer being pulled by a long-haul tractor (total length of 85'). Facility will receive delivery Monday through Friday between the hours of 8:00 AM and 4:00 PM. Facility has docks with levelers and a fork truck for unloading. Product will be loaded on load bars two levels high. Receiving facility is responsible to have personnel on hand to unload the truck upon arrival, drivers do not unload. Delivery sites or times that do not meet these criteria may be accommodated, but will incur a charge to cover additional shipping costs. Please **notify Nucraft a minimum of two weeks prior to shipment** to arrange special services and determine additional charges.

Storage

Nucraft has no storage facilities for finished product. If a customer cannot accept an order when it is ready for shipment, the customer must designate an alternative shipping address. If no address is provided, Nucraft may, at its discretion, transfer the product to storage. If product is transferred to an off-site storage facility, the customer may be charged for transportation to the facility and for any associated storage fees. Nucraft considers transfer of the product to a storage facility the equivalent of shipment, including invoicing and payment. Customers assume the risk of damage or loss during storage.

Transportation Times and Delays

Third party carriers that Nucraft contracts with will make reasonable efforts to accommodate requested delivery times and dates. Scheduled delivery appointments may, however, be delayed for a variety of reasons, including inclement weather, traffic, transportation equipment problems, and delays encountered at other delivery locations along the delivery route. Nucraft does not recommend scheduling activities that depend on the delivery appointment (for example, scheduling furniture installers to install furniture the day of the delivery appointment). Nucraft shall not be liable for any costs incurred as a result of a missed delivery appointment.

Shipment Damage Claims

Legal title to merchandise passes to the buyer upon acceptance by the carrier. Inspect all cartons upon delivery. Details of visible damage should be noted on the delivery receipt. Do not destroy packaging, transport to site, or install product if damage is found upon inspection. Inspection of products should be completed upon delivery to the receiver. If visible damage is apparent, a claim should be filed immediately with Nucraft Customer Service. If visible damage is not apparent, sign the delivery receipt "No visible damage." This will allow recourse for a concealed damage claim. Concealed damage claims must be filed within 15 days of receipt, **prior to transporting or installing any product.**

Do not destroy packing materials until shipment has been inspected. If damage is found, proceed to file a claim with Nucraft Customer Service.

Failure to make any claims against Nucraft within 15 days shall constitute acceptance of the merchandise and a waiver of any defects, errors or shortages discovered upon inspection.

Cancellations

Cancellations must be reviewed by our Customer Service team. Because we build your products to order, orders cannot be cancelled once processing has begun. Processing includes but is not limited to development of shop drawings and other engineering drawings. If cancellation is approved, a processing fee of 20-100% will be assessed based on the status of the order.

Change Order Policy

Nucraft will make every attempt to honor any reasonable change request to product provided that the request is received prior to start of production. Change orders will be accepted only if the request is made in writing and received in time to make the change. Nucraft reserves the right to increase our acknowledged price and ship date if necessary to make the requested changes. Please submit any change order request to our Customer Service team. Nucraft will assess charges to the customer as stipulated in the following:

- Standard Orders: Change orders received prior to production will be charged \$400 net to cover administrative costs.
- Special Orders: Change orders received prior to production will be charged \$400 net to cover administrative costs. There may be additional costs associated with engineering labor required for the change order.
- Change orders received after production must be evaluated by Nucraft. If approved, the charge will be \$400 net plus any restocking charges accumulated. There may be additional costs associated with engineering and/or manufacturing labor, as well as material costs, required for the change order.



Repair Authorization

Prior written approval is required for repairs of merchandise charged to Nucraft. Failure to do so will result in customer funded repairs.

Payment Terms

Deposits are required at the time of order due to the custom nature of our products. See information regarding Cancellations above.

Credit terms are available to qualified customers. Please contact AR@Nucraft.com to start the application process. Note that the credit application process requires a valid sales tax exemption or resale tax certificate, Form W-9, and three current trade references.

Credit Card Payments are accepted via web portal. Please contact AR@Nucraft.com for payment instructions. Note that a 2% convenience fee will be added for using this payment method and no early pay discounts are allowed on credit card payments.

Warranty

Nucraft Furniture is warranted to be free from defects in materials and workmanship for a period of ten years of single shift use. Limitations include:

- Mechanical Devices such as latches, casters, and other moving components are warranted for five years of the date of original delivery.
- Height adjustable components are warranted for two years of the date of original delivery.
- The following are warranted for one year of the date of original delivery:
 - Textiles
 - Electrical Components
 - Refrigeration Units
 - Custom Products not described in Nucraft's Catalogue

This warranty is applicable only if furniture is properly installed and maintained in an office environment. This warranty extends only to products manufactured and sold in North America and only to original purchasers acquiring new Nucraft product through authorized dealers or approved sellers.

During this warranty period, Nucraft's sole obligation is to repair or replace, at Nucraft's discretion, products which prove to be defective during the warranty period.

This warranty does not cover:

- Damage caused by a carrier.
- Damage from user modification, misuse, abuse, accident, or negligence.
- Customer's Own Material (COM) specified by the customer that is not a standard product offering.
- Color, grain, or texture of wood and other covering material.

Nucraft extends no other warranties, expressed or implied, including warranty of merchantability or fitness for a particular purpose. Nucraft shall not be liable for loss of time, inconvenience, commercial loss, incidental or consequential damages.

Environmental Statement

Nucraft is committed to supporting responsible environmental policies and practices in all that we do. We strive for sustainability, weighing our business decisions against the costs to the ecological, social and economic systems they affect.

Our products are manufactured to meet the credit requirements of the U.S. Green Building Council's LEED rating systems in one or more of the following categories:

- Recycled Content
- Certified Wood
- Low-Emitting Materials

Computer Aided Planning

Nucraft products and pricing are available via CET and 2020 Cap, an AutoCAD®-based space planning tool.

2020 Cap is an integrated software system developed specifically for interior designers and facility planners to enhance workplace performance. This modern suite of applications works together seamlessly, in concert. Navigate catalogs, select products, design in plan view and 3D, assign options, create worksheets and build a project where you want, when you want. Take your pick. It's dynamic and interactive. Design projects are a work in progress. And now you can perform any of the many discrete tasks that go into a project any time, any place.

For additional information, you may contact 2020 Cap direct at 800-227-0038.

Product symbols (Revit, 2D and 3D) are available on the Nucraft website at www.nucraft.com/resources/product-symbols.

iSpec®

Nucraft offers a free online product configuration and specification service that saves you time and allows you to be creative while leaving the nuts and bolts to someone else. No specific software is required, nor is there any learning curve. This service applies to all Nucraft products. For additional information, call 1-877-NUCRAFT and ask for the iSpec Team or log on to www.nucraft.com/resources/ispec.



Surface Materials Palette

We crafted our materials palette using the same demanding standards that distinguish our furniture. Thoughtful design and attention to every detail elevate your possibilities.

Anchored by Nucraft veneers, unrivaled for clarity, quality, and depth of finish, our collection of surface materials comprises a sophisticated set of balanced elements that supports your design vision.

Some elements have their roots in Nucraft's rich heritage. Others are new materials and reflect current trends and taste. Together, they ensure that you're ready for today and positioned well for the future. Beautifully.

Custom Finishes

Nucraft specializes in expert custom finish matching. For a nominal upcharge we can provide custom finishes, and we are frequently asked to match the finishes of other furniture manufacturers. For finishes that appear unusual to match or for customers directly requesting a sample, a finish sample will be sent for approval prior to entering the order.

Custom finishes requiring colored varnishes to create a painted look can only be applied to Maple veneer and require one extra week in addition to the standard lead time. Nucraft's standard black finish (G82) can be applied to all Nucraft standard veneers. Walnut is the standard black veneer. Other species must be specified when ordering.

Clear coat on a special veneer requires an approved sample.

Custom finishes carry a 10% upcharge per item, per finish, capped at \$2,200 List.

Custom finish upcharges are not applied to any item that is not wood. Example: casters, ganging connectors, power options..

Treatments

Note: Default veneer sheen will vary per finish and product. Default finish is bolded on pages vi-vii. If no direction is provided on incoming orders, default sheen will be selected. In addition, default veneer cut is noted in the price list. If no direction is provided on incoming orders, default cut will be selected.

Gloss: Gloss is a durable finish that tends to nicely mask normal wear and leaves wood grain visible to the eye. It achieves a medium gloss open pore appearance (40 – 50 sheen range). Finish numbers preceded by the letter "G" indicate a Gloss finish.

Matte: Like Gloss, Matte is durable, tends to nicely mask normal wear and leaves wood grain visible to the eye. It achieves a low luster, open pore appearance (10 – 20 sheen range). Finish numbers preceded by the letter "M" indicate a Matte finish.

Since each veneer type responds differently to both types of treatment, all will have a distinctive look and feel when finished. For example, a Walnut veneer with a Gloss treatment will remain much more textured than a Cherry veneer with the same treatment.

About the Wood

All Nucraft veneers are carefully selected for uniformity of color and grain. Still, wood is a natural substance and minor variations may occur due to its own uniqueness. Because of this, the furniture you receive may not be an exact match to our samples.

Nucraft takes great pride in our finish color consistency. However, wood is a natural product that will have color variation within a single piece of furniture, as well as from one piece to the next. Other factors also affect color over time, such as exposure to light (both intensity and duration). For example, lighter finishes cause more variation in colors over time.

In cases where a returning customer wants a precise match with existing furniture, we recommend sending a sample of the existing furniture finish. Please contact Nucraft Customer Service to determine an appropriate sample. This will ensure a finish match between old and new orders. This type of order is considered a control sample. There will be a 10% upcharge on an order of this type. Due to natural aging of veneers, natural finishes may vary.

Care and Maintenance of Wood Finishes

Our finish material is a crystal clear, urethane acrylic blend. This type of finish may be repaired in the field by a qualified refinisher.

Nucraft recommends using a damp cloth to clean your fine wood furniture. Always wipe with the grain of the wood. Should your wood furniture require a more thorough cleaning, we recommend using a mild cleaner such as Joy dish soap or Murphy's oil soap, thoroughly diluted in water (one part soap to thirty parts water). Water will not damage Nucraft's finish, but it may leave surface spots when it dries. To avoid this, dry the surface with a soft cloth after it is cleaned. Marks that cannot be removed with the cleaning methods above may be able to be removed using naphtha, a mild degreasing solvent.

Caution: while the use of polishes that contain wax, petroleum solvents or silicones may immediately enhance the "shine" of a product, it may also eventually remove the fine original finish applied in our factory. Silicone on the surface of wood may also make it very difficult to respray or refinish.

All Nucraft furniture is inspected and polished before it leaves our factory. In some instances, the packing materials may imprint on the factory polish. Cleaning and polishing the furniture once it is unpacked will normally restore the furniture to its original beauty.

In some cases, the rubber support feet used on the bottom of common office equipment (teleconferencing phones, laptops, microphones, copiers, etc.) can create unsightly marks in the surface of wood tops, due to oxidation of the lacquer finish. We suggest these machines be placed on a protective type of padding, such as felt.

Wood will fade as a result of exposure to UV light. This is particularly prevalent with light finishes. If color changes due to fading are a concern for your application, the impact can be minimized by selecting medium to dark stains for your wood surfaces. Our top coat includes a UV inhibitor which makes the finishes less prone to fading.



Laminates

Selected Formica®, Nevamar®, and Wilsonart® laminates are available on Training Tables, Conference Tables, Conference Room Furniture and select Occasional Tables. For standard laminate and wood pricing, refer to individual item pricing columns. It is important to note that wood grain laminates are unable to be grain matched over multi-piece table top applications.

Non-Standard Laminates and Linoleums

To order a color other than those on our list (see pages vi-viii), refer to Nevamar or Formica standard grade, matte texture laminate offerings and Forbo Furniture Linoleums (excluding manufacturers' non-standard matte offering).

Nucraft can support other laminate and linoleum options beyond what can be found as standard options on pages vi-viii. For pricing, please send a request to quotes@nucraft.com.

Care and Maintenance of Laminate and Novawrap

Laminate and Novawrap surfaces may be cleaned with a damp cloth and ordinary soap or non-abrasive household liquid detergent. Dry the surface with a clean cloth or soft paper towel to prevent streaks from appearing.

Care and Maintenance of Metal

Metal surfaces can be wiped with a damp cloth and rubbed dry. A mild non-abrasive household liquid detergent can be used if necessary. Regular maintenance of metal components, including tightening of fasteners and light lubrication of moving parts, will extend the life of your furniture.

Satin Etched Glass

Glass color may vary slightly on multi-piece conference table tops over 180" x 60" when satin etched glass is specified due to the iron content and etching process of the glass.

Care and Maintenance of Glass

Clear or frosted glass may be cleaned with commercial glass cleaner. Be sure to use a lint-free cloth if cleaning the frosted side of the glass.

Stone and Solid Surface Material

Despite its reputation for durability, natural stone can easily be broken during handling and/or installation if proper techniques are not followed. In addition, Nucraft is not responsible for the installation of natural stone or solid surface materials on its products. Therefore, installers specifically trained in the installation of these materials must be utilized to ensure a quality installation. Nucraft shall not be liable for any damages incurred during the handling and/or installation of natural stone or solid surface materials on its products.

Care and Maintenance of Granite

Granite surfaces may be cleaned with a damp cloth and ordinary soap or non-abrasive household liquid detergent. Dry the surface with a clean cloth or soft paper towel to prevent streaks from appearing.

Care and Maintenance of Leather

Genuine leather requires very little care. Nucraft recommends that leather be dusted regularly. If a more thorough cleaning is needed, use lukewarm water and a mild, non-abrasive soap. Generate some lather and lightly rub the surface with cheesecloth. Rinse off any soap film with clean water and towel dry. The leather may dry dull. To restore the leather to a normal gloss, rub it with a clean towel. Never use furniture polish, oil, varnish or ammonia. Saddle soap may be used to prevent the leather from becoming brittle or cracked and to maintain the original supple finish.

Touch Up Finish Kits

| Model # | Description | Price |
|---------|-------------|-------|
| KIT-M | Metal Kit | 85 |
| KIT-P | Paint Kit | 85 |
| KIT-S | Stain Kit | 85 |

REQUIRED INFORMATION:

(ORDER CANNOT BE ENTERED WITHOUT THIS INFORMATION)

- Kit model number
- Quantity of kits
- Specify finish (See pages vi-vii)

General Information:

- Touch-up kits must be ordered on a purchase order separate from Nucraft product due to Hazmat shipping

Retrofit & Replacements

If needing a partial placement or retrofit solution, please reach out to our quote team. Grain/color matched in a set.



VENEER

STANDARD

Default veneer sheen will vary per finish and were determined by a team of experts who reviewed the colorways to determine if gloss or matte best highlighted the natural characteristics of the species of wood and the color of the stain. Default finish is bolded. If no direction is provided, default sheen will be selected.

| | Matte | Gloss |
|---------------------|-------|------------|
| Rift Cut Oak | | |
| Carbon | M03 | G03 |

Flat Cut Oak

| | Matte | Gloss |
|------------|--------------|-------|
| Artisan | M68 | G68 |
| Coco | M67 | G67 |
| Dove | M66 | G66 |
| Dune | M05 | G05 |
| Midnight | M69 | G69 |
| Portobello | M7413 | G7413 |
| Winter | M70 | G70 |

Flaky Oak

| | Matte | Gloss |
|--------|------------|-------|
| Sahara | M61 | G61 |

Cherry

| | Matte | Gloss |
|--------|-------|------------|
| Auburn | M93 | G93 |
| Cognac | M21 | G21 |

Walnut

| | Matte | Gloss |
|--------|------------|------------|
| Marron | M35 | G35 |
| Mocha | M33 | G33 |
| Onyx | M82 | G82 |
| Otter | M31 | G31 |
| Zinc | M30 | G30 |

Maple

| | Matte | Gloss |
|---------------|-------|------------|
| Natural Maple | M60 | G60 |

Linea

| | Matte | Gloss |
|--------------------|------------|------------|
| Euro Birch Linea | M09 | G09 |
| Oak Linea | M08 | G08 |
| Silver Birch Linea | M10 | G10 |
| Walnut Linea | M27 | G27 |

Paldao

| | Matte | Gloss |
|---------|------------|------------|
| Canyon | M77 | G77 |
| Paldao | M76 | G76 |
| Thicket | M75 | G75 |

LAMINATE

Coordinating wood finish and edgeband options listed below.

| | | Solid Edge Band |
|------------------------|---------|-----------------|
| Solid Laminates | | |
| Formica Brite White | 459-58 | R01 |
| Formica Dover White | 7197-58 | R01 |
| Formica Folkstone | 927-58 | R03 |
| Formica Graphite | 837-58 | R05 |
| Formica Graystone | 464-58 | R02 |
| Formica Pearl | 934-58 | R02 |

Patterned Laminates

| Nevamar Calm Distinction | VA6001T | R05 |
|--------------------------|---------|-----|
| Nevamar Cool Chic | VA7002T | R02 |
| Nevamar Easy Elegance | VA5002T | R05 |
| Nevamar Serene Stardom | VA5001T | R05 |
| Wilsonart Sheer Mesh | 4876-38 | R02 |
| Wilsonart Grey Mesh | 4877-38 | R02 |
| Wilsonart Pewter Mesh | 4878-38 | R05 |

| | | Wood Finish | Woodgrain EdgeBand |
|-----------------------------|---------|-------------|--------------------|
| Wood Grain Laminates | | | |
| Formica Aged Ash | 8844-58 | M8844 | R8844 |
| Formica Blackened Legno | 8848-58 | M8848 | R8848 |
| Formica Bleached Legno | 8845-58 | M8845 | R8845 |
| Formica Chestnut Woodline | 5884-58 | M5884 | R5884 |
| Formica Espresso Pear | 5489-58 | M5489 | R5489 |
| Formica Natural Ash | 8843-58 | M8843 | R8843 |
| Formica Oiled Legno | 8846-58 | M8846 | R8846 |
| Formica Pecan Woodline | 5883-58 | M5883 | R5883 |
| Formica Planked Coffee Oak | 7413-58 | M7413 | F7413 |
| Formica Sand Maple | 9237-58 | G60 | W7909 |
| Formica Smoky Brown Pear | 5488-58 | M5488 | R5488 |
| Formica Thermo Walnut | 6402-58 | M6402 | R6402 |
| Formica Urban Planked Oak | 9312-58 | M9312 | R9312 |
| Formica Weathered Ash | 8842-58 | M8842 | R8842 |
| Formica White Ash | 8841-58 | M8841 | R8841 |

GLASS

| | Satin | Gloss |
|-----------------------------|-------|-------|
| Satin or Gloss Glass | | |
| Black | BS | - |
| Clove | VS | VG |
| Meringue | MS | MG |
| Moonlight | MLS | MLG |
| Storm | STS | STG |
| Quill | QS | QG |
| White | WS | WG |



STONE

Stone orders may affect lead times. Standard Cambria finish is polished. For alternative finish options, please contact Nucraft Customer Service.

| Stone | Subtop Paint | |
|------------------------------|--------------|-------|
| Absolute Black Honed Granite | ST01 | S8007 |
| Carrara Marble | ST16 | S8004 |

Quartz | Cambria® Signature

| | | |
|---------------|--------|-------|
| Ainsley | STC100 | S8004 |
| Armitage | STC101 | S44 |
| Avalene | STC192 | S8004 |
| Bellingham | STC102 | S8004 |
| Berkeley | STC103 | S8004 |
| Berwyn | STC104 | S8004 |
| Blackbrook | STC105 | S44 |
| Bradshaw | STC106 | S8004 |
| Bradwell | STC107 | S8004 |
| Cambria Black | STC109 | S44 |
| Carrick | STC110 | S44 |
| Charlestown | STC207 | S44 |
| Charston | STC208 | S44 |
| Clifton | STC112 | S8004 |
| Colton | STC113 | S8004 |
| Copeland | STC200 | S8004 |
| Crowndale | STC114 | S8004 |
| Devon | STC115 | S44 |
| Dovestone | STC209 | S8004 |
| Fairbourne | STC116 | S8004 |
| Fieldstone | STC117 | S44 |
| Hadley | STC201 | S44 |
| Halewood | STC119 | S8004 |
| Hermitage | STC120 | S8004 |
| Kendal | STC122 | S8004 |
| Laneshaw | STC124 | S44 |
| MacBeth | STC202 | S8004 |
| Malvern | STC125 | S8004 |
| Montgomery | STC128 | S8004 |
| New Quay | STC130 | S8004 |
| Pendle Hill | STC131 | S8004 |
| Praa Sands | STC132 | S8004 |
| Ridgegate | STC203 | S8004 |
| Rose Bay | STC133 | S8004 |
| Sandgate | STC135 | S8004 |
| Seacourt | STC204 | S8004 |
| Smithfield | STC136 | S8004 |
| Sutherland | STC138 | S8004 |
| Swanbridge | STC139 | S8004 |
| Torquay | STC140 | S8004 |
| Trafalgar | STC205 | S8004 |
| Travella | STC141 | S8004 |
| Weybourne | STC143 | S8004 |
| Whitendale | STC206 | S8004 |
| Whitney | STC144 | S8004 |
| Woodcroft | STC146 | S44 |

Quartz | Cambria® Luxury

| | | |
|-----------------------|--------|-------|
| Abbey | STC147 | S8004 |
| Annicca | STC148 | S8004 |
| Beckington | STC150 | S8004 |
| Bentley | STC151 | S8004 |
| Brighton | STC212 | S8004 |
| Brittanica | STC153 | S8004 |
| Brittanica Gold Cool | STC154 | S8004 |
| Brittanica Gold Warm | STC155 | S8004 |
| Brittanica Warm | STC156 | S8004 |
| Claremont | STC215 | S8004 |
| Clovelly | STC158 | S8004 |
| Delamere | STC159 | S44 |
| Delgatie | STC160 | S8004 |
| Ella | STC161 | S8004 |
| Everleigh | STC162 | S8004 |
| Everleigh Warm | STC191 | S8004 |
| Gladstone | STC163 | S8004 |
| Golden Dragon | STC164 | S44 |
| Hailey | STC165 | S8004 |
| Harlow | STC166 | S8004 |
| Hemsworth | STC167 | S8004 |
| Huntley | STC168 | S8004 |
| Inverness Blakeley | STC190 | S8004 |
| Inverness Bristol Bay | STC169 | S8004 |
| Inverness Bronze | STC170 | S8004 |
| Inverness Cobalt | STC171 | S8004 |
| Inverness Everleigh | STC172 | S8004 |
| Inverness Frost | STC196 | S8004 |
| Inverness Gold | STC197 | S8004 |
| Inverness Platinum | STC173 | S8004 |
| Inverness Swansea | STC174 | S8004 |
| Ironsbridge | STC175 | S8004 |
| Iverness Frost | STC176 | S8004 |
| Iverness Gold | STC177 | S8004 |
| Kenwood | STC216 | S8004 |
| Lakedale | STC179 | S8004 |
| Mayfair | STC181 | S8004 |
| Mersey | STC182 | S44 |
| Notting Hill | STC183 | S8004 |
| Oakleigh | STC184 | S8004 |
| Portrush | STC185 | S8004 |
| Queen Anne | STC186 | S8006 |
| Skara Brae | STC187 | S8004 |
| Southport | STC188 | S8004 |
| White Cliff | STC189 | S8004 |



Quartz | Cambria® Coordinates

| | | |
|----------------|--------|-------|
| Big Sur Mist | STC221 | S8004 |
| Black Rock | STC223 | S44 |
| Foggy City | STC220 | S8004 |
| Mammoth Cave | STC222 | S44 |
| Minnesota Snow | STC219 | S8004 |
| Salt Lake | STC218 | S8004 |
| St. Isley | STC213 | S8004 |
| Traymore Bay | STC214 | S8004 |

Quartz | Wilsonart

| | | |
|----------------|------|-------|
| Carrara Codena | ST21 | S8004 |
| Serene | ST17 | S8004 |

SOLID SURFACE

Available on round tables only.

| | |
|--------------------------|------|
| Wilsonart Designer White | ST11 |
|--------------------------|------|

FENIX

Coordinating edge band option listed below.

| | | Edge Band |
|----------------|-------|-----------|
| Fenix | | |
| Bianco Kos | J0032 | J0032 |
| Castoro Ottawa | J0717 | J0717 |
| Grigio Bromo | J0724 | J0724 |
| Grigio Efeso | J0725 | J0725 |
| Grigio Londra | J0718 | J0718 |
| Nero Ingo | J0720 | J0720 |

METAL

Powder Coat

| | |
|--------------|-------|
| Aged Bronze | A8010 |
| Black | A44 |
| Burnished | A8009 |
| Cloud | A8004 |
| Foil | A8006 |
| Galaxy | A8007 |
| Moonlight | A87 |
| Satin Bronze | A8011 |
| Shadow | A8005 |
| Storm | A8012 |

Metal

| | | |
|------------------------------|--------------------|-----|
| Antique Brass Anodized* | (upcharge applies) | ABA |
| Clear Anodized* | | CA |
| Extra Light Bronze Anodized* | (upcharge applies) | LBA |
| Goldmatt Anodized* | (upcharge applies) | GMA |
| High Polish Finish* | (upcharge applies) | HPF |
| Polished Chrome | (upcharge applies) | PC |

*Not available on T-Base, Hoop Base or Low Profile Perimeter Power.

PAINT

Paint to Match Powder Coat

| | |
|--------------|-------|
| Aged Bronze | S8010 |
| Black | S44 |
| Burnished | S88 |
| Cloud | S8004 |
| Foil | S8006 |
| Galaxy | S8007 |
| Moonlight | S87 |
| Nero Ingo | S0720 |
| Satin Bronze | S8011 |
| Shadow | S8005 |
| Storm | S8012 |

Paint to Match Fenix

| | |
|----------------|-------|
| Bianco Kos | S0032 |
| Castoro Ottawa | S0717 |
| Grigio Bromo | S0724 |
| Grigio Efeso | S0725 |
| Grigio Londra | S0718 |
| Nero Ingo | S0720 |

Paint to Match

To request a custom paint color, contact Nucraft Customer Service.

A paint sample must be matched and approved prior to order.

EDGE BAND

| | |
|-----------|-----|
| Ashen | R04 |
| Parchment | R02 |
| Shale | R05 |
| Stone | R03 |
| Whitecap | R01 |

ACRYLIC

| | | |
|---------------------|--------------------|-----|
| Bronze Mirrored | (upcharge applies) | ABM |
| Gold Acrylic Mirror | (upcharge applies) | AGM |

*Available on Tapered Bases only.

UPHOLSTERY FABRIC



Applies to Upholstery Base option.

Nucraft is pleased to partner with KnollTextiles, Kvadrat, Spinneybeck, and UltraFabrics to offer a concise selection of standard upholstery fabrics pre-approved for use on our products, with prices that are figured into our graded-in system. We've carefully curated a selection of each of the textile's color lines to coordinate with our materials offering. However, all colorways are approved and available as standard. Please contact fabric manufacturer for sampling support.

Knoll Hourglass | K1523 | Grade B

| | |
|----------|----|
| Aegean | 18 |
| Alley | 27 |
| Bark | 21 |
| Beeswax | 6 |
| Bluebird | 13 |
| Flax | 5 |
| Gull | 2 |
| Misty | 24 |
| Sandbar | 3 |
| Sizzle | 9 |
| Spring | 16 |
| Tart | 11 |

UltraFabrics Brisa Original | 533 | Grade C

| | |
|----------------|------|
| Abyss | 9378 |
| Apple Green | 4448 |
| Ash | 5802 |
| Aztec | 3823 |
| Bark | 3914 |
| Beet Root | 1361 |
| Birch | 3019 |
| Black Onyx | 5749 |
| Blue Sea | 2621 |
| Bone | 3822 |
| Cabernet | 9400 |
| Cambridge Blue | 2645 |
| Canyon | 3825 |
| Caramel | 3591 |
| Celery | 4510 |
| Cinnabar | 8245 |
| Clear Quartz | 6528 |
| Coffee Bean | 3023 |
| Cream | 3863 |
| Desert Clay | 3864 |
| Esmeralda | 4302 |
| Evening Blue | 2620 |
| Ginger | 3051 |
| Harbor Mist | 2793 |
| Hazy | 5360 |
| Honeydew | 4345 |

| | |
|----------------|------|
| Ice Pink | 6596 |
| Iceberg | 3272 |
| Indigo | 2683 |
| Koi | 8202 |
| Lambs Ear | 4361 |
| Mineral | 2697 |
| Moon | 3277 |
| Mystic Beige | 3775 |
| New Sand | 3946 |
| Night Navy | 2694 |
| Olive | 4488 |
| Peat | 3200 |
| Pompeiiian Red | 1383 |
| Putty | 3915 |
| Quicksilver | 5820 |
| Rising Tide | 2794 |
| Rose Red | 1344 |
| Sage | 4487 |
| Salsa | 1373 |
| Seaweed | 4303 |
| Shiitake | 3022 |
| Skyway | 2696 |
| Sterling Blue | 2698 |
| Truffle | 3913 |
| White | 5747 |
| Wishbone | 3276 |
| Wrought Iron | 5703 |
| Yukon Gold | 8269 |

Knoll Hopsack | K1206 | Grade C

| | |
|---------|----|
| Admiral | 11 |
| Black | 16 |
| Buff | 1 |
| Lime | 4 |
| Magenta | 9 |
| Putty | 13 |
| Red | 10 |
| Stucco | 2 |

Knoll Felt | K1207 | Grade D

| | |
|--------|----|
| Apple | 3 |
| Cadet | 11 |
| Canary | 5 |
| Ivory | 1 |
| Mocha | 15 |
| Pewter | 17 |
| Poppy | 7 |
| Tar | 20 |



Kvadrat Remix 3 | 2968 | Grade C

For the most up-to-date fabric list, please visit kvadrat.dk/en.

| | | | |
|------|------|------|------|
| 0113 | 0346 | 0653 | 0866 |
| 0123 | 0356 | 0662 | 0873 |
| 0126 | 0362 | 0672 | 0906 |
| 0133 | 0373 | 0682 | 0912 |
| 0136 | 0383 | 0686 | 0923 |
| 0143 | 0393 | 0692 | 0933 |
| 0152 | 0406 | 0716 | 0942 |
| 0163 | 0412 | 0722 | 0954 |
| 0173 | 0422 | 0733 | 0962 |
| 0183 | 0433 | 0743 | 0973 |
| 0196 | 0443 | 0753 | 0982 |
| 0223 | 0452 | 0762 | 0996 |
| 0233 | 0516 | 0773 | |
| 0242 | 0536 | 0783 | |
| 0252 | 0543 | 0796 | |
| 0266 | 0566 | 0816 | |
| 0276 | 0606 | 0823 | |
| 0286 | 0612 | 0836 | |
| 0296 | 0632 | 0842 | |
| 0326 | 0643 | 0852 | |

Kvadrat Re-wool 2 | 7833 | Grade D

For the most up-to-date fabric list, please visit kvadrat.dk/en.

| | | | |
|------|------|------|------|
| 0108 | 0377 | 0657 | 0868 |
| 0128 | 0397 | 0687 | 0967 |
| 0147 | 0447 | 0718 | 0977 |
| 0158 | 0558 | 0767 | 0987 |
| 0198 | 0568 | 0787 | |
| 0218 | 0577 | 0797 | |
| 0347 | 0648 | 0858 | |

LEATHER

Spinneybeck Vincenza | VZ | Grade E

| | |
|--------------------------|------|
| Appia Antica | 2120 |
| Black | BLCK |
| Castello di Bellaguardia | 2112 |
| Cinque Terre | 2122 |
| Costozza | 2116 |
| Peralolo | 2115 |
| Ponte Furo | 2102 |
| Nocciola | 2117 |
| Salvi | 2101 |
| Scamozzi | 2114 |
| Villabalzana | 2108 |

Spinneybeck Volo | VO | Grade F

| | |
|-------------|------|
| Black | BLCK |
| Casablanca | 975 |
| Dromedary | 977 |
| Lichen | 902 |
| Mauve Beige | 954 |
| Oatmeal | 957 |
| Parchment | 960 |
| Petroglyph | 962 |
| Rust | 905 |
| Talc | 939 |
| Tuscany | 963 |



Maharam Bask | 700009 | Grade G

| | |
|-------------|-----|
| Anjou | 027 |
| Apollo | 001 |
| Ardent | 034 |
| Baroque | 012 |
| Bisque | 029 |
| Blaze | 035 |
| Bluestone | 024 |
| Boysenberry | 019 |
| Cast | 002 |
| Cobble | 006 |
| Dew | 025 |
| Dulcet | 032 |
| Echo | 022 |
| Embark | 031 |
| Everett | 026 |
| Froth | 009 |
| Ginkgo | 028 |
| Knight | 003 |
| Manta | 018 |
| Marlin | 020 |
| Mica | 011 |
| Modern | 013 |
| Morello | 015 |
| Nebula | 004 |
| Portobello | 010 |
| Pumice | 008 |
| Riviera | 021 |
| Root | 014 |
| Saunter | 030 |
| Sketch | 017 |
| Sorrel | 016 |
| Sunstone | 033 |
| Swell | 023 |
| Thimble | 005 |
| Tundra | 007 |

GRADED-IN FABRIC PROGRAM

Top quality upholstery and fabrics have been graded into the price lists. We work with various distributors and now offer a larger selection of fabrics. For fabric grades and availability, check our website at www.nucraft.com.

| NET PRICE PER YARD | NUCRAFT GRADE |
|---------------------|---------------|
| \$0 - \$30.00 | A |
| \$30.01 - \$45.00 | B |
| \$45.01 - \$60.00 | C |
| \$60.01 - \$75.00 | D |
| \$75.01 - \$90.00 | E |
| \$90.01 - \$105.00 | F |
| \$105.01 - \$120.00 | G |
| \$120.01 - \$135.00 | H |

\$135.00 and above: Contact Nucraft Customer Service



For COM orders, please include the following:

- Name of customer
- Customer's purchase order number
- Model number and quantity of piece(s) to be covered
- Specify right-way or railroad application (railroad is the default if no selection is made)
- If fabric is a stripe or pattern, specify vertical or horizontal application
- Supplier's name, material number, and description

YARDAGE ESTIMATING

All yardages in the price list are based on 54" wide plain (no match) fabric.

The following is a guide for fabrics that are less than 54" wide or have a pattern match.

Fabric Less than 54" Wide

For 50" wide fabrics, allow 10% additional fabric.
For 48" wide fabrics, allow 15% additional fabric.
For 45" wide fabrics, allow 20% additional fabric.
For 36" wide fabrics, allow 50% additional fabric.

For Pattern Match Fabrics

For 3" to 14" repeat, allow 15% additional fabric.
For 15" to 19" repeat, allow 20% additional fabric.
For 20" to 27" repeat, allow 25% additional fabric.
For 28" to 36" repeat, allow 30% additional fabric.

Nucraft may add a charge for sewing, cutting and matching unusual COM or COL materials to cover additional costs. Call customer service for pricing.

It is the sole responsibility of the customer to determine that the fabric is appropriate for the application in which it will be used.

Once COM/COL is accepted, Nucraft assumes no responsibility for its overall appearance, flammability, normal durability, color fastness, or any other quality after upholstered on a Nucraft product beyond our normal quality standards.

The fabric should be sent to the following address:

Nucraft Furniture Company
5151 West River Drive
Comstock Park, MI 49321
Attn: Order Processing

FIRE RESISTANCE

Nucraft will only work with textiles that meet the ACT Voluntary Performance Guidelines:

- Nucraft fabric tack panels incorporate fabrics that meet the ASTM E 84 standard US flammability test for wrapped panels.
- Nucraft upholstery fabrics for benches and cushions must meet one or more of the following flammability tests; NFPA 260, NFPA 701, or CAL 117.
- All COM fabrics must meet the required flammability standards per fabric application.
- Nucraft reserves the right to decline any fabrics that do not meet ACT standard flammability requirements.