






Power Matrix offers a broad array of scalable features that work with multiple product lines. It is available in a variety of sizes and connectivity options to meet a range of application needs.



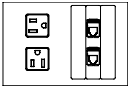
- A SMALL, GRAIN-MATCHED WOOD VENEER DOOR ON VENEER TOP
- B SMALL, WHITE GLASS DOOR AND POLISHED CHROME BEZEL ON WHITE GLASS TOP
- C MEDIUM, POLISHED CHROME DOOR AND BEZEL ON STONE TOP (SHOWN WITH CUSTOM AV FACEPLATES)
- D LARGE, CLEAR ANODIZED DOOR ON VENEER TOP
- E EXTRA LARGE, GRAIN-MATCHED VENEER DOOR ON VENEER TOP (SHOWN WITH DUAL USB CHARGER OPTION)

POWER MATRIX

Designed for Nucraft by Tim Stoepler

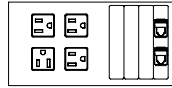
SMALL

Features a single-door design in a compact 5.375" x 6" cutout. Includes two simplex outlets and three AV faceplates. The standard configuration will include two blank faceplates and one faceplate with two RJ-45 (data) connectors.



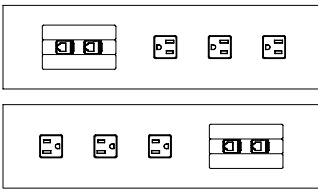
MEDIUM

Features a single-door design in a slightly larger 5.375" x 8.25" cutout. It includes four outlets and four AV faceplates. The standard configuration will include three blank faceplates and one faceplate with two RJ-45 (data) connectors.



LARGE

Features a double-door design in a moderately scaled 10.75" x 15.25" cutout. It includes six outlets and six AV faceplates (three each per side). The standard configuration will include two blank faceplates and one faceplate with two RJ-45 (data) connectors per side.



EXTRA LARGE

Features a double-door design in a larger 10.75" x 30.25" cutout. It includes eight outlets (four per side) and twelve AV faceplates (six per side). The standard configuration will include four blank faceplates and two faceplates with two RJ-45 (data) connectors per side.

