

PERFORMANCE CREDENZA™

Planning Guide + Price List

QUICK LINKS

[PLANNING GUIDE](#)[CONSOLE PRICING](#)[UTILITY CREDENZA PRICING](#)[GENERAL INFORMATION](#)[FINISH INFORMATION](#)[SURFACE MATERIALS](#)



TABLE OF CONTENTS

Click the shortcuts below to jump to each section.

General Information	ii-iii
Finish Information	iv-v
Surface Materials	vi-viii

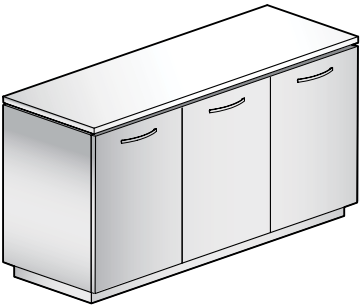
Statement of Line	3
Specification Overview	4

CONSOLES

Price List	10-11
------------	-------

UTILITY CREDENZA

Detailed Overview	5-6
Price List	12-16

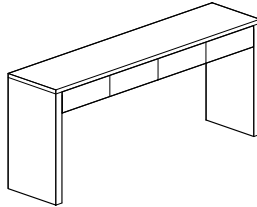
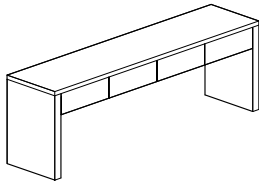




STATEMENT OF LINE

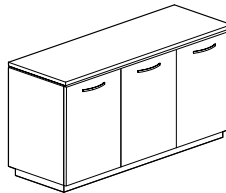
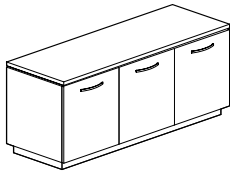
CONSOLES

Page 8-9



UTILITY CREDENZAS

Page 10-14





SPECIFICATION OVERVIEW

CONSOLES

1. Select the Size

When specifying a console, you'll first select between conference and buffet heights. Then select the appropriate width; three, four and five drawer consoles are available.

2. Select the Options

Choose the desired edge profile. Consoles are available in two edge profiles, which are along the front edge only. Consoles are standard with a natural finger pull on the bottom of the drawer fronts. Select from two applied pull options (arced or ingot) if the aesthetic of a pull is desired.

3. Select the Surface Materials

Choose between veneer or laminate for tops, and veneer or painted cases; all standard veneers, laminates and edge band options are available. If pulls have been optioned, select metal finish. Laminate choice must also be selected, if specified.

UTILITY CREDENZAS

1. Select the Size

When specifying a Utility Credenza, you'll first select between conference and buffet heights. Then select the appropriate width; two, three, four and five door credenzas are available.

2. Select the Components

Credenzas come with adjustable shelves as standard. Additional components are available, if desired. Choose from a set of three drawers, under-counter refrigerator options, front or end opening trash/recycling unit, and sliding or fixed equipment racks. A thermostatically controlled fan can be added to the back panel to remove heat generated by enclosed equipment.

3. Select the Options

Choose the desired edge profile. Credenzas are available in two edge profiles, which are along the front edge only. Painted plinth base or painted reveal, along with a painted case option are also available as a design detail. Integrated pulls, metal pulls or locks can also be specified if desired.

4. Select the Surface Materials

Choose between veneer, stone, glass, solid surface or laminate tops. Cases can be either veneer or painted: all standard veneers, paint color and laminate options are available. Select a metal finish for pulls or the painted plinth base or reveal, if specified. Laminate choice must also be selected, if specified.



DETAILED OVERVIEW: UTILITY CREDENZA

EDGE PROFILE

Veneer Tops are 1-1/4" -thick with 3/8" deep wood edge band. The edge band is veneered over for a clean appearance. Credenzas are available in two wood edge profiles, which are along the front edge of the top. Laminate tops with square edge are 1-1/4" -thick with a 2mm square edge.

REVEAL & PLINTH BASE

Credenzas are designed with a reveal and plinth base that are recessed on all four sides. Standard in veneer to match case finish, with available paint option to offer aesthetic flexibility.

COMPONENTS

Credenzas come with adjustable shelves as standard. Additional components are available. Choose from a set of three drawers behind one door, open module with two-drawer refrigerator or an open module to slide in a refrigeration unit, front or end opening trash/recycling unit, and sliding or fixed equipment racks.

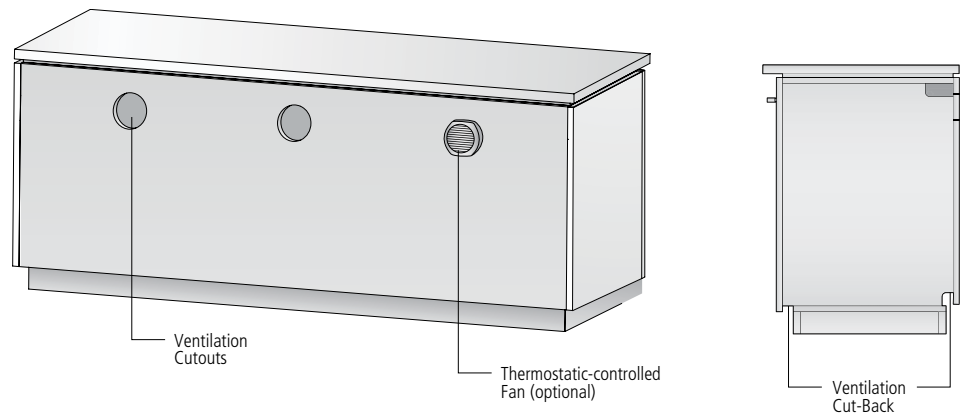
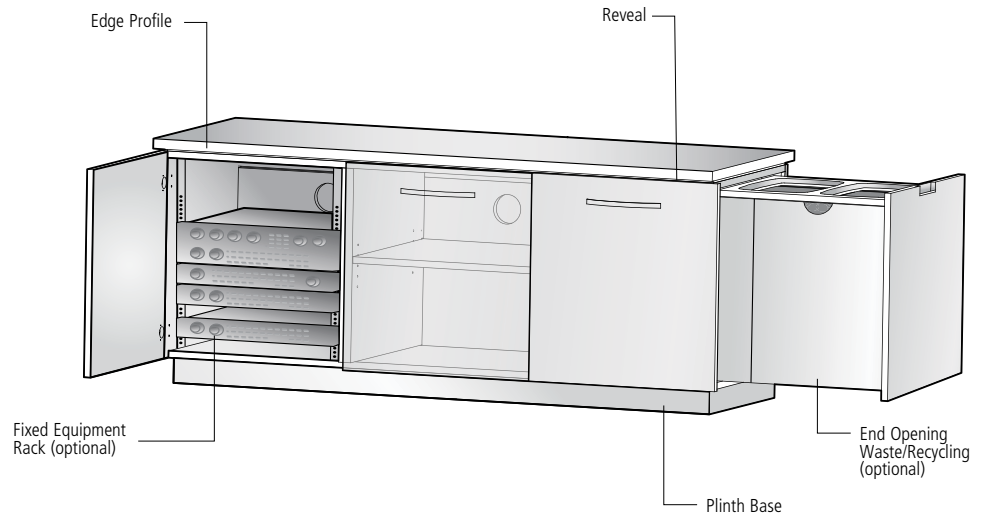
VENTILATION

Utility Credenzas are standard with a cut-back bottom panel and round cutouts in each opening to create a convection current needed for passive ventilation.

To control ventilation, a thermostatic fan can be added to the round cutout. The fan is included when the sliding or fixed rack is specified, or can be ordered separately. The fan activates automatically at 87° F and turns off when the ambient temperature in the cabinet reaches 85° F.

CABLE MANAGEMENT

Cables can be routed into the case through the round cutout in the back panel or through the cut-back bottom panel. Cables can pass between modules via a mouse hole in the upper back corner of the side panels.

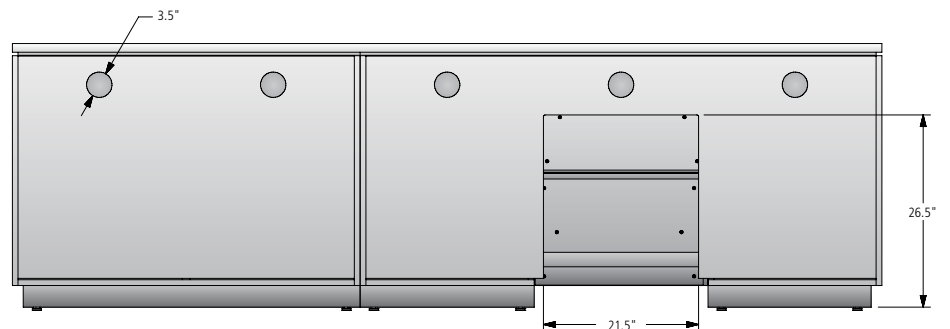
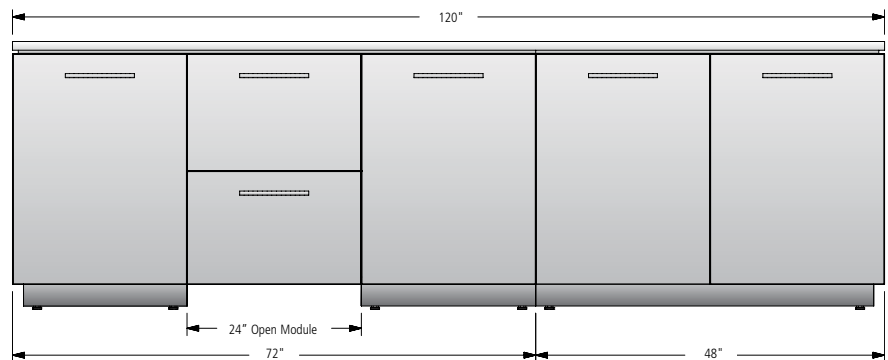
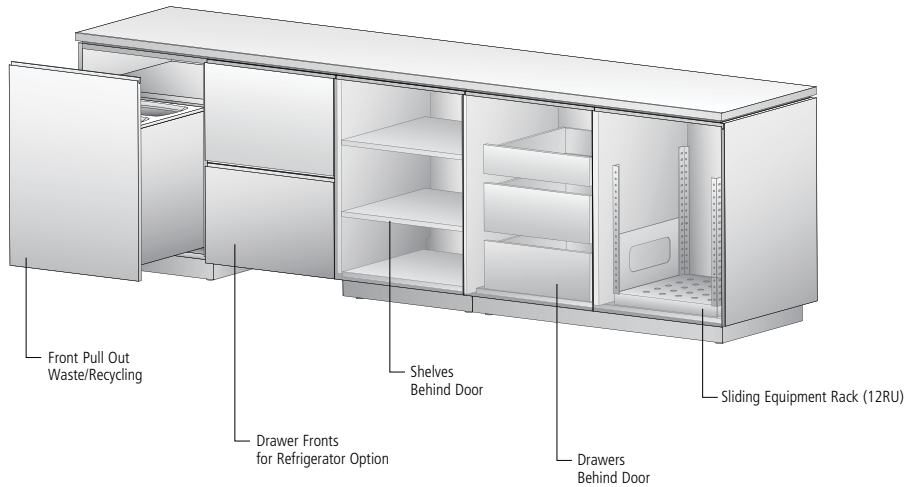




DETAILED OVERVIEW: UTILITY CREDENZAS

120"-LONG UTILITY CREDENZA

The longest Utility Credenza is 120" and consists of two cases (one 72"-long and one 48"-long) joined together with a one-piece top. 120" stone and quartz top options include a two-piece top with seam located at center. The 24" Open Module is limited to the second opening from the left (B location).



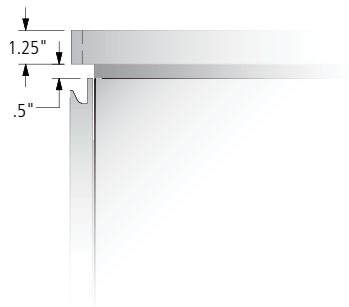
Note: All images above show the option for a refrigerator unit with drawer fronts. If these options are not selected, this section of the case includes the plinth base.



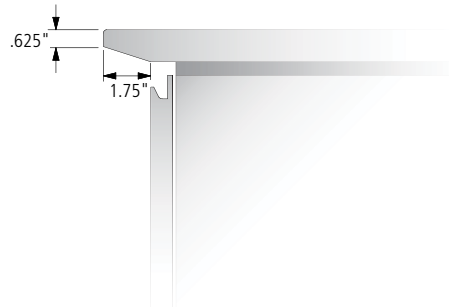
EDGE PROFILES

EDGE PROFILES ALL SHOWN WITH INTEGRATED PULL OPTION

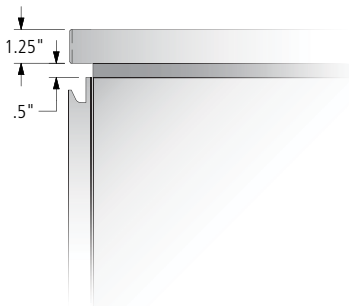
Veneer with Square (SQ) Edge



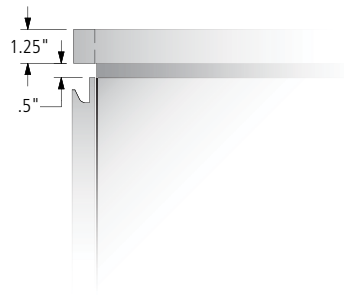
Veneer with Radius Knife (RK) Edge



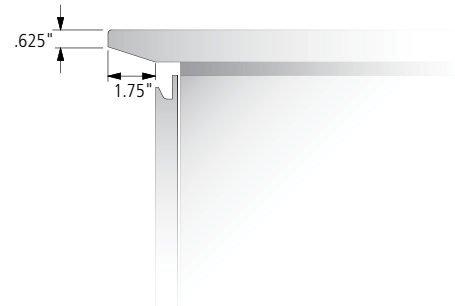
Laminate with Square Edge



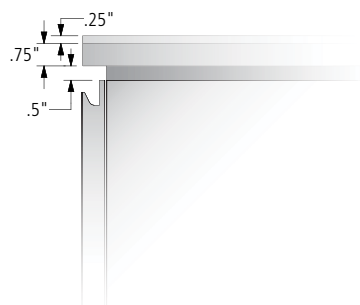
Laminate with Square (SQ) Hardwood Edge



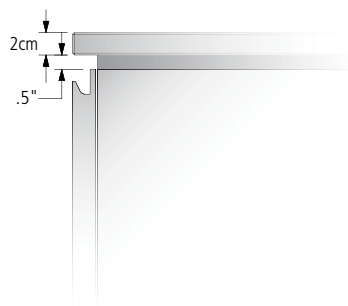
Laminate with Radius Knife (RK) Hardwood Edge



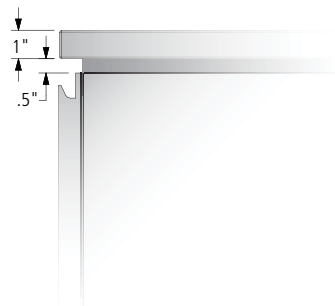
Glass



Stone/Quartz

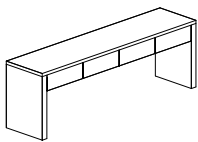


Solid Surface

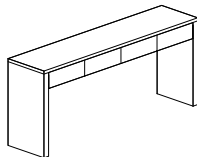




VENEER CASE



PC-C-7729



PC-C-7737

TOP SURFACE MATERIAL KEY

P	Laminate Top with Hardwood Edge
V	Veneer Top with Hardwood Edge

CONSOLE

MODEL #	W x D x H	DESCRIPTION	-P	-V
VENEER CASE // CONFERENCE HEIGHT				
PC-C-5929-VC	58 7/8 x 18 x 29	Three Drawers	5,017	5,312
PC-C-7729-VC	76 1/2 x 18 x 29	Four Drawers	6,250	6,615
PC-C-9529-VC	94 1/2 x 18 x 29	Five Drawers	7,476	7,916
VENEER CASE // BUFFET HEIGHT				
PC-C-5937-VC	58 7/8 x 18 x 37	Three Drawers	5,766	6,106
PC-C-7737-VC	76 1/2 x 18 x 37	Four Drawers	7,181	7,603
PC-C-9537-VC	94 5/8 x 18 x 37	Five Drawers	8,602	9,103



5" Arced Pull



6" Ingot Pull

OPTIONS	CODE	PRICE	NOTES
Arced Pull	Add -PL	\$258 for 59" Console \$341 for 77" Console \$421 for 95" Console	Polished Chrome (PC) available on Ingot Pull Option only
Ingot Pull	Add -PLI	\$258 for 59" Console \$341 for 77" Console \$421 for 95" Console	

REQUIRED INFORMATION (ORDER CANNOT BE ENTERED WITHOUT THIS INFORMATION):

See appendix pages vi-viii for surface material options.

LAMINATE TOP WITH HARDWOOD EDGE

- Choose Laminite Finish
- Choose Coordinating Wood Finish
- Choose Metal Finish, if **-PL** or **-PLI** is specified
- Choose Edge Profile (front edge top only)



RK - RADIUS KNIFE



SQ - SQUARE

VENEER TOP WITH HARDWOOD EDGE

- Choose Veneer Finish
- Choose Metal Finish, if **-PL** or **-PLI** is specified
- Choose Edge Profile (front edge top only)



RK - RADIUS KNIFE



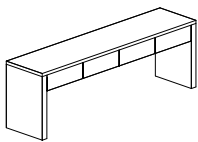
SQ - SQUARE

GENERAL INFORMATION

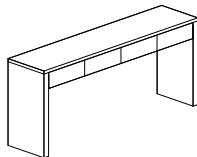
- Laminate Top with Hardwood Edge
 - Tops are 1-1/4" thick
 - Laminate tops have a 3/8"-deep wood edge band
 - Coordinating wood edge band and case finish
- Veneer Top with Hardwood Edge
 - Tops are 1-1/4"-thick with 3/8"-deep wood edge band, veneered over
- Panel legs are 2 1/4" thick
- Drawer fronts are standard with natural finger pull. If aesthetic of pulls is desired, select **-PL** or **-PLI** for pull option.
- Consoles ship fully assembled



PAINTED CASE



PC-C-7729



PC-C-7737

TOP SURFACE MATERIAL KEY

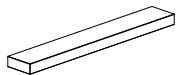
PE Laminate Top with Square Edge

CONSOLE

MODEL #	W x D x H	DESCRIPTION	-PE
PAINTED CASE // CONFERENCE HEIGHT			
PC-C-5929-PC	58 7/8 x 18 x 29	Three Drawers	4,251
PC-C-7729-PC	76 1/2 x 18 x 29	Four Drawers	5,293
PC-C-9529-PC	94 1/2 x 18 x 29	Five Drawers	6,331
PAINTED CASE // BUFFET HEIGHT			
PC-C-5937-PC	58 7/8 x 18 x 37	Three Drawers	4,969
PC-C-7737-PC	76 1/2 x 18 x 37	Four Drawers	6,179
PC-C-9537-PC	94 5/8 x 18 x 37	Five Drawers	7,400



5" Arced Pull



6" Ingot Pull

OPTIONS	CODE	PRICE	NOTES
Arced Pull	Add -PL	\$258 for 59" Console \$341 for 77" Console \$421 for 95" Console	Polished Chrome (PC) available on Ingot Pull Option only
Ingot Pull	Add -PLI	\$258 for 59" Console \$341 for 77" Console \$421 for 95" Console	

REQUIRED INFORMATION (ORDER CANNOT BE ENTERED WITHOUT THIS INFORMATION):

See appendix pages vi-viii for surface material options.

LAMINATE TOP WITH SQUARE EDGE

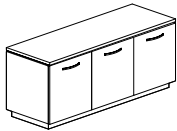
- Choose Laminate Finish
- Choose Metal Finish, if **-PL** or **-PLI** is specified
- Choose Edge Band Finish
- Choose Paint Finish

GENERAL INFORMATION

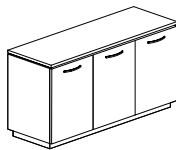
- Laminate Top with Square Edge
 - Tops are 1-1/4" thick
 - Laminate with Square Edge tops have a 2mm-thick square edge band
- Panel legs are 2 1/4" thick
- Drawer fronts are standard with natural finger pull. If aesthetic of pulls is desired, select **-PL** or **-PLI** for pull option.
- Consoles ship fully assembled



VENEER CASE



PC-U-7229



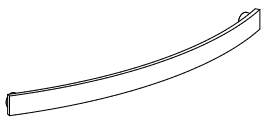
PC-U-7237

TOP SURFACE MATERIAL KEY

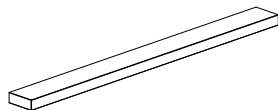
P	Laminate Top with Hardwood Edge
V	Veneer Top with Hardwood Edge
GG	Gloss Glass Top
SG	Satin Glass Top
SS	Solid Surface Top
S	Stone Top

TOP MATERIAL

MODEL #	W x D x H	DESCRIPTION	INTERNAL WIDTH	INTERNAL DEPTH	INTERNAL HEIGHT	-P	-V	-GG	-SG	-SS	-S
VENEER CASE // CONFERENCE HEIGHT											
PC-U-4829-VC	48 x 24-3/4 x 30	Two Doors	(2) 22-3/4	23-1/8	23-7/16	8,346	8,831	10,449	10,598	11,039	11,482
PC-U-7229-VC	72 x 24-3/4 x 30	Three Doors	(3) 22-3/4	23-1/8	23-7/16	10,265	10,864	12,489	13,034	13,577	14,120
PC-U-9629-VC	96 x 24-3/4 x 30	Four Doors	(4) 22-3/4	23-1/8	23-7/16	12,189	12,899	14,830	15,478	16,123	16,768
PC-U-12029-VC	120 x 24-3/4 x 30	Five Doors	(5) 22-3/4	23-1/8	23-7/16	13,956	14,767	16,983	17,719	18,458	19,197
VENEER CASE // BUFFET HEIGHT											
PC-U-4837-VC	48 x 24-3/4 x 36-3/4	Two Doors	(2) 22-3/4	23-1/8	30-1/8	9,588	10,153	11,673	12,181	12,688	13,197
PC-U-7237-VC	72 x 24-3/4 x 36-3/4	Three Doors	(3) 22-3/4	23-1/8	30-1/8	11,806	12,492	14,368	14,992	15,615	16,241
PC-U-9637-VC	96 x 24-3/4 x 36-3/4	Four Doors	(4) 22-3/4	23-1/8	30-1/8	14,014	14,829	17,054	17,795	18,540	19,278
PC-U-12037-VC	120 x 24-3/4 x 36-3/4	Five Doors	(5) 22-3/4	23-1/8	30-1/8	16,048	16,983	19,529	20,377	21,224	22,074



9.5" Arced Pull (Default)



9.812" Ingot Pull (Optional)



Integrated Pull (Optional)

OPTIONS

Locks

CODE

Add **-L**

PRICE

\$278

NOTES

Pull Options:

Ingot Pull

Add **-PLI**

No Charge

Polished Chrome (PC) available on Ingot Pull Option only

Integrated Pull

Add **-IP**

\$414 for 48" Credenzas
 \$507 for 72" Credenzas
 \$628 for 96" Credenzas
 \$687 for 120" Credenzas

Base Options:

Painted Plinth & Reveal Base

Add **-PPR**

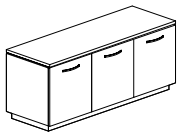
No Charge



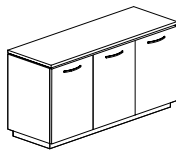
######



PAINTED CASE



PC-U-7229



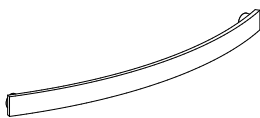
PC-U-7237

TOP SURFACE MATERIAL KEY

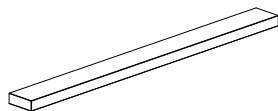
PE	Laminate Top with Square Edge
GG	Gloss Glass Top
SG	Satin Glass Top
SS	Solid Surface Top
S	Stone Top

TOP MATERIAL

MODEL #	W x D x H	DESCRIPTION	INTERNAL WIDTH	INTERNAL DEPTH	INTERNAL HEIGHT	-PE	-GG	-SG	-SS	-S
PAINTED CASE // CONFERENCE HEIGHT										
PC-U-4829-PC	48 x 24-3/4 x 30	Two Doors	(2) 22-3/4	23-1/8	23-7/16	7,067	10,449	10,598	11,039	11,482
PC-U-7229-PC	72 x 24-3/4 x 30	Three Doors	(3) 22-3/4	23-1/8	23-7/16	8,692	12,489	13,034	13,577	14,120
PC-U-9629-PC	96 x 24-3/4 x 30	Four Doors	(4) 22-3/4	23-1/8	23-7/16	10,319	14,830	15,478	16,123	16,768
PC-U-12029-PC	120 x 24-3/4 x 30	Five Doors	(5) 22-3/4	23-1/8	23-7/16	11,818	16,983	17,719	18,458	19,197
PAINTED CASE // BUFFET HEIGHT										
PC-U-4837-PC	48 x 24-3/4 x 36-3/4	Two Doors	(2) 22-3/4	23-1/8	30-1/8	8,254	11,673	12,181	12,688	13,197
PC-U-7237-PC	72 x 24-3/4 x 36-3/4	Three Doors	(3) 22-3/4	23-1/8	30-1/8	10,161	14,368	14,992	15,615	16,241
PC-U-9637-PC	96 x 24-3/4 x 36-3/4	Four Doors	(4) 22-3/4	23-1/8	30-1/8	12,059	17,054	17,795	18,540	19,278
PC-U-12037-PC	120 x 24-3/4 x 36-3/4	Five Doors	(5) 22-3/4	23-1/8	30-1/8	13,808	19,529	20,377	21,224	22,074



9.5" Arced Pull (Default)



9.812" Ingot Pull (Optional)



Integrated Pull (Optional)

OPTIONS	CODE	PRICE	NOTES
Locks	Add -L	\$278	
Pull Options:			
Ingot Pull	Add -PLI	No Charge	Polished Chrome (PC) available on Ingot Pull Option only
Integrated Pull	Add -IP	\$414 for 48" Credenzas	
		\$507 for 72" Credenzas	
		\$628 for 96" Credenzas	
		\$687 for 120" Credenzas	
Base Options:			
Painted Plinth & Reveal Base	Add -PPR	No Charge	

REQUIRED INFORMATION (ORDER CANNOT BE ENTERED WITHOUT THIS INFORMATION):

See appendix pages vi-viii for surface material options.

LAMINATE TOP WITH SQUARE EDGE

- Choose Laminate Finish
- Choose Edge Band Finish
- Choose Metal Finish for Pulls unless **-IP** is specified
- Choose Painted Case Finish
- Choose Paint Finish, if **-PPR** option is specified
- Choose Components, if applicable (see page 14, credenzas come with adjustable shelves as standard)

GLOSS GLASS AND SATIN GLASS TOPS

- Choose Metal Finish for Pulls unless **-IP** is specified
- Choose Painted Case Finish
- Choose Paint Finish, if **-PPR** option is specified
- Choose Components, if applicable (see page 14, credenzas come with adjustable shelves as standard)

SOLID SURFACE TOP

- Choose Metal Finish for Pulls unless **-IP** is specified
- Choose Painted Case Finish
- Choose Paint Finish, if **-PPR** option is specified
- Choose Solid Surface Color
- Choose Components, if applicable (see page 14, credenzas come with adjustable shelves as standard)

STONE/QUARTZ TOP

- Choose Metal Finish for Pulls unless **-IP** is specified
- Choose Painted Case Finish
- Choose Paint Finish, if **-PPR** option is specified
- Choose Stone/Quartz Color
- Choose Components, if applicable (see page 14, credenzas come with adjustable shelves as standard)



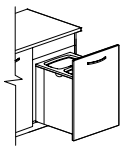
PAINTED CASE

GENERAL INFORMATION

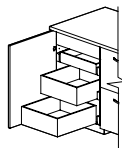
- Laminate Top with Square Edge
 - Tops are 1-1/4"-thick with 2mm edge band
 - Laminate with Square Edge (-PE) only available with painted case option
 - Unless specified otherwise, the color of the painted plinth and reveal base (-PPR) will default to the color of the painted case
- Gloss Glass and Satin Glass Tops
 - Glass Tops are 1/4"-thick and sit on a 3/4" subtop
 - Subtop finish will match case finish
- Solid Surface Tops
 - Tops are 1"-thick
 - 48" - 96" Solid Surface Top credenzas ship fully assembled
 - 120" Solid Surface Top credenzas will ship in 3 pieces, a 72" case, 48" case, and a 120" long common top. The 72" case will always be on the left side and the 48" case will always be on the right side.
- Stone/Quartz Tops are 2cm thick
 - 48" - 96" Stone/Quartz Top credenzas ship fully assembled
 - 120" Stone/Quartz Top credenzas will ship in 4 pieces, a 72" case, 48" case, and a two 60" long tops. The 72" case will always be on the left side and the 48" case will always be on the right side. Top seam will be located at center of credenza.
- Stone and Solid Surface Material: Despite its reputation for durability, natural stone can easily be broken during handling and/or installation if proper techniques are not followed. In addition, Nucraft is not responsible for the installation of natural stone or solid surface materials on its products. Therefore, installers specifically trained in the installation of these materials must be utilized to ensure a quality installation. Nucraft shall not be liable for any damages incurred during the handling and/or installation of natural stone or solid surface materials on its products.
- Conference Height Credenzas ship with one adjustable shelf behind each door and metal pulls, unless other components are specified
- Buffet Height Credenzas ship with two adjustable shelves behind each door and metal pulls, unless other components are specified
- Back panel has ventilation cutout for each position. Cutout can accept optional fan if additional airflow is needed.
- Locks, if selected, are centered above pull and will default to Foil finish if metal color is not specified. Waste/recycling units are non-locking.
- 48"-96" credenzas ship in one piece; 120" credenzas will ship with two pieces for the case and one piece for the top
- Locks, if selected, are centered above pull and will default to Foil finish if metal color is not specified. Waste/recycling units are non-locking.
- Pull will default to the Arced Pull unless Integrated Pull (-IP) or Ingot Pull (-PLI) is specified



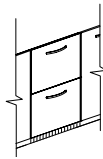
COMPONENTS



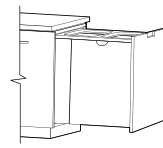
TF-[]



D3-[]



OM-[]



TE-[]

COMPONENTS


MODEL #	DESCRIPTION	PRICE
FRONT OPENING COMPONENTS		
TF-[]	Pull-out trash/recycling unit - (2) 41 qt. containers	1,322
R1-[]	Sliding equipment rack - 12RU with Thermostatically-controlled fan and plugstrip	3,620
R2-[]	Fixed equipment rack - 12RU with Thermostatically-controlled fan and plugstrip	990
D3-[]	Three drawers (behind one door)	3,109
OM-B	Open Module to accept refrigerator (Refrigerator not included. Only Available in location "B") Includes Drawer Fronts for GE Monogram refrigerated drawer unit.	No Charge
OMDF24-B	Two-Drawer Refrigerator (Refrigerator included. Only available in location "B") Includes Drawer Fronts.	8,767
END OPENING COMPONENT (ONLY AVAILABLE IN FIRST AND LAST POSITIONS)		
TE-[]	Pull-out trash/recycling unit - (2) 41 qt. containers	1,322
ACCESSORIES		
FAN	Thermostatically-controlled fan	628

REQUIRED INFORMATION (ORDER CANNOT BE ENTERED WITHOUT THIS INFORMATION):


[] Specify location for each component, one per location. Location comes standard with adjustable shelves if no component is specified.



2-Door Credenza



3-Door Credenza



4-Door Credenza



5-Door Credenza

GENERAL INFORMATION

- Door on trash/recycling unit pulls out with bin
- Waste/recycling units have a 41 qt. capacity
- Maximum of 1 trash/recycling unit for a 2-Door Credenza, 2 trash/recycling units for both 3-Door and 4-Door Credenzas, and 3 trash/recycling units for a 5-Door Credenza
- Drawers and trash bin surround are painted Cloud
- Labels are included with pull-out trash/recycling unit
- Thermostatically-controlled fan activates automatically at 87° F and turns off at 85° F
- Waste/recycling units are non-locking
- Open Module and Two-Drawer Refrigerator only available in Position B on 3-Door, 4-Door and 5-Door Buffet Height Credenzas
- Open Module and Two-Drawer Refrigerator adds 1" to overall depth (24-3/4"d to 25-3/4"d)
- OM-B is intended for GE Monogram® Double-Drawer Refrigerator Module (refrigerator not included)
 - ZIDI240HII: Requires wood drawer fronts specified on order
 - ZIDS240HSS: Does not accept additional drawer fronts
- OMDF-24-B includes Two-Drawer Refrigerator
 - Performance Credenza Refrigerator Specs



Appendix



This price book supercedes all previous versions.

Before placing your order, confirm you have all required information necessary. Lead times for orders begin after all required information is included and correct.

Delivery Information

We know lead times are important and sticking to them even more so. We work to maintain a 6-8 week lead time on all standard products in this book from receipt of a clean order. All orders are acknowledged with an approximate shipping date and will be invoiced with the price in effect at the date the purchase order is received. For current lead times, please review www.nucraft.com/resources/lead-times.

Shipping charges are prepaid (within the continental U.S.). Therefore, pricing is a delivered price based on normal ground transportation. If you have special instructions, need to ship by air, or are shipping to Alaska or Hawaii, contact Nucraft Customer Service. Nucraft can also help arrange to have products blanket wrapped for an additional charge. Contact the Nucraft Customer Service team or specify it on your purchase order.

Minimum Freight Charge: Any order below \$2,900 net will be assessed a \$475 net minimum freight charge (one per order).

Orders are subject to acquiring the materials required for manufacturing. Fulfillment can be affected by strikes, fires, embargoes and acts of government. These elements are beyond our control.

Nucraft offers a variety of services to accommodate a wide range of delivery requirements. Availability of these services is dependent on a number of factors and may not be offered with all shipments. Examples of delivery services that have additional fees include:

- Specific date
- Specific time of day, morning or afternoon
- Delivery to a warehouse before delivery to its final destination (unless product is picked up at the warehouse)

Contact the Nucraft Customer Service team for availability and pricing on these services.

Freight Terms

Shipping charges for Nucraft products are prepaid for standard delivery in the continental United States. Standard delivery is defined as follows: Product is delivered on a 53' trailer being pulled by a long-haul tractor (total length of 85'). Facility will receive delivery Monday through Friday between the hours of 8:00 AM and 4:00 PM. Facility has docks with levelers and a fork truck for unloading. Product will be loaded on load bars two levels high. Receiving facility is responsible to have personnel on hand to unload the truck upon arrival, drivers do not unload. Delivery sites or times that do not meet these criteria may be accommodated, but will incur a charge to cover additional shipping costs. Please **notify Nucraft a minimum of two weeks prior to shipment** to arrange special services and determine additional charges.

Storage

Nucraft has no storage facilities for finished product. If a customer cannot accept an order when it is ready for shipment, the customer must designate an alternative shipping address. If no address is provided, Nucraft may, at its discretion, transfer the product to storage. If product is transferred to an off-site storage facility, the customer may be charged for transportation to the facility and for any associated storage fees. Nucraft considers transfer of the product to a storage facility the equivalent of shipment, including invoicing and payment. Customers assume the risk of damage or loss during storage.

Transportation Times and Delays

Third party carriers that Nucraft contracts with will make reasonable efforts to accommodate requested delivery times and dates. Scheduled delivery appointments may, however, be delayed for a variety of reasons, including inclement weather, traffic, transportation equipment problems, and delays encountered at other delivery locations along the delivery route. Nucraft does not recommend scheduling activities that depend on the delivery appointment (for example, scheduling furniture installers to install furniture the day of the delivery appointment). Nucraft shall not be liable for any costs incurred as a result of a missed delivery appointment.

Shipment Damage Claims

Legal title to merchandise passes to the buyer upon acceptance by the carrier. Inspect all cartons upon delivery. Details of visible damage should be noted on the delivery receipt. Do not destroy packaging, transport to site, or install product if damage is found upon inspection. Inspection of products should be completed upon delivery to the receiver. If visible damage is apparent, a claim should be filed immediately with Nucraft Customer Service. If visible damage is not apparent, sign the delivery receipt "No visible damage." This will allow recourse for a concealed damage claim. Concealed damage claims must be filed within 15 days of receipt, **prior to transporting or installing any product.**

Do not destroy packing materials until shipment has been inspected. If damage is found, proceed to file a claim with Nucraft Customer Service.

Failure to make any claims against Nucraft within 15 days shall constitute acceptance of the merchandise and a waiver of any defects, errors or shortages discovered upon inspection.

Cancellations

Cancellations must be reviewed by our Customer Service team. Because we build your products to order, orders cannot be cancelled once processing has begun. Processing includes but is not limited to development of shop drawings and other engineering drawings. If cancellation is approved, a processing fee of 20-100% will be assessed based on the status of the order.

Change Order Policy

Nucraft will make every attempt to honor any reasonable change request to product provided that the request is received prior to start of production. Change orders will be accepted only if the request is made in writing and received in time to make the change. Nucraft reserves the right to increase our acknowledged price and ship date if necessary to make the requested changes. Please submit any change order request to our Customer Service team. Nucraft will assess charges to the customer as stipulated in the following:

- Standard Orders: Change orders received prior to production will be charged \$400 net to cover administrative costs.
- Special Orders: Change orders received prior to production will be charged \$400 net to cover administrative costs. There may be additional costs associated with engineering labor required for the change order.
- Change orders received after production must be evaluated by Nucraft. If approved, the charge will be \$400 net plus any restocking charges accumulated. There may be additional costs associated with engineering and/or manufacturing labor, as well as material costs, required for the change order.



Repair Authorization

Prior written approval is required for repairs of merchandise charged to NuCraft. Failure to do so will result in customer funded repairs.

Payment Terms

Deposits are required at the time of order due to the custom nature of our products. See information regarding Cancellations above.

Credit terms are available to qualified customers. Please contact AR@NuCraft.com to start the application process. Note that the credit application process requires a valid sales tax exemption or resale tax certificate, Form W-9, and three current trade references.

Credit Card Payments are accepted via web portal. Please contact AR@NuCraft.com for payment instructions. Note that a 2% convenience fee will be added for using this payment method and no early pay discounts are allowed on credit card payments.

Warranty

NuCraft Furniture is warranted to be free from defects in materials and workmanship for a period of ten years of single shift use. Limitations include:

- Mechanical Devices such as latches, casters, and other moving components are warranted for five years of the date of original delivery.
- Height adjustable components are warranted for two years of the date of original delivery.
- The following are warranted for one year of the date of original delivery:
 - Textiles
 - Electrical Components
 - Refrigeration Units
 - Custom Products not described in NuCraft's Catalogue

This warranty is applicable only if furniture is properly installed and maintained in an office environment. This warranty extends only to products manufactured and sold in North America and only to original purchasers acquiring new NuCraft product through authorized dealers or approved sellers.

During this warranty period, NuCraft's sole obligation is to repair or replace, at NuCraft's discretion, products which prove to be defective during the warranty period.

This warranty does not cover:

- Damage caused by a carrier.
- Damage from user modification, misuse, abuse, accident, or negligence.
- Customer's Own Material (COM) specified by the customer that is not a standard product offering.
- Color, grain, or texture of wood and other covering material.

NuCraft extends no other warranties, expressed or implied, including warranty of merchantability or fitness for a particular purpose. NuCraft shall not be liable for loss of time, inconvenience, commercial loss, incidental or consequential damages.

Environmental Statement

NuCraft is committed to supporting responsible environmental policies and practices in all that we do. We strive for sustainability, weighing our business decisions against the costs to the ecological, social and economic systems they affect.

Our products are manufactured to meet the credit requirements of the U.S. Green Building Council's LEED rating systems in one or more of the following categories:

- Recycled Content
- Certified Wood
- Low-Emitting Materials

Computer Aided Planning

NuCraft products and pricing are available via CET and 2020 Cap, an AutoCAD®-based space planning tool.

2020 Cap is an integrated software system developed specifically for interior designers and facility planners to enhance workplace performance. This modern suite of applications works together seamlessly, in concert. Navigate catalogs, select products, design in plan view and 3D, assign options, create worksheets and build a project where you want, when you want. Take your pick. It's dynamic and interactive. Design projects are a work in progress. And now you can perform any of the many discrete tasks that go into a project any time, any place.

For additional information, you may contact 2020 Cap direct at 800-227-0038.

Product symbols (Revit, 2D and 3D) are available on the NuCraft website at www.nucraft.com/resources/product-symbols.

iSpec®

NuCraft offers a free online product configuration and specification service that saves you time and allows you to be creative while leaving the nuts and bolts to someone else. No specific software is required, nor is there any learning curve. This service applies to all NuCraft products. For additional information, call 1-877-NUCRAFT and ask for the iSpec Team or log on to www.nucraft.com/resources/ispec.



Surface Materials Palette

We crafted our materials palette using the same demanding standards that distinguish our furniture. Thoughtful design and attention to every detail elevate your possibilities.

Anchored by NuCraft veneers, unrivaled for clarity, quality, and depth of finish, our collection of surface materials comprises a sophisticated set of balanced elements that supports your design vision.

Some elements have their roots in NuCraft's rich heritage. Others are new materials and reflect current trends and taste. Together, they ensure that you're ready for today and positioned well for the future. Beautifully.

Custom Finishes

NuCraft specializes in expert custom finish matching. For a nominal upcharge we can provide custom finishes, and we are frequently asked to match the finishes of other furniture manufacturers. For finishes that appear unusual to match or for customers directly requesting a sample, a finish sample will be sent for approval prior to entering the order.

Custom finishes requiring colored varnishes to create a painted look can only be applied to Maple veneer and require one extra week in addition to the standard lead time. NuCraft's standard black finish (G82) can be applied to all NuCraft standard veneers. Walnut is the standard black veneer. Other species must be specified when ordering.

Clear coat on a special veneer requires an approved sample.

Custom finishes carry a 10% upcharge per item, per finish, capped at \$2,100 List.

Custom finish upcharges are not applied to any item that is not wood. Example: casters, ganging connectors, power options..

Treatments

Note: Default veneer sheen will vary per finish and product. Default finish is bolded on appendix pages vi-viii. If no direction is provided on incoming orders, default sheen will be selected. In addition, default veneer cut is noted in the price list. If no direction is provided on incoming orders, default cut will be selected.

Gloss: Gloss is a durable finish that tends to nicely mask normal wear and leaves wood grain visible to the eye. It achieves a medium gloss open pore appearance (40 – 50 sheen range). Finish numbers preceded by the letter "G" indicate a Gloss finish.

Matte: Like Gloss, Matte is durable, tends to nicely mask normal wear and leaves wood grain visible to the eye. It achieves a low luster, open pore appearance (10 – 20 sheen range). Finish numbers preceded by the letter "M" indicate a Matte finish.

Since each veneer type responds differently to both types of treatment, all will have a distinctive look and feel when finished. For example, a Walnut veneer with a Gloss treatment will remain much more textured than a Cherry veneer with the same treatment.

About the Wood

All NuCraft veneers are carefully selected for uniformity of color and grain. Still, wood is a natural substance and minor variations may occur due to its own uniqueness. Because of this, the furniture you receive may not be an exact match to our samples.

NuCraft takes great pride in our finish color consistency. However, wood is a natural product that will have color variation within a single piece of furniture, as well as from one piece to the next. Other factors also affect color over time, such as exposure to light (both intensity and duration). For example, lighter finishes cause more variation in colors over time.

In cases where a returning customer wants a precise match with existing furniture, we recommend sending a sample of the existing furniture finish. Please contact NuCraft Customer Service to determine an appropriate sample. This will ensure a finish match between old and new orders. This type of order is considered a control sample. There will be a 10% upcharge on an order of this type. Due to natural aging of veneers, natural finishes may vary.

Care and Maintenance of Wood Finishes

Our finish material is a crystal clear, urethane acrylic blend. This type of finish may be repaired in the field by a qualified refinisher.

NuCraft recommends using a damp cloth to clean your fine wood furniture. Always wipe with the grain of the wood. Should your wood furniture require a more thorough cleaning, we recommend using a mild cleaner such as Joy dish soap or Murphy's oil soap, thoroughly diluted in water (one part soap to thirty parts water). Water will not damage NuCraft's finish, but it may leave surface spots when it dries. To avoid this, dry the surface with a soft cloth after it is cleaned. Marks that cannot be removed with the cleaning methods above may be able to be removed using naphtha, a mild degreasing solvent.

Caution: while the use of polishes that contain wax, petroleum solvents or silicones may immediately enhance the "shine" of a product, it may also eventually remove the fine original finish applied in our factory. Silicone on the surface of wood may also make it very difficult to respray or refinish.

All NuCraft furniture is inspected and polished before it leaves our factory. In some instances, the packing materials may imprint on the factory polish. Cleaning and polishing the furniture once it is unpacked will normally restore the furniture to its original beauty.

In some cases, the rubber support feet used on the bottom of common office equipment (teleconferencing phones, laptops, microphones, copiers, etc.) can create unsightly marks in the surface of wood tops, due to oxidation of the lacquer finish. We suggest these machines be placed on a protective type of padding, such as felt.

Wood will fade as a result of exposure to UV light. This is particularly prevalent with light finishes. If color changes due to fading are a concern for your application, the impact can be minimized by selecting medium to dark stains for your wood surfaces. Our top coat includes a UV inhibitor which makes the finishes less prone to fading.



Laminates

Selected Formica®, Nevamar®, and Wilsonart® laminates are available on Training Tables, Conference Tables, Conference Room Furniture and select Occasional Tables. For standard laminate and wood pricing, refer to individual item pricing columns. It is important to note that wood grain laminates are unable to be grain matched over multi-piece table top applications.

Non-Standard Laminates and Linoleums

To order a color other than those on our list (see appendix pages vi-viii), refer to

Nevamar or Formica standard grade, matte texture laminate offerings and Forbo Furniture Linoleums (excluding manufacturers' non-standard matte offering).

Nucraft can support other laminate and linoleum options beyond what can be found as standard options on appendix pages vi-viii. For pricing, please send a request to quotes@nucraft.com.

Care and Maintenance of Laminate and Novawrap

Laminate and Novawrap surfaces may be cleaned with a damp cloth and ordinary soap or non-abrasive household liquid detergent. Dry the surface with a clean cloth or soft paper towel to prevent streaks from appearing.

Care and Maintenance of Metal

Metal surfaces can be wiped with a damp cloth and rubbed dry. A mild non-abrasive household liquid detergent can be used if necessary. Regular maintenance of metal components, including tightening of fasteners and light lubrication of moving parts, will extend the life of your furniture.

Satin Etched Glass

Glass color may vary slightly on multi-piece conference table tops over 180" x 60" when satin etched glass is specified due to the iron content and etching process of the glass.

Care and Maintenance of Glass

Clear or frosted glass may be cleaned with commercial glass cleaner. Be sure to use a lint-free cloth if cleaning the frosted side of the glass.

Stone and Solid Surface Material

Despite its reputation for durability, natural stone can easily be broken during handling and/or installation if proper techniques are not followed. In addition, Nucraft is not responsible for the installation of natural stone or solid surface materials on its products. Therefore, installers specifically trained in the installation of these materials must be utilized to ensure a quality installation. Nucraft shall not be liable for any damages incurred during the handling and/or installation of natural stone or solid surface materials on its products.

Care and Maintenance of Granite

Granite surfaces may be cleaned with a damp cloth and ordinary soap or non-abrasive household liquid detergent. Dry the surface with a clean cloth or soft paper towel to prevent streaks from appearing.

Care and Maintenance of Leather

Genuine leather requires very little care. Nucraft recommends that leather be dusted regularly. If a more thorough cleaning is needed, use lukewarm water and a mild, non-abrasive soap. Generate some lather and lightly rub the surface with cheesecloth. Rinse off any soap film with clean water and towel dry. The leather may dry dull. To restore the leather to a normal gloss, rub it with a clean towel. Never use furniture polish, oil, varnish or ammonia. Saddle soap may be used to prevent the leather from becoming brittle or cracked and to maintain the original supple finish.

Touch Up Finish Kits

Model #	Description	Price
KIT-M	Metal Kit	85
KIT-P	Paint Kit	85
KIT-S	Stain Kit	85

REQUIRED INFORMATION:

(ORDER CANNOT BE ENTERED WITHOUT THIS INFORMATION)

- Kit model number
- Quantity of kits
- Specify finish (See appendix pages vi-viii)

General Information:

- Touch-up kits must be ordered on a purchase order separate from Nucraft product due to Hazmat shipping

Retrofit & Replacements

If needing a partial placement or retrofit solution, please reach out to our quote team. Grain/color matched in a set.



VENEER

STANDARD

Default veneer sheen will vary per finish and were determined by a team of experts who reviewed the colorways to determine if gloss or matte best highlighted the natural characteristics of the species of wood and the color of the stain. Default finish is bolded. If no direction is provided, default sheen will be selected.

	Matte	Gloss
Rift Cut Oak		
Carbon	M03	G03
Flat Cut Oak		
Artisan	M68	G68
Coco	M67	G67
Dove	M66	G66
Dune	M05	G05
Midnight	M69	G69
Portobello	M7413	G7413
Winter	M70	G70
Flaky Oak		
Sahara	M61	G61
Cherry		
Auburn	M93	G93
Cognac	M21	G21
Walnut		
Marron	M35	G35
Mocha	M33	G33
Onyx	M82	G82
Otter	M31	G31
Zinc	M30	G30
Maple		
Natural Maple	M60	G60
Linea		
Euro Birch Linea	M09	G09
Oak Linea	M08	G08
Silver Birch Linea	M10	G10
Walnut Linea	M27	G27
Paldao		
Canyon	M77	G77
Paldao	M76	G76
Thicket	M75	G75

PLANK

Plank offers dramatic variations in veneer leaf color, length, and natural characteristics; it simulates randomly matched veneers.

	Matte	Gloss
Plank Walnut		
Clear Coat	M38	G38

LAMINATE

Coordinating wood finish and edgeband options listed below.

			Solid Edge Band
Solid Laminates			
Formica Brite White	459-58		R01
Formica Dover White	7197-58		R01
Formica Folkstone	927-58		R03
Formica Graphite	837-58		R05
Formica Graystone	464-58		R02
Formica Pearl	934-58		R02
Patterned Laminates			
Nevamar Calm Distinction	VA6001T		R05
Nevamar Cool Chic	VA7002T		R02
Nevamar Easy Elegance	VA5002T		R05
Nevamar Serene Stardom	VA5001T		R05
Wilsonart Sheer Mesh	4876-38		R02
Wilsonart Grey Mesh	4877-38		R02
Wilsonart Pewter Mesh	4878-38		R05
		Wood Finish	Woodgrain Edge Band
Wood Grain Laminates			
Formica Aged Ash	8844-58	M8844	R8844
Formica Blackened Legno	8848-58	M8848	R8848
Formica Bleached Legno	8845-58	M8845	R8845
Formica Chestnut Woodline	5884-58	M5884	R5884
Formica Espresso Pear	5489-58	M5489	R5489
Formica Natural Ash	8843-58	M8843	R8843
Formica Oiled Legno	8846-58	M8846	R8846
Formica Pecan Woodline	5883-58	M5883	R5883
Formica Planked Coffee Oak	7413-58	M7413	F7413
Formica Sand Maple	9237-58	G60	W7909
Formica Smoky Brown Pear	5488-58	M5488	R5488
Formica Thermo Walnut	6402-58	M6402	R6402
Formica Urban Planked Oak	9312-58	M9312	R9312
Formica Weathered Ash	8842-58	M8842	R8842
Formica White Ash	8841-58	M8841	R8841

GLASS

	Satin	Gloss
Satin or Gloss Glass		
Black	BS	-
Clove	VS	VG
Meringue	MS	MG
Moonlight	MLS	MLG
Storm	STS	STG
Quill	QS	QG
White	WS	WG



STONE

Stone orders may affect lead times. Contact Nucraft Customer Service for details.

Stone	Subtop Paint	
Absolute Black Honed Granite	ST01	S8007
Carrara Marble	ST16	S8004

Quartz | Cambria® Signature

Ainsley	STC100	S8004
Armitage	STC101	S44
Avalene	STC192	S8004
Bellingham	STC102	S8004
Berkeley	STC103	S8004
Berwyn	STC104	S8004
Blackbrook	STC105	S44
Bradshaw	STC106	S8004
Bradwell	STC107	S8004
Cambria Black	STC109	S44
Carrick	STC110	S44
Charlestown	STC207	S8004
Charston	STC208	S8004
Clifton	STC112	S8004
Colton	STC113	S8004
Copeland	STC200	S8004
Crowndale	STC114	S8004
Devon	STC115	S44
Dovestone	STC209	S8004
Fairbourne	STC116	S8004
Fieldstone	STC117	S44
Hadley	STC201	S8004
Halewood	STC119	S8004
Hermitage	STC120	S8004
Kendal	STC122	S8004
Laneshaw	STC124	S44
MacBeth	STC202	S8004
Malvern	STC125	S8004
Montgomery	STC128	S8004
New Quay	STC130	S8004
Pendle Hill	STC131	S8004
Praa Sands	STC132	S8004
Ridgegate	STC203	S8004
Rose Bay	STC133	S8004
Sandgate	STC135	S8004
Seacourt	STC204	S8004
Smithfield	STC136	S8004
Sutherland	STC138	S8004
Swanbridge	STC139	S8004
Torquay	STC140	S8004
Trafalgar	STC205	S8004
Travella	STC141	S8004
Weybourne	STC143	S8004
Whitendale	STC206	S8004
Whitney	STC144	S8004
Woodcroft	STC146	S44

Quartz | Cambria® Luxury

Abbey	STC147	S8004
Annaleigh - Luxe	STC193	S8004
Annicca	STC148	S8004
Beckington	STC150	S8004
Bentley	STC151	S8004
Blackpool Matte	STC152	S44
Brighton	STC212	S8004
Brittanica	STC153	S8004
Brittanica Gold Cool	STC154	S8004
Brittanica Gold Warm	STC155	S8004
Brittanica Warm	STC156	S8004
Clovelly	STC158	S8004
Delamere	STC159	S44
Delgatie	STC160	S8004
Ella	STC161	S8004
Everleigh	STC162	S8004
Everleigh Warm	STC191	S8004
Gladstone	STC163	S8004
Golden Dragon	STC164	S44
Hailey	STC165	S8004
Harlow	STC166	S8004
Hemsworth	STC167	S8004
Huntley	STC168	S8004
Inverness Blakeley	STC190	S8004
Inverness Bristol Bay	STC169	S8004
Inverness Bronze	STC170	S8004
Inverness Cobalt	STC171	S8004
Inverness Everleigh	STC172	S8004
Inverness Frost	STC196	S8004
Inverness Gold	STC197	S8004
Inverness Platinum	STC173	S8004
Inverness Swansea	STC174	S8004
Ironsbridge	STC175	S8004
Iverness Frost	STC176	S8004
Iverness Gold	STC177	S8004
Lakedale	STC179	S8004
Mayfair	STC181	S8004
Mersey	STC182	S44
MonTaaj - Luxe & Satin	STC199	S8004
Notting Hill	STC183	S8004
Oakleigh	STC184	S8004
Portrush	STC185	S8004
Queen Anne	STC186	S8006
Remington Brass Satin	STC210	S44
Remington Steel Satin	STC211	S44
Skara Brae	STC187	S8004
Southport	STC188	S8004
White Cliff	STC189	S8004

Quartz | Wilsonart

Carrara Codena	ST21	S8004
Serene	ST17	S8004



SOLID SURFACE

Wilsonart Designer White	ST11
--------------------------	------

METAL

Powder Coat

Aged Bronze	A8010
Black	A44
Burnished	A8009
Cloud	A8004
Foil	A8006
Galaxy	A8007
Moonlight	A87
Satin Bronze	A8011
Shadow	A8005
Storm	A8012

Metal*

Brushed Black	BB
Polished Chrome	PC

*Available on Ingot Applied Pull option only.

PAINT

Aged Bronze	S8010
Black	S44
Burnished	S88
Cloud	S8004
Foil	S8006
Galaxy	S8007
Moonlight	S87
Satin Bronze	S8011
Shadow	S8005
Storm	S8012

Paint to Match

To request a custom paint color, contact NuCraft Customer Service.
A paint sample must be matched and approved prior to order.

EDGE BAND

Ashen	R04
Parchment	R02
Shale	R05
Stone	R03
Whitecap	R01