

# TAVOLA™

## Planning Guide + Price List

---

### QUICK LINKS

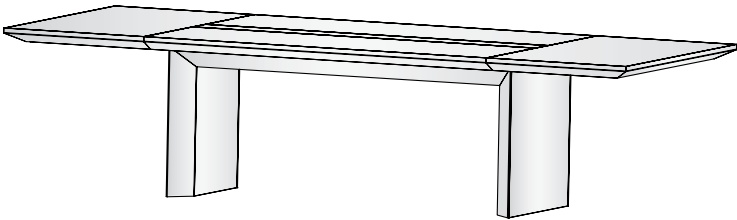
[PLANNING GUIDE](#)[TAVOLA PRICING](#)[GENERAL INFORMATION](#)[FINISH INFORMATION](#)[SURFACE MATERIALS](#)



# TABLE OF CONTENTS

Click the shortcuts below to jump to each section.

General Information	ii-iii
Finish Information	iv-v
Surface Materials	vi-vii
Statement of Line	3
Specification Overview	4
Planning Guide	5-14
Tavola Conference Tables	15-20
Tavola Standing Height Tables	21
Credenzas	22-23






# STATEMENT OF LINE

## CONFERENCE TABLES

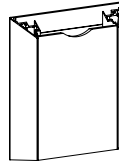
Pages 15-20



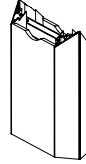
Rectangle

## BASES

Pages 15-20



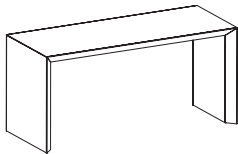
Panel



Double Panel (center only)

## STANDING HEIGHT TABLES

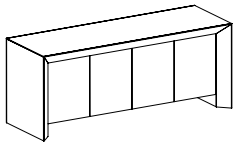
Page 21



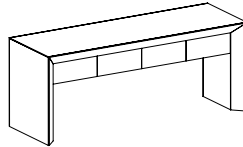
## CREDENZAS

(Available in conference and buffet heights)

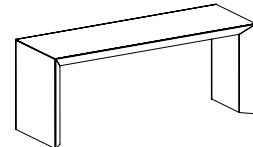
Pages 22-23



Doors



Drawers



Open



# SPECIFICATION OVERVIEW

---

## CONFERENCE HEIGHT TABLES

### 1. Select the Base Configuration

When specifying a Tavola table, you'll first select the top size. Tavola is available in seven standard lengths ranging from 96" to 240", and two standard widths. Tops are available with either two panel bases and/or a two panel/one double panel base combination, depending on top size.

### 2. Select the Surface Materials

Tavola gives the specifier ultimate aesthetic flexibility with the option to choose different top, base, and spine surface materials. Choose between Standard Veneer and White, Quill, Meringue or Clove back-painted low-iron glass.

### 3. Select Power Matrix (if desired)

Power Matrix provides power and data connectivity and can be specified in a variety of locations along the table spine. They feature a flip-up door that conceals two simplex electrical receptacles and three voice/data connections. Available with grain-matched wood, back-painted glass or metal door options, Power Matrix provides another option for customizing the performance and look of your Tavola table.

## STANDING HEIGHT TABLES

### 1. Select the Top Size

When specifying a Tavola standing height table, you'll first select the top's size. Standing Height Tables are 42" high, 36" deep and available in six standard lengths ranging from 60" to 90".

### 2. Select the Surface Materials

Tavola Standing Height Tables allow for multiple aesthetic combinations with the ability to choose different top and base surface materials. Choose between Standard Veneer and White or Black back-painted, low-iron glass.

### 3. Select Tech Node (if desired)

Tech Node provides drop-down power and data connectivity and is located in the center of the underside of the top on each side. It features a flip-down door that conceals two simplex electrical receptacles and two voice/data connector ports. Available in anodized aluminum, Tech Node provides a discreet power solution for your Tavola Standing Height Table.

# DETAIL OVERVIEW

## SEGMENTS

Conference height tables have end and center segments that are separated by aluminum trim. Each Tavola conference height table has two end segments. The depth of the end segments is always equal to half the table width. Center segment quantities and sizes are dependent on the overall size of the table. Table segments are available in glass or wood.

## SPINE

The spine is located in the center of the table and houses Power Matrix (when selected). Like the table segments, the spine is available in glass or wood.

## SPINE GROMMET

Located in the center of the spine, the spine grommet is an optional accommodation for wire management, such as with teleconferencing phones.

## PANEL BASE

The panel base is the standard base on the ends of Tavola tables.

## BASE SCALLOP

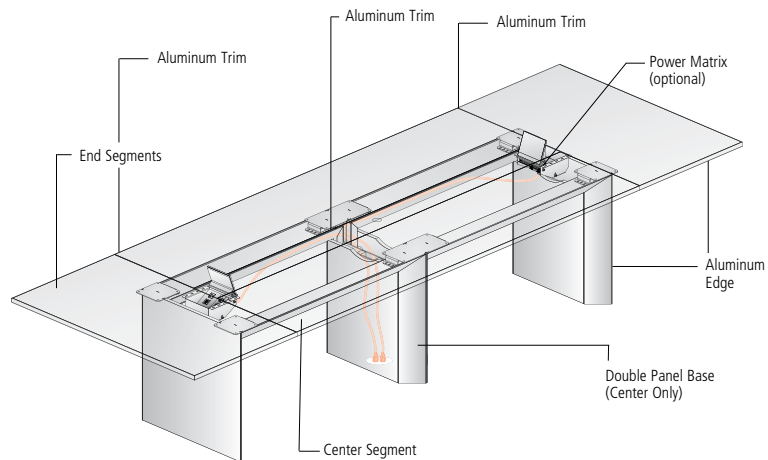
The base scallop allows for routing power/data when floor cores fall outside of the base cavity. When not in use, base panels can be rotated so the scallop is at the top and hidden.

## DOUBLE PANEL BASE

The double panel base is the center support on tables with three bases.

## STRUCTURE

The edge of the table and the sides of the bases are anodized aluminum. Steel support tubes inset into the sub-structure provide rigidity and allow for the overhang above the bases while maintaining a clean aesthetic beneath the table top.



# TABLE TOP POWER OPTION: POWER MATRIX

Power Matrix is filled with a broad array of high performance features and refined aesthetic elements.

## POWER

Power Matrix features two simplex receptacles for power connectivity. An optional USB-A+C charger can also be specified in place of one of the simplex receptacles when desired. Corded or hardwired in-feed options add flexibility.

## DATA/AV FACEPLATES

Power Matrix accommodates Extron Architectural Adaptor Plates (AAPs) for unparalleled flexibility in data and AV connectivity.

## DESIGN

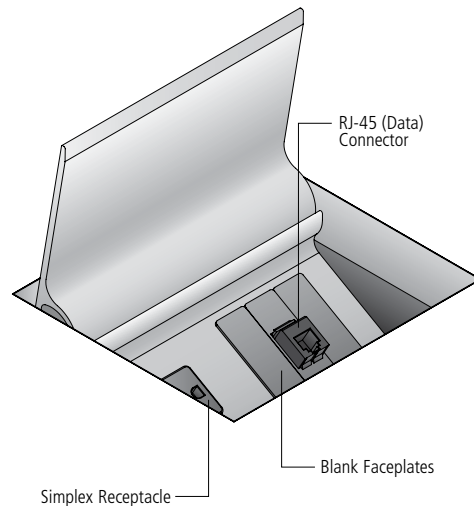
Power Matrix units feature a clear anodized aluminum body and a bezel-free flush mount design for an elegant appearance.

## PERFORMANCE

Friction hinges ensure smooth travel through the door's range of motion and can hold the door in any position. Hidden door stops maintain the minimalist aesthetic. Cable storage is both concealed and ample.

## DOORS

Power Matrix is offered in multiple door material options, including metal, glass and grain-matched wood cut from the same table top.



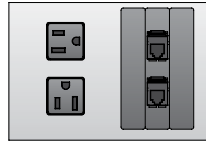
# TABLE TOP POWER OPTION: POWER MATRIX

## STANDARD CONFIGURATION

Power Matrix is offered with a pre-determined quantity of simplex outlets and AV faceplates. An optional 2 amp USB-A+C charger (1 amp per port) replaces one of the simplex outlets.

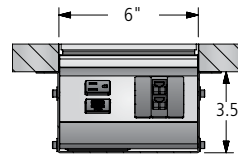
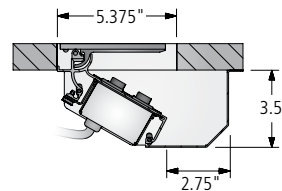
### Small

- Single door design
- 5.375" x 6" cutout
- Two simplex outlets
- Three AV faceplates. Standard configuration includes two blank faceplates and one faceplate with two RJ-45 (data) connectors.
- (1) 12' plug-in infeed cord



## DIMENSIONS

The small Power Matrix unit includes a low-profile pan beneath the work surface to conceal the unit and provide ample storage capacity for excess cables.



## FIELD-WIRED

Some local electrical codes may require field-wiring during installation. In such instances, a Field-Wired option may be specified. In this configuration, each Power Matrix unit will be supplied with a 6' flexible metal conduit with hot, ground and neutral wires.

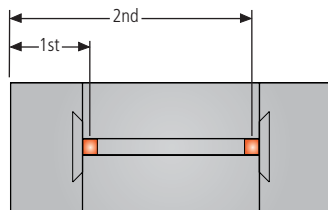


# TABLE TOP POWER OPTION: POWER MATRIX

## POWER MATRIX SMALL LOCATION OPTIONS

**Please Note:** For floor core placement, please reference base location information on page 14.

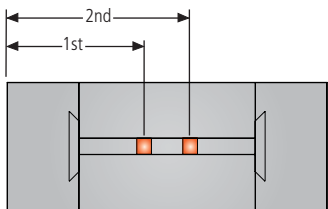
Power Matrix Small is available on Tavola Conference Height tables. Note the order quantity required for each location code as Power Matrix units are ordered separately.



PS-2

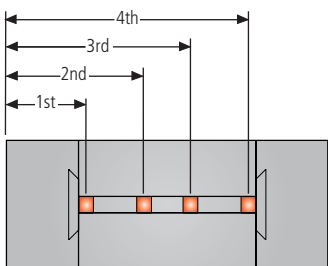
POWER MATRIX SMALL	LOCATION	QUANTITY OF UNITS TO ORDER
PS-2	One at each end	2
PS-2C	Two near center	2
PS-4	Two near center and one at each end	4

PS-2		
Length	Center of 1st Power Matrix	Center of 2nd Power Matrix
96	29.75	66.25
120	29.75	90.25
144	29.75	114.25
168	29.75	138.25
192	29.75	162.25
216	29.75	186.25
240	29.75	210.25



PS-2C

PS-2C		
Length	Center of 1st Power Matrix	Center of 2nd Power Matrix
96	39.375	56.625
120	51.375	68.625
144	63.375	80.625
168	75.375	92.625
192	87.375	104.625
216	99.375	116.625
240	111.375	128.625



PS-4

PS-4				
Length	Center of 1st Power Matrix	Center of 2nd Power Matrix	Center of 3rd Power Matrix	Center of 4th Power Matrix
120	29.75	51.375	68.625	90.25
144	29.75	63.375	80.625	114.25
168	29.75	75.375	92.625	138.25
192	29.75	87.375	104.625	162.25
216	29.75	99.375	116.625	186.25
240	29.75	111.375	128.625	210.25



# RETRACTORS FOR POWER MATRIX

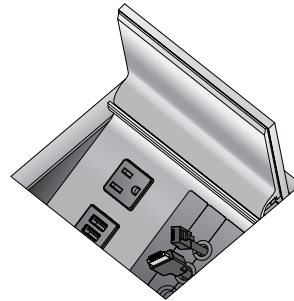
## RETRACTORS

Cable retractors mount directly to the underside of conference room tables using the included mounting bracket. Loaded with 12' of cable that extends out 5' from the retractor. Retractors have a female input from the building infrastructure and a male connector on the output side.

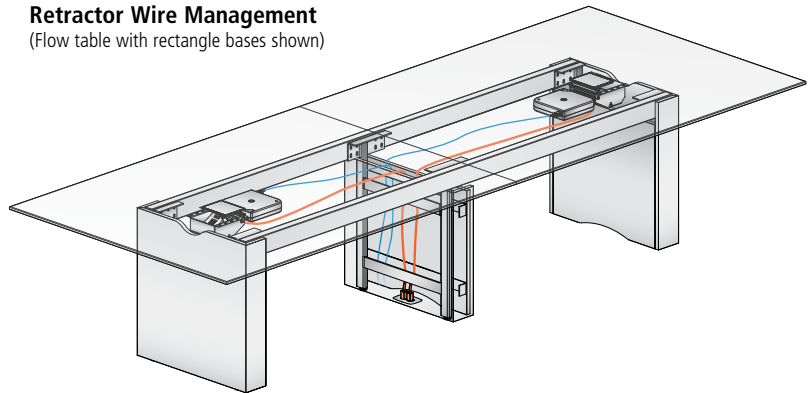
### RETRACTOR AVAILABILITY ON TAVOLA TABLES X = AVAILABLE AS STANDARD

Length	PS-2	PS-2C	PS-4
96	X		
120	X		X*
144	X		X*
168	X		X*
192	X		X*
216	X		X*
240	X		X*

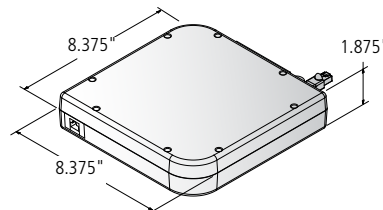
\*Only available on outside two units



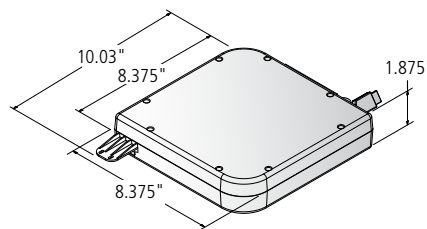
### Retractor Wire Management (Flow table with rectangle bases shown)



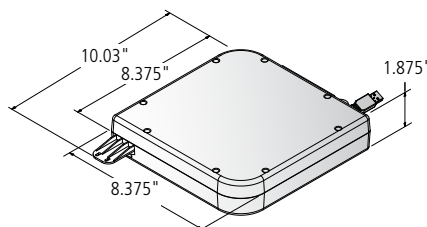
### CAT6 Retractor



### HDMI Retractor



### Data USB Retractor



# TABLE TOP POWER OPTION: TECH NODE

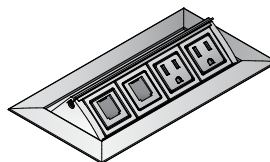
Tech Node offers convenient access to power and voice/data connections. Tech Node features include a push/push open design that conceals internal components.

Tech Node components:

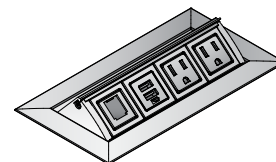
- Clear or Black Anodized Aluminum
- Fluid one touch accessibility
- Two (2) Simplexes
- Up to two voice/data ports
- 12' 15-Amp cord
- Voice/Data Adapter Kit p/n BE01421 to accept couplers & jacks
- UL Listed
- Overall dimensions - 4-7/16" x 8-5/16"
- Optional powered USB-A+C

All electrical components are UL listed.

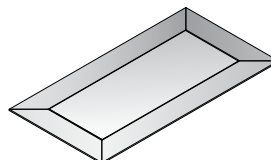
Tech Node - Cover Open



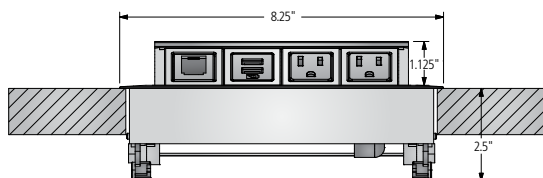
Tech Node - Cover Open with USB-A+C



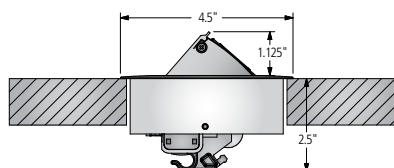
Tech Node - Cover Closed



Tech Node - Open Front View



Tech Node - Open Side View



## Power and Voice/Data Capabilities

Refer to individual product sections for specific Tech Node application guidelines.

Table Length	Maximum Quantity Units	Simplex Receptacles Provided	Voice/Data Simplex Cutouts
42"-72" diam.	1	2	2
72"-216"	3	6	6
228"-240"	4	8	8

## Voice/Data Planning

Two (2) simplex voice/data cutouts accept customer supplied, field-installed snap-in connectors.

Nucraft recommends consulting an audio/visual (AV) integrator for assistance with voice/data planning.

## Voice/Data Product Manufacturers

Manufacturer	Phone Number	Web Site
AMP	1-800-522-6752	<a href="http://www.tycoelectronics.com">www.tycoelectronics.com</a>
Avaya	1-866-462-8292	<a href="http://www.avaya.com">www.avaya.com</a>
Leviton	1-800-722-2082	<a href="http://www.leviton.com">www.leviton.com</a>
Panduit	1-800-777-3300	<a href="http://www.panduit.com">www.panduit.com</a>
Siemon	1-860-945-4200	<a href="http://www.siemon.com">www.siemon.com</a>

## FREESTANDING POWER OPTION: TECH ZONE

### TECH ZONE

Simple, easy to use and portable, this freestanding table top power option allows you to easily charge all of your devices.

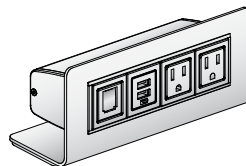
Available in two configurations with a variety of power and data connectivity options. Includes a 72"-long plug-in infeed cord.

#### ZONE-USB-C

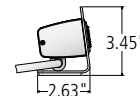
Includes two simplex receptacles, one data port and one charging USB-A+C charging port

#### ZONE-DATA

Includes two simplex receptacles and two open data ports



Tech Zone - Side View



ZONE-USB-C

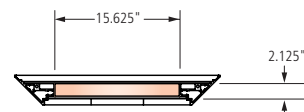
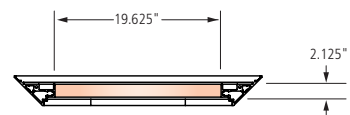
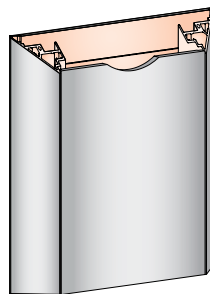


ZONE-DATA

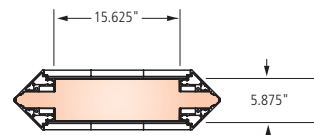
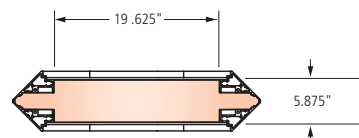
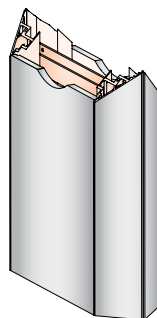


# WIRE MANAGEMENT OPENINGS

## Panel Bases



## Double Panel Bases (center location only)

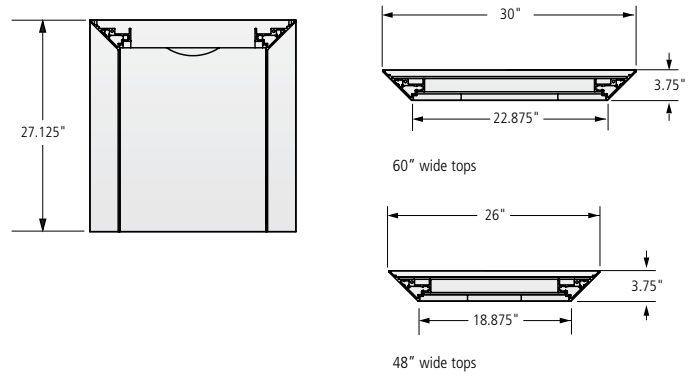


**Note:** Four metal straps span the gap between the extrusions in the center of this base.

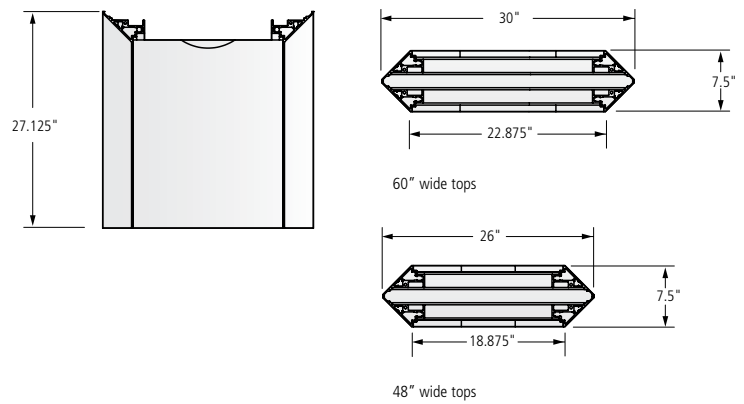


# BASE DIMENSIONS

## Panel Bases

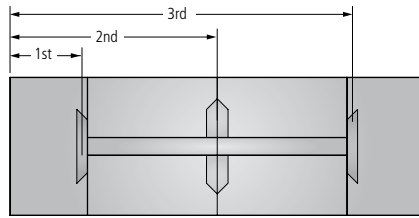


## Double Panel Bases (center location only)





# BASE LOCATIONS




**RECTANGLE TABLES**  
(PANEL AND PANEL/DOUBLE PANEL COMBINATION BASES)

Table Size	Center of 1st Base	Center of 2nd Base	Center of 3rd Base
96 x 48	25	71	-
120 x 48	25	95	-
144 x 48	25	72	119
144 x 60	25	72	119
168 x 48	25	84	143
168 x 60	25	84	143
192 x 48	25	96	167
192 x 60	25	96	167
216 x 48	25	108	191
216 x 60	25	108	191
240 x 48	25	120	215
240 x 60	25	120	215



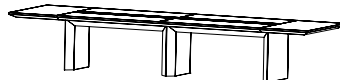
# VENEER TOP TABLES



RECTANGLE TOP



PANEL BASE



PANEL / DOUBLE PANEL COMBINATION

## POWER MATRIX SURFACE MATERIAL KEY

M2	(2) Power Matrix with Metal Doors
M4	(4) Power Matrix with Metal Doors
G2	(2) Power Matrix with Glass Doors
G4	(4) Power Matrix with Glass Doors
W2	(2) Power Matrix with Wood Doors
W4	(4) Power Matrix with Wood Doors

## RECTANGLE TABLES

MODEL #	L x W	BASE QTY	SEGMENT QTY	SUB-TOP SIZE	SEATING CAPACITY	PRICE WITHOUT POWER	-M2 (2) POWER MATRIX	-M4 (4) POWER MATRIX	-G2 (2) POWER MATRIX	-G4 (4) POWER MATRIX	-W2 (2) POWER MATRIX	-W4 (4) POWER MATRIX
TVT-9648-2-S-VP	96 x 48	2	4	96"	8	24,371	27,080	-	27,080	-	27,787	-
TVT-12048-2-S-VP	120 x 48	2	4	(2) 60"	10	27,323	30,027	32,731	30,027	32,731	30,736	34,148
TVT-14448-2-S-VP	144 x 48	2	4	(2) 72"	12	30,276	32,974	35,678	32,974	35,678	33,683	37,095
TVT-14448-3-S-VP	144 x 48	3	4	(2) 72"	12	35,381	38,072	40,776	38,072	40,776	38,780	42,192
TVT-14460-2-S-VP	144 x 60	2	4	(2) 72"	14	34,205	36,903	39,607	36,903	39,607	37,611	41,024
TVT-14460-3-S-VP	144 x 60	3	4	(2) 72"	14	39,310	42,001	44,704	42,001	44,704	42,708	46,120
TVT-16848-3-S-VP	168 x 48	3	6	(2) 84"	14	40,425	43,117	45,822	43,117	45,822	43,826	47,238
TVT-16860-3-S-VP	168 x 60	3	6	(2) 84"	16	45,009	47,701	50,406	47,701	50,406	48,410	51,822
TVT-19248-3-S-VP	192 x 48	3	6	(2) 96"	16	43,710	46,392	49,096	46,392	49,096	47,101	50,513
TVT-19260-3-S-VP	192 x 60	3	6	(2) 96"	18	48,949	51,631	54,336	51,631	54,336	52,339	55,752
TVT-21648-3-S-VP	216 x 48	3	6	(3) 72"	18	46,997	49,668	52,372	49,668	52,372	50,377	53,789
TVT-21660-3-S-VP	216 x 60	3	6	(3) 72"	20	52,890	55,561	58,265	55,561	58,265	56,270	59,682
TVT-24048-3-S-VP	240 x 48	3	6	(3) 80"	18	50,282	52,945	55,649	52,945	55,649	53,653	57,065
TVT-24060-3-S-VP	240 x 60	3	6	(3) 80"	20	56,830	59,492	62,196	59,492	62,196	60,200	63,613

## OPTIONS

### CODE

### PRICE

### NOTES

#### Satin Glass Options:

96"-120" Tables  
144"-168" Tables

Add **-TVSG** \$1,244  
Add **-TVSG** \$1,659

Spine Grommet

Add **-SG** \$213

#### Power Matrix Options:

4 Simplex Receptacles  
3 Simplex Receptacles/Charging USB-A+C

Add **-FOUR** No Charge  
Add **-THREE-C** No Charge

Replace AAP's with 2 additional simplex receptacles  
Replace AAP's with 1 additional simplex receptacle and 1 charging USB-A+C

USB-A+C Charging

Add **-USB-C** \$116 per unit

USB-A+C charger, replaces one of the simplex outlets

Polished Chrome Door

Add **-PD** \$223 per unit

Only available with metal door option

Field-Wired

Add **-FW** Deduct \$43 per unit

May be required in New York City, Chicago and San Francisco. Check with an electrician for local codes and requirements.

Single Infeed Option Available

See page 19

## EDGE PROFILE



Tavola Edge

# VENEER TOP TABLES

## GENERAL INFORMATION

- Tops are 2-1/2" thick
- Seating capacity based on 27" per person
- Overall table height 29.5"
- Panel and double panel bases are standard with removable panels for wire access
- Metal is Clear Anodized Aluminum
- Due to color variation inherent in the natural acid etching process, Satin Etched Glass is not available on tables longer than 180" or wider than 60"
- Veneer tops are grain matched
- Table tops 120" and shorter ship assembled
- Glass specified base panels are acrylic. Satin Glass specification will be gloss acrylic.
- Wood species and finish of Power Matrix will default to the same as the table top if wood door version is specified
- Wood doors are 1/4" thick, Metal doors are 1/8" thick
- Interior body is clear anodized aluminum
- Each unit includes a 15 amp, 12' power infeed (plug in only)
- If Field-Wired option is specified, each unit includes a 6' flexible metal conduit and requires a hardwire connection
- Standard configuration: Two simplex receptacles, two RJ-45 data connectors and two single blank faceplates
- Additional data/AV faceplate options are on page 19

### REQUIRED INFORMATION (ORDER CANNOT BE ENTERED WITHOUT THIS INFORMATION)


See appendix page vi for surface material options.

- Choose Base Surface Material:
  - V Veneer
  - G Glass
- Choose Spine Surface Material:
  - SPV Veneer
  - SPG Glass
- Choose Veneer Finish
- Choose Power Matrix Metal Door Finish, if -M is specified. Defaults to Clear Anodized (CA) unless the polished chrome door is specified.
- Choose Power Matrix Wood Door Finish, if -W is specified. Defaults to the same as the table top if wood door is specified.
- Choose Glass Finish, if applicable (Satin Glass upcharges apply, see options above)
- Choose Power Matrix location code & quantity from the chart below

TVT-\_\_\_\_-\_\_\_\_-S-VP-\_\_\_\_-\_\_\_\_-\_\_\_\_

TVT-(size)-(base qty)-S-VP-(power matrix surface material)-(base surface material)-(spine surface material)-(options)

LOCATION CODES	POWER MATRIX SMALL	LOCATION	QUANTITY OF UNITS TO ORDER
	PS-2	One at each end	2
	PS-2C	Two near center	2
	PS-4	Two near center and one at each end	4

RETRACTORS	MODEL #	DESCRIPTION	PRICE
	CR-CAT6	CAT6 Retractor	907
	CR-HDMI	HDMI Retractor	907
	CR-DISPLAY	Display Port Retractor	907
	CR-USB	Data USB Retractor	907

CR-HDMI


## GENERAL INFORMATION

- Mounting bracket and attaching hardware included with each retractor
- One Cable Pass Through Set (one top, one bottom) AAP FLDF-14 included. Double style AAP
- See page 9 for availability by table size





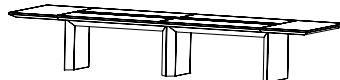
# GLASS TOP TABLES



RECTANGLE TOP



PANEL BASE



PANEL / DOUBLE PANEL COMBINATION

## POWER MATRIX SURFACE MATERIAL KEY

M2	(2) Power Matrix with Metal Doors
M4	(4) Power Matrix with Metal Doors
G2	(2) Power Matrix with Glass Doors
G4	(4) Power Matrix with Glass Doors

## RECTANGLE TABLES

MODEL #	L x W	BASE QTY	SEGMENT QTY	SUB-TOP SIZE	SEATING CAPACITY	PRICE WITHOUT POWER	-M2 (2) POWER MATRIX	-M4 (4) POWER MATRIX	-G2 (2) POWER MATRIX	-G4 (4) POWER MATRIX
TVT-9648-2-S-GP	96 x 48	2	4	96"	8	29,246	31,958	-	31,958	-
TVT-12048-2-S-GP	120 x 48	2	4	(2) 60"	10	32,788	35,493	38,197	35,493	38,197
TVT-14448-2-S-GP	144 x 48	2	4	(2) 72"	12	36,332	39,028	41,733	39,028	41,733
TVT-14448-3-S-GP	144 x 48	3	4	(2) 72"	12	42,458	45,144	47,848	45,144	47,848
TVT-14460-2-S-GP	144 x 60	2	4	(2) 72"	14	41,046	43,744	46,449	43,744	46,449
TVT-14460-3-S-GP	144 x 60	3	4	(2) 72"	14	47,172	49,858	52,563	49,858	52,563
TVT-16848-3-S-GP	168 x 48	3	6	(2) 84"	14	48,510	56,701	59,405	56,701	59,405
TVT-16860-3-S-GP	168 x 60	3	6	(2) 84"	16	54,011	56,701	59,405	56,701	59,405
TVT-19248-3-S-GP	192 x 48	3	6	(2) 96"	16	52,452	55,132	57,836	55,132	57,836
TVT-19260-3-S-GP	192 x 60	3	6	(2) 96"	18	58,739	61,417	64,121	61,417	64,121
TVT-21648-3-S-GP	216 x 48	3	6	(3) 72"	18	56,397	59,061	61,765	59,061	61,765
TVT-21660-3-S-GP	216 x 60	3	6	(3) 72"	20	63,468	66,131	68,835	66,131	68,835
TVT-24048-3-S-GP	240 x 48	3	6	(3) 80"	18	60,339	62,989	65,693	62,989	65,693
TVT-24060-3-S-GP	240 x 60	3	6	(3) 80"	20	68,196	70,847	73,552	70,847	73,552

## OPTIONS

### CODE

### PRICE

### NOTES

#### Satin Glass Options:

96"-120" Tables  
144"-168" Tables

Add **-TVSG** \$1,244  
Add **-TVSG** \$1,659

Spine Grommet

Add **-SG** \$213

#### Power Matrix Options:

4 Simplex Receptacles  
3 Simplex Receptacles/Charging USB-A+C

Add **-FOUR** No Charge  
Add **-THREE-C** No Charge

Replace AAP's with 2 additional simplex receptacles  
Replace AAP's with 1 additional simplex receptacle and 1 charging USB-A+C

USB-A+C Charging

Add **-USB-C** \$116 per unit

USB-A+C charger, replaces one of the simplex outlets

Polished Chrome Door

Add **-PD** \$223 per unit

Only available with metal door option

Field-Wired

Add **-FW** Deduct \$43 per unit

May be required in New York City, Chicago and San Francisco. Check with an electrician for local codes and requirements.

Single Infeed Option Available

See page 19

## EDGE PROFILE



Tavola Edge



# GLASS TOP TABLES

## GENERAL INFORMATION

- Tops are 2-1/2" thick
- Seating capacity based on 27" per person
- Overall table height 29.5"
- Panel and double panel bases are standard with removable panels for wire access
- Glass is 1/4"-thick back-painted low-iron glass
- Metal is Clear Anodized Aluminum
- Due to color variation inherent in the natural acid etching process, Satin Etched Glass is not available on tables longer than 180" or wider than 60"
- Table tops 120" and shorter ship assembled
- Glass specified base panels are acrylic. Satin Glass specification will be gloss acrylic.
- Glass doors are 1/4"-thick, Metal doors are 1/8"-thick
- Glass door is back-painted low-iron glass
- Interior body is clear anodized aluminum
- Each unit includes a 15 amp, 12' power infeed (plug in only)
- If Field-Wired option is specified, each unit includes a 6' flexible metal conduit and requires a hardwire connection
- Standard configuration: Two simplex receptacles, two RJ-45 data connectors and two single blank faceplates
- Additional data/AV faceplate options are on page 19

### REQUIRED INFORMATION (ORDER CANNOT BE ENTERED WITHOUT THIS INFORMATION)


See appendix page vi for surface material options.

- Choose Base Surface Material: -V Veneer  
-G Glass
- Choose Glass Finish (Satin Glass upcharges apply, see options above)
- Choose Veneer Finish, if applicable
- Choose Power Matrix Metal Door Finish, if -M is specified. Defaults to Clear Anodized (CA) unless the Polished Chrome Door is specified.
- Choose Power Matrix location code & quantity from the chart below

TVT-\_\_\_\_-\_\_\_\_-S-VP-\_\_\_\_-\_\_\_\_-\_\_\_\_-

TVT-(size)-(base qty)-S-VP-(power matrix surface material)-(base surface material)-(spine surface material)-(options)

LOCATION CODES	POWER MATRIX SMALL	LOCATION	QUANTITY OF UNITS TO ORDER
	PS-2	One at each end	2
	PS-2C	Two near center	2
	PS-4	Two near center and one at each end	4

RETRACTORS	MODEL #	DESCRIPTION	PRICE
	CR-CAT6	CAT6 Retractor	907
	CR-HDMI	HDMI Retractor	907
	CR-DISPLAY	Display Port Retractor	907
	CR-USB	Data USB Retractor	907

CR-HDMI

## GENERAL INFORMATION

- Mounting bracket and attaching hardware included with each retractor
- One Cable Pass Through Set (one top, one bottom) AAP FLDF-14 included. Double style AAP
- See page 10 for availability by table size



# POWER AND DATA OPTIONS

DATA FACEPLATES	MODEL #	DESCRIPTION	STYLE	W x H	PRICE
	FLDF-1	Blank faceplate, single height	Single	3-1/2 x 5/8	74
	FLDF-2	One VGA 15-pin HD Female to Female Gender Changer, one 3.5mm Stereo Mini Jack to Solder Tabs	Single	3-1/2 x 5/8	259
	FLDF-3	One VGA 15-pin HD Female to Female Gender Changer	Single	3-1/2 x 5/8	203
	FLDF-4	One RJ-11 Female to Punch Down - Phone	Single	3-1/2 x 5/8	203
	FLDF-5	One RJ-45 Female to Female Barrel - Data	Single	3-1/2 x 5/8	166
	FLDF-6	Two RJ-45 Female to Female Barrels, single height	Single	3-1/2 x 5/8	223
	FLDF-7	Two RJ-45 Female to Punch Down for CAT 6 - AMP	Single	3-1/2 x 5/8	315
	FLDF-8	Two RJ-45 Female to Punch Down for CAT 6 - Leviton	Single	3-1/2 x 5/8	315
	FLDF-10	Two RJ-45 Female to Punch Down for CAT 6 - Panduit	Single	3-1/2 x 5/8	315
	FLDF-11	Two USB A Female to Two USB A Female on 10" Pigtails	Single	3-1/2 x 5/8	352
	FLDF-12	Blank faceplate, double height	Double	3-1/2 x 1-3/8	92
	FLDF-13	Two RJ-45 Female to Female Barrels, double height	Double	3-1/2 x 1-3/8	223
	FLDF-14	Cable Pass-Through Set - one top, one bottom	Double	3-1/2 x 1-3/8	389
	FLDF-15	One HDMI Female to Female Barrel	Single	3-1/2 x 5/8	259

## GENERAL INFORMATION

- All connectors and faceplates are Extron® Architectural Adapter Plates (AAP)
- Faceplates are black

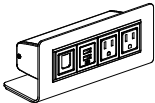
SINGLE INFEED OPTION	MODEL #	DESCRIPTION	PRICE
	SI-H	Single In-Feed Option, Hard-wired	553
	SI-C	Single In-Feed Option, Corded (Plug-in)	668

## GENERAL INFORMATION

- Tables 72"-120" in length include 2 duplex receptacles with the modular power system
- Tables 132"-240" in length include 3 duplex receptacles with the modular power system
- Hardwired and Corded Single Infeed options are 7' long
- Single Infeed option cannot be specified in conjunction with the Field-Wired (-FW) option



# FREESTANDING POWER OPTION

TECH ZONE	MODEL #	DESCRIPTION	SIMPLEX OUTLETS	OPEN DATA PORTS	CHARGING USB-A+C	PRICE
	ZONE-DATA	(2) Simplex receptacles, (2) Open data ports	2	2	-	341
	ZONE-USB-C	(2) Simplex receptacles, (1) Charging USB-A+C, (1) Open data port	2	1	1	408

ZONE-USB-C



ZONE-DATA



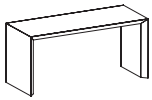
ZONE-USB-C

## GENERAL INFORMATION

- 72" long plug-in infeed cord
- Finish is black
- Includes a Voice/Data Adapter Kit to accept couplers and jacks when required



# STANDING HEIGHT TABLES



STANDING HEIGHT TABLE

## TOP SURFACE MATERIAL KEY

VP Veneer Top  
GP Glass Top

## RECTANGLE STANDING HEIGHT TABLES

MODEL #	L x W x H	BASE QTY	-VP	-GP
TVT-S-6036	60 x 36 x 42	2	16,812	20,175
TVT-S-6636	66 x 36 x 42	2	17,397	20,877
TVT-S-7236	72 x 36 x 42	2	17,982	21,579
TVT-S-7836	78 x 36 x 42	2	18,567	22,281
TVT-S-8436	84 x 36 x 42	2	19,152	22,983
TVT-S-9036	90 x 36 x 42	2	19,737	23,685

## OPTIONS

### CODE

### PRICE

### NOTES

#### Satin Glass Options:

60" or 66"-Long Tables

Add **-TVSG**

\$348

72" or 78"-Long Tables

Add **-TVSG**

\$486

84" or 90"-Long Tables

Add **-TVSG**

\$623

#### Tech Node Options:

PUP2

Add **-PUP2**

\$1,036

PUP2-USB-C

Add **-PUP2-USB-C**

\$1,235

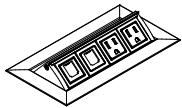
Located underneath table top. One on each side.

Field-Wired

Add **-FW**

No Charge

May be required in New York City, Chicago and San Francisco. Check with an electrician for local codes and requirements.



## GENERAL INFORMATION

- Tops are 3-3/4" thick
- Overall table height 42"
- Standing Height table has a one-piece top
- Panel bases are standard with removable panels for wire access
- Metal is Clear Anodized aluminum
- Tech Node is the only power option on the Tavola Standing Height Table

## TECH NODE INFORMATION

- PUP2 option includes (2) units with two simplex receptacles and two voice/data openings in each
- PUP2-USB-C option includes (2) units with two simplex receptacles, one powered USB-A+C and one voice/data opening in each
- 12" cord and 15 amp plug-in power in-feed
- Voice-data modules must be ordered separately, contact your local AV Integrator
- Default color is Clear Anodized to match table aluminum extrusion
- UL listed

### REQUIRED INFORMATION (ORDER CANNOT BE ENTERED WITHOUT THIS INFORMATION)

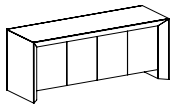
See appendix page vi for surface material options.

- Choose base surface material:
 

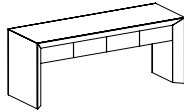
-V	Veneer
-G	Glass
- Choose Veneer Finish, if applicable
- Choose Glass Finish, if applicable (Satin Glass upcharges apply, see options above)



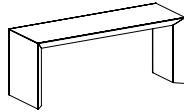
# CONFERENCE HEIGHT CREDENZAS



DOORS CREDENZA



DRAWERS CREDENZA



OPEN CREDENZA

## SURFACE MATERIAL KEY

VV	Veneer
GG	Glass Top, Sides and Fronts

## CONFERENCE HEIGHT CREDENZAS

MODEL #	W x D x H	DESCRIPTION	INTERNAL WIDTH	INTERNAL DEPTH	INTERNAL HEIGHT	-VV	-GG
<b>DOORS</b>							
TVC-D-3629	36 x 24 x 29.5	Two Doors	(1) 27	15	20	11,882	14,258
TVC-D-5429	54 x 24 x 29.5	Three Doors	(1) 29.5 and (1) 14	14.8	19.5	13,990	16,788
TVC-D-7229	72 x 24 x 29.5	Four Doors	(2) 30.75	14.8	19.5	16,095	19,315
TVC-D-9029	90 x 24 x 29.5	Five Doors	(2) 31.5 and (1) 15	14.8	19.5	18,205	21,845
<b>DRAWERS</b>							
TVC-B-3629	36 x 24 x 29.5	Two Drawers				11,040	13,250
TVC-B-5429	54 x 24 x 29.5	Three Drawers				12,725	15,274
TVC-B-7229	72 x 24 x 29.5	Four Drawers				14,413	17,290
TVC-B-9029	90 x 24 x 29.5	Five Drawers				16,095	19,315
<b>OPEN</b>							
TVC-O-3629	36 x 24 x 29.5					10,275	12,326
TVC-O-5429	54 x 24 x 29.5					11,576	13,891
TVC-O-7229	72 x 24 x 29.5					12,880	15,456
TVC-O-9029	90 x 24 x 29.5					14,183	17,018

## OPTIONS

### Satin Glass Options:

36"-54"-Wide Credenzas	Add -TCSG	\$536	
72"-90"-Wide Credenzas	Add -TCSG	\$654	

### Door Lock Options:

36"-Wide Credenza	Add -L	\$254	Not available on glass front credenzas.
54"-72"-Wide Credenzas	Add -L	\$499	Not available on glass front credenzas.
90"-Wide Credenza	Add -L	\$747	Not available on glass front credenzas.

## GENERAL INFORMATION

- Internal Depth is 14.8"
- Conference Height - Internal Height is 19.5"
- Metal is Clear Anodized Aluminum
- Door credenzas include one shelf behind each door

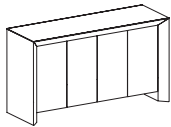
### REQUIRED INFORMATION (ORDER CANNOT BE ENTERED WITHOUT THIS INFORMATION)

See appendix page vi for surface material options.

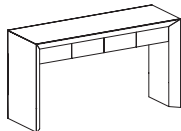
- Choose Veneer Finish, if applicable
- Choose Glass Finish, if applicable (Satin Glass upcharges apply, see options above)



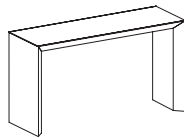
# BUFFET HEIGHT CREDENZAS



DOORS CREDENZA



DRAWERS CREDENZA



OPEN CREDENZA

## SURFACE MATERIAL KEY

VV Veneer  
GG Glass Top, Sides and Fronts

## BUFFET HEIGHT CREDENZAS

MODEL #	W x D x H	DESCRIPTION	INTERNAL WIDTH	INTERNAL DEPTH	INTERNAL HEIGHT	-VV	-GG
<b>DOORS</b>							
TVC-D-3636	36 x 24 x 36.5	Two Doors	(1) 27	15	27	13,664	16,396
TVC-D-5436	54 x 24 x 36.5	Three Doors	(1) 29.5 and (1) 14	14.8	26.5	16,088	19,305
TVC-D-7236	72 x 24 x 36.5	Four Doors	(2) 30.75	14.8	26.5	18,511	22,212
TVC-D-9036	90 x 24 x 36.5	Five Doors	(2) 31.5 and (1) 15	14.8	26.5	20,932	25,121
<b>DRAWERS</b>							
TVC-B-3636	36 x 24 x 36.5	Two Drawers				12,696	15,234
TVC-B-5436	54 x 24 x 36.5	Three Drawers				14,633	17,560
TVC-B-7236	72 x 24 x 36.5	Four Drawers				16,574	19,885
TVC-B-9036	90 x 24 x 36.5	Five Drawers				18,511	22,212
<b>OPEN</b>							
TVC-O-3636	36 x 24 x 36.5					11,814	14,174
TVC-O-5436	54 x 24 x 36.5					13,312	15,973
TVC-O-7236	72 x 24 x 36.5					14,810	17,775
TVC-O-9036	90 x 24 x 36.5					16,308	19,567

OPTIONS	CODE	PRICE	NOTES
<b>Satin Glass Options:</b>			
36"-54"-Wide Credenzas	Add -TCSG	\$536	
72"-90"-Wide Credenzas	Add -TCSG	\$654	
<b>Door Lock Options:</b>			
36"-Wide Credenza	Add -L	\$254	Not available on glass front credenzas.
54"-72"-Wide Credenzas	Add -L	\$499	Not available on glass front credenzas.
90"-Wide Credenza	Add -L	\$747	Not available on glass front credenzas.
<b>Drawers Behind Doors Options:</b>			
36"-72"-Wide Credenzas	Add -D	\$539	Available on Buffet Height Credenzas only.
90"-Wide Credenza	Add -D	\$1,075	Available on Buffet Height Credenzas only.

## GENERAL INFORMATION

- Internal Depth is 14.8"
- Buffet Height - Internal Height is 26.5"
- Metal is Clear Anodized Aluminum
- Drawers have undermount slides
- Door credenzas include one shelf behind each door

### REQUIRED INFORMATION (ORDER CANNOT BE ENTERED WITHOUT THIS INFORMATION)

See appendix page vi for surface material options.

- Choose Veneer Finish, if applicable
- Choose Glass Finish, if applicable (Satin Glass upcharges apply, see options above)



# Appendix

---





# GENERAL INFORMATION

This price book supercedes all previous versions.

**Before placing your order, confirm you have all required information necessary. Lead times for orders begin after all required information is included and correct.**

## Delivery Information

We know lead times are important and sticking to them even more so. We work to maintain a 6-8 week lead time on all standard products in this book from receipt of a clean order. All orders are acknowledged with an approximate shipping date and will be invoiced with the price in effect at the date the purchase order is received.

Shipping charges are prepaid (within the continental U.S.). Therefore, pricing is a delivered price based on normal ground transportation. If you have special instructions, need to ship by air, or are shipping to Alaska or Hawaii, contact NuCraft Customer Service. NuCraft can also help arrange to have products blanket wrapped for an additional charge. Contact the NuCraft Customer Service team or specify it on your purchase order.

**Minimum Freight Charge: Any order below \$2,800 net will be assessed a \$450 net minimum freight charge (one per order).**

Orders are subject to acquiring the materials required for manufacturing. Fulfillment can be affected by strikes, fires, embargoes and acts of government. These elements are beyond our control.

NuCraft offers a variety of services to accommodate a wide range of delivery requirements. Availability of these services is dependent on a number of factors and may not be offered with all shipments. Examples of delivery services that have additional fees include:

- Specific date within our standard 3-5 day delivery window (for orders under \$50,000 net)
- Specific time of day, morning or afternoon (for orders under \$50,000 net)
- Delivery to a warehouse before delivery to its final destination (unless product is picked up at the warehouse)

Contact the NuCraft Customer Service team for availability and pricing on these services.

## Freight Terms

Shipping charges for NuCraft products are prepaid for standard delivery in the continental United States. Standard delivery is defined as follows: Product is delivered on a 53' trailer being pulled by a long-haul tractor (total length of 85'). Facility will receive delivery Monday through Friday between the hours of 8:00 AM and 4:00 PM. Facility has docks with levelers and a fork truck for unloading. Product will be loaded on load bars two levels high. Receiving facility is responsible to have personnel on hand to unload the truck upon arrival, drivers do not unload. Delivery sites or times that do not meet this criteria will be accommodated, but will typically incur a charge to cover additional shipping costs. Please notify NuCraft in advance of the shipment if this is the case and the additional charge (if any) will be determined by NuCraft.

Product ships FOB dock. The customer obtains title to their product and materials, and assumes the risk of loss for them, upon shipment from NuCraft's facilities.

## Storage

NuCraft has no storage facilities for finished product. If a customer cannot accept an order when it is ready for shipment, the customer must designate an alternative shipping address. If no address is provided, NuCraft may, at its discretion, transfer the product to storage. If product is transferred to an off-site storage facility, the customer may be charged for transportation to the facility and for any associated storage fees. NuCraft considers transfer of the product to a storage facility the equivalent of shipment, including invoicing and payment. Customers assume the risk of damage or loss during storage.

## Transportation Times and Delays

Third party carriers that NuCraft contracts with will make reasonable efforts to accommodate requested delivery times and dates. Scheduled delivery appointments may, however, be delayed for a variety of reasons, including inclement weather, traffic, transportation equipment problems, and delays encountered at other delivery locations along the delivery route. NuCraft does not recommend scheduling activities that depend on the delivery appointment (for example, scheduling furniture installers to install furniture the day of the delivery appointment). NuCraft shall not be liable for any costs incurred as a result of a missed delivery appointment.

## Shipment Damage Claims

Legal title to merchandise passes to the buyer upon acceptance by the carrier. **Inspect all cartons upon delivery.** Details of visible damage should be noted on the delivery receipt. Do not install product if damage is found upon inspection. The carrier should be notified by the buyer to inspect the merchandise, and file a claim immediately. If visible damage is not apparent, sign the delivery receipt "No visible damage." This will allow recourse for a concealed damage claim. Although most claims for transportation damages must be filed against the carrier within nine months of the date of delivery, concealed damage claims must be filed within 15 days of receipt.

Do not destroy packing materials until shipment has been inspected. Then proceed to file a claim with the carrier.

**Failure to make any claims against NuCraft within 10 days shall constitute acceptance of the merchandise and a waiver of any defects, errors or shortages discovered upon inspection.**

## Cancellations

Cancellations must be reviewed by our Customer Service team. Because we build your products to order, orders cannot be cancelled once processing has begun. Processing includes but is not limited to development of shop drawings and other engineering drawings. If cancellation is approved, a processing fee of 20-100% will be assessed based on the status of the order.

## Change Order Policy

NuCraft will make every attempt to honor any reasonable change request to product provided that the request is received prior to start of production. Change orders will be accepted only if the request is made in writing and received in time to make the change. NuCraft reserves the right to increase our acknowledged price and ship date if necessary to make the requested changes. Please submit any change order request to our Customer Service team. NuCraft will assess charges to the customer as stipulated in the following:

- Standard Orders: Change orders received prior to production will be charged \$400 net to cover administrative costs.
- Special Orders: Change orders received prior to production will be charged \$400 net to cover administrative costs. There may be additional costs associated with engineering labor required for the change order.
- Change orders received after production must be evaluated by NuCraft. If approved, the charge will be \$400 net plus any restocking charges accumulated. There may be additional costs associated with engineering and/or manufacturing labor, as well as material costs, required for the change order.



# GENERAL INFORMATION

## Repair Authorization

Prior written approval is required for repairs of merchandise charged to Nucraft. Failure to do so will result in customer funded repairs.

## Payment Terms

Deposits are required at the time of order due to the custom nature of our products. See information regarding Cancellations above.

Credit terms are available to qualified customers. Please contact AR@Nucraft.com to start the application process. Note that the credit application process requires a valid sales tax exemption or resale tax certificate, Form W-9, and three current trade references.

Credit Card Payments are accepted via web portal. Please contact AR@Nucraft.com for payment instructions. Note that a 2% convenience fee will be added for using this payment method and no early pay discounts are allowed on credit card payments.

## Warranty

Nucraft Furniture is warranted to be free from defects in materials and workmanship for a period of ten years of single shift use. Limitations include:

- Mechanical Devices such as latches, casters, and other moving components are warranted for five years of the date of original delivery.
- Height adjustable components are warranted for two years of the date of original delivery.
- The following are warranted for one year of the date of original delivery:
  - Textiles
  - Electrical Components
  - Refrigeration Units
  - Custom Products not described in Nucraft's Catalogue

This warranty is applicable only if furniture is properly installed and maintained in an office environment. This warranty extends only to products manufactured and sold in North America and only to original purchasers acquiring new Nucraft product through authorized dealers or approved sellers.

During this warranty period, Nucraft's sole obligation is to repair or replace, at Nucraft's discretion, products which prove to be defective during the warranty period.

This warranty does not cover:

- Damage caused by a carrier.
- Damage from user modification, misuse, abuse, accident, or negligence.
- Customer's Own Material (COM) specified by the customer that is not a standard product offering.
- Color, grain, or texture of wood and other covering material.

**Nucraft extends no other warranties, expressed or implied, including warranty of merchantability or fitness for a particular purpose. Nucraft shall not be liable for loss of time, inconvenience, commercial loss, incidental or consequential damages.**

## Environmental Statement

Nucraft is committed to supporting responsible environmental policies and practices in all that we do. We strive for sustainability, weighing our business decisions against the costs to the ecological, social and economic systems they affect.

Our products are manufactured to meet the credit requirements of the U.S. Green Building Council's LEED rating systems in one or more of the following categories:

- Recycled Content
- Certified Wood
- Low-Emitting Materials

## Computer Aided Planning

Nucraft products and pricing are available on CD via 2020 Cap, an AutoCAD®-based space planning tool.

2020 Cap is an integrated software system developed specifically for interior designers and facility planners to enhance workplace performance. This modern suite of applications works together seamlessly, in concert. Navigate catalogs, select products, design in plan view and 3D, assign options, create worksheets and build a project where you want, when you want. Take your pick. It's dynamic and interactive. Design projects are a work in progress. And now you can perform any of the many discrete tasks that go into a project any time, any place.

For additional information, you may contact 2020 Cap direct at 800-227-0038.

## iSpec®

Nucraft offers a free online product configuration and specification service that saves you time and allows you to be creative while leaving the nuts and bolts to someone else. No specific software is required, nor is there any learning curve. This service applies to all Nucraft products. For additional information, call 1-877-NUCRAFT and ask for the iSpec Team or log on to [www.nucraft.com/ispec](http://www.nucraft.com/ispec).



# FINISH INFORMATION

## Surface Materials Palette

We crafted our materials palette using the same demanding standards that distinguish our furniture. Thoughtful design and attention to every detail elevate your possibilities.

Anchored by NuCraft veneers, unrivaled for clarity, quality, and depth of finish, our collection of surface materials comprises a sophisticated set of balanced elements that supports your design vision.

Some elements have their roots in NuCraft's rich heritage. Others are new materials and reflect current trends and taste. Together, they ensure that you're ready for today and positioned well for the future. Beautifully.

## Custom Finishes

NuCraft specializes in expert custom finish matching. For a nominal upcharge we can provide custom finishes, and we are frequently asked to match the finishes of other furniture manufacturers. For finishes that appear unusual to match or for customers directly requesting a sample, a finish sample will be sent for approval prior to entering the order.

Custom finishes requiring colored varnishes to create a painted look can only be applied to Maple veneer and require one extra week in addition to the standard lead time. NuCraft's standard black finish (G82) can be applied to all NuCraft standard veneers. Walnut is the standard black veneer. Other species must be specified when ordering.

Clear coat on a special veneer requires an approved sample.

Custom finishes carry a 10% upcharge per item, per finish, capped at \$1,975 List.

Custom finish upcharges are not applied to any item that is not wood. Example: casters, ganging connectors, power options..

## Treatments

**Note: Default veneer sheen will vary per finish and product. Default finish is bolded on pages vi-vii. If no direction is provided on incoming orders, default sheen will be selected. In addition, default veneer cut is noted in the price list. If no direction is provided on incoming orders, default cut will be selected.**

**Gloss:** Gloss is a durable finish that tends to nicely mask normal wear and leaves wood grain visible to the eye. It achieves a medium gloss open pore appearance (40 – 50 sheen range). Finish numbers preceded by the letter "G" indicate a Gloss finish.

**Matte:** Like Gloss, Matte is durable, tends to nicely mask normal wear and leaves wood grain visible to the eye. It achieves a low luster, open pore appearance (10 – 20 sheen range). Finish numbers preceded by the letter "M" indicate a Matte finish.

Since each veneer type responds differently to both types of treatment, all will have a distinctive look and feel when finished. For example, a Walnut veneer with a Gloss treatment will remain much more textured than a Cherry veneer with the same treatment.

## About the Wood

All NuCraft veneers are carefully selected for uniformity of color and grain. Still, wood is a natural substance and minor variations may occur due to its own uniqueness. Because of this, the furniture you receive may not be an exact match to our samples.

NuCraft takes great pride in our finish color consistency. However, wood is a natural product that will have color variation within a single piece of furniture, as well as from one piece to the next. Other factors also affect color over time, such as exposure to light (both intensity and duration). For example, lighter finishes cause more variation in colors over time.

In cases where a returning customer wants a precise match with existing furniture, we recommend sending a sample of the existing furniture finish. Please contact NuCraft Customer Service to determine an appropriate sample. This will ensure a finish match between old and new orders. This type of order is considered a control sample. There will be a 10% upcharge on an order of this type. Due to natural aging of veneers, natural finishes may vary.

## Care and Maintenance of Wood Finishes

Our finish material is a crystal clear, urethane acrylic blend. This type of finish may be repaired in the field by a qualified refinisher.

NuCraft recommends using a damp cloth to clean your fine wood furniture. Always wipe with the grain of the wood. Should your wood furniture require a more thorough cleaning, we recommend using a mild cleaner such as Joy dish soap or Murphy's oil soap, thoroughly diluted in water (one part soap to thirty parts water). Water will not damage NuCraft's finish, but it may leave surface spots when it dries. To avoid this, dry the surface with a soft cloth after it is cleaned. Marks that cannot be removed with the cleaning methods above may be able to be removed using naphtha, a mild degreasing solvent.

Caution: while the use of polishes that contain wax, petroleum solvents or silicones may immediately enhance the "shine" of a product, it may also eventually remove the fine original finish applied in our factory. Silicone on the surface of wood may also make it very difficult to respray or refinish.

All NuCraft furniture is inspected and polished before it leaves our factory. In some instances, the packing materials may imprint on the factory polish. Cleaning and polishing the furniture once it is unpacked will normally restore the furniture to its original beauty.

In some cases, the rubber support feet used on the bottom of common office equipment (teleconferencing phones, laptops, microphones, copiers, etc.) can create unsightly marks in the surface of wood tops, due to oxidation of the lacquer finish. We suggest these machines be placed on a protective type of padding, such as felt.

Wood will fade as a result of exposure to UV light. This is particularly prevalent with light finishes. If color changes due to fading are a concern for your application, the impact can be minimized by selecting medium to dark stains for your wood surfaces. Our top coat includes a UV inhibitor which makes the finishes less prone to fading.



# FINISH INFORMATION

## Laminates

Selected Formica® and Nevamar® laminates are available on Training Tables, Conference Tables, Conference Room Furniture and select Occasional Tables. For standard laminate and wood pricing, refer to individual item pricing columns.

## Non-Standard Laminates and Linoleums

To order a color other than those on our list (see pages vi-vii), refer to Nevamar or Formica standard grade, matte texture laminate offerings and Forbo Furniture Linoleums (excluding manufacturers' non-standard matte offering).

- For approved non-standard laminates with a hardwood edge, the upcharge is 10% of the base price per laminate color with a minimum of \$500 and capped at \$1975.
- For approved non-standard laminate with a standard ABS edge, the upcharge is \$175 per laminate color.
- For approved non-standard laminates with a non standard ABS edge, please contact customer service.

To ensure your non standard laminate is on our approved list, please contact customer service. Add one week to the lead-time for all non-standard laminate and linoleum orders. Call the Nucraft Customer Service team for quotes on premium grades and laminates. Mirror and metal laminates are not available.

## Care and Maintenance of Laminate and Novawrap

Laminate and Novawrap surfaces may be cleaned with a damp cloth and ordinary soap or non-abrasive household liquid detergent. Dry the surface with a clean cloth or soft paper towel to prevent streaks from appearing.

## Care and Maintenance of Metal

Metal surfaces can be wiped with a damp cloth and rubbed dry. A mild non-abrasive household liquid detergent can be used if necessary. Regular maintenance of metal components, including tightening of fasteners and light lubrication of moving parts, will extend the life of your furniture.

## Satin Etched Glass

Glass color may vary slightly on multi-piece conference table tops over 180" x 60" when satin etched glass is specified due to the iron content and etching process of the glass.

## Care and Maintenance of Glass

Clear or frosted glass may be cleaned with commercial glass cleaner. Be sure to use a lint-free cloth if cleaning the frosted side of the glass.

## Stone and Solid Surface Material

Despite its reputation for durability, natural stone can easily be broken during handling and/or installation if proper techniques are not followed. In addition, Nucraft is not responsible for the installation of natural stone or solid surface materials on its products. Therefore, installers specifically trained in the installation of these materials must be utilized to ensure a quality installation. Nucraft shall not be liable for any damages incurred during the handling and/or installation of natural stone or solid surface materials on its products.

## Care and Maintenance of Granite

Granite surfaces may be cleaned with a damp cloth and ordinary soap or non-abrasive household liquid detergent. Dry the surface with a clean cloth or soft paper towel to prevent streaks from appearing.

## Care and Maintenance of Leather

Genuine leather requires very little care. Nucraft recommends that leather be dusted regularly. If a more thorough cleaning is needed, use lukewarm water and a mild, non-abrasive soap. Generate some lather and lightly rub the surface with cheesecloth. Rinse off any soap film with clean water and towel dry. The leather may dry dull. To restore the leather to a normal gloss, rub it with a clean towel. Never use furniture polish, oil, varnish or ammonia. Saddle soap may be used to prevent the leather from becoming brittle or cracked and to maintain the original supple finish.

## Touch Up Finish Kits

Model #	Description	Price
KIT-M	Metal Kit	80
KIT-P	Paint Kit	80
KIT-S	Stain Kit	80

## REQUIRED INFORMATION:

### (ORDER CANNOT BE ENTERED WITHOUT THIS INFORMATION)

- Kit model number
- Quantity of kits
- Specify finish (See pages vi-vii)

## General Information:

- Touch-up kits must be ordered on a purchase order separate from Nucraft product due to Hazmat shipping



# TAVOLA™ SURFACE MATERIALS

## WOOD FINISHES

### STANDARD

Default veneer sheen will vary per finish and were determined by a team of experts who reviewed the colorways to determine if gloss or matte best highlighted the natural characteristics of the species of wood and the color of the stain. Default finish is bolded. If no direction is provided, default sheen will be selected.

	Matte	Gloss
<b>Ash</b>		
Blanco	<b>M44</b>	G44
Char	<b>M50</b>	G50
<b>Rift Cut Oak</b>		
Carbon	M03	<b>G03</b>
<b>Flat Cut Oak</b>		
Dune	<b>M05</b>	G05
Portobello	<b>M7413</b>	G7413
<b>Flaky Oak</b>		
Sahara	<b>M61</b>	G61
<b>Cherry</b>		
Cognac	M21	<b>G21</b>
Auburn	M93	<b>G93</b>
<b>Walnut</b>		
Marron	<b>M35</b>	G35
Mocha	<b>M33</b>	G33
Zinc	M30	<b>G30</b>
Onyx	M82	<b>G82</b>
Otter	M31	<b>G31</b>
<b>Maple</b>		
Natural Maple	M60	<b>G60</b>
<b>Linea</b>		
Oak Linea	<b>M08</b>	G08
Walnut Linea	<b>M27</b>	G27
Euro Birch Linea	<b>M09</b>	G09
Silver Birch Linea	M10	<b>G10</b>
<b>Paldao</b>		
Thicket	<b>M75</b>	G75
Paldao	<b>M76</b>	G76
Canyon	M77	<b>G77</b>

## GLASS (SATIN OR GLOSS)

	Satin	Gloss
Black	BS	-
Clove	VS	VG
Meringue	MS	MG
Quill	QS	QG
White	WS	WG

Note: Due to color variation inherent in the natural acid etching process, Satin Etched Glass is not available on tables longer than 180" or wider than 60"