

# TESANO™

## GSA Planning Guide + Price List

---

### QUICK LINKS

[PLANNING GUIDE](#)

[TESANO PRICING](#)

[POWER AND DATA OPTIONS](#)

[GENERAL INFORMATION](#)

[FINISH INFORMATION](#)

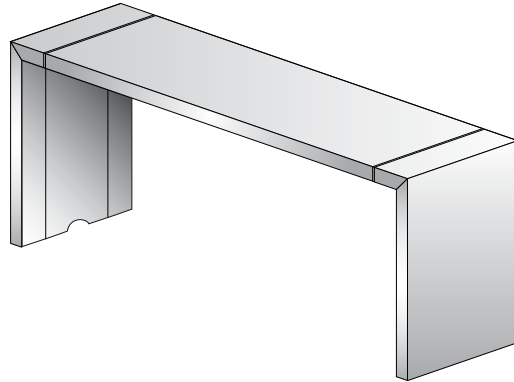
[SURFACE MATERIALS](#)



# TABLE OF CONTENTS

Click the shortcuts below to jump to each section.

General Information	ii-iii
Finish Information	iv-v
Surface Materials	vi-vii
Statement of Line	3
Planning Guide	4-15
Conference Tables	16-19
Benches	20
Power and Data Options	21-25



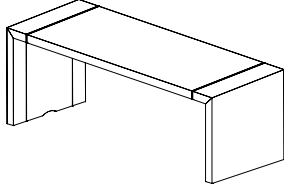


# STATEMENT OF LINE

## SEATED HEIGHT CONFERENCE TABLES

---

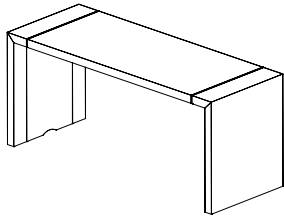
Pages 16 and 18



## STANDING HEIGHT CONFERENCE TABLES

---

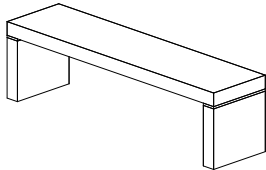
Pages 17 and 19



## BENCHES

---

Page 20



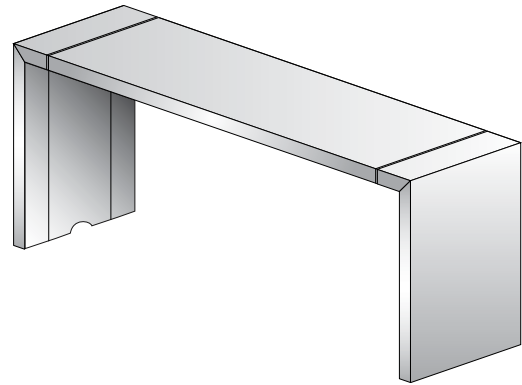


## CONFERENCE TABLE

Tesano is a high performance table that addresses the need for conference and standing height tables in collaborative settings. Such settings could include lobbies, conference rooms, or any open spaces in an office setting. Designed by Joey Ruitter, Tesano is a combination of beautiful simplicity and elegantly executed functionality. With a variety of technology accommodation features and surface material options and finishes, Tesano can address a wide range of application needs.

### CONFERENCE TABLE

The Tesano Conference Table is available in both seated and standing heights, with a panel base at both ends of the table. It is available in four depths and in lengths from 48" to 132" (in 12" increments).

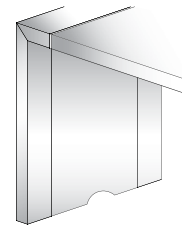


Height: 30", 42"  
 Depths: 24", 30", 36", 42"  
 Widths: 48", 60", 72", 84", 96", 108", 120", 132"

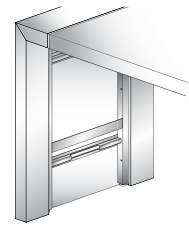
### PANEL BASE

This Panel Base is standard on both ends of Conference tables. It is the same width as the table top and features a removable panel on the inside surface of the base to access the hollow core of the base for cable management. A scallop at the bottom of the base panel provides access and egress for cables.

With Panel



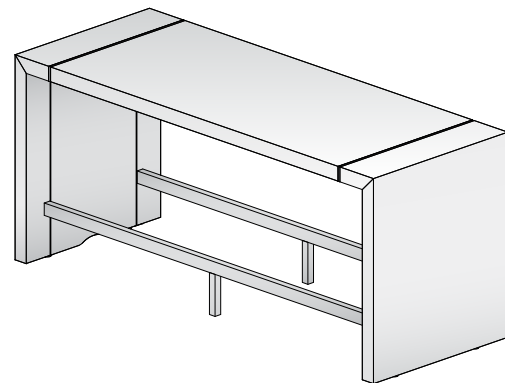
Panel Removed



### FOOT RAIL

The optional Foot Rail is available on standing height conference tables only. Tables more than 96" in length will include a center support. Available in powder coat and polished chrome finish options. Foot Rail is located 5" in from the edge of the base and measures 2.5" high x 1.5" deep.

Conference Table with Optional Foot Rail





## DESIGN DETAILS

Tesano features a variety of design details that make this hard working table as much a design statement as a highly functional addition to any environment.

### 3"-THICK DESIGN

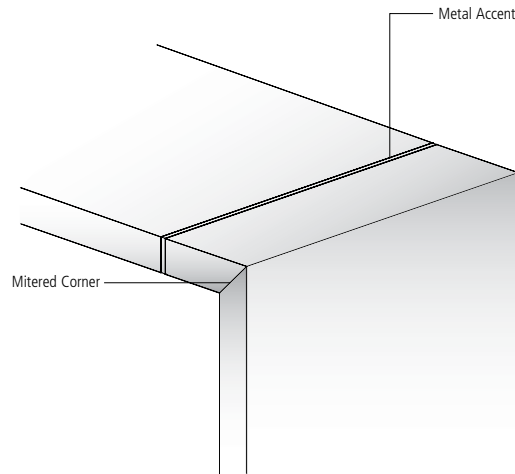
This overall thickness strikes an appropriate balance between mass and lightness, giving Tesano tables a sense of both structural integrity and clean lines. An internal steel frame provides structural support, allowing for 132"-long Tesano tables with just two bases.

### MITERED CORNERS

This design element gives Tesano tables a more refined aesthetic and invokes a sense of solid wood.

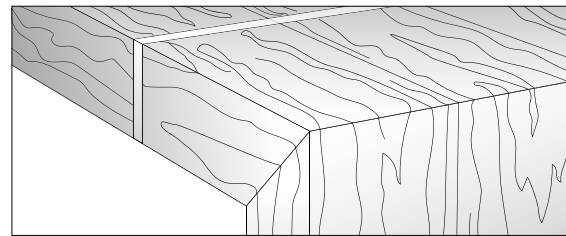
### METAL ACCENTS

Each Tesano conference table includes two ½"-thick metal accents inset 9" from each end of the table and flush to adjacent surfaces. These accents are available in clear or black anodized aluminum, and provide an elegant touch of metal at the joints between the end panels and the center top section.



### WRAPPED VENEER DESIGN

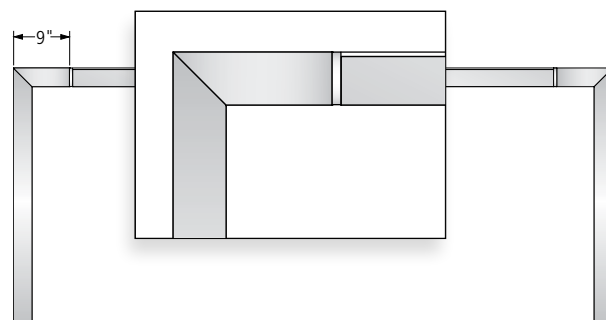
When specified with standard veneers, Tesano features a unique reverse flip veneer lay-up design that results in a superior aesthetic. Each individual veneer leaf is flipped and reversed, resulting in a continuous flow of veneer that is both unidirectional and balanced, has no visible seams, and gives the table a natural appearance, reminiscent of a solid slab of wood. An optional Plank Veneer layup offers dramatic variations in veneer leaf color, length and natural characteristics, resulting in the appearance of randomly matched veneers.



### GLASS TOP OPTION

The glass top option is 1/4"-thick, tempered, back-painted glass in either standard gloss or satin etched top finishes. It is only in the center section of the table, between the two metal trim pieces, and is flush with the top of the metal trim and the adjacent 9" end sections.

### 1/4" glass inlay





# TABLE TOP POWER OPTION: TECH NODE

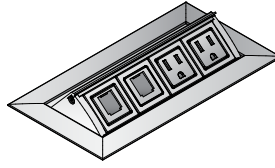
Tech Node offers convenient access to power and voice/data connections. Tech Node features include a push/push open design that conceals internal components.

Tech Node components:

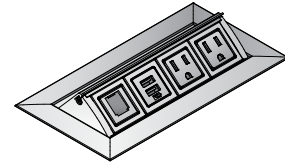
- Clear or Black Anodized Aluminum
- Fluid one touch accessibility
- Two (2) Simplexes
- Up to two voice/data ports
- 12' 15-Amp cord
- Voice/Data Adapter Kit p/n BE01421 to accept couplers & jacks
- UL Listed
- Overall dimensions - 4-7/16" x 8-5/16"
- Optional powered USB-A+C

All electrical components are UL listed.

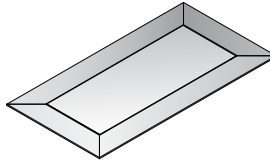
Tech Node - Cover Open



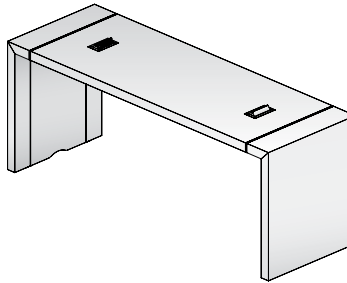
Tech Node - Cover Open with Optional USB-A+C



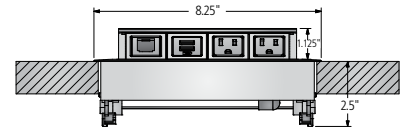
Tech Node - Cover Closed



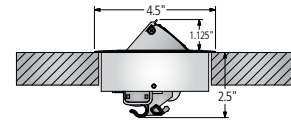
Tech Node Placement



Tech Node - Open Front View



Tech Node - Open Side View



## VOICE/DATA PLANNING

Two (2) simplex voice/data cutouts accept customer supplied, field-installed snap-in connectors.

Nucraft recommends consulting an audio/visual (AV) integrator for assistance with voice/data planning.

## Voice/Data Product Manufacturers

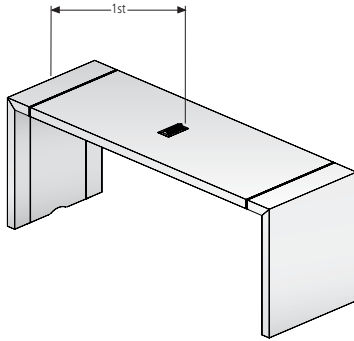
Manufacturer	Phone Number	Web Site
AMP	1-800-522-6752	<a href="http://www.tycoelectronics.com">www.tycoelectronics.com</a>
Avaya	1-866-462-8292	<a href="http://www.avaya.com">www.avaya.com</a>
Leviton	1-800-722-2082	<a href="http://www.leviton.com">www.leviton.com</a>
Panduit	1-800-777-3300	<a href="http://www.panduit.com">www.panduit.com</a>
Siemon	1-860-945-4200	<a href="http://www.siemon.com">www.siemon.com</a>



# TABLE TOP POWER OPTION: TECH NODE

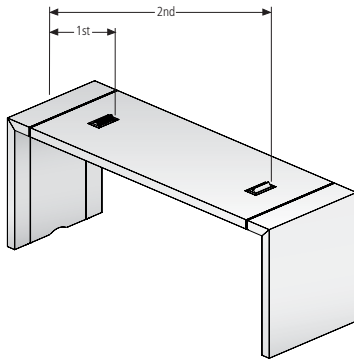
## TECH NODE LOCATION OPTIONS

\*Not available on 24"-wide tables



TN-1

TN-1 or SP-1	
Length	Center of Tech Node
48	24
60	30
72	36
84	42
96	48
108	54
120	60
132	66



TN-2

TN-2 or SP-2		
Length	Center of 1st Tech Node	Center of 2nd Tech Node
84	21	63
96	24	72
108	27	81
120	30	90
132	33	99




# TABLE TOP POWER OPTION: POWER SPEC AND USB SPEC

This compact unit allows for the addition of power or data to a work surface in a discreet way. Available in round or square shapes, and multiple finish options.

## Power Spec

- Spill-proof power simplex
- Compact design
- 1-3/4" cutout for installation
- UL Listed

Power Spec



## USB Spec

- Used to charge devices or transfer data
- Compact design
- Offered with USB-A+C
- 1-3/4" cutout
- UL Listed

USB Spec






# UNDER SURFACE POWER OPTION: POWER RAIL

This low-profile option addresses the need for power & data connectivity just below the table top. This is an ideal choice for those who desire a visually uninterrupted table top. Power Rails are available in three configurations:

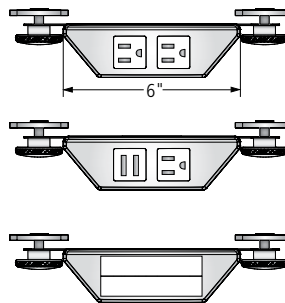
- Two simplex receptacles
- One simplex receptacle and one USB-A+C charger
- Blank faceplate designed for use with two single space Modular AV Inserts/Plates

Mounted to the underside of the table top near the edge of the long sides of the table, these units can be placed anywhere along the length of the table. The flexible mounting design allows units to be installed closer to the edge of the table top or recessed further back. Additional units can be added as necessary, or can be removed altogether when no longer needed.

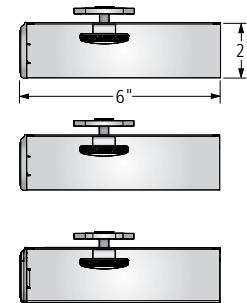
**Power Rail**



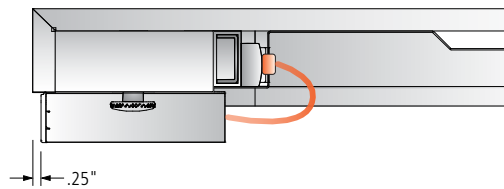
**Front Elevation**



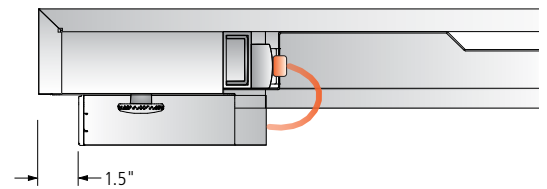
**Side Elevation**



**Mounted Near Edge**  
(Side Elevation)



**Mounted Recessed**  
(Side Elevation)



**Maximum Number of Power Rails per Table Size**

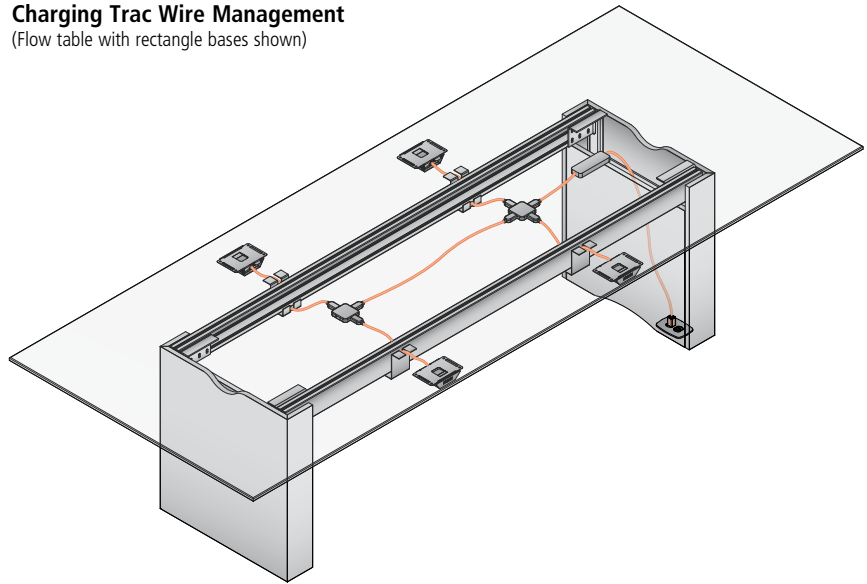
Table Length	48"	60"	72"	84"	96"	108"	120"	132"
Total maximum combined number of power and data rails that can fit onto the table	6	8	12	14	16	18	20	20
Total maximum number of power rails that can go on the table	4	4	8	8	8	8	8	8




# UNDER SURFACE POWER OPTION: CHARGING TRAC

Charging Trac is a low voltage, under surface power system with 2 USB ports per unit. It's modular configuration provides a customizable solution. Offered in a 2 or 4 unit kit of parts with a plug-in infeed. USB-A compatible.

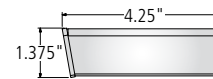
## Charging Trac Wire Management (Flow table with rectangle bases shown)



Front Elevation



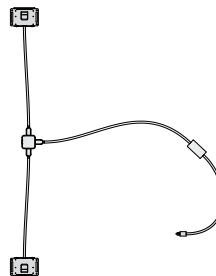
Side Elevation



### Two-Unit Configuration includes:

- 2 Brackets, each bracket offers 2 USB-A ports
- 1 Puck
- 1 Plug-in infeed

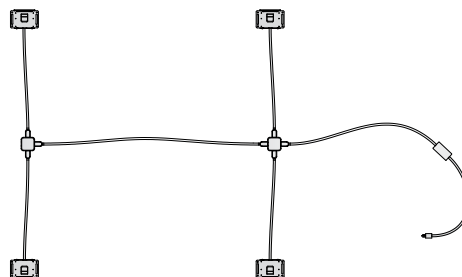
### Two-Unit Configuration



### Four-Unit Configuration includes:

- 4 Brackets, each bracket offers 2 USB-A ports
- 2 Pucks
- Jumpers
- 1 Plug-in infeed

### Four-Unit Configuration





# FREESTANDING POWER OPTION: TECH ZONE

## TECH ZONE

Simple, easy to use and portable, this freestanding table top power option allows you to easily charge all of your devices.

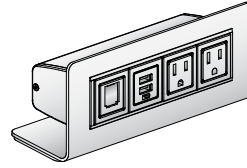
Available in two configurations with a variety of power and data connectivity options. Includes a 72"-long plug-in infeed cord.

### ZONE-USB-C

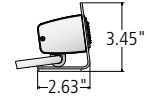
Includes two simplex receptacles, one data port and one charging USB-A+C charging port

### ZONE-DATA

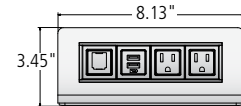
Includes two simplex receptacles and two open data ports



Tech Zone - Side View



ZONE-USB-C



ZONE-DATA

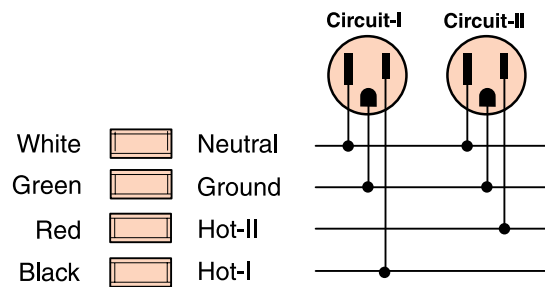


## MODULAR ELECTRICAL SYSTEM

With either of the two power & data connectivity options on Tesano, a modular electrical system is available with the table with a direct plug-in connection or a hardwired connection. If the direct plug-in connection option is selected, all outlets will be on a single circuit. If the hardwired connection option is selected, the modular electrical system will have two circuits. The modular power system includes two duplex receptacles for tables 60" and shorter, and four duplex receptacles for tables longer than 60". The duplex receptacles are concealed beneath the table top and are designed to be used in conjunction with the Power Rail and Tech Node units.

- 4-wire, 20-amp modular electrical system
- One-circuit system with plug-in infeed two-circuit system when specified with the hardwired infeed connector
- All tables are pre-wired
- When specified with the hardwired infeed, a licensed electrician is required to complete hardwire connections to building's power source. The hardwire power connector is 84" long. The infeed will travel from the last duplex down the leg where there will be approximately 9" of cord that will extend beyond the base. It is important that the floor core is near or under the base.
- Neutral (white) wires are 10 gauge, hot and ground wires are 12 gauge
- All electrical components satisfy National Electrical Code (NEC) requirements and are UL listed
- When ordering Power Rails that require power (simplex receptacles), the maximum quantity per table will be based on the number of power receptacles included with the modular power system, as follows:
  - Tables 60" and shorter - four power receptacles
  - Tables over 60" long - eight power receptacles

Electrical Diagram — Hardwired Power Connection Only

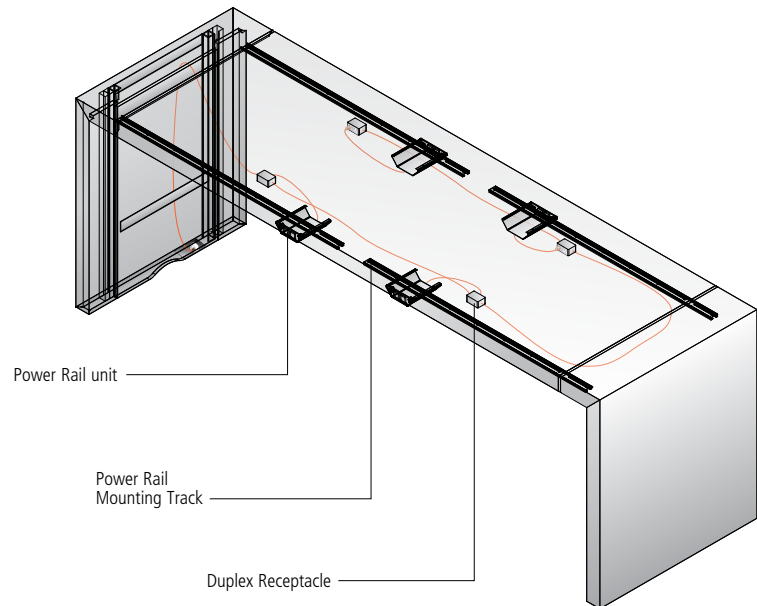
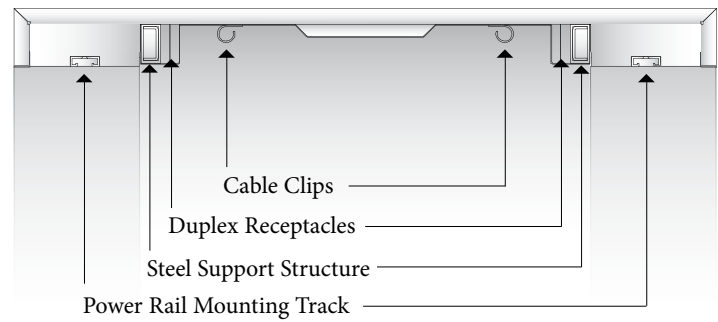




## WIRE MANAGEMENT

Tesano tables specified with power options also require a modular electrical system, available with either a hardwired or direct plug-in connection option (if no selection is made, the table will ship with the direct plug-in option as standard). This power system is housed behind a metal shroud allowing access to duplex receptacles while concealing power jumpers. Cable management clips allow cables to be neatly stored and concealed beneath the table top.

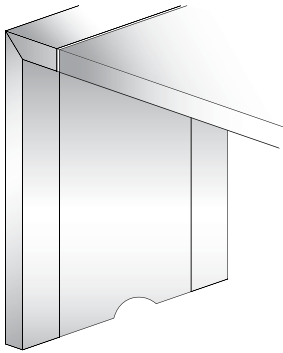
**Wire Management Cross Section**



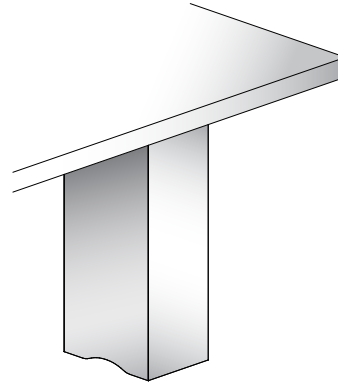


# BASE DIMENSIONS AND WIRE MANAGEMENT OPENINGS

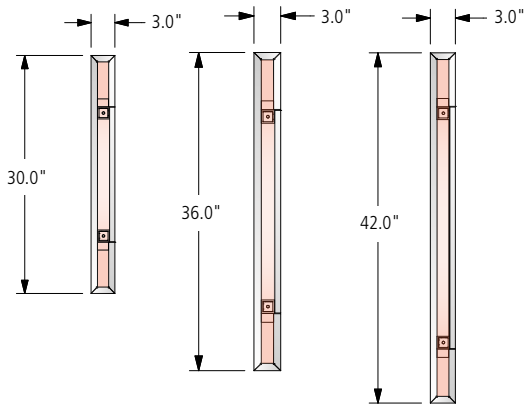
## PANEL BASE



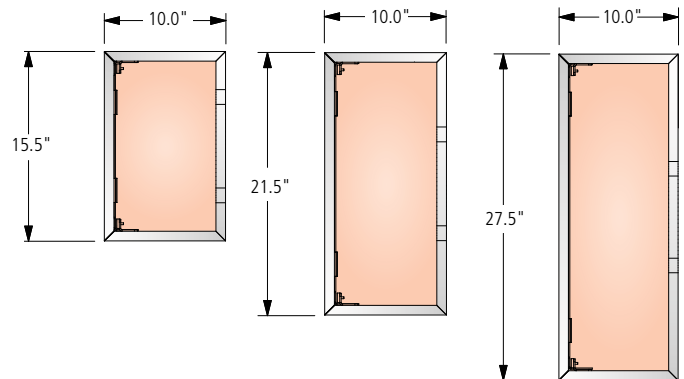
## COLUMN BASE



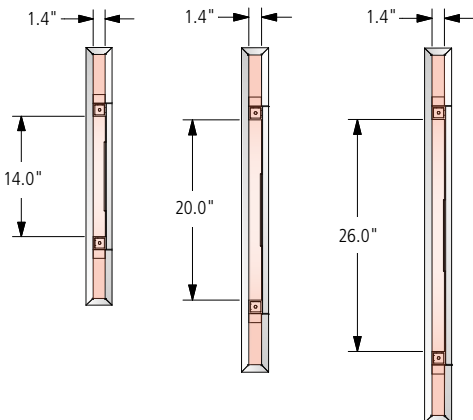
### Base Dimensions



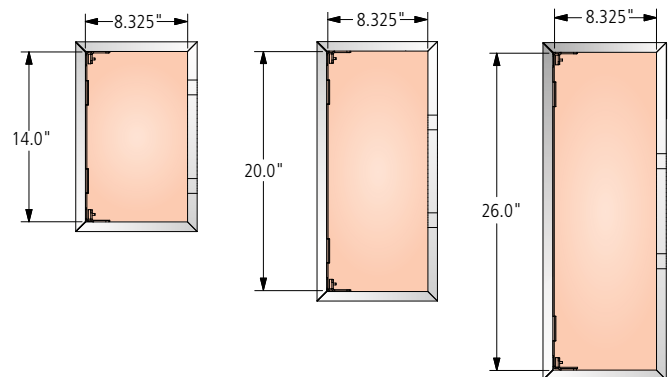
### Base Dimensions



### Wire Management Openings



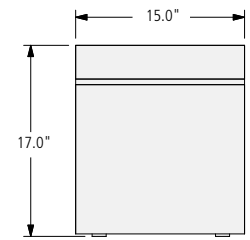
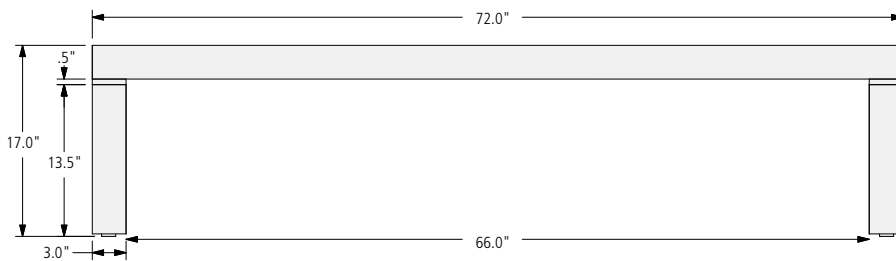
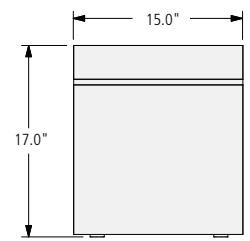
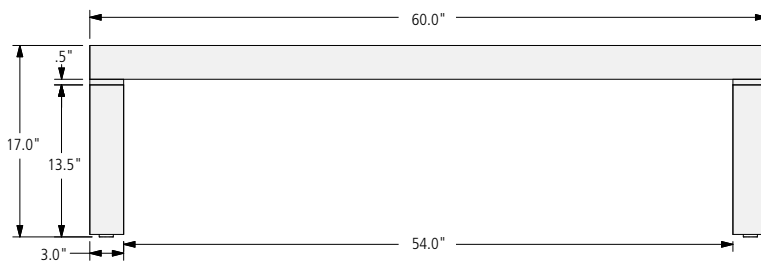
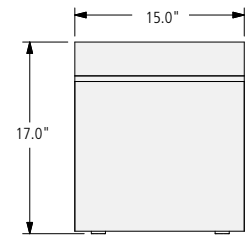
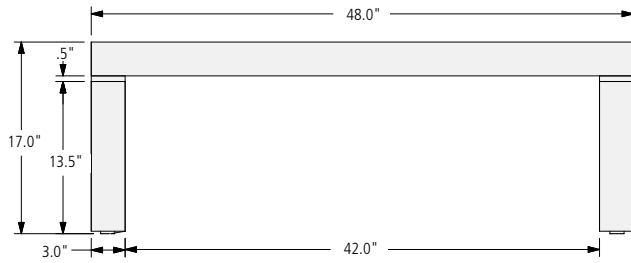
### Wire Management Openings



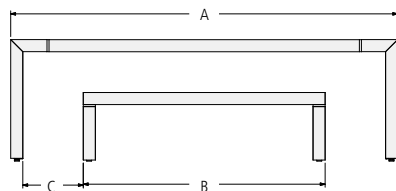


# BENCH AND CLEARANCE DIMENSIONS

## Bench



## Bench Clearance (when used with a Tesano table)



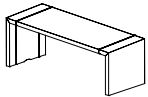
Tesano Bench Clearance (C)

Tesano Table Length (A)	48"	0		
	60"	6	0	
	72"	12	6	0
	84"	18	12	6
	96"	24	18	12
	108"	30	24	18
	120"	36	30	24
	132"	42	36	30
		48"	60"	72"

Tesano Bench Length (B)



# VENEER AND PLANK VENEER



SEATED HEIGHT

### SURFACE MATERIAL KEY

V	Veneer
V-G	Veneer with Inset Glass Top
PW	Plank Veneer
PW-G	Plank Veneer with Inset Glass Top

### SEATED HEIGHT CONFERENCE TABLES

MODEL #	L x W x H	BASE QTY	SEATING CAPACITY	DESCRIPTION	-V	-V-G	-PW	-PW-G
TETC-4824-30	48 x 24 x 30	2	4	Seated Height	8,160	8,663	10,200	10,703
TETC-4830-30	48 x 30 x 30	2	4	Seated Height	8,411	9,040	10,514	11,143
TETC-4836-30	48 x 36 x 30	2	4	Seated Height	8,661	9,415	10,827	11,581
TETC-4842-30	48 x 42 x 30	2	4	Seated Height	8,912	9,792	11,140	12,020
TETC-6024-30	60 x 24 x 30	2	4	Seated Height	8,411	9,122	10,514	11,225
TETC-6030-30	60 x 30 x 30	2	4	Seated Height	8,724	9,613	10,905	11,794
TETC-6036-30	60 x 36 x 30	2	4	Seated Height	9,037	10,103	11,297	12,363
TETC-6042-30	60 x 42 x 30	2	4	Seated Height	9,350	10,594	11,688	12,932
TETC-7224-30	72 x 24 x 30	2	4	Seated Height	8,661	9,580	10,827	11,745
TETC-7230-30	72 x 30 x 30	2	4	Seated Height	9,037	10,186	11,297	12,445
TETC-7236-30	72 x 36 x 30	2	4	Seated Height	9,412	10,790	11,765	13,143
TETC-7242-30	72 x 42 x 30	2	4	Seated Height	9,788	11,396	12,235	13,843
TETC-8424-30	84 x 24 x 30	2	6	Seated Height	8,912	10,039	11,140	12,267
TETC-8430-30	84 x 30 x 30	2	6	Seated Height	9,350	10,759	11,688	13,096
TETC-8436-30	84 x 36 x 30	2	6	Seated Height	9,788	11,478	12,235	13,925
TETC-8442-30	84 x 42 x 30	2	6	Seated Height	10,226	12,198	12,783	14,755
TETC-9624-30	96 x 24 x 30	2	6	Seated Height	9,162	10,497	11,453	12,788
TETC-9630-30	96 x 30 x 30	2	6	Seated Height	9,663	11,332	12,079	13,748
TETC-9636-30	96 x 36 x 30	2	6	Seated Height	10,164	12,166	12,705	14,707
TETC-9642-30	96 x 42 x 30	2	6	Seated Height	10,665	13,001	13,332	15,667
TETC-10824-30	108 x 24 x 30	2	8	Seated Height	9,412	10,955	11,765	13,308
TETC-10830-30	108 x 30 x 30	2	8	Seated Height	9,976	11,905	12,470	14,399
TETC-10836-30	108 x 36 x 30	2	8	Seated Height	10,539	12,853	13,174	15,488
TETC-10842-30	108 x 42 x 30	2	8	Seated Height	11,103	13,803	13,879	16,579
TETC-12024-30	120 x 24 x 30	2	8	Seated Height	9,663	11,414	12,079	13,830
TETC-12030-30	120 x 30 x 30	2	8	Seated Height	10,289	12,478	12,862	15,050
TETC-12036-30	120 x 36 x 30	2	8	Seated Height	10,915	13,541	13,644	16,270
TETC-12042-30	120 x 42 x 30	2	8	Seated Height	11,541	14,605	14,427	17,490
TETC-13224-30	132 x 24 x 30	2	10	Seated Height	9,913	-	12,392	-
TETC-13230-30	132 x 30 x 30	2	10	Seated Height	10,602	-	13,253	-
TETC-13236-30	132 x 36 x 30	2	10	Seated Height	11,291	-	14,114	-
TETC-13242-30	132 x 42 x 30	2	10	Seated Height	11,979	-	14,974	-

OPTIONS	CODE	PRICE	NOTES
<b>Satin Glass Option:</b>			
Satin Glass	Add <b>-TSSG</b>	\$420 for 48"x30" - 72"x30" tables \$588 for 72"x36" - 96"x42" tables \$754 for 108"x30" - 120"x42" tables	
<b>Black Anodized Metal Accent Option:</b>			
Black Anodized Metal Accent	Add <b>-MBA</b>	\$207	
<b>Power and Data Options</b>			See pages 21-25

### GENERAL INFORMATION

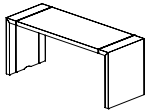
- Metal accents on table top default to clear anodized aluminum unless black anodized aluminum (-MBA) is specified
- Glass top option is 1/4"-thick, back-painted low-iron glass, located between the metal accents
- Plank veneer is hand selected walnut veneers of varying character and color, with a clear coat finish, to accentuate the plank appearance
- Tables 96"x 30" or smaller in size will ship fully assembled. If the table is over 30" wide, the table will ship knocked down (KD).
- 24"-wide tables not available with table top power options

**REQUIRED INFORMATION (ORDER CANNOT BE ENTERED WITHOUT THIS INFORMATION)**  
 See appendix pages vi-vii for surface material options.

- Choose Veneer Finish
- Choose Glass Finish, if glass top option is selected (Satin Glass upcharges apply, see options above)



# VENEER AND PLANK VENEER



STANDING HEIGHT

### SURFACE MATERIAL KEY

V	Veneer
V-G	Veneer with Inset Glass Top
PW	Plank Veneer
PW-G	Plank Veneer with Inset Glass Top

## STANDING HEIGHT CONFERENCE TABLES

MODEL #	L x W x H	BASE QTY	SEATING CAPACITY	DESCRIPTION	-V	-V-G	-PW	-PW-G
TETC-4824-42	48 x 24 x 42	2	4	Standing Height	9,470	9,973	11,838	12,341
TETC-4830-42	48 x 30 x 42	2	4	Standing Height	9,721	10,350	12,152	12,780
TETC-4836-42	48 x 36 x 42	2	4	Standing Height	9,971	10,725	12,464	13,218
TETC-4842-42	48 x 42 x 42	2	4	Standing Height	10,222	11,102	12,778	13,658
TETC-6024-42	60 x 24 x 42	2	4	Standing Height	9,721	10,432	12,152	12,862
TETC-6030-42	60 x 30 x 42	2	4	Standing Height	10,034	10,923	12,543	13,431
TETC-6036-42	60 x 36 x 42	2	4	Standing Height	10,347	11,413	12,934	14,000
TETC-6042-42	60 x 42 x 42	2	4	Standing Height	10,660	11,904	13,325	14,569
TETC-7224-42	72 x 24 x 42	2	4	Standing Height	9,971	10,890	12,464	13,383
TETC-7230-42	72 x 30 x 42	2	4	Standing Height	10,347	11,496	12,934	14,083
TETC-7236-42	72 x 36 x 42	2	4	Standing Height	10,722	12,100	13,403	14,781
TETC-7242-42	72 x 42 x 42	2	4	Standing Height	11,098	12,706	13,873	15,481
TETC-8424-42	84 x 24 x 42	2	6	Standing Height	10,222	11,349	12,778	13,905
TETC-8430-42	84 x 30 x 42	2	6	Standing Height	10,660	12,069	13,325	14,734
TETC-8436-42	84 x 36 x 42	2	6	Standing Height	11,098	12,788	13,873	15,563
TETC-8442-42	84 x 42 x 42	2	6	Standing Height	11,536	13,508	14,420	16,392
TETC-9624-42	96 x 24 x 42	2	6	Standing Height	10,472	11,807	13,090	14,425
TETC-9630-42	96 x 30 x 42	2	6	Standing Height	10,973	12,642	13,717	15,385
TETC-9636-42	96 x 36 x 42	2	6	Standing Height	11,474	13,476	14,343	16,345
TETC-9642-42	96 x 42 x 42	2	6	Standing Height	11,975	14,311	14,969	17,305
TETC-10824-42	108 x 24 x 42	2	8	Standing Height	10,722	12,265	13,403	14,946
TETC-10830-42	108 x 30 x 42	2	8	Standing Height	11,286	13,215	14,108	16,036
TETC-10836-42	108 x 36 x 42	2	8	Standing Height	11,849	14,163	14,812	17,126
TETC-10842-42	108 x 42 x 42	2	8	Standing Height	12,413	15,113	15,517	18,216
TETC-12024-42	120 x 24 x 42	2	8	Standing Height	10,973	12,724	13,717	15,467
TETC-12030-42	120 x 30 x 42	2	8	Standing Height	11,599	13,788	14,499	16,688
TETC-12036-42	120 x 36 x 42	2	8	Standing Height	12,225	14,851	15,282	17,908
TETC-12042-42	120 x 42 x 42	2	8	Standing Height	12,851	15,915	16,064	19,128
TETC-13224-42	132 x 24 x 42	2	10	Standing Height	11,223	-	14,029	-
TETC-13230-42	132 x 30 x 42	2	10	Standing Height	11,912	-	14,890	-
TETC-13236-42	132 x 36 x 42	2	10	Standing Height	12,601	-	15,752	-
TETC-13242-42	132 x 42 x 42	2	10	Standing Height	13,289	-	16,612	-

OPTIONS	CODE	PRICE	NOTES
---------	------	-------	-------

<b>Satin Glass Option:</b>			
Satin Glass	Add <b>-TSSG</b>	\$420 for 48"x30" - 72"x30" tables \$588 for 72"x36" - 96"x42" tables \$754 for 108"x30" - 120"x42" tables	

<b>Foot Rail Options:</b>			
Foot Rail	Add <b>-FR</b>	\$1,817 for 48"-84" \$2,450 for 96"-132"	Available on Standing Height Tables only
Polished Chrome Foot Rail	Add <b>-PCFR</b>	\$1,978 for 48"-84" \$2,922 for 96"-132"	Available on Standing Height Tables only

<b>Black Anodized Metal Accent Option:</b>			
Black Anodized Metal Accent	Add <b>-MBA</b>	\$207	

**Power and Data Options** See pages 21-25

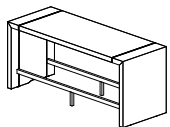
### GENERAL INFORMATION

- Metal accents on table top default to clear anodized aluminum unless black anodized aluminum (-MBA) is specified
- Glass top option is 1/4"-thick, back-painted low-iron glass, located between the metal accents
- Plank veneer is hand selected walnut veneers of varying character and color, with a clear coat finish, to accentuate the plank appearance
- Tables 96" x 30" or smaller in size will ship fully assembled. If the table is over 30" wide, the table will ship knocked down (KD).
- 24"-wide tables not available with table top power options
- Foot Rails on tables 96" and longer will have a center support

#### REQUIRED INFORMATION (ORDER CANNOT BE ENTERED WITHOUT THIS INFORMATION)

See appendix pages vi-vii for surface material options.

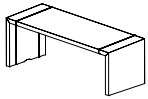
- Choose Veneer Finish
- Choose Glass Finish, if glass top option is selected (Satin Glass upcharges apply, see options above)
- Choose Metal Finish, if Foot Rail (-FR or -PCFR) is specified. Choose from Powder Coat or Polished Chrome metal finish options.



TETC-9630-42-V-FR



# WOOD GRAIN LAMINATE AND NOVAWRAP



SEATED HEIGHT

### SURFACE MATERIAL KEY

PL	Wood Grain Laminate
PL-G	Wood Grain Laminate with Inset Glass Top
NW	Novawrap
NW-G	Novawrap with Inset Glass Top

### SEATED HEIGHT CONFERENCE TABLES

MODEL #	L x W x H	BASE QTY	SEATING CAPACITY	DESCRIPTION	-PL	-PL-G	-NW	-NW-G
TETC-4824-30	48 x 24 x 30	2	4	Seated Height	7,712	8,214	9,956	10,458
TETC-4830-30	48 x 30 x 30	2	4	Seated Height	7,949	8,577	10,262	10,890
TETC-4836-30	48 x 36 x 30	2	4	Seated Height	8,185	8,939	10,567	11,321
TETC-4842-30	48 x 42 x 30	2	4	Seated Height	8,422	9,302	10,873	11,753
TETC-6024-30	60 x 24 x 30	2	4	Seated Height	7,949	8,660	10,262	10,973
TETC-6030-30	60 x 30 x 30	2	4	Seated Height	8,245	9,133	10,644	11,532
TETC-6036-30	60 x 36 x 30	2	4	Seated Height	8,540	9,606	11,026	12,092
TETC-6042-30	60 x 42 x 30	2	4	Seated Height	8,836	10,080	11,407	12,651
TETC-7224-30	72 x 24 x 30	2	4	Seated Height	8,185	9,104	10,567	11,486
TETC-7230-30	72 x 30 x 30	2	4	Seated Height	8,540	9,689	11,026	12,174
TETC-7236-30	72 x 36 x 30	2	4	Seated Height	8,895	10,273	11,483	12,861
TETC-7242-30	72 x 42 x 30	2	4	Seated Height	9,250	10,858	11,942	13,550
TETC-8424-30	84 x 24 x 30	2	6	Seated Height	8,422	9,549	10,873	12,000
TETC-8430-30	84 x 30 x 30	2	6	Seated Height	8,836	10,245	11,407	12,816
TETC-8436-30	84 x 36 x 30	2	6	Seated Height	9,250	10,940	11,942	13,632
TETC-8442-30	84 x 42 x 30	2	6	Seated Height	9,664	11,636	12,476	14,448
TETC-9624-30	96 x 24 x 30	2	6	Seated Height	8,659	9,993	11,178	12,513
TETC-9630-30	96 x 30 x 30	2	6	Seated Height	9,132	10,800	11,789	13,458
TETC-9636-30	96 x 36 x 30	2	6	Seated Height	9,605	11,607	12,401	14,403
TETC-9642-30	96 x 42 x 30	2	6	Seated Height	10,079	12,415	13,012	15,347
TETC-10824-30	108 x 24 x 30	2	8	Seated Height	8,895	10,438	11,483	13,026
TETC-10830-30	108 x 30 x 30	2	8	Seated Height	9,428	11,356	12,171	14,100
TETC-10836-30	108 x 36 x 30	2	8	Seated Height	9,960	12,274	12,858	15,172
TETC-10842-30	108 x 42 x 30	2	8	Seated Height	10,493	13,193	13,546	16,246
TETC-12024-30	120 x 24 x 30	2	8	Seated Height	9,132	10,883	11,789	13,540
TETC-12030-30	120 x 30 x 30	2	8	Seated Height	9,724	11,912	12,553	14,741
TETC-12036-30	120 x 36 x 30	2	8	Seated Height	10,315	12,941	13,317	15,943
TETC-12042-30	120 x 42 x 30	2	8	Seated Height	10,907	13,970	14,081	17,144
TETC-13224-30	132 x 24 x 30	2	10	Seated Height	9,368	-	12,094	-
TETC-13230-30	132 x 30 x 30	2	10	Seated Height	10,019	-	12,935	-
TETC-13236-30	132 x 36 x 30	2	10	Seated Height	10,670	-	13,776	-
TETC-13242-30	132 x 42 x 30	2	10	Seated Height	11,321	-	14,615	-

OPTIONS	CODE	PRICE	NOTES
<b>Satin Glass Option:</b>			
Satin Glass	Add -TSSG	\$420 for 48"x30" - 72"x30" tables \$588 for 72"x36" - 96"x42" tables \$754 for 108"x30" - 120"x42" tables	
<b>Black Anodized Metal Accent Option:</b>			
Black Anodized Metal Accent	Add -MBA	\$207	
<b>Power and Data Options</b>			See pages 21-25

### GENERAL INFORMATION

- Metal accents on table top default to clear anodized aluminum unless black anodized aluminum (-MBA) is specified
- Glass top option is 1/4"-thick, back-painted low-iron glass, located between the metal accents
- Tables 96"x 30" or smaller in size will ship fully assembled. If the table is over 30" wide, the table will ship knocked down (KD).
- 24"-wide tables not available with table top power options

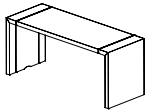
#### REQUIRED INFORMATION (ORDER CANNOT BE ENTERED WITHOUT THIS INFORMATION)

See appendix pages vi-vii for surface material options.

- Choose Laminate, if applicable
- Choose Novawrap Color, if applicable: NW-30 White
- Choose Glass Finish, if Laminate with Inset Glass Top option is selected (Satin Glass upcharges apply, see options above). If Novawrap with Inset Glass Top option is selected, finish defaults to back-painted white to coordinate with Novawrap.



# WOOD GRAIN LAMINATE AND NOVAWRAP



STANDING HEIGHT

**SURFACE MATERIAL KEY**

- PL Wood Grain Laminate
- PL-G Wood Grain Laminate with Inset Glass Top
- NW Novawrap
- NW-G Novawrap with Inset Glass Top

**STANDING HEIGHT CONFERENCE TABLES**

MODEL #	L x W x H	BASE QTY	SEATING CAPACITY	DESCRIPTION	-PL	-PL-G	-NW	-NW-G
TETC-4824-42	48 x 24 x 42	2	4	Standing Height	8,950	9,452	11,554	12,057
TETC-4830-42	48 x 30 x 42	2	4	Standing Height	9,187	9,815	11,860	12,488
TETC-4836-42	48 x 36 x 42	2	4	Standing Height	9,423	10,177	12,165	12,919
TETC-4842-42	48 x 42 x 42	2	4	Standing Height	9,660	10,540	12,471	13,351
TETC-6024-42	60 x 24 x 42	2	4	Standing Height	9,187	9,898	11,860	12,571
TETC-6030-42	60 x 30 x 42	2	4	Standing Height	9,483	10,371	12,242	13,130
TETC-6036-42	60 x 36 x 42	2	4	Standing Height	9,778	10,844	12,624	13,690
TETC-6042-42	60 x 42 x 42	2	4	Standing Height	10,074	11,318	13,006	14,249
TETC-7224-42	72 x 24 x 42	2	4	Standing Height	9,423	10,342	12,165	13,084
TETC-7230-42	72 x 30 x 42	2	4	Standing Height	9,778	10,927	12,624	13,772
TETC-7236-42	72 x 36 x 42	2	4	Standing Height	10,133	11,511	13,081	14,459
TETC-7242-42	72 x 42 x 42	2	4	Standing Height	10,488	12,096	13,540	15,148
TETC-8424-42	84 x 24 x 42	2	6	Standing Height	9,660	10,787	12,471	13,598
TETC-8430-42	84 x 30 x 42	2	6	Standing Height	10,074	11,483	13,006	14,414
TETC-8436-42	84 x 36 x 42	2	6	Standing Height	10,488	12,178	13,540	15,230
TETC-8442-42	84 x 42 x 42	2	6	Standing Height	10,902	12,874	14,074	16,046
TETC-9624-42	96 x 24 x 42	2	6	Standing Height	9,897	11,231	12,776	14,111
TETC-9630-42	96 x 30 x 42	2	6	Standing Height	10,370	12,038	13,388	15,056
TETC-9636-42	96 x 36 x 42	2	6	Standing Height	10,843	12,845	13,999	16,001
TETC-9642-42	96 x 42 x 42	2	6	Standing Height	11,317	13,653	14,610	16,946
TETC-10824-42	108 x 24 x 42	2	8	Standing Height	10,133	11,675	13,081	14,624
TETC-10830-42	108 x 30 x 42	2	8	Standing Height	10,666	12,594	13,769	15,698
TETC-10836-42	108 x 36 x 42	2	8	Standing Height	11,198	13,512	14,456	16,770
TETC-10842-42	108 x 42 x 42	2	8	Standing Height	11,731	14,430	15,144	17,844
TETC-12024-42	120 x 24 x 42	2	8	Standing Height	10,370	12,121	13,388	15,138
TETC-12030-42	120 x 30 x 42	2	8	Standing Height	10,962	13,150	14,151	16,340
TETC-12036-42	120 x 36 x 42	2	8	Standing Height	11,553	14,179	14,915	17,541
TETC-12042-42	120 x 42 x 42	2	8	Standing Height	12,145	15,208	15,679	18,742
TETC-13224-42	132 x 24 x 42	2	10	Standing Height	10,606	-	13,693	-
TETC-13230-42	132 x 30 x 42	2	10	Standing Height	11,257	-	14,533	-
TETC-13236-42	132 x 36 x 42	2	10	Standing Height	11,908	-	15,374	-
TETC-13242-42	132 x 42 x 42	2	10	Standing Height	12,559	-	16,213	-

OPTIONS	CODE	PRICE	NOTES
---------	------	-------	-------

<b>Satin Glass Option:</b>			
Satin Glass	Add <b>-TSSG</b>	\$420 for 48"x30" - 72"x30" tables \$588 for 72"x36" - 96"x42" tables \$754 for 108"x30" - 120"x42" tables	

<b>Foot Rail Options:</b>			
Foot Rail	Add <b>-FR</b>	\$1,817 for 48"-84" \$2,450 for 96"-132"	Available on Standing Height Tables only
Polished Chrome Foot Rail	Add <b>-PCFR</b>	\$1,978 for 48"-84" \$2,922 for 96"-132"	Available on Standing Height Tables only

<b>Black Anodized Metal Accent Option:</b>			
Black Anodized Metal Accent	Add <b>-MBA</b>	\$207	

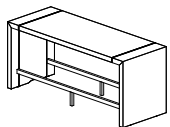
<b>Power and Data Options</b>	See pages 21-25
-------------------------------	-----------------

**GENERAL INFORMATION**

- Metal accents on table top default to clear anodized aluminum unless black anodized aluminum (-MBA) is specified
- Glass top option is 1/4" -thick, back-painted low-iron glass, located between the metal accents
- Tables 96" x 30" or smaller in size will ship fully assembled. If the table is over 30" wide, the table will ship knocked down (KD).
- 24"-wide tables not available with table top power options
- Foot Rails on tables 96" and longer will have a center support

**REQUIRED INFORMATION (ORDER CANNOT BE ENTERED WITHOUT THIS INFORMATION)**

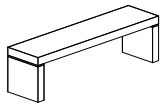
- See appendix pages vi-vii for surface material options.
- Choose Laminate, if applicable
  - Choose Novawrap Color, if applicable: NW-30 White
  - Choose Glass Finish, if Laminate with Inset Glass Top option is selected (Satin Glass upcharges apply, see options above). If Novawrap with Inset Glass Top option is selected, finish defaults to back-painted white to coordinate with Novawrap.
  - Choose Metal Finish, if Foot Rail (-FR or -PCFR) is specified. Choose from Powder Coat or Polished Chrome metal finish options.



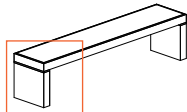
TETC-9630-42-PL-FR



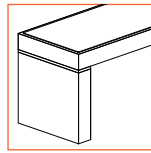
# NOVAWRAP, WOOD GRAIN LAMINATE, VENEER & PLANK VENEER



BENCH



SHOWN WITH OPTIONAL PAD



## NOVAWRAP BENCH

MODEL #	L x W x H	BASE QTY	WITHOUT PAD PRICE	COM	A	B	C	D	E	F	G	H
TETB-48-NW	48 x 15 x 17	1.25	-	6,334	6,524	6,718	6,920	7,127	7,340	7,559	7,786	8,023
TETB-60-NW	60 x 15 x 17	1.75	-	6,594	6,794	6,999	7,206	7,423	7,646	7,873	8,111	8,354
TETB-72-NW	72 x 15 x 17	2.15	-	6,858	7,065	7,278	7,496	7,719	7,955	8,190	8,439	8,689

## WOOD GRAIN LAMINATE BENCH

MODEL #	L x W x H	BASE QTY	WITHOUT PAD PRICE	COM	A	B	C	D	E	F	G	H
TETB-48-PL	48 x 15 x 17	1.25	4,574	4,711	4,851	4,999	5,149	5,301	5,459	5,626	5,795	5,967
TETB-60-PL	60 x 15 x 17	1.75	4,764	4,906	5,055	5,206	5,361	5,520	5,688	5,723	6,034	6,216
TETB-72-PL	72 x 15 x 17	2.15	4,953	5,105	5,257	5,414	5,574	5,743	5,917	6,095	6,276	6,463

## VENEER BENCH

MODEL #	L x W x H	BASE QTY	WITHOUT PAD PRICE	COM	A	B	C	D	E	F	G	H
TETB-48-V	48 x 15 x 17	1.25	5,081	5,233	5,390	5,551	5,721	5,891	6,068	6,249	6,436	6,629
TETB-60-V	60 x 15 x 17	1.75	5,293	5,453	5,614	5,783	5,957	6,136	6,321	6,510	6,705	6,903
TETB-72-V	72 x 15 x 17	2.15	5,503	5,669	5,841	6,017	6,194	6,381	6,572	6,769	6,972	7,182

## PLANK VENEER BENCH

MODEL #	L x W x H	BASE QTY	WITHOUT PAD PRICE	COM	A	B	C	D	E	F	G	H
TETB-48-PW	48 x 15 x 17	1.25	6,353	6,543	6,739	6,939	7,148	7,362	7,585	7,809	8,043	8,283
TETB-60-PW	60 x 15 x 17	1.75	6,617	6,814	7,017	7,228	7,447	7,668	7,898	8,135	8,380	8,630
TETB-72-PW	72 x 15 x 17	2.15	6,880	7,086	7,300	7,521	7,743	7,975	8,214	8,461	8,715	8,975

OPTIONS	CODE	PRICE	NOTES
<b>Black Anodized Metal Accent Option:</b>			
Black Anodized Metal Accent	Add <b>-MBA</b>	\$207	

## GENERAL INFORMATION

- All products ship assembled
- Pad is 1/4" thick for bench material protection, not intended to serve as a cushion
- Metal accents default to clear anodized aluminum unless black anodized aluminum (-MBA) is specified

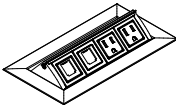
**REQUIRED INFORMATION (ORDER CANNOT BE ENTERED WITHOUT THIS INFORMATION)**

See appendix pages vi-vii for surface material options.

- Choose Wood Species & Finish, if applicable
- Choose Novawrap Finish, if applicable
- Choose Wood Grain Laminate Finish, if applicable
- Choose Metal Finish: Clear Anodized (-CA) or Black Anodized (-MBA). Upcharge applies for -MBA option
- Choose Upholstery or Leather Finish, if applicable



# POWER AND DATA OPTIONS

TECH NODE	MODEL #	W X D	SIMPLEX RECEPTACLES	OPEN DATA PORTS	CHARGING USB-A+C	PRICE
 PUP	PUP	8 x 4	2	2	-	597
	PUP-USB-AC	8 x 4	2	1	1	711



OPTIONS	CODE	PRICE	NOTES
Field-Wired	Add <b>-FW</b>	No Charge	May be required in New York City, Chicago and San Francisco. Check with an electrician for local codes and requirements.

### GENERAL INFORMATION

- 12' cord and a 15 amp plug-in power infeed
- Voice/data modules must be ordered separately; contact your local AV integrator
- Default color is Clear Anodized. Also available in Black Anodized.
- Includes a Voice/Data Adapter Kit to accept couplers and jacks when required
- UL Listed
- Not available on 24"-wide tables

**REQUIRED INFORMATION: (ORDER CANNOT BE ENTERED WITHOUT THIS INFORMATION)**

- See appendix pages vi-vii for surface material options.
- Choose location code and quantity from chart on page 22



POWER SPEC	MODEL #	DESCRIPTION	PRICE
 PWR-R-W	PWR-R-B	Round Power Spec with Black Faceplate	128
	PWR-R-W	Round Power Spec with White Faceplate	128
 PWR-SQ-W	PWR-SQ-B	Square Power Spec with Black Faceplate	128
	PWR-SQ-W	Square Power Spec with Faceplate	128

### GENERAL INFORMATION

- Includes one simplex receptable
- 12' cord
- Not available on 24"-wide tables

**REQUIRED INFORMATION: (ORDER CANNOT BE ENTERED WITHOUT THIS INFORMATION)**

- See appendix pages vi-vii for surface material options.
- Choose Metal Finish: Satin Nickel (SNB) or Chrome (CB)

USB SPEC	MODEL #	DESCRIPTION	PRICE
 USBC-R-W	USBC-R-B	Round Data Spec with Black Faceplate	267
	USBC-R-W	Round Data Spec with White Faceplate	267
 USBC-SQ-W	USBC-SQ-B	Square Data Spec with Black Faceplate	267
	USBC-SQ-W	Square Data Spec with White Faceplate	267

### GENERAL INFORMATION

- Includes one charging USB-A+C
- 6' cord
- Not available on 24"-wide tables

**REQUIRED INFORMATION: (ORDER CANNOT BE ENTERED WITHOUT THIS INFORMATION)**

- See appendix pages vi-vii for surface material options.
- Choose Metal Finish: Satin Nickel (SNB) or Chrome (CB)



# POWER AND DATA OPTIONS

SINGLE INFEED OPTION	MODEL #	DESCRIPTION	PRICE
	SI-H	Single In-Feed Option, Hard-wired	608
	SI-C	Single In-Feed Option, Corded (Plug-in)	734

## GENERAL INFORMATION

- Tables 72" -120" in length include 2 duplex receptacles with the modular power system
- Tables 132" in length include 3 duplex receptacles with the modular power system
- Hardwired and Corded Single Infeed options are 7' long
- Single Infeed option cannot be specified in conjunction with the Field-Wired (-FW) option

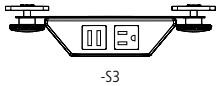
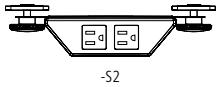
LOCATION CODES	TECH NODE	POWER SPEC	USB SPEC	LOCATION	QUANTITY OF UNITS TO ORDER
Please Note: 24"-wide tables not available with table top power options	TN-1	SP-1	SP-1	One at center	1
	TN-2	SP-2	SP-2	One at each end*	2
		SP-3	SP-3	One at center and one at each end	3
		SP-4	SP-4	Four equally spaced	4

\*TN-2 only offered on tables 84" and longer



# POWER AND DATA OPTIONS

HARDWIRE INFEED POWER RAIL KIT	MODEL #	TOTAL # OF RAILS	ELECTRICAL OUTLETS	(2) SIMPLEX -S2	ELECTRICAL OUTLETS	(1) SIMPLEX / (1) CHARGING USB -S3
(Includes Power Rails, Hardwire Infeed and Modular Power Components)	TE-RAIL-1-H	1	2	1,462	1	1,462
	TE-RAIL-2-H	2	4	2,320	2	2,320
	TE-RAIL-3-H	3	6	3,177	3	3,177
	TE-RAIL-4-H	4	8	4,036	4	4,036
	TE-RAIL-5-H	5	10	4,894	5	4,894
	TE-RAIL-6-H	6	12	5,749	6	5,749
	TE-RAIL-7-H	7	14	6,605	7	6,605
	TE-RAIL-8-H	8	16	7,461	8	7,461



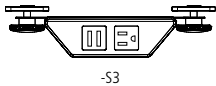
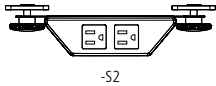
### GENERAL INFORMATION

- Includes modular power electrical system
- Hardwire infeed is 7' long
- Simplex receptacles will be white, when Burnished, Cloud or Foil powdercoat finishes are specified. Black simplex receptacles will be used for all other powdercoat finishes.
- Power Rails not available in Clear or Black Anodized

### REQUIRED INFORMATION: (ORDER CANNOT BE ENTERED WITHOUT THIS INFORMATION)

- See appendix pages vi-vii for surface material options.
- Choose Metal Finish

CORDED INFEED POWER RAIL KIT	MODEL #	TOTAL # OF RAILS	ELECTRICAL OUTLETS	(2) SIMPLEX -S2	ELECTRICAL OUTLETS	(1) SIMPLEX / (1) CHARGING USB -S3
(Includes Power Rails, Corded Infeed and Modular Power Components)	TE-RAIL-1-C	1	2	1,589	1	1,589
	TE-RAIL-2-C	2	4	2,450	2	2,450
	TE-RAIL-3-C	3	6	3,306	3	3,306
	TE-RAIL-4-C	4	8	4,161	4	4,161
	TE-RAIL-5-C	5	10	5,018	5	5,018
	TE-RAIL-6-C	6	12	5,879	6	5,879
	TE-RAIL-7-C	7	14	6,736	7	6,736
	TE-RAIL-8-C	8	16	7,591	8	7,591



### GENERAL INFORMATION

- Includes modular power electrical system
- Corded single infeed is 7' long
- Corded Single Infeed option will require a 20amp outlet in the floor monument and reduces the modular electrical system in the table to a single circuit
- Simplex receptacles will be white, when Burnished, Cloud or Foil powdercoat finishes are specified. Black simplex receptacles will be used for all other powdercoat finishes.
- Power Rails not available in Clear or Black Anodized

### REQUIRED INFORMATION: (ORDER CANNOT BE ENTERED WITHOUT THIS INFORMATION)

- See appendix pages vi-vii for surface material options.
- Choose Metal Finish

DATA RAIL	MODEL #	DESCRIPTION	PRICE
<p>TE-RAIL-DATA</p>	TE-RAIL-DATA	Data Rail includes (1) blank faceplate and (1) dual RJ-45 faceplate	664

### GENERAL INFORMATION

- Data Rails not available in Clear or Black Anodized

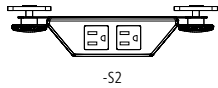
### REQUIRED INFORMATION: (ORDER CANNOT BE ENTERED WITHOUT THIS INFORMATION)

- See appendix pages vi-vii for surface material options.
- Choose Metal Finish



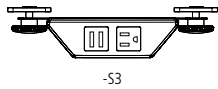
# POWER AND DATA OPTIONS

FIELD-WIRED	MODEL #	DESCRIPTION	(2) SIMPLEX -S2	(1) SIMPLEX / (1) CHARGING USB -S3
-------------	---------	-------------	--------------------	---------------------------------------



-S2

TE-RAIL-FW	Field-Wired Power Rail	764	764
------------	------------------------	-----	-----



-S3

## GENERAL INFORMATION

- Includes 6' flexible metal conduit and required a hardwire connection
- May be required in New York City, Chicago and San Francisco. Check with an electrician for local codes and requirements. A junction box will be provided when ordering the TW-RAIL-FW option.
- Power Rails not available in Clear or Black Anodized

### REQUIRED INFORMATION: (ORDER CANNOT BE ENTERED WITHOUT THIS INFORMATION)

See appendix pages vi-vii for surface material options.

- Choose Metal Finish

## AV CONNECTORS AND MOUNTING PLATES

MODEL #	DESCRIPTION	STYLE	W x H	PRICE
FLDF-1	Blank faceplate, single height	Single	3-1/2 x 5/8	81
FLDF-2	One VGA 15-pin HD Female to Female Gender Changer, one 3.5mm Stereo Mini Jack to Solder Tabs	Single	3-1/2 x 5/8	284
FLDF-3	One VGA 15-pin HD Female to Female Gender Changer	Single	3-1/2 x 5/8	223
FLDF-4	One RJ-11 Female to Punch Down - Phone	Single	3-1/2 x 5/8	223
FLDF-5	One RJ-45 Female to Female Barrel - Data	Single	3-1/2 x 5/8	182
FLDF-6	Two RJ-45 Female to Female Barrels, single height	Single	3-1/2 x 5/8	244
FLDF-7	Two RJ-45 Female to Punch Down for CAT 6 - AMP	Single	3-1/2 x 5/8	345
FLDF-8	Two RJ-45 Female to Punch Down for CAT 6 - Leviton	Single	3-1/2 x 5/8	345
FLDF-10	Two RJ-45 Female to Punch Down for CAT 6 - Panduit	Single	3-1/2 x 5/8	345
FLDF-11	Two USB A Female to Two USB A Female on 10" Pigtails	Single	3-1/2 x 5/8	386
FLDF-12	Blank faceplate, double height	Double	3-1/2 x 1-3/8	101
FLDF-13	Two RJ-45 Female to Female Barrels, double height	Double	3-1/2 x 1-3/8	244
FLDF-14	Cable Pass-Through Set - one top, one bottom	Double	3-1/2 x 1-3/8	426
FLDF-15	One HDMI Female to Female Barrel	Single	3-1/2 x 5/8	284

## GENERAL INFORMATION

- Each TE-RAIL-DATA unit holds two single space faceplates
- Faceplates are black

## CHARGING TRAC

MODEL #	TOTAL BRACKETS	# OF USB PORTS	PRICE
TRAC-2	2	4	2,216
TRAC-4	4	8	3,738



## GENERAL INFORMATION

- Plug-in Infeed only
- Field Installed
- 15 amp

### REQUIRED INFORMATION: (ORDER CANNOT BE ENTERED WITHOUT THIS INFORMATION)

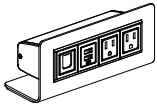
See appendix pages vi-vii for surface material options.

- Choose Metal Finish

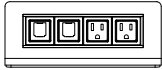


# FREESTANDING POWER OPTION

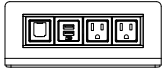
TECH ZONE	MODEL #	DESCRIPTION	SIMPLEX OUTLETS	OPEN DATA PORTS	CHARGING USB-A+C	PRICE
	ZONE-DATA	(2) Simplex receptacles, (2) Open data ports	2	2	-	375
	ZONE-USB-C	(2) Simplex receptacles, (1) Charging USB-A+C, (1) Open data port	2	1	1	449



ZONE-USB-C



ZONE-DATA



ZONE-USB-C

## GENERAL INFORMATION

- 72" long plug-in infeed cord
- Finish is black
- Includes a Voice/Data Adapter Kit to accept couplers and jacks when required



# Appendix

---



This price book supercedes all previous versions.

**Before placing your order, confirm you have all required information necessary. Lead times for orders begin after all required information is included and correct.**

## Delivery Information

We know lead times are important and sticking to them even more so. We work to maintain a 6-8 week lead time on all standard products in this book from receipt of a clean order. All orders are acknowledged with an approximate shipping date and will be invoiced with the price in effect at the date the purchase order is received. For current lead times, please review [www.nucraft.com/resources/lead-times](http://www.nucraft.com/resources/lead-times).

Shipping charges are prepaid (within the continental U.S.). Therefore, pricing is a delivered price based on normal ground transportation. If you have special instructions, need to ship by air, or are shipping to Alaska or Hawaii, contact Nucraft Customer Service. Nucraft can also help arrange to have products blanket wrapped for an additional charge. Contact the Nucraft Customer Service team or specify it on your purchase order.

**Minimum Freight Charge: Any order below \$3,000 net will be assessed a \$500 net minimum freight charge (one per order).**

Orders are subject to acquiring the materials required for manufacturing. Fulfillment can be affected by strikes, fires, embargoes and acts of government. These elements are beyond our control.

Nucraft offers a variety of services to accommodate a wide range of delivery requirements. Availability of these services is dependent on a number of factors and may not be offered with all shipments. Examples of delivery services that have additional fees include:

- Specific date
- Specific time of day, morning or afternoon
- Delivery to a warehouse before delivery to its final destination (unless product is picked up at the warehouse)

Contact the Nucraft Customer Service team for availability and pricing on these services.

## Freight Terms

Shipping charges for Nucraft products are prepaid for standard delivery in the continental United States. Standard delivery is defined as follows: Product is delivered on a 53' trailer being pulled by a long-haul tractor (total length of 85'). Facility will receive delivery Monday through Friday between the hours of 8:00 AM and 4:00 PM. Facility has docks with levelers and a fork truck for unloading. Product will be loaded on load bars two levels high. Receiving facility is responsible to have personnel on hand to unload the truck upon arrival, drivers do not unload. Delivery sites or times that do not meet these criteria may be accommodated, but will incur a charge to cover additional shipping costs. Please **notify Nucraft a minimum of two weeks prior to shipment** to arrange special services and determine additional charges.

## Storage

Nucraft has no storage facilities for finished product. If a customer cannot accept an order when it is ready for shipment, the customer must designate an alternative shipping address. If no address is provided, Nucraft may, at its discretion, transfer the product to storage. If product is transferred to an off-site storage facility, the customer may be charged for transportation to the facility and for any associated storage fees. Nucraft considers transfer of the product to a storage facility the equivalent of shipment, including invoicing and payment. Customers assume the risk of damage or loss during storage.

## Transportation Times and Delays

Third party carriers that Nucraft contracts with will make reasonable efforts to accommodate requested delivery times and dates. Scheduled delivery appointments may, however, be delayed for a variety of reasons, including inclement weather, traffic, transportation equipment problems, and delays encountered at other delivery locations along the delivery route. Nucraft does not recommend scheduling activities that depend on the delivery appointment (for example, scheduling furniture installers to install furniture the day of the delivery appointment). Nucraft shall not be liable for any costs incurred as a result of a missed delivery appointment.

## Shipment Damage Claims

Legal title to merchandise passes to the buyer upon acceptance by the carrier. Inspect all cartons upon delivery. Details of visible damage should be noted on the delivery receipt. Do not destroy packaging, transport to site, or install product if damage is found upon inspection. Inspection of products should be completed upon delivery to the receiver. If visible damage is apparent, a claim should be filed immediately with Nucraft Customer Service. If visible damage is not apparent, sign the delivery receipt "No visible damage." This will allow recourse for a concealed damage claim. Concealed damage claims must be filed within 15 days of receipt, **prior to transporting or installing any product.**

Do not destroy packing materials until shipment has been inspected. If damage is found, proceed to file a claim with Nucraft Customer Service.

**Failure to make any claims against Nucraft within 15 days shall constitute acceptance of the merchandise and a waiver of any defects, errors or shortages discovered upon inspection.**

## Cancellations

Cancellations must be reviewed by our Customer Service team. Because we build your products to order, orders cannot be cancelled once processing has begun. Processing includes but is not limited to development of shop drawings and other engineering drawings. If cancellation is approved, a processing fee of 20-100% will be assessed based on the status of the order.

## Change Order Policy

Nucraft will make every attempt to honor any reasonable change request to product provided that the request is received prior to start of production. Change orders will be accepted only if the request is made in writing and received in time to make the change. Nucraft reserves the right to increase our acknowledged price and ship date if necessary to make the requested changes. Please submit any change order request to our Customer Service team. Nucraft will assess charges to the customer as stipulated in the following:

- Standard Orders: Change orders received prior to production will be charged \$400 net to cover administrative costs.
- Special Orders: Change orders received prior to production will be charged \$400 net to cover administrative costs. There may be additional costs associated with engineering labor required for the change order.
- Change orders received after production must be evaluated by Nucraft. If approved, the charge will be \$400 net plus any restocking charges accumulated. There may be additional costs associated with engineering and/or manufacturing labor, as well as material costs, required for the change order.



## Repair Authorization

Prior written approval is required for repairs of merchandise charged to Nucraft. Failure to do so will result in customer funded repairs.

## Payment Terms

Deposits are required at the time of order due to the custom nature of our products. See information regarding Cancellations above.

Credit terms are available to qualified customers. Please contact AR@Nucraft.com to start the application process. Note that the credit application process requires a valid sales tax exemption or resale tax certificate, Form W-9, and three current trade references.

Credit Card Payments are accepted via web portal. Please contact AR@Nucraft.com for payment instructions. Note that a 2% convenience fee will be added for using this payment method and no early pay discounts are allowed on credit card payments.

## Warranty

Nucraft Furniture is warranted to be free from defects in materials and workmanship for a period of ten years of single shift use. Limitations include:

- Mechanical Devices such as latches, casters, and other moving components are warranted for five years of the date of original delivery.
- Height adjustable components are warranted for two years of the date of original delivery.
- The following are warranted for one year of the date of original delivery:
  - Textiles
  - Electrical Components
  - Refrigeration Units
  - Custom Products not described in Nucraft's Catalogue

This warranty is applicable only if furniture is properly installed and maintained in an office environment. This warranty extends only to products manufactured and sold in North America and only to original purchasers acquiring new Nucraft product through authorized dealers or approved sellers.

During this warranty period, Nucraft's sole obligation is to repair or replace, at Nucraft's discretion, products which prove to be defective during the warranty period.

This warranty does not cover:

- Damage caused by a carrier.
- Damage from user modification, misuse, abuse, accident, or negligence.
- Customer's Own Material (COM) specified by the customer that is not a standard product offering.
- Color, grain, or texture of wood and other covering material.

**Nucraft extends no other warranties, expressed or implied, including warranty of merchantability or fitness for a particular purpose. Nucraft shall not be liable for loss of time, inconvenience, commercial loss, incidental or consequential damages.**

## Environmental Statement

Nucraft is committed to supporting responsible environmental policies and practices in all that we do. We strive for sustainability, weighing our business decisions against the costs to the ecological, social and economic systems they affect.

Our products are manufactured to meet the credit requirements of the U.S. Green Building Council's LEED rating systems in one or more of the following categories:

- Recycled Content
- Certified Wood
- Low-Emitting Materials

## Computer Aided Planning

Nucraft products and pricing are available via CET and 2020 Worksheet, an AutoCAD®-based space planning tool.

2020 Worksheet is an integrated software system developed specifically for interior designers and facility planners to enhance workplace performance. This modern suite of applications works together seamlessly, in concert. Navigate catalogs, select products, design in plan view and 3D, assign options, create worksheets and build a project where you want, when you want. Take your pick. It's dynamic and interactive. Design projects are a work in progress. And now you can perform any of the many discrete tasks that go into a project any time, any place.

Product symbols (Revit, 2D and 3D) are available on the Nucraft website at [www.nucraft.com/resources/designer-tools/product-symbols](http://www.nucraft.com/resources/designer-tools/product-symbols).

## iSpec®

Nucraft offers a free online product configuration and specification service that saves you time and allows you to be creative while leaving the nuts and bolts to someone else. No specific software is required, nor is there any learning curve. This service applies to all Nucraft products. For additional information, visit [www.nucraft.com/resources/designer-tools/ispec](http://www.nucraft.com/resources/designer-tools/ispec).



## Surface Materials Palette

We crafted our materials palette using the same demanding standards that distinguish our furniture. Thoughtful design and attention to every detail elevate your possibilities.

Anchored by Nucraft veneers, unrivaled for clarity, quality, and depth of finish, our collection of surface materials comprises a sophisticated set of balanced elements that supports your design vision.

Some elements have their roots in Nucraft's rich heritage. Others are new materials and reflect current trends and taste. Together, they ensure that you're ready for today and positioned well for the future. Beautifully.

## Custom Finishes

Nucraft specializes in expert custom finish matching. For a nominal upcharge we can provide custom finishes, and we are frequently asked to match the finishes of other furniture manufacturers. For finishes that appear unusual to match or for customers directly requesting a sample, a finish sample will be sent for approval prior to entering the order.

Custom finishes requiring colored varnishes to create a painted look can only be applied to Maple veneer and require one extra week in addition to the standard lead time. Nucraft's standard black finish (G82) can be applied to all Nucraft standard veneers. Walnut is the standard black veneer. Other species must be specified when ordering.

Clear coat on a special veneer requires an approved sample.

Custom finishes carry a 10% upcharge per item, per finish, capped at \$2,200 List.

Custom finish upcharges are not applied to any item that is not wood. Example: casters, ganging connectors, power options..

## Treatments

**Note: Default veneer sheen will vary per finish and product. Default finish is bolded on pages vi-vii. If no direction is provided on incoming orders, default sheen will be selected. In addition, default veneer cut is noted in the price list. If no direction is provided on incoming orders, default cut will be selected.**

**Gloss:** Gloss is a durable finish that tends to nicely mask normal wear and leaves wood grain visible to the eye. It achieves a medium gloss open pore appearance (40 – 50 sheen range). Finish numbers preceded by the letter "G" indicate a Gloss finish.

**Matte:** Like Gloss, Matte is durable, tends to nicely mask normal wear and leaves wood grain visible to the eye. It achieves a low luster, open pore appearance (10 – 20 sheen range). Finish numbers preceded by the letter "M" indicate a Matte finish.

Since each veneer type responds differently to both types of treatment, all will have a distinctive look and feel when finished. For example, a Walnut veneer with a Gloss treatment will remain much more textured than a Cherry veneer with the same treatment.

## About the Wood

All Nucraft veneers are carefully selected for uniformity of color and grain. Still, wood is a natural substance and minor variations may occur due to its own uniqueness. Because of this, the furniture you receive may not be an exact match to our samples.

Nucraft takes great pride in our finish color consistency. However, wood is a natural product that will have color variation within a single piece of furniture, as well as from one piece to the next. Other factors also affect color over time, such as exposure to light (both intensity and duration). For example, lighter finishes cause more variation in colors over time.

In cases where a returning customer wants a precise match with existing furniture, we recommend sending a sample of the existing furniture finish. Please contact Nucraft Customer Service to determine an appropriate sample. This will ensure a finish match between old and new orders. This type of order is considered a control sample. There will be a 10% upcharge on an order of this type. Due to natural aging of veneers, natural finishes may vary.

## Care and Maintenance of Wood Finishes

Our finish material is a crystal clear, urethane acrylic blend. This type of finish may be repaired in the field by a qualified refinisher.

Nucraft recommends using a damp cloth to clean your fine wood furniture. Always wipe with the grain of the wood. Should your wood furniture require a more thorough cleaning, we recommend using a mild cleaner such as Joy dish soap or Murphy's oil soap, thoroughly diluted in water (one part soap to thirty parts water). Water will not damage Nucraft's finish, but it may leave surface spots when it dries. To avoid this, dry the surface with a soft cloth after it is cleaned. Marks that cannot be removed with the cleaning methods above may be able to be removed using naphtha, a mild degreasing solvent.

Caution: while the use of polishes that contain wax, petroleum solvents or silicones may immediately enhance the "shine" of a product, it may also eventually remove the fine original finish applied in our factory. Silicone on the surface of wood may also make it very difficult to respray or refinish.

All Nucraft furniture is inspected and polished before it leaves our factory. In some instances, the packing materials may imprint on the factory polish. Cleaning and polishing the furniture once it is unpacked will normally restore the furniture to its original beauty.

In some cases, the rubber support feet used on the bottom of common office equipment (teleconferencing phones, laptops, microphones, copiers, etc.) can create unsightly marks in the surface of wood tops, due to oxidation of the lacquer finish. We suggest these machines be placed on a protective type of padding, such as felt.

Wood will fade as a result of exposure to UV light. This is particularly prevalent with light finishes. If color changes due to fading are a concern for your application, the impact can be minimized by selecting medium to dark stains for your wood surfaces. Our top coat includes a UV inhibitor which makes the finishes less prone to fading.



## Laminates

Selected Formica®, Nevamar®, and Wilsonart® laminates are available on Training Tables, Conference Tables, Conference Room Furniture and select Occasional Tables. For standard laminate and wood pricing, refer to individual item pricing columns. It is important to note that wood grain laminates are unable to be grain matched over multi-piece table top applications.

## Non-Standard Laminates and Linoleums

To order a color other than those on our list (see pages vi-vii), refer to Nevamar or Formica standard grade, matte texture laminate offerings and Forbo Furniture Linoleums (excluding manufacturers' non-standard matte offering).

Nucraft can support other laminate and linoleum options beyond what can be found as standard options on pages vi-viii. For pricing, please send a request to quotes@nucraft.com.

## Care and Maintenance of Laminate and Novawrap

Laminate and Novawrap surfaces may be cleaned with a damp cloth and ordinary soap or non-abrasive household liquid detergent. Dry the surface with a clean cloth or soft paper towel to prevent streaks from appearing.

## Care and Maintenance of Metal

Metal surfaces can be wiped with a damp cloth and rubbed dry. A mild non-abrasive household liquid detergent can be used if necessary. Regular maintenance of metal components, including tightening of fasteners and light lubrication of moving parts, will extend the life of your furniture.

## Satin Etched Glass

Glass color may vary slightly on multi-piece conference table tops over 180" x 60" when satin etched glass is specified due to the iron content and etching process of the glass.

## Care and Maintenance of Glass

Clear or frosted glass may be cleaned with commercial glass cleaner. Be sure to use a lint-free cloth if cleaning the frosted side of the glass.

## Stone and Solid Surface Material

Despite its reputation for durability, natural stone can easily be broken during handling and/or installation if proper techniques are not followed. In addition, Nucraft is not responsible for the installation of natural stone or solid surface materials on its products. Therefore, installers specifically trained in the installation of these materials must be utilized to ensure a quality installation. Nucraft shall not be liable for any damages incurred during the handling and/or installation of natural stone or solid surface materials on its products.

## Care and Maintenance of Granite

Granite surfaces may be cleaned with a damp cloth and ordinary soap or non-abrasive household liquid detergent. Dry the surface with a clean cloth or soft paper towel to prevent streaks from appearing.

## Care and Maintenance of Leather

Genuine leather requires very little care. Nucraft recommends that leather be dusted regularly. If a more thorough cleaning is needed, use lukewarm water and a mild, non-abrasive soap. Generate some lather and lightly rub the surface with cheesecloth. Rinse off any soap film with clean water and towel dry. The leather may dry dull. To restore the leather to a normal gloss, rub it with a clean towel. Never use furniture polish, oil, varnish or ammonia. Saddle soap may be used to prevent the leather from becoming brittle or cracked and to maintain the original supple finish.

## Touch Up Finish Kits

Model #	Description	Price
KIT-M	Metal Kit	85
KIT-P	Paint Kit	85
KIT-S	Stain Kit	85

### REQUIRED INFORMATION:

#### (ORDER CANNOT BE ENTERED WITHOUT THIS INFORMATION)

- Kit model number
- Quantity of kits
- Specify finish (See pages vi-vii)

### General Information:

- Touch-up kits must be ordered on a purchase order separate from Nucraft product due to Hazmat shipping

### Retrofit & Replacements

If needing a partial placement or retrofit solution, please reach out to our quote team. Grain/color matched in a set.



## VENEER

### STANDARD

Default veneer sheen will vary per finish and were determined by a team of experts who reviewed the colorways to determine if gloss or matte best highlighted the natural characteristics of the species of wood and the color of the stain. Default finish is bolded. If no direction is provided, default sheen will be selected.

	Matte	Gloss
<b>Rift Cut Oak</b>		
Carbon	M03	<b>G03</b>

### Flat Cut Oak

Artisan	<b>M68</b>	G68
Coco	<b>M67</b>	G67
Dove	<b>M66</b>	G66
Dune	<b>M05</b>	G05
Midnight	<b>M69</b>	G69
Portobello	<b>M7413</b>	G7413
Winter	<b>M70</b>	G70

### Flaky Oak

Sahara	<b>M61</b>	G61
--------	------------	-----

### Cherry

Auburn	M93	<b>G93</b>
Cognac	M21	<b>G21</b>

### Walnut

Marron	<b>M35</b>	G35
Mocha	<b>M33</b>	G33
Onyx	M82	<b>G82</b>
Otter	M31	<b>G31</b>
Zinc	M30	<b>G30</b>

### Maple

Natural Maple	M60	<b>G60</b>
---------------	-----	------------

### Linea

Euro Birch Linea	<b>M09</b>	G09
Oak Linea	<b>M08</b>	G08
Silver Birch Linea	M10	<b>G10</b>
Walnut Linea	<b>M27</b>	G27

### Paldao

Canyon	M77	<b>G77</b>
Paldao	<b>M76</b>	G76
Thicket	<b>M75</b>	G75

### PLANK

Plank offers dramatic variations in veneer leaf color, length, and natural characteristics; it simulates randomly matched veneers.

	Matte	Gloss
<b>Plank Walnut</b>		
Clear Coat	M38	<b>G38</b>

## LAMINATE

### Wood Grain Laminates

Formica Aged Ash	8844-58	M8844	R8844
Formica Blackened Legno	8848-58	M8848	R8848
Formica Bleached Legno	8845-58	M8845	R8845
Formica Chestnut Woodline	5884-58	M5884	R5884
Formica Espresso Pear	5489-58	M5489	R5489
Formica Natural Ash	8843-58	M8843	R8843
Formica Oiled Legno	8846-58	M8846	R8846
Formica Pecan Woodline	5883-58	M5883	R5883
Formica Planked Coffee Oak	7413-58	M7413	F7413
Formica Sand Maple	9237-58	G60	W7909
Formica Smoky Brown Pear	5488-58	M5488	R5488
Formica Thermo Walnut	6402-58	M6402	R6402
Formica Urban Planked Oak	9312-58	M9312	R9312
Formica Weathered Ash	8842-58	M8842	R8842
Formica White Ash	8841-58	M8841	R8841

## GLASS

	Satin	Gloss
<b>Satin or Gloss Glass</b>		
Black	BS	-
Clove	VS	VG
Meringue	MS	MG
Moonlight	MLS	MLG
Storm	STS	STG
Quill	QS	QG
White	WS	WG



## METAL

---

### Available on metal trim for Tesano Table and Tech Node

#### Metal

Black Anodized	(upcharge applies)	MBA
Clear Anodized		CA

### Available on Power Rail and Foot Rail

#### Powder Coat

Aged Bronze		A8010
Black		A44
Burnished		A8009
Cloud		A8004
Foil		A8006
Galaxy		A8007
Moonlight		A87
Satin Bronze		A8011
Shadow		A8005
Storm		A8012

#### Metal

Polished Chrome*	(upcharge applies)	PC
------------------	--------------------	----

\* Available on Foot Raily only.

## NOVAWRAP

---

White		NW-30
-------	--	-------



Applies to Benches.

Nucraft is pleased to partner with KnollTextiles, Kvadrat, Spinneybeck, and UltraFabrics to offer a concise selection of standard upholstery fabrics pre-approved for use on our products, with prices that are figured into our graded-in system. We've carefully curated a selection of each of the textile's color lines to coordinate with our materials offering. However, all colorways are approved and available as standard. Please contact fabric manufacturer for sampling support.

## Knoll Hourglass | K1523 | Grade B

Aegean	18
Alley	27
Bark	21
Beeswax	6
Bluebird	13
Flax	5
Gull	2
Misty	24
Sandbar	3
Sizzle	9
Spring	16
Tart	11

## Knoll Hopsack | K1206 | Grade C

Admiral	11
Black	16
Buff	1
Lime	4
Magenta	9
Putty	13
Red	10
Stucco	2

## Knoll Felt | K1207 | Grade D

Apple	3
Cadet	11
Canary	5
Ivory	1
Mocha	15
Pewter	17
Poppy	7
Tar	20

## GRADED-IN FABRIC PROGRAM

Top quality upholstery and fabrics have been graded into the price lists. We work with various distributors and now offer a larger selection of fabrics. For fabric grades and availability, check our website at [www.nucraft.com](http://www.nucraft.com).

NET PRICE PER YARD	NUCRAFT GRADE
\$0 - \$30.00	A
\$30.01 - \$45.00	B
\$45.01 - \$60.00	C
\$60.01 - \$75.00	D
\$75.01 - \$90.00	E
\$90.01 - \$105.00	F
\$105.01 - \$120.00	G
\$120.01 - \$135.00	H

\$135.00 and above: Contact Nucraft Customer Service



## For COM orders please include the following:

- Name of customer
- Customer's purchase order number
- Model number and quantity of piece(s) to be covered
- Specify right-way or railroad application (railroad is the default if no selection is made)
- If fabric is a stripe or pattern, specify vertical or horizontal application
- Supplier's name, material number and description

## YARDAGE ESTIMATING

All yardages in the price list are based on 54" wide plain (no match) fabric. The following is a guide for fabrics that are less than 54" wide or have a pattern match.

### Fabric Less Than 54" Wide

For 50" wide fabrics allow 10% additional fabric  
For 48" wide fabrics allow 15% additional fabric  
For 45" wide fabrics allow 20% additional fabric  
For 36" wide fabrics allow 50% additional fabric

### For Pattern Match Fabrics

3" to 14" repeat allow 15% additional fabric  
15" to 19" repeat allow 20% additional fabric  
20" to 27" repeat allow 25% additional fabric  
28" to 36" repeat allow 30% additional fabric

Nucraft may add a charge for sewing, cutting and matching unusual COM or COL materials to cover additional costs. Call customer service for pricing.

### It is the sole responsibility of the customer to determine that the fabric is appropriate for the application in which it will be used.

Once COM/COL is accepted, Nucraft assumes no responsibility for its overall appearance, flammability, normal durability, color fastness or any other quality after upholstered on a Nucraft product beyond our normal quality standards.

All Graded-In and COM fabrics will require pre-approval for use on Talis and Arena benches. Please contact Nucraft Customer Service for assistance with this process.

The fabric should be sent to the following address:  
Nucraft Furniture Company  
5151 West River Drive  
Comstock Park, MI 49321  
Attn: Order Processing

## FIRE RESISTANCE

Nucraft will only work with textiles that meet the ACT Voluntary Performance Guidelines:

- Nucraft fabric tack panels incorporate fabrics that meet the ASTM E 84 standard US flammability test for wrapped panels.
- Nucraft upholstery fabrics for benches and cushions must meet one or more of the following flammability tests; NFPA 260, NFPA 701, or CAL 117.
- All COM fabrics must meet the required flammability standards per fabric application.
- Nucraft reserves the right to decline any fabrics that do not meet ACT standard flammability requirements.

## COM LEATHER SPECIFICS

The following is a guide for specifying leather requirements. The guide is based on the following general information.

A full "domestic" hide is approximately 50-60 square feet. A specialty or calf hide is approximately 35 square feet. Of this footage there are various non-usable areas included in the hide's size. Conversion of fabric yardage to leather is approximately 1 yard = 18 square feet.

### Bench Requirements

48" benches will require 1/2 domestic hide or 1 full calf hide.

60" benches will require 1 domestic hide or 2 calf hides.

72" benches will require approximately 1 full domestic hide or 3 calf hides.

The boxing around the seat, if required, will have 4-6 seams that will be placed aesthetically based on the yield and usable remains of the hides.