

TOVA™

Planning Guide + Price List

QUICK LINKS

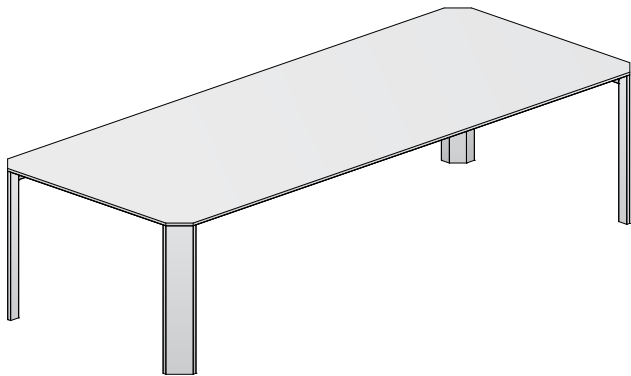
[PLANNING GUIDE](#)[TOVA PRICING](#)[POWER AND DATA OPTIONS](#)[GENERAL INFORMATION](#)[FINISH INFORMATION](#)[SURFACE MATERIALS](#)



TABLE OF CONTENTS

Click the shortcuts below to jump to each section.

General Information	ii-iii
Finish Information	iv-v
Surface Materials	vi-viii
Statement of Line	3
Specification Overview	4
Planning Guide	5
Square Tables	9
Rectangle Tables	10
Power and Data Options	11

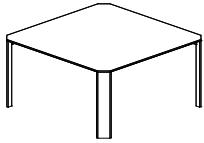




STATEMENT OF LINE

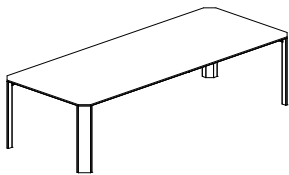
SQUARE TABLES

Page 9



RECTANGLE TABLES

Page 10





SPECIFICATION OVERVIEW

1. Select the Top Size and Shape

Tova conference tables are available in two shapes; Rectangle and Square. Sizes range from 84" – 240" on Rectangle tables and 42" – 60" on Square tables.

2. Select the Top Material and Finish

Tova is available with Veneer, Inset Laminate with Hardwood Edge, Laminate with Square Edge, Glass, Solid Surface and Stone top options.

3. Select the Leg Finish

All Tova tables have four legs. These legs are available powder coated or with an optional Polished Chrome finish. An optional Wood Façade is also available on these legs on tables with a Veneer top. In addition, tables longer than 120" have a center column for support and cable concealment. The finish on the Center Column will default based on the Leg finish or will match the Veneer Façade if that option is specified. If the legs are Polished Chrome, the Center Column will default to Foil.

4. Select Power Tab Option (if desired)

Tova tables feature discreet yet accessible power connectivity around the perimeter of the table in pre-determined quantities and locations based on table size. These Power Tabs include one simplex receptacle and one charging USB-A+C port.

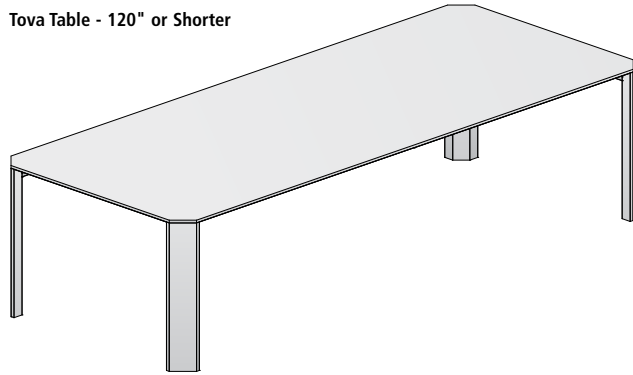
DETAIL OVERVIEW

TOVA TABLE

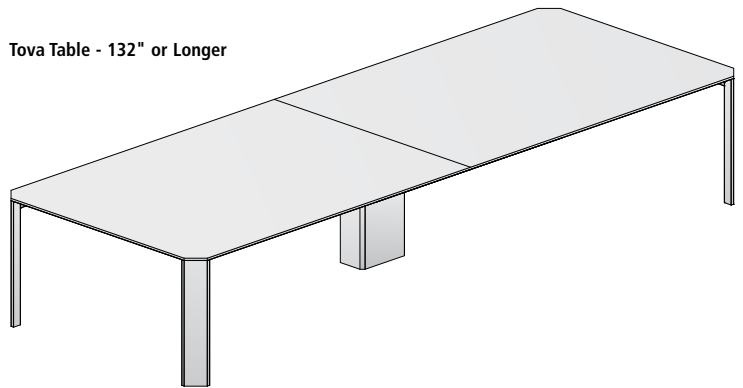
Tova offers a unique aesthetic with performance embedded into a thin structure creating a clean, planar and minimalistic table design. A structural-steel core provides exceptional strength, eliminating any support beams or bases along the table's perimeter while also providing unobstructed space for chairs and users' legs. Tova's graceful cutback edge creates a thin, elegant visual plane around the perimeter of the table.

All Tova tables have four legs. In addition, tables longer than 120" have a center column for added support and cable concealment. All stone tables regardless of length also include the center column.

Tova Table - 120" or Shorter



Tova Table - 132" or Longer

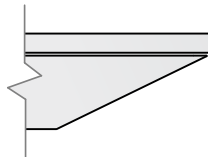


Top Materials

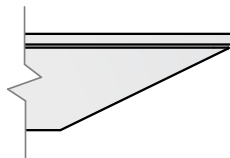
Tova tables feature both a structural and finished top. While the structural top is thick and rigid, a 45-degree cutback, trimmed with aluminum, essentially makes the structural top disappear. Placed on top of the structural top is a thinner finished top, offered in a variety of material choices, including:

- Veneer, laminate, solid surface – 1/2"-thick
- Glass – 3/8"-thick
- Stone – 2cm-thick

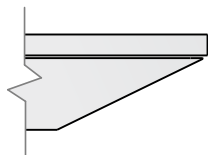
Veneer, Laminate or Solid Surface



Glass



Stone



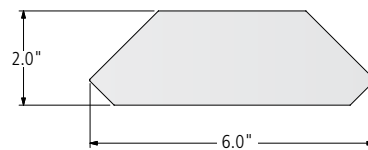


BASES

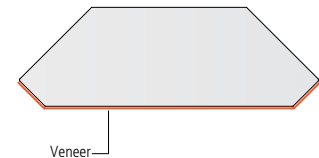
All Tova tables have four legs, one at each corner. These legs are available powder coated or with an optional Polished Chrome finish. An optional Wood Façade is also available on these legs on tables with a Veneer top. In addition to the four legs, tables longer than 120" have a center column for support and cable concealment (this column is present on all rectangle stone top tables regardless of table length). The finish on the Center Column will default based on the Leg finish or will match the Veneer Façade if that option is specified. If the legs are Polished Chrome, the Center Column will default to Foil.



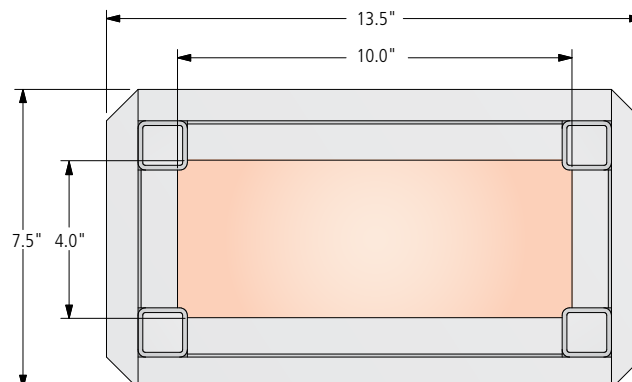
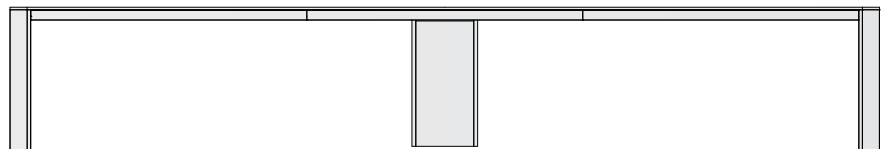
Tova Leg - Top View



Optional Veneer Façade - Top View



Center Column - Tova Tables 132" or Longer

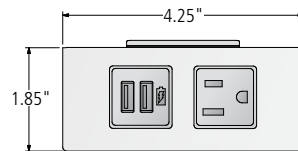


UNDER SURFACE POWER OPTION: POWER TAB

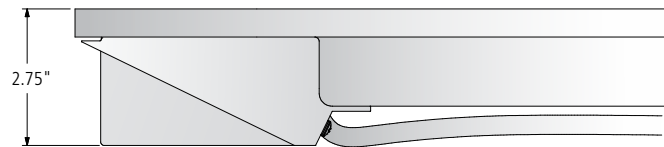
POWER TABS

Tova takes a streamlined approach to power access. Power Tabs, with USB-A+C charging ports and simplex receptacles, are positioned in the table's cut-back edge making access easy while keeping them discreet. This solution allows wires to stay off the tabletop and leaves the top uninterrupted by power access doors. The location and total quantity of Power Tabs are pre-determined based on table length, making specification easy.

Power Tabs

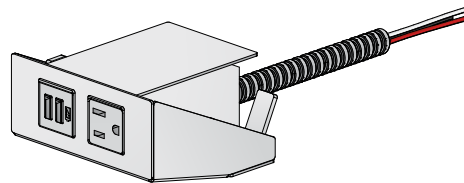


Standard Power Tab - Side View

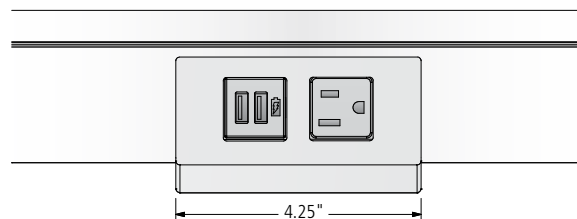


FIELD-WIRED

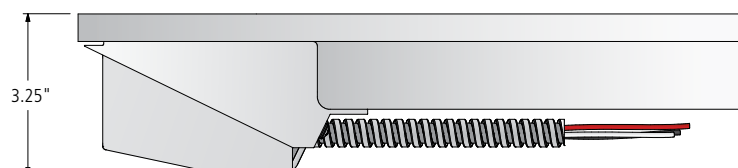
Some local electrical codes may require field-wiring during installation. In such instances, a Field-Wired option may be specified. In this configuration, each Power Tab unit will be supplied with a 6' flexible conduit with hot, ground and neutral wires.



Field-Wired Power Tab - Front View



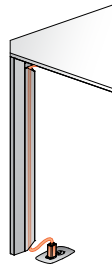
Field-Wired Power Tab - Side View



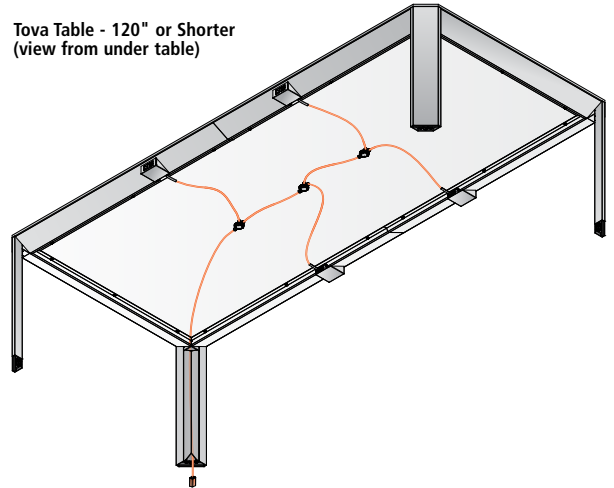
WIRE MANAGEMENT

Tables specified with Power Tabs include a pre-wired electrical system to allow for a single infeed from the building power, making connections simple and easy. Infeeds are corded (direct plug-in) and can be routed down any of the four legs or in the center of the table. For more robust cable management, the center column and optional wire chase (for use on tables without a center column) provide enhanced cable storage capacity and are ideal for floor cores located in the middle of the room.

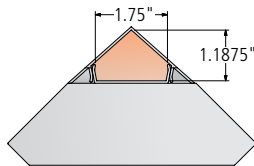
Direct Plug-In Infeed



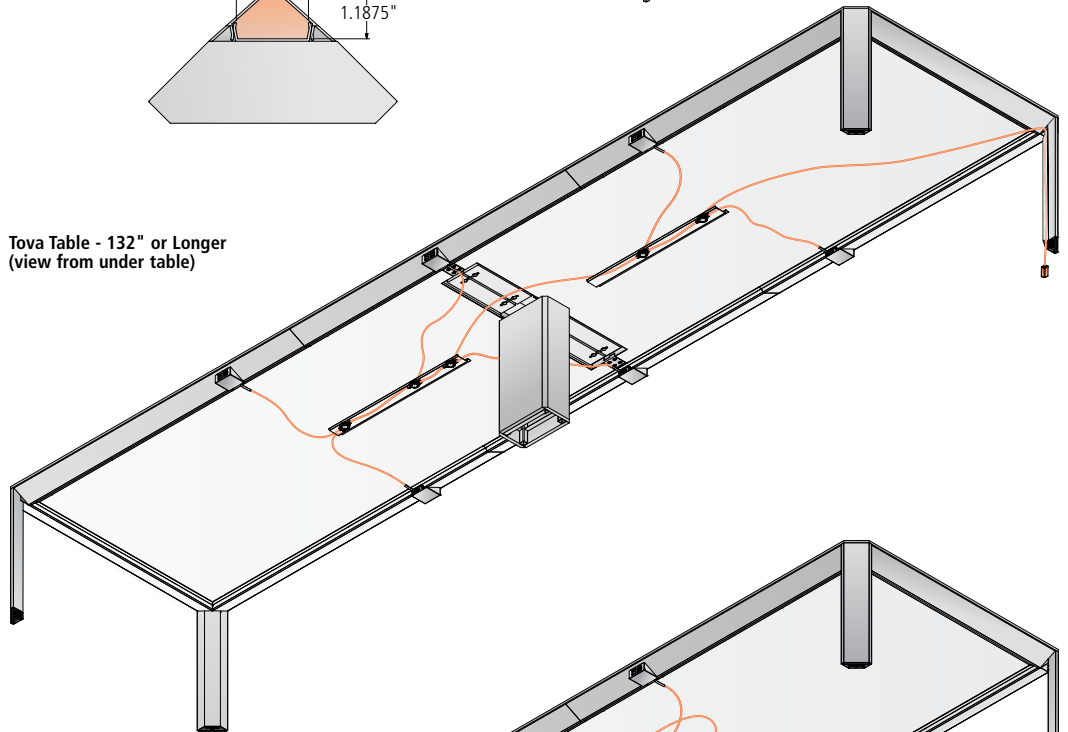
Tova Table - 120" or Shorter
(view from under table)



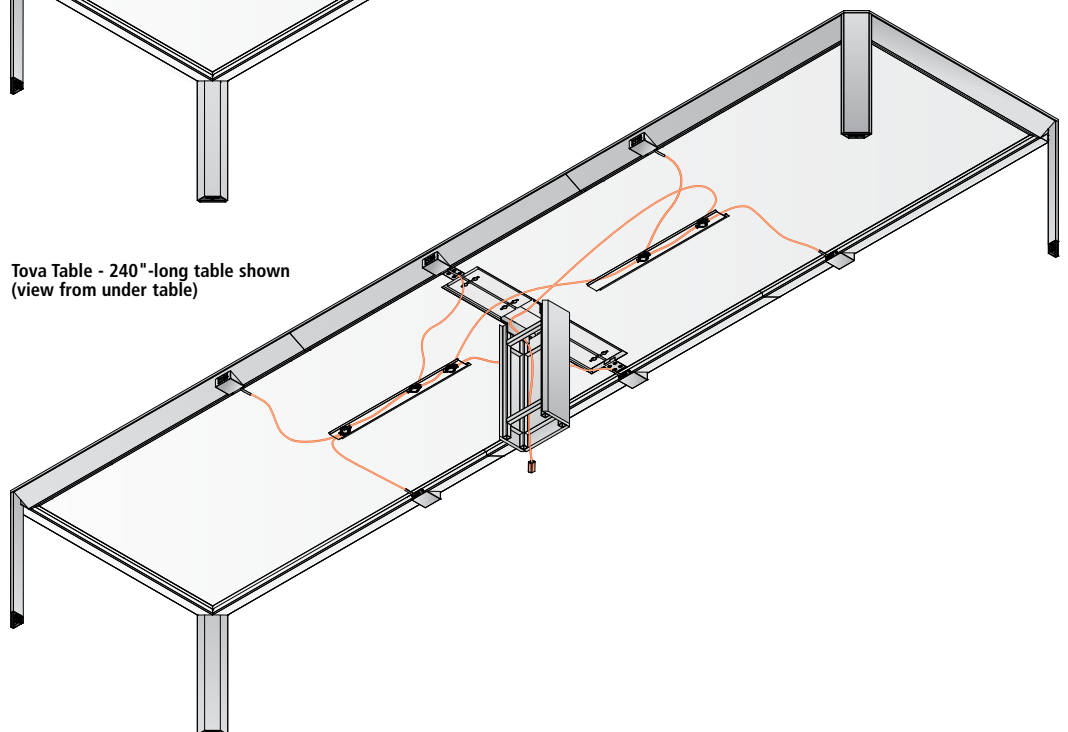
Wire Management



Tova Table - 132" or Longer
(view from under table)

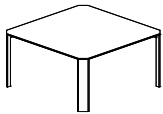


Tova Table - 240"-long table shown
(view from under table)





SQUARE TABLES



TOP MATERIAL KEY

PE	Laminate with Square Edge
P	Inset Laminate with Hardwood Edge
V	Veneer
G	Glass
SS	Solid Surface
S	Stone

SQUARE TABLES

MODEL #	L x W	SEATING CAPACITY	-PE	-P	-V	-G	-SS	-S
TAVS-4242	42 x 42	4	8,640	9,072	9,600	12,000	12,480	18,432
TAVS-4848	48 x 48	4	9,441	9,913	10,489	13,112	13,636	20,139
TAVS-5454	54 x 54	4	10,452	10,975	11,613	14,517	15,097	22,297
TAVS-6060	60 x 60	4	11,708	12,293	13,008	16,260	16,911	24,976

OPTIONS

CODE

PRICE

NOTES

Leg Options:

Wood Leg Façade

Add - **WLFC**

\$1,485

Available only on tables with wood top, matches top finish

Polished Chrome Apron & Leg Options:

Polished Chrome Legs

Add - **CPLR**

\$2,742

Polished Chrome Apron & Legs: All Square Tables

Add - **CPAP4**

\$4,225

Satin Glass Options:

All Square Tables

Add - **TSG4**

\$379

Power Tab Options:

All Square Tables

Add - **TAB2C**

\$2,224

Includes 2 Power Tabs

Field Wired Options:

Tables 42-60"

-**FW**

\$326

Tables 84-168"

-**FW**

\$795

Tables 180-240"

-**FW**

\$1,248

EDGE PROFILE



Veneer, Laminate
or Solid Surface Tops



Glass Top



Stone Top

GENERAL INFORMATION

- Tables are standard with four metal legs. Tables with veneer tops have an optional veneer leg facade.
- Overall table height is 29.5"
- If Power Tabs are specified, the finish of the Power Tab housing will match the finish of the table apron

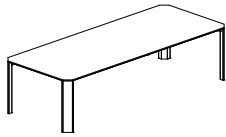
REQUIRED INFORMATION (ORDER CANNOT BE ENTERED WITHOUT THIS INFORMATION):

See appendix pages vi-viii for surface material options.

- Choose Laminate Finish, if specified
- Choose Edge Band Finish, if Laminate with Square Edge option is specified
- Choose Veneer Finish, if specified
- Choose Glass Finish, if specified
- Choose Stone Finish, if specified
- Choose Solid Surface, if specified
- Choose Metal Finish



RECTANGLE TABLES



TOP MATERIAL KEY

PE	Laminate with Square Edge
P	Inset Laminate with Hardwood Edge
V	Veneer
G	Glass
SS	Solid Surface
S	Stone

RECTANGLE TABLES

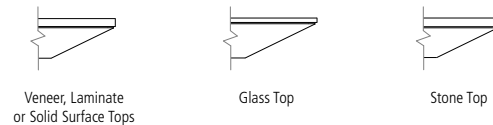
MODEL #	L x W	LAMINATE & VENEER TOP SECTIONS	GLASS & SOLID SURFACE TOP SECTIONS	STONE TOP SECTIONS	CENTER COLUMN	SEATING CAPACITY	-PE	-P	-V	-G	-SS	-S
TAVT-8442	84 x 42	1	1	1	No	6	10,736	11,272	11,928	14,910	15,507	22,902
TAVT-8448	84 x 48	1	1	1	No	6	11,586	12,165	12,873	16,092	16,735	24,717
TAVT-9042	90 x 42	1	1	2	No	6-8	11,538	12,114	12,819	16,024	16,665	24,613
TAVT-9048	90 x 48	1	1	2	No	6-8	12,477	13,101	13,863	17,329	18,022	26,617
TAVT-9642	96 x 42	1	1	2	No	6-8	11,781	12,371	13,090	16,363	17,017	25,133
TAVT-9648	96 x 48	1	1	2	No	6-8	12,765	13,403	14,183	17,729	18,438	27,232
TAVT-10242	102 x 42	1	2	2	No	8	12,694	13,329	14,104	17,630	18,336	27,080
TAVT-10248	102 x 48	1	2	2	No	8	13,779	14,468	15,309	19,137	19,902	29,394
TAVT-10842	108 x 42	1	2	2	No	8	12,952	13,600	14,391	17,989	18,709	27,631
TAVT-10848	108 x 48	1	2	2	No	8	14,084	14,788	15,648	19,560	20,343	30,045
TAVT-10854	108 x 54	1	2	2	No	8	15,426	16,197	17,139	21,424	22,281	32,907
TAVT-11442	114 x 42	1	2	2	No	8	13,905	14,600	15,449	19,312	20,084	29,663
TAVT-11448	114 x 48	1	2	2	No	8	15,146	15,903	16,828	21,035	21,877	32,310
TAVT-11454	114 x 54	1	2	2	No	8	16,614	17,444	18,459	23,074	23,997	35,442
TAVT-12042	120 x 42	1	2	2	No	8-10	14,175	14,884	15,750	19,688	20,475	30,240
TAVT-12048	120 x 48	1	2	2	No	8-10	15,467	16,240	17,185	21,482	22,341	32,996
TAVT-12054	120 x 54	1	2	2	No	8-10	16,991	17,840	18,878	23,598	24,542	36,246
TAVT-13248	132 x 48	2	3	2	Yes	10	18,460	19,383	20,511	25,639	26,665	39,382
TAVT-13254	132 x 54	2	3	2	Yes	10	20,241	21,253	22,489	28,112	29,236	43,179
TAVT-14448	144 x 48	2	3	2	Yes	10-12	19,894	20,889	22,104	27,630	28,736	42,440
TAVT-14454	144 x 54	2	3	2	Yes	10-12	21,867	22,960	24,296	30,370	31,585	46,649
TAVT-14460	144 x 60	2	3	3	Yes	10-12	24,176	25,385	26,862	33,578	34,921	51,576
TAVT-15648	156 x 48	2	3	3	Yes	10-12	20,799	21,839	23,110	28,888	30,043	44,372
TAVT-15654	156 x 54	2	3	3	Yes	10-12	22,915	24,061	25,461	31,827	33,100	48,886
TAVT-15660	156 x 60	2	3	3	Yes	12	25,389	26,659	28,210	35,263	36,673	54,164
TAVT-16854	168 x 54	2	3	3	Yes	10	23,741	24,928	26,378	32,973	34,292	50,646
TAVT-16860	168 x 60	2	3	4	Yes	12	26,354	27,672	29,282	36,603	38,067	56,222
TAVT-18054	180 x 54	2	3	3	Yes	12-14	24,565	25,793	27,294	34,118	35,483	52,405
TAVT-18060	180 x 60	2	3	4	Yes	12-14	27,319	28,685	30,354	37,943	39,461	58,280
TAVT-19254	192 x 54	2	4	3	Yes	14	25,390	26,660	28,211	35,264	36,675	54,166
TAVT-19260	192 x 60	2	4	4	Yes	14	28,285	29,699	31,427	39,284	40,856	60,340
TAVT-20454	204 x 54	2	4	3	Yes	14-16	27,279	28,643	30,310	37,888	39,403	58,196
TAVT-20460	204 x 60	2	4	4	Yes	14-16	30,438	31,960	33,820	42,275	43,966	64,935
TAVT-21654	216 x 54	2	4	3	Yes	14-16	28,824	30,265	32,026	40,033	41,634	61,490
TAVT-21660	216 x 60	2	4	4	Yes	14-16	32,209	33,819	35,787	44,734	46,524	68,712
TAVT-22854	228 x 54	2	4	4	Yes	16-18	29,987	31,486	33,318	41,648	43,314	63,971
TAVT-22860	228 x 60	2	4	5	Yes	16-18	33,554	35,232	37,282	46,603	48,467	71,582
TAVT-24054	240 x 54	2	4	4	Yes	16-18	31,223	32,784	34,692	43,365	45,100	66,609
TAVT-24060	240 x 60	2	4	5	Yes	16-18	34,985	36,735	38,872	48,590	50,534	74,635



RECTANGLE TABLES

OPTIONS	CODE	PRICE	NOTES
Leg Options:			
Wood Leg Façade	Add - WLFC	\$1,485	Available only on tables with wood top, matches top finish
Polished Chrome Apron & Leg Options:			
Polished Chrome Legs	Add - CPLR	\$2,742	
Polished Chrome Apron & Legs: Table lengths 84"-132"	Add - CPAP1	\$4,520	
Polished Chrome Apron & Legs: Table lengths 144"-192"	Add - CPAP2	\$4,965	
Polished Chrome Apron & Legs: Table lengths 204"-240"	Add - CPAP3	\$5,409	
Satin Glass Options:			
Table lengths 84"-102"	Add - TSG1	\$757	
Table lengths 108"-132"	Add - TSG2	\$1,131	
Table lengths 144"-180"	Add - TSG3	\$1,509	
Power Tab Options:			
Table Lengths 84"-168"	Add - TAB4C	\$4,445	Includes 4 Power Tabs
Table Lengths 180"-240"	Add - TAB6C	\$6,667	Includes 6 Power Tabs
Field-Wired Options:			
Tables 42-60"	- FW	\$326	
Tables 84-168"	- FW	\$795	
Tables 180-240"	- FW	\$1,248	

EDGE PROFILE



GENERAL INFORMATION

- Tables are standard with four metal legs. Tables with veneer tops have an optional veneer leg facade.
- For tables with a center column, the column finish will default to the finish on the outer face of the leg (either veneer or metal). If the leg is Polished Chrome, the center column will default to Foil.
- Seating capacity based on 27" per person
- Overall table height is 29.5"
- For tables 84" - 120" in length, an optional Wire Chase can be specified for more robust wire management needs. See page 12.
- If Power Tabs are specified, the finish of the Power Tab housing will match the finish of the table apron

REQUIRED INFORMATION (ORDER CANNOT BE ENTERED WITHOUT THIS INFORMATION):

See appendix pages vi-viii for surface material options.

- Choose Laminate Finish, if specified
- Choose Edge Band Finish, if Laminate with Square Edge option is specified
- Choose Veneer Finish, if specified
- Choose Glass Finish, if specified
- Choose Stone Finish, if specified
- Choose Solid Surface, if specified
- Choose Metal Finish



POWER AND DATA OPTIONS

POWER TABS

TOVA POWER TABS PER TABLE SIZE

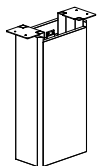
TABLE LENGTH	SEATING CAPACITY	TOTAL TABS	TABS PER LONG SIDE	SIMPLEX RECEPTACLES PER TABLE	CHARGING USB PORTS PER TABLE
SQUARE					
42	4	2	-	2	4
48	4	2	-	2	4
54	4	2	-	2	4
60	4	2	-	2	4
RECTANGLE					
84	8	4	2	4	8
90	8	4	2	4	8
96	8	4	2	4	8
102	8	4	2	4	8
108	10	4	2	4	8
114	10	4	2	4	8
120	10	4	2	4	8
132	10-12	4	2	4	8
144	12-14	4	2	4	8
156	12-14	4	2	4	8
168	14-16	4	2	4	8
180	14-16	6	3	6	12
192	16-18	6	3	6	12
204	16-18	6	3	6	12
216	18-20	6	3	6	12
228	18-20	6	3	6	12
240	20	6	3	6	12

GENERAL INFORMATION

- Table apron includes Power Tabs in pre-determined quantities and locations
- Simplex receptacles will be white when Burnished, Cloud or Foil powdercoat finishes are specified. For all other metal finishes, simplex receptacles will be black.
- Power Tabs not available in Clear or Black Anodized
- Corded in-feed for connection to building power

WIRE CHASE

MODEL #	DESCRIPTION	PRICE
TA-WC	Non-Structural Wire Chase	1,336



REQUIRED INFORMATION (ORDER CANNOT BE ENTERED WITHOUT THIS INFORMATION):

See appendix pages vi-viii for surface material options.

- Choose Veneer, if applicable
- Choose Paint Finish, if applicable



Appendix

This price book supercedes all previous versions.

Before placing your order, confirm you have all required information necessary. Lead times for orders begin after all required information is included and correct.

Delivery Information

We know lead times are important and sticking to them even more so. We work to maintain a 6-8 week lead time on all standard products in this book from receipt of a clean order. All orders are acknowledged with an approximate shipping date and will be invoiced with the price in effect at the date the purchase order is received. For current lead times, please review www.nucraft.com/resources/lead-times.

Shipping charges are prepaid (within the continental U.S.). Therefore, pricing is a delivered price based on normal ground transportation. If you have special instructions, need to ship by air, or are shipping to Alaska or Hawaii, contact NuCraft Customer Service. NuCraft can also help arrange to have products blanket wrapped for an additional charge. Contact the NuCraft Customer Service team or specify it on your purchase order.

Minimum Freight Charge: Any order below \$3,000 net will be assessed a \$500 net minimum freight charge (one per order).

Orders are subject to acquiring the materials required for manufacturing. Fulfillment can be affected by strikes, fires, embargoes and acts of government. These elements are beyond our control.

NuCraft offers a variety of services to accommodate a wide range of delivery requirements. Availability of these services is dependent on a number of factors and may not be offered with all shipments. Examples of delivery services that have additional fees include:

- Specific date
- Specific time of day, morning or afternoon
- Delivery to a warehouse before delivery to its final destination (unless product is picked up at the warehouse)

Contact the NuCraft Customer Service team for availability and pricing on these services.

Freight Terms

Shipping charges for NuCraft products are prepaid for standard delivery in the continental United States. Standard delivery is defined as follows: Product is delivered on a 53' trailer being pulled by a long-haul tractor (total length of 85'). Facility will receive delivery Monday through Friday between the hours of 8:00 AM and 4:00 PM. Facility has docks with levelers and a fork truck for unloading. Product will be loaded on load bars two levels high. Receiving facility is responsible to have personnel on hand to unload the truck upon arrival, drivers do not unload. Delivery sites or times that do not meet these criteria may be accommodated, but will incur a charge to cover additional shipping costs. Please **notify NuCraft a minimum of two weeks prior to shipment** to arrange special services and determine additional charges.

Storage

NuCraft has no storage facilities for finished product. If a customer cannot accept an order when it is ready for shipment, the customer must designate an alternative shipping address. If no address is provided, NuCraft may, at its discretion, transfer the product to storage. If product is transferred to an off-site storage facility, the customer may be charged for transportation to the facility and for any associated storage fees. NuCraft considers transfer of the product to a storage facility the equivalent of shipment, including invoicing and payment. Customers assume the risk of damage or loss during storage.

Transportation Times and Delays

Third party carriers that NuCraft contracts with will make reasonable efforts to accommodate requested delivery times and dates. Scheduled delivery appointments may, however, be delayed for a variety of reasons, including inclement weather, traffic, transportation equipment problems, and delays encountered at other delivery locations along the delivery route. NuCraft does not recommend scheduling activities that depend on the delivery appointment (for example, scheduling furniture installers to install furniture the day of the delivery appointment). NuCraft shall not be liable for any costs incurred as a result of a missed delivery appointment.

Shipment Damage Claims

Legal title to merchandise passes to the buyer upon acceptance by the carrier. Inspect all cartons upon delivery. Details of visible damage should be noted on the delivery receipt. Do not destroy packaging, transport to site, or install product if damage is found upon inspection. Inspection of products should be completed upon delivery to the receiver. If visible damage is apparent, a claim should be filed immediately with NuCraft Customer Service. If visible damage is not apparent, sign the delivery receipt "No visible damage." This will allow recourse for a concealed damage claim. Concealed damage claims must be filed within 15 days of receipt, **prior to transporting or installing any product.**

Do not destroy packing materials until shipment has been inspected. If damage is found, proceed to file a claim with NuCraft Customer Service.

Failure to make any claims against NuCraft within 15 days shall constitute acceptance of the merchandise and a waiver of any defects, errors or shortages discovered upon inspection.

Cancellations

Cancellations must be reviewed by our Customer Service team. Because we build your products to order, orders cannot be cancelled once processing has begun. Processing includes but is not limited to development of shop drawings and other engineering drawings. If cancellation is approved, a processing fee of 20-100% will be assessed based on the status of the order.

Change Order Policy

NuCraft will make every attempt to honor any reasonable change request to product provided that the request is received prior to start of production. Change orders will be accepted only if the request is made in writing and received in time to make the change. NuCraft reserves the right to increase our acknowledged price and ship date if necessary to make the requested changes. Please submit any change order request to our Customer Service team. NuCraft will assess charges to the customer as stipulated in the following:

- Standard Orders: Change orders received prior to production will be charged \$400 net to cover administrative costs.
- Special Orders: Change orders received prior to production will be charged \$400 net to cover administrative costs. There may be additional costs associated with engineering labor required for the change order.
- Change orders received after production must be evaluated by NuCraft. If approved, the charge will be \$400 net plus any restocking charges accumulated. There may be additional costs associated with engineering and/or manufacturing labor, as well as material costs, required for the change order.



Repair Authorization

Prior written approval is required for repairs of merchandise charged to NuCraft. Failure to do so will result in customer funded repairs.

Payment Terms

Deposits are required at the time of order due to the custom nature of our products. See information regarding Cancellations above.

Credit terms are available to qualified customers. Please contact AR@NuCraft.com to start the application process. Note that the credit application process requires a valid sales tax exemption or resale tax certificate, Form W-9, and three current trade references.

Credit Card Payments are accepted via web portal. Please contact AR@NuCraft.com for payment instructions. Note that a 2% convenience fee will be added for using this payment method and no early pay discounts are allowed on credit card payments.

Warranty

NuCraft Furniture is warranted to be free from defects in materials and workmanship for a period of ten years of single shift use. Limitations include:

- Mechanical Devices such as latches, casters, and other moving components are warranted for five years of the date of original delivery.
- Height adjustable components are warranted for two years of the date of original delivery.
- The following are warranted for one year of the date of original delivery:
 - Textiles
 - Electrical Components
 - Refrigeration Units
 - Custom Products not described in NuCraft's Catalogue

This warranty is applicable only if furniture is properly installed and maintained in an office environment. This warranty extends only to products manufactured and sold in North America and only to original purchasers acquiring new NuCraft product through authorized dealers or approved sellers.

During this warranty period, NuCraft's sole obligation is to repair or replace, at NuCraft's discretion, products which prove to be defective during the warranty period.

This warranty does not cover:

- Damage caused by a carrier.
- Damage from user modification, misuse, abuse, accident, or negligence.
- Customer's Own Material (COM) specified by the customer that is not a standard product offering.
- Color, grain, or texture of wood and other covering material.

NuCraft extends no other warranties, expressed or implied, including warranty of merchantability or fitness for a particular purpose. NuCraft shall not be liable for loss of time, inconvenience, commercial loss, incidental or consequential damages.

Environmental Statement

NuCraft is committed to supporting responsible environmental policies and practices in all that we do. We strive for sustainability, weighing our business decisions against the costs to the ecological, social and economic systems they affect.

Our products are manufactured to meet the credit requirements of the U.S. Green Building Council's LEED rating systems in one or more of the following categories:

- Recycled Content
- Certified Wood
- Low-Emitting Materials

Computer Aided Planning

NuCraft products and pricing are available via CET and 2020 Worksheet, an AutoCAD®-based space planning tool.

2020 Worksheet is an integrated software system developed specifically for interior designers and facility planners to enhance workplace performance. This modern suite of applications works together seamlessly, in concert. Navigate catalogs, select products, design in plan view and 3D, assign options, create worksheets and build a project where you want, when you want. Take your pick. It's dynamic and interactive. Design projects are a work in progress. And now you can perform any of the many discrete tasks that go into a project any time, any place.

Product symbols (Revit, 2D and 3D) are available on the NuCraft website at www.nucraft.com/resources/designer-tools/product-symbols.

iSpec®

NuCraft offers a free online product configuration and specification service that saves you time and allows you to be creative while leaving the nuts and bolts to someone else. No specific software is required, nor is there any learning curve. This service applies to all NuCraft products. For additional information, visit www.nucraft.com/resources/designer-tools/ispec.



Surface Materials Palette

We crafted our materials palette using the same demanding standards that distinguish our furniture. Thoughtful design and attention to every detail elevate your possibilities.

Anchored by NuCraft veneers, unrivaled for clarity, quality, and depth of finish, our collection of surface materials comprises a sophisticated set of balanced elements that supports your design vision.

Some elements have their roots in NuCraft's rich heritage. Others are new materials and reflect current trends and taste. Together, they ensure that you're ready for today and positioned well for the future. Beautifully.

Custom Finishes

NuCraft specializes in expert custom finish matching. For a nominal upcharge we can provide custom finishes, and we are frequently asked to match the finishes of other furniture manufacturers. For finishes that appear unusual to match or for customers directly requesting a sample, a finish sample will be sent for approval prior to entering the order.

Custom finishes requiring colored varnishes to create a painted look can only be applied to Maple veneer and require one extra week in addition to the standard lead time. NuCraft's standard black finish (G82) can be applied to all NuCraft standard veneers. Walnut is the standard black veneer. Other species must be specified when ordering.

Clear coat on a special veneer requires an approved sample.

Custom finishes carry a 10% upcharge per item, per finish, capped at \$2,200 List.

Custom finish upcharges are not applied to any item that is not wood. Example: casters, ganging connectors, power options..

Treatments

Note: Default veneer sheen will vary per finish and product. Default finish is bolded on appendix pages vi-viii. If no direction is provided on incoming orders, default sheen will be selected. In addition, default veneer cut is noted in the price list. If no direction is provided on incoming orders, default cut will be selected.

Gloss: Gloss is a durable finish that tends to nicely mask normal wear and leaves wood grain visible to the eye. It achieves a medium gloss open pore appearance (40 – 50 sheen range). Finish numbers preceded by the letter "G" indicate a Gloss finish.

Matte: Like Gloss, Matte is durable, tends to nicely mask normal wear and leaves wood grain visible to the eye. It achieves a low luster, open pore appearance (10 – 20 sheen range). Finish numbers preceded by the letter "M" indicate a Matte finish.

Since each veneer type responds differently to both types of treatment, all will have a distinctive look and feel when finished. For example, a Walnut veneer with a Gloss treatment will remain much more textured than a Cherry veneer with the same treatment.

About the Wood

All NuCraft veneers are carefully selected for uniformity of color and grain. Still, wood is a natural substance and minor variations may occur due to its own uniqueness. Because of this, the furniture you receive may not be an exact match to our samples.

NuCraft takes great pride in our finish color consistency. However, wood is a natural product that will have color variation within a single piece of furniture, as well as from one piece to the next. Other factors also affect color over time, such as exposure to light (both intensity and duration). For example, lighter finishes cause more variation in colors over time.

In cases where a returning customer wants a precise match with existing furniture, we recommend sending a sample of the existing furniture finish. Please contact NuCraft Customer Service to determine an appropriate sample. This will ensure a finish match between old and new orders. This type of order is considered a control sample. There will be a 10% upcharge on an order of this type. Due to natural aging of veneers, natural finishes may vary.

Care and Maintenance of Wood Finishes

Our finish material is a crystal clear, urethane acrylic blend. This type of finish may be repaired in the field by a qualified refinisher.

NuCraft recommends using a damp cloth to clean your fine wood furniture. Always wipe with the grain of the wood. Should your wood furniture require a more thorough cleaning, we recommend using a mild cleaner such as Joy dish soap or Murphy's oil soap, thoroughly diluted in water (one part soap to thirty parts water). Water will not damage NuCraft's finish, but it may leave surface spots when it dries. To avoid this, dry the surface with a soft cloth after it is cleaned. Marks that cannot be removed with the cleaning methods above may be able to be removed using naphtha, a mild degreasing solvent.

Caution: while the use of polishes that contain wax, petroleum solvents or silicones may immediately enhance the "shine" of a product, it may also eventually remove the fine original finish applied in our factory. Silicone on the surface of wood may also make it very difficult to respray or refinish.

All NuCraft furniture is inspected and polished before it leaves our factory. In some instances, the packing materials may imprint on the factory polish. Cleaning and polishing the furniture once it is unpacked will normally restore the furniture to its original beauty.

In some cases, the rubber support feet used on the bottom of common office equipment (teleconferencing phones, laptops, microphones, copiers, etc.) can create unsightly marks in the surface of wood tops, due to oxidation of the lacquer finish. We suggest these machines be placed on a protective type of padding, such as felt.

Wood will fade as a result of exposure to UV light. This is particularly prevalent with light finishes. If color changes due to fading are a concern for your application, the impact can be minimized by selecting medium to dark stains for your wood surfaces. Our top coat includes a UV inhibitor which makes the finishes less prone to fading.



Laminates

Selected Formica®, Nevamar®, and Wilsonart® laminates are available on Training Tables, Conference Tables, Conference Room Furniture and select Occasional Tables. For standard laminate and wood pricing, refer to individual item pricing columns. It is important to note that wood grain laminates are unable to be grain matched over multi-piece table top applications.

Non-Standard Laminates and Linoleums

To order a color other than those on our list (see appendix pages vi-viii), refer to

Nevamar or Formica standard grade, matte texture laminate offerings and Forbo Furniture Linoleums (excluding manufacturers' non-standard matte offering).

Nucraft can support other laminate and linoleum options beyond what can be found as standard options on appendix pages vi-viii. For pricing, please send a request to quotes@nucraft.com.

Care and Maintenance of Laminate and Novawrap

Laminate and Novawrap surfaces may be cleaned with a damp cloth and ordinary soap or non-abrasive household liquid detergent. Dry the surface with a clean cloth or soft paper towel to prevent streaks from appearing.

Care and Maintenance of Metal

Metal surfaces can be wiped with a damp cloth and rubbed dry. A mild non-abrasive household liquid detergent can be used if necessary. Regular maintenance of metal components, including tightening of fasteners and light lubrication of moving parts, will extend the life of your furniture.

Satin Etched Glass

Glass color may vary slightly on multi-piece conference table tops over 180" x 60" when satin etched glass is specified due to the iron content and etching process of the glass.

Care and Maintenance of Glass

Clear or frosted glass may be cleaned with commercial glass cleaner. Be sure to use a lint-free cloth if cleaning the frosted side of the glass.

Stone and Solid Surface Material

Despite its reputation for durability, natural stone can easily be broken during handling and/or installation if proper techniques are not followed. In addition, Nucraft is not responsible for the installation of natural stone or solid surface materials on its products. Therefore, installers specifically trained in the installation of these materials must be utilized to ensure a quality installation. Nucraft shall not be liable for any damages incurred during the handling and/or installation of natural stone or solid surface materials on its products.

Care and Maintenance of Granite

Granite surfaces may be cleaned with a damp cloth and ordinary soap or non-abrasive household liquid detergent. Dry the surface with a clean cloth or soft paper towel to prevent streaks from appearing.

Care and Maintenance of Leather

Genuine leather requires very little care. Nucraft recommends that leather be dusted regularly. If a more thorough cleaning is needed, use lukewarm water and a mild, non-abrasive soap. Generate some lather and lightly rub the surface with cheesecloth. Rinse off any soap film with clean water and towel dry. The leather may dry dull. To restore the leather to a normal gloss, rub it with a clean towel. Never use furniture polish, oil, varnish or ammonia. Saddle soap may be used to prevent the leather from becoming brittle or cracked and to maintain the original supple finish.

Touch Up Finish Kits

Model #	Description	Price
KIT-M	Metal Kit	85
KIT-P	Paint Kit	85
KIT-S	Stain Kit	85

REQUIRED INFORMATION:

(ORDER CANNOT BE ENTERED WITHOUT THIS INFORMATION)

- Kit model number
- Quantity of kits
- Specify finish (See appendix pages vi-viii)

General Information:

- Touch-up kits must be ordered on a purchase order separate from Nucraft product due to Hazmat shipping

Retrofit & Replacements

If needing a partial placement or retrofit solution, please reach out to our quote team. Grain/color matched in a set.

VENEER

STANDARD

Default veneer sheen will vary per finish and were determined by a team of experts who reviewed the colorways to determine if gloss or matte best highlighted the natural characteristics of the species of wood and the color of the stain. Default finish is bolded. If no direction is provided, default sheen will be selected.

	Matte	Gloss
Rift Cut Oak		
Carbon	M03	G03
Flat Cut Oak		
Artisan	M68	G68
Coco	M67	G67
Dove	M66	G66
Dune	M05	G05
Midnight	M69	G69
Portobello	M7413	G7413
Winter	M70	G70
Flaky Oak		
Sahara	M61	G61
Cherry		
Auburn	M93	G93
Cognac	M21	G21
Walnut		
Marron	M35	G35
Mocha	M33	G33
Onyx	M82	G82
Otter	M31	G31
Zinc	M30	G30
Maple		
Natural Maple	M60	G60
Linea		
Euro Birch Linea	M09	G09
Oak Linea	M08	G08
Silver Birch Linea	M10	G10
Walnut Linea	M27	G27
Paldao		
Canyon	M77	G77
Paldao	M76	G76
Thicket	M75	G75

LAMINATE

Coordinating wood finish and edgeband options listed below.

			Solid Edge Band
Solid Laminates			
Formica Brite White	459-58		R01
Formica Dover White	7197-58		R01
Formica Folkstone	927-58		R03
Formica Graphite	837-58		R05
Formica Graystone	464-58		R02
Formica Pearl	934-58		R02
Patterned Laminates			
Nevamar Calm Distinction	VA6001T		R05
Nevamar Cool Chic	VA7002T		R02
Nevamar Easy Elegance	VA5002T		R05
Nevamar Serene Stardom	VA5001T		R05
Wilsonart Sheer Mesh	4876-38		R02
Wilsonart Grey Mesh	4877-38		R02
Wilsonart Pewter Mesh	4878-38		R05
		Wood Finish	Woodgrain Edge Band
Wood Grain Laminates			
Formica Aged Ash	8844-58	M8844	R8844
Formica Blackened Legno	8848-58	M8848	R8848
Formica Bleached Legno	8845-58	M8845	R8845
Formica Chestnut Woodline	5884-58	M5884	R5884
Formica Espresso Pear	5489-58	M5489	R5489
Formica Natural Ash	8843-58	M8843	R8843
Formica Oiled Legno	8846-58	M8846	R8846
Formica Pecan Woodline	5883-58	M5883	R5883
Formica Planked Coffee Oak	7413-58	M7413	F7413
Formica Sand Maple	9237-58	G60	W7909
Formica Smoky Brown Pear	5488-58	M5488	R5488
Formica Thermo Walnut	6402-58	M6402	R6402
Formica Urban Planked Oak	9312-58	M9312	R9312
Formica Weathered Ash	8842-58	M8842	R8842
Formica White Ash	8841-58	M8841	R8841

GLASS

	Satin	Gloss
Satin or Gloss Glass		
Black	BS	-
Clove	VS	VG
Meringue	MS	MG
Moonlight	MLS	MLG
Storm	STS	STG
Quill	QS	QG
White	WS	WG

Note: Due to color variation inherent in the natural acid etching process, Satin Etched Glass is not available on tables longer than 180" or wider than 60".



STONE

Stone orders may affect lead times. Contact Nucraft Customer Service for details.

Stone	Subtop Paint	
Absolute Black Honed Granite	ST01	S8007
Carrara Marble	ST16	S8004

Quartz | Cambria® Signature

Ainsley	STC100	S8004
Armitage	STC101	S44
Avalene	STC192	S8004
Bellingham	STC102	S8004
Berkeley	STC103	S8004
Berwyn	STC104	S8004
Blackbrook	STC105	S44
Bradshaw	STC106	S8004
Bradwell	STC107	S8004
Cambria Black	STC109	S44
Carrick	STC110	S44
Charlestown	STC207	S8004
Charston	STC208	S8004
Clifton	STC112	S8004
Colton	STC113	S8004
Copeland	STC200	S8004
Crowndale	STC114	S8004
Devon	STC115	S44
Dovestone	STC209	S8004
Fairbourne	STC116	S8004
Fieldstone	STC117	S44
Hadley	STC201	S8004
Halewood	STC119	S8004
Hermitage	STC120	S8004
Kendal	STC122	S8004
Laneshaw	STC124	S44
MacBeth	STC202	S8004
Malvern	STC125	S8004
Montgomery	STC128	S8004
New Quay	STC130	S8004
Pendle Hill	STC131	S8004
Praa Sands	STC132	S8004
Ridgegate	STC203	S8004
Rose Bay	STC133	S8004
Sandgate	STC135	S8004
Seacourt	STC204	S8004
Smithfield	STC136	S8004
Sutherland	STC138	S8004
Swanbridge	STC139	S8004
Torquay	STC140	S8004
Trafalgar	STC205	S8004
Travella	STC141	S8004
Weybourne	STC143	S8004
Whitendale	STC206	S8004
Whitney	STC144	S8004
Woodcroft	STC146	S44

Quartz | Cambria® Luxury

Abbey	STC147	S8004
Annaleigh - Luxe	STC193	S8004
Annicca	STC148	S8004
Beckington	STC150	S8004
Bentley	STC151	S8004
Blackpool Matte	STC152	S44
Brighton	STC212	S8004
Brittanica	STC153	S8004
Brittanica Gold Cool	STC154	S8004
Brittanica Gold Warm	STC155	S8004
Brittanica Warm	STC156	S8004
Clovelly	STC158	S8004
Delamere	STC159	S44
Delgatie	STC160	S8004
Ella	STC161	S8004
Everleigh	STC162	S8004
Everleigh Warm	STC191	S8004
Gladstone	STC163	S8004
Golden Dragon	STC164	S44
Hailey	STC165	S8004
Harlow	STC166	S8004
Hemsworth	STC167	S8004
Huntley	STC168	S8004
Inverness Blakeley	STC190	S8004
Inverness Bristol Bay	STC169	S8004
Inverness Bronze	STC170	S8004
Inverness Cobalt	STC171	S8004
Inverness Everleigh	STC172	S8004
Inverness Frost	STC196	S8004
Inverness Gold	STC197	S8004
Inverness Platinum	STC173	S8004
Inverness Swansea	STC174	S8004
Ironsbridge	STC175	S8004
Iverness Frost	STC176	S8004
Iverness Gold	STC177	S8004
Lakedale	STC179	S8004
Mayfair	STC181	S8004
Mersey	STC182	S44
MonTaaj - Luxe & Satin	STC199	S8004
Notting Hill	STC183	S8004
Oakleigh	STC184	S8004
Portrush	STC185	S8004
Queen Anne	STC186	S8006
Remington Brass Satin	STC210	S44
Remington Steel Satin	STC211	S44
Skara Brae	STC187	S8004
Southport	STC188	S8004
White Cliff	STC189	S8004

Quartz | Wilsonart

Carrara Codena	ST21	S8004
Serene	ST17	S8004



SOLID SURFACE

Available on round tables and credenza tops only.

Wilsonart Designer White	ST11
--------------------------	------

METAL

Powder Coat

Aged Bronze	A8010
Black	A44
Burnished	A8009
Cloud	A8004
Foil	A8006
Galaxy	A8007
Moonlight	A87
Satin Bronze	A8011
Shadow	A8005
Storm	A8012

Metal

Polished Chrome	(upcharge applies)	PC
-----------------	--------------------	----

PAINT

Aged Bronze	S8010
Black	S44
Burnished	S88
Cloud	S8004
Foil	S8006
Galaxy	S8007
Moonlight	S87
Satin Bronze	S8011
Shadow	S8005
Storm	S8012

Paint to Match

To request a custom paint color, contact NuCraft Customer Service.
A paint sample must be matched and approved prior to order.

EDGE BAND

Ashen	R04
Parchment	R02
Shale	R05
Stone	R03
Whitecap	R01