

# TWO4SIX<sup>®</sup>

## Planning Guide + Price List

---

### QUICK LINKS

[PLANNING GUIDE](#)

[MEETING TABLES](#)

[MEDIA TABLES](#)

[STANDING HEIGHT  
MEETING TABLES](#)

[HEIGHT ADJUSTABLE  
MEETING TABLES](#)

[POWER AND DATA OPTIONS](#)

[GENERAL INFORMATION](#)

[FINISH INFORMATION](#)

[SURFACE MATERIALS](#)



# TABLE OF CONTENTS

Click the shortcuts below to jump to each section.

|                     |         |
|---------------------|---------|
| General Information | ii-iii  |
| Finish Information  | iv-v    |
| Surface Materials   | vi-viii |

|                        |   |
|------------------------|---|
| Statement of Line      | 3 |
| Specification Overview | 4 |

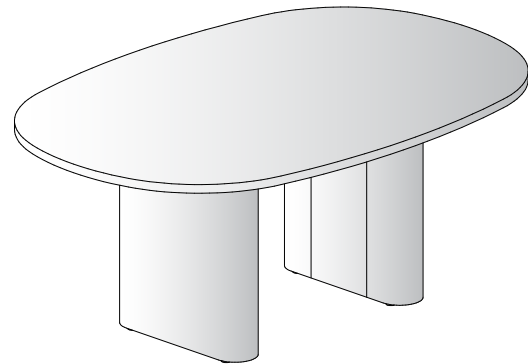

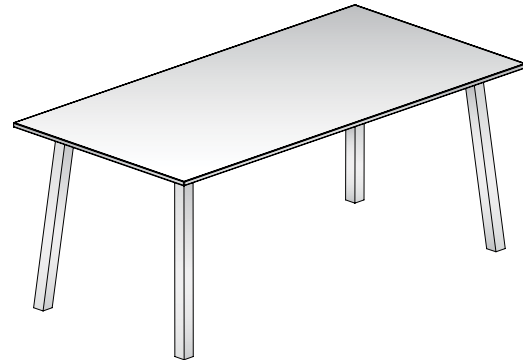
|                                   |       |
|-----------------------------------|-------|
| MEETING TABLES                    |       |
| Round / Square / Soft Square Tops | 45-51 |
| Rectangle / Soft Rectangle Tops   | 52-69 |

|                          |       |
|--------------------------|-------|
| MEDIA TABLES             |       |
| 60" Credenza Base        | 70-75 |
| 72" Credenza Base        | 76-81 |
| Wall-Mounted - Slab Base | 82-93 |

|                                 |        |
|---------------------------------|--------|
| STANDING HEIGHT MEETING TABLES  |        |
| Rectangle / Soft Rectangle Tops | 94-111 |

|                        |         |
|------------------------|---------|
| POWER AND DATA OPTIONS | 112-122 |
|------------------------|---------|

|         |     |
|---------|-----|
| CONSOLE | 123 |
|---------|-----|





# STATEMENT OF LINE

## MEETING TABLES

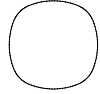
Pages 45-69



Round



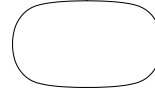
Square



Soft Square




Rectangle



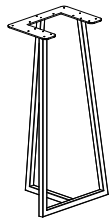
Soft Rectangle

## RECTANGLE AND SOFT RECTANGLE BASES

Pages 52-69



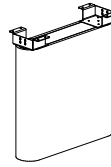
Open Frame



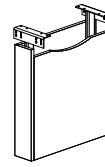
Open Frame Standing



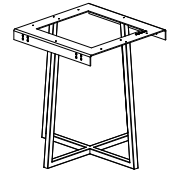
Post Leg



Racetrack Base



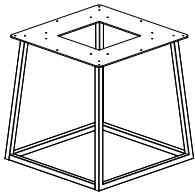
Rectangle Center Base



X Center Base

## ROUND, SQUARE AND SOFT SQUARE BASES

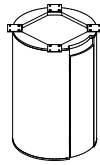
Page 45-51



Open Frame Square



Post Leg



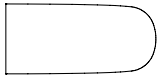
Cylinder Base



# STATEMENT OF LINE

## MEDIA TABLES

Pages 70-93

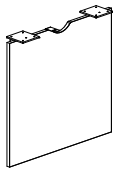


D-Shape

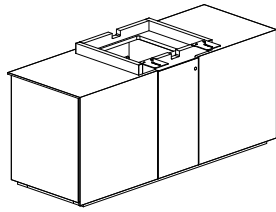
## WALL-MOUNTED BASES

Pages 70-93

### FLAT END OF TABLE

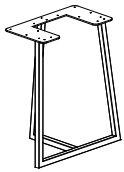


Slab

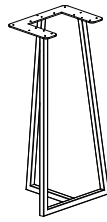


Credenza

### RADIUS END OF TABLE



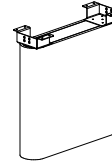
Open Frame Seated



Open Frame Standing



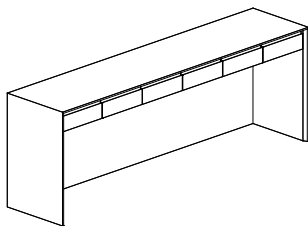
Post Leg



Racetrack Base

## CONSOLE

Page 123





# SPECIFICATION OVERVIEW

---

## 1. Select the Table Type

Options include Meeting Tables, Standing Height Meeting Tables, and Wall-mounted Media Tables.

## 2. Select the Top Surface Material

Choose between standard veneer with hardwood edge, inset laminate with hardwood edge, laminate with cutback edge, laminate with square edge, glass, solid surface or stone/quartz.

## 3. Select the Top Size and Shape

Two4Six tables are available in round, square, soft square, rectangle, soft rectangle, and D-shape. Sizes range from 30" - to 72"-wide and from 48" - to 240"-long.

## 4. Select the Base Style and Finish

Two4Six tables are available with Metal Post Legs, Open Frame, and Racetrack base styles, as well as a Height Adjustable base option. Metal Post Leg and Open Frame bases are offered with powder coated paint or polished chrome finishes. In addition, the Metal Post Leg is available with a clear anodized finish. The Racetrack base is offered in laminate, painted, or veneer. Media Tables include a Slab base (available in both painted and veneered surfaces) or a Credenza base (available in veneer only). Height adjustable Racetrack base also offered on Media Table.

## 5. Select the Power/AV Option (if desired)

Options for power and AV connectivity include:

- Table Top: Tech Node, Power Cap or Power Matrix (Small or Medium)
- Sub-Top: Power Rail




# MEETING TABLES

Meeting tables are offered in round, square, soft square, rectangle and soft rectangle shapes at a seated height (29.5"). A standing height (42") option is also available for rectangle and soft rectangle tables. Meeting table base options include 2"-square Metal Post Legs, an Open Frame base (made from 1.25" square metal tube), Racetrack base, and Cylinder base (for round tables only).

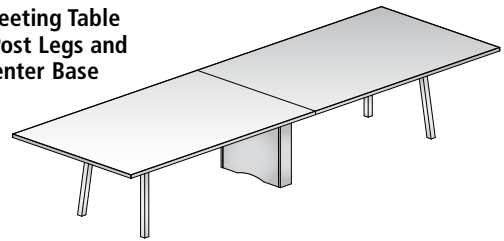
| BASE MATERIAL OPTIONS |        |         |          |             |                 |                |
|-----------------------|--------|---------|----------|-------------|-----------------|----------------|
|                       | VENEER | PAINTED | LAMINATE | POWDER COAT | POLISHED CHROME | CLEAR ANODIZED |
| Racetrack             | X      | X       | X        |             |                 |                |
| 2" Post Metal Leg     |        |         |          | X           | X               | X              |
| Open Frame            |        |         |          | X           | X               |                |
| TABLES 156" & LONGER  |        |         |          |             |                 |                |
| Rectangle Center      | X      | X       |          |             |                 |                |
| X Center              |        |         |          | X           | X               |                |
| MEDIA TABLES ONLY     |        |         |          |             |                 |                |
| Wall-mounted Slab     | X      | X       |          |             |                 |                |
| Credenza              | X      |         |          |             |                 |                |
| Rectangle Base        | X      | X       | X        |             |                 |                |
| ROUND TABLES ONLY     |        |         |          |             |                 |                |
| Cylinder              | X      | X       |          |             |                 |                |

| TOP MATERIAL OPTIONS        |        |                      |       |               |       |
|-----------------------------|--------|----------------------|-------|---------------|-------|
|                             | VENEER | LAMINATE (ALL EDGES) | GLASS | SOLID SURFACE | STONE |
| Round, Square & Soft Square | X      | X                    | X     | X             | X     |
| Rectangle & Soft Rectangle  | X      | X                    | X     | X             |       |
| D-Shape                     | X      | X                    | X     | X             |       |

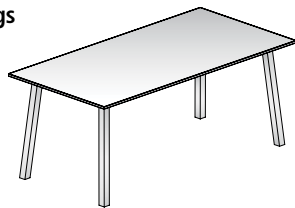
**Soft Rectangle Meeting Table with Open Frame Base**



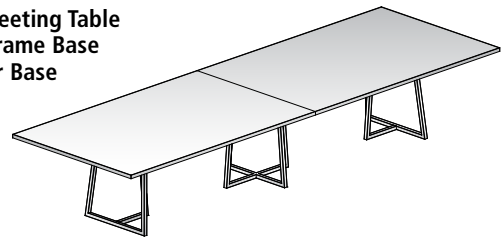
**Rectangle Meeting Table with Metal Post Legs and Rectangle Center Base**



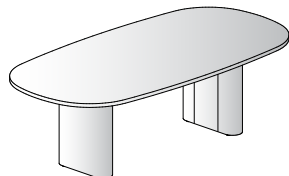
**Rectangle Meeting Table with Metal Post Legs**



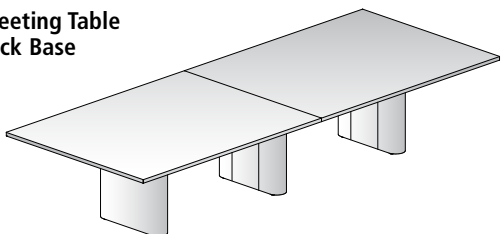
**Rectangle Meeting Table with Open Frame Base and X Center Base**



**Soft Rectangle Meeting Table with Racetrack Base**



**Rectangle Meeting Table with Racetrack Base**





# WALL-MOUNTED MEDIA TABLES

There are two options for Media Tables: wall-mounted and freestanding. Both styles are available with a variety of base options.

Wall-mounted media tables are available in seated and standing heights and require an architectural wall on which to be mounted.

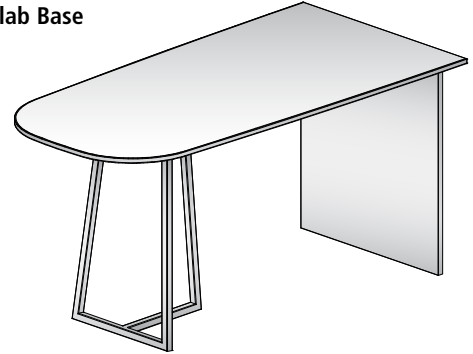
The flat end of the table offers a Slab base available in seated and standing heights. Credenza base is available in seated height and has two case sizes, 60" and 72". In addition, credenza base offers optional pullout waste/recycle bins, equipment rack available on 72", and video conferencing shelf.

On the radius end of the table, options include, 2"- square Metal Post Legs available in seated and standing height, Open Frame base available in seated and standing height or a Racetrack base available in seated and standing heights.

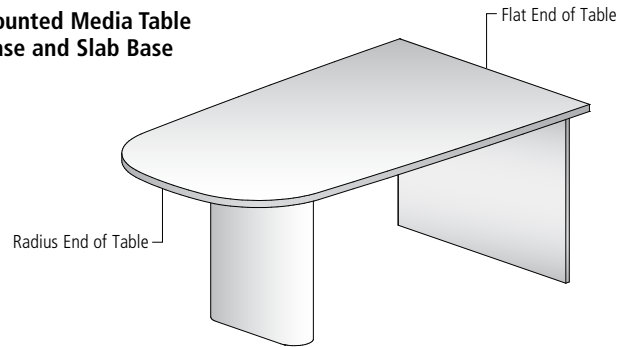
Wall mounted media tables offer optional Monitor Panel. Please see pricing section for more detail.

Please see finish matrix for finishing information on page 6.

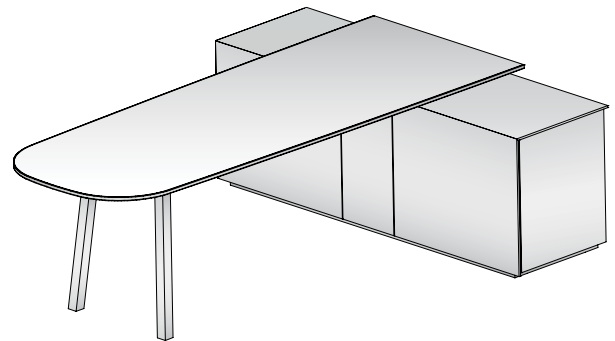
**D-Shape Wall-mounted Media Table with Open Frame Base and Slab Base**



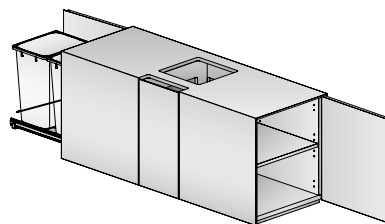
**D-Shape Wall-mounted Media Table with Racetrack Base and Slab Base**



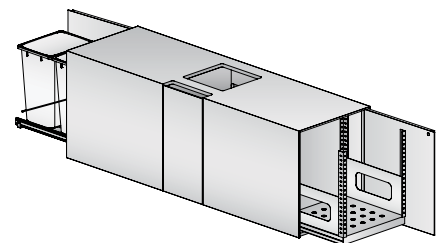
**D-Shape Media Table with Credenza Base**



**Optional Pull-Out Waste/Recycle Bins**



**Optional Pull-Out Equipment Rack**




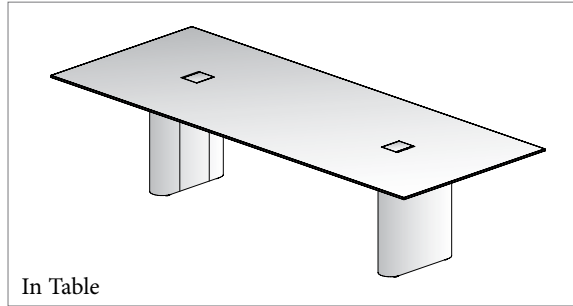



# TABLE TOP POWER OPTION: POWER MATRIX


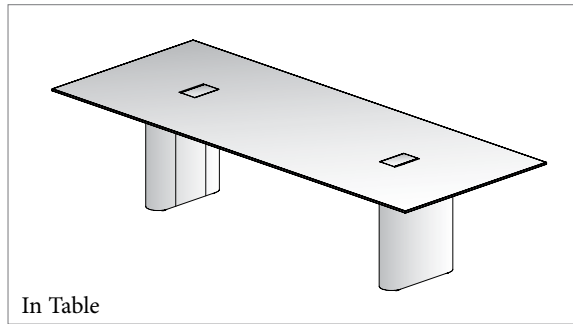

Available in a variety of sizes, styles and connectivity options, Power Matrix is Nucraft's most versatile power option. Power Matrix incorporates a broad array of scalable features and is available across multiple product lines, making it the "go to" solution for power and AV connectivity needs.

Offered in a Small and Medium size, Power Matrix can handle any power and AV connectivity need, from the simplest to the most demanding.

## Small



## Medium





# TABLE TOP POWER OPTION: POWER MATRIX

Power Matrix is filled with a broad array of high performance features and refined aesthetic elements.

## POWER

Power Matrix features simplex receptacles for power connectivity, the quantity of which is pre-determined based on the size of the unit. An optional USB-A+C charger can also be specified in place of one of the simplex receptacles when desired. Corded or hardwired infeed options add flexibility.

## DATA/AV FACEPLATES

Power Matrix accommodates Modular AV Inserts/Plates for unparalleled flexibility in data and AV connectivity.

## DESIGN

Power Matrix units feature a clear anodized aluminum body and a bezel-free flush mount design on wood tables for an elegant appearance. Laminate, glass or stone/quartz table tops include a bezel, available in powder coat, polished chrome or clear anodized finish options.

## PERFORMANCE

Friction hinges ensure smooth travel through the door's range of motion and can hold the door in any position. Hidden door stops maintain the minimalist aesthetic. Cable storage is both concealed and ample.

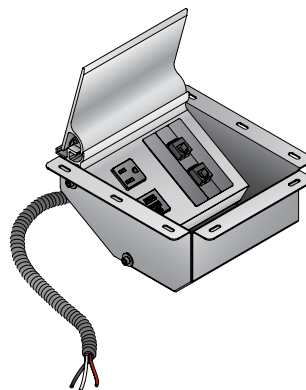
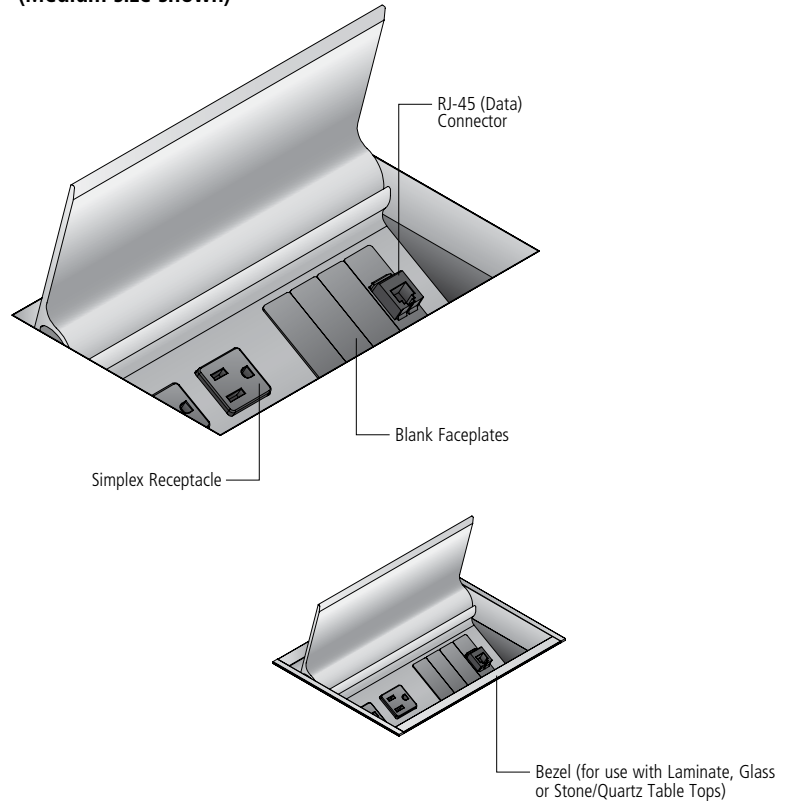
## DOORS

Power Matrix is offered in multiple door material options, including metal, glass and grain-matched wood cut from the same table top.

## FIELD-WIRED

Some local electrical codes may require field-wiring during installation. In such instances, a Field-Wired option may be specified. In this configuration, each Power Matrix unit will be supplied with a 6' flexible metal conduit with hot, ground and neutral wires.

(Medium size shown)





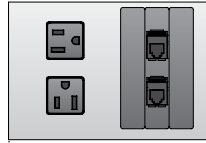
# TABLE TOP POWER OPTION: POWER MATRIX

## STANDARD CONFIGURATIONS

Power Matrix is available in two sizes for Two4Six, each with a pre-determined quantity of simplex outlets and AV faceplates. With each size, an optional 2 amp USB-A+C charger (1 amp per port) replaces one of the simplex outlets.

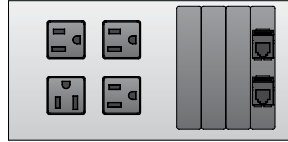
### Small

- Single door design
- 5.375" x 6" cutout
- Two simplex outlets
- Three AV faceplates. Standard configuration includes two blank faceplates & one faceplate with two RJ-45 (data) connectors.



### Medium

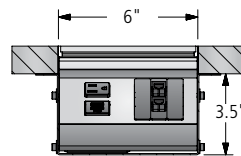
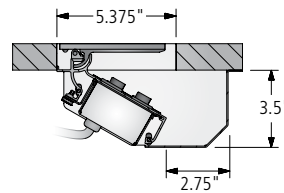
- Single door design
- 5.375" x 8.25" cutout
- Four simplex outlets
- Four AV faceplates. Standard configuration includes three blank faceplates & one faceplate with two RJ-45 (data) connectors.



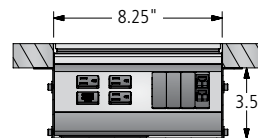
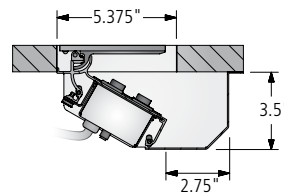
## DIMENSIONS

Each Power Matrix unit includes a low-profile pan beneath the work surface to conceal the unit and provide ample storage capacity for excess cables. The size of the cutout in the table top varies with each size of Power Matrix unit.

### Small



### Medium





# TABLE TOP POWER OPTION: POWER MATRIX

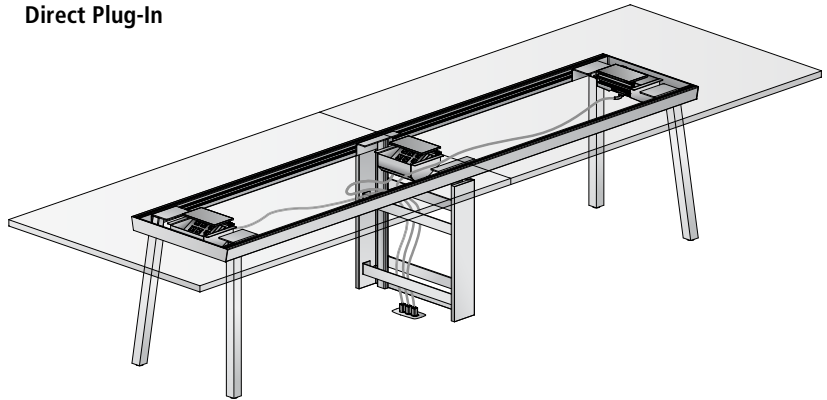
## POWER PLANNING

Power Matrix is available with two options for connection with building power:

### DIRECT PLUG-IN

The 15-amp power cord from each Power Matrix unit is plugged into a floor monument. The floor monument must have at least one power outlet per small or medium Power Matrix unit in the table (e.g., a table with four small or medium Power Matrix units would need four power outlets in the floor monument).

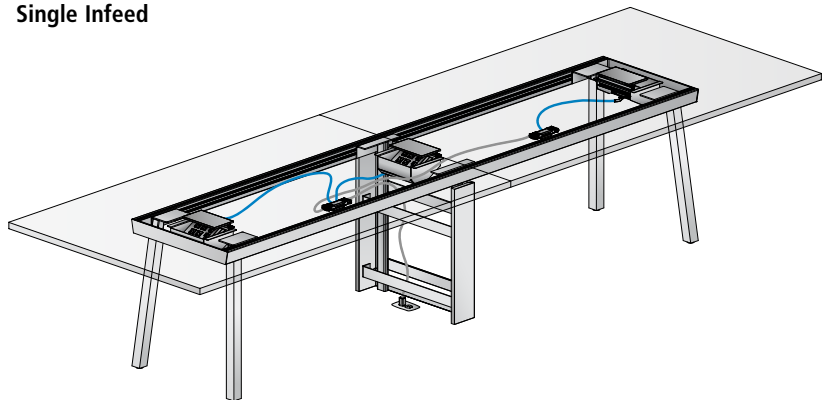
Direct Plug-In



### SINGLE INFEED

Each Power Matrix unit is plugged into a two-circuit modular electrical system in the table from which a single connection is made to a floor monument. This connection can be either hardwired (to utilize both of the circuits in the modular electrical system) or corded (which requires a 20-amp power outlet in the floor monument and reduces the modular electrical system in the table to a single circuit).

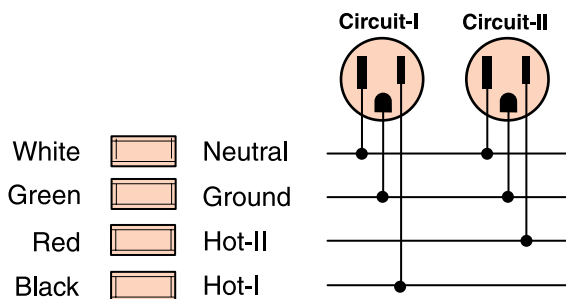
Single Infeed



### Two-Circuit Modular Electrical System

- 4-wire, 20-amp, 2-circuit modular electrical system
- Only present on tables specified with the Single In-Feed option
- Hardwire or corded (20-amp) in-feed options. A licensed electrician is required to complete hardwire connections to building's power source.
- Neutral (white) wires are 10 gauge, hot and ground wires are 12 gauge
- All electrical components satisfy National Electrical Code (NEC) requirements and are UL listed

### Electrical Diagram — Hardwire Power Infeed Only





# TABLE TOP POWER OPTION: POWER MATRIX

## LOCATION CODES

Power Matrix is offered in a variety of locations and quantities per table size, offering a broad range of performance and pricing options.

| POWER MATRIX SMALL | POWER MATRIX MEDIUM | LOCATION                           | QUANTITY OF UNITS TO ORDER |
|--------------------|---------------------|------------------------------------|----------------------------|
| PS-1               | PM-1                | One at center                      | 1                          |
| PS-1W              | PM-1W               | One at wall end (Media Table only) | 1                          |
| PS-2*              | PM-2*               | One at each end                    | 2                          |
| PS-3*              | PM-3*               | One at center and one at each end  | 3                          |
| PS-4*              | PM-4*               | Four equally spaced                | 4                          |

\*Not offered on Media Tables and Standing Height Tables

## DOOR MATERIAL AND LOCATION AVAILABILITY BY TABLE SIZE

W = Wood Door      G = Glass Door      M = Metal Door

| Length | Top Sections | Power Matrix Small |                    |       |       |       | Power Matrix Medium |                    |       |       |       |
|--------|--------------|--------------------|--------------------|-------|-------|-------|---------------------|--------------------|-------|-------|-------|
|        |              | PS-1               | PS-1W <sup>†</sup> | PS-2* | PS-3* | PS-4* | PM-1                | PM-1W <sup>†</sup> | PM-2* | PM-3* | PM-4* |
| 48     | 1            | W/G/M              | -                  | -     | -     | -     | -                   | -                  | -     | -     | -     |
| 54     | 1            | W/G/M              | -                  | -     | -     | -     | -                   | -                  | -     | -     | -     |
| 60     | 1            | W/G/M              | W/G/M              | -     | -     | -     | -                   | W/G/M              | -     | -     | -     |
| 66     | 1            | W/G/M              | W/G/M              | -     | -     | -     | W/G/M               | W/G/M              | -     | -     | -     |
| 72     | 1            | W/G/M              | W/G/M              | -     | -     | -     | W/G/M               | W/G/M              | -     | -     | -     |
| 84     | 1            | W/G/M              | W/G/M              | -     | -     | -     | W/G/M               | W/G/M              | -     | -     | -     |
| 90     | 1            | W/G/M              | W/G/M              | -     | -     | -     | W/G/M               | W/G/M              | -     | -     | -     |
| 96     | 1            | W/G/M              | W/G/M              | -     | -     | -     | W/G/M               | W/G/M              | -     | -     | -     |
| 102    | 1            | W/G/M              | -                  | W/G/M | W/G/M | -     | W/G/M               | -                  | W/G/M | W/G/M | -     |
| 102    | 2            | -                  | -                  | W/G/M | -     | -     | -                   | -                  | W/G/M | -     | -     |
| 108    | 1            | W/G/M              | -                  | W/G/M | W/G/M | -     | W/G/M               | -                  | W/G/M | W/G/M | -     |
| 108    | 2            | -                  | -                  | W/G/M | -     | -     | -                   | -                  | W/G/M | -     | -     |
| 114    | 1            | W/G/M              | -                  | W/G/M | W/G/M | -     | W/G/M               | -                  | W/G/M | W/G/M | -     |
| 114    | 2            | -                  | -                  | W/G/M | -     | -     | -                   | -                  | W/G/M | -     | -     |
| 120    | 1            | W/G/M              | -                  | W/G/M | W/G/M | -     | W/G/M               | -                  | W/G/M | W/G/M | -     |
| 120    | 2            | -                  | -                  | W/G/M | -     | -     | -                   | -                  | W/G/M | -     | -     |
| 132    | 2            | -                  | -                  | W/G/M | -     | W/G/M | -                   | -                  | W/G/M | -     | W/G/M |
| 144    | 2            | -                  | -                  | W/G/M | -     | W/G/M | -                   | -                  | W/G/M | -     | W/G/M |
| 156    | 2            | -                  | -                  | W/G/M | -     | W/G/M | -                   | -                  | W/G/M | -     | W/G/M |
| 168    | 2            | -                  | -                  | W/G/M | -     | W/G/M | -                   | -                  | W/G/M | -     | W/G/M |
| 180    | 2            | -                  | -                  | W/G/M | -     | W/G/M | -                   | -                  | W/G/M | -     | W/G/M |
| 192    | 2            | -                  | -                  | W/G/M | -     | W/G/M | -                   | -                  | W/G/M | -     | W/G/M |
| 192    | 4            | -                  | -                  | W/G/M | -     | W/G/M | -                   | -                  | W/G/M | -     | W/G/M |
| 204    | 2            | -                  | -                  | W/G/M | -     | W/G/M | -                   | -                  | W/G/M | -     | W/G/M |
| 204    | 4            | -                  | -                  | W/G/M | -     | W/G/M | -                   | -                  | W/G/M | -     | W/G/M |
| 216    | 2            | -                  | -                  | W/G/M | -     | W/G/M | -                   | -                  | W/G/M | -     | W/G/M |
| 216    | 4            | -                  | -                  | W/G/M | -     | W/G/M | -                   | -                  | W/G/M | -     | W/G/M |
| 228    | 2            | -                  | -                  | W/G/M | -     | W/G/M | -                   | -                  | W/G/M | -     | W/G/M |
| 228    | 4            | -                  | -                  | W/G/M | -     | W/G/M | -                   | -                  | W/G/M | -     | W/G/M |
| 240    | 2            | -                  | -                  | W/G/M | -     | W/G/M | -                   | -                  | W/G/M | -     | W/G/M |
| 240    | 4            | -                  | -                  | W/G/M | -     | W/G/M | -                   | -                  | W/G/M | -     | W/G/M |

<sup>†</sup>Available on Media Tables only

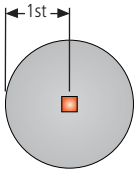
\*Not offered on Media Tables or Standing Height Tables



# TABLE TOP POWER OPTION: POWER MATRIX

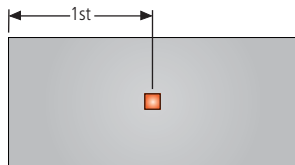
## POWER MATRIX SMALL OR MEDIUM LOCATION OPTIONS

Please Note: For floor core placement, please reference base location information on pages 37-44.



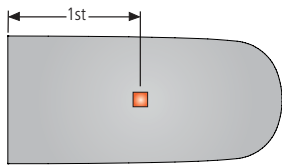
PS-1 or PM-1

| PS-1 or PM-1 |                        |
|--------------|------------------------|
| Diameter     | Center of Power Matrix |
| 48           | 24                     |
| 54           | 27                     |
| 60           | 30                     |



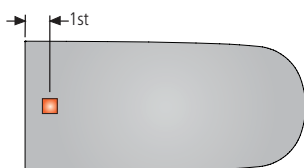
PS-1 or PM-1

| PS-1 or PM-1 |                        |
|--------------|------------------------|
| Length       | Center of Power Matrix |
| 60           | 30                     |
| 66           | 33                     |
| 72           | 36                     |
| 84           | 42                     |
| 90           | 45                     |
| 96           | 48                     |
| 102          | 51                     |
| 108          | 54                     |
| 114          | 57                     |
| 120          | 60                     |



PS-1 or PM-1

| PS-1 or PM-1 |                        |
|--------------|------------------------|
| Length       | Center of Power Matrix |
| 60           | 30                     |
| 66           | 33                     |
| 72           | 36                     |
| 78           | 39                     |
| 84           | 42                     |
| 90           | 45                     |
| 96           | 48                     |



PS-1W or PM-1W\*

\*Available on Media Tables only

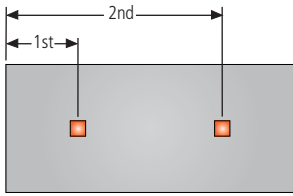
| PS-1W or PM-1W* |                        |
|-----------------|------------------------|
| Length          | Center of Power Matrix |
| 60              | 7.5                    |
| 66              | 7.5                    |
| 72              | 7.5                    |
| 78              | 7.5                    |
| 84              | 7.5                    |
| 90              | 7.5                    |
| 96              | 7.5                    |



# TABLE TOP POWER OPTION: POWER MATRIX

## POWER MATRIX SMALL OR MEDIUM LOCATION OPTIONS

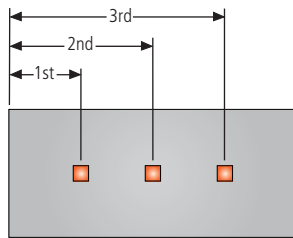
**Please Note:** For floor core placement, please reference base location information on pages 37-44.



PS-2 or PM-2\*

\*Not offered on Media Tables or Standing Height Tables

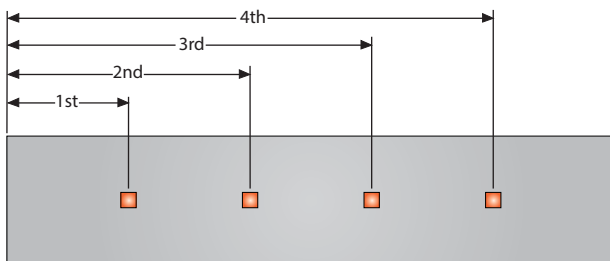
| PS-2 or PM-2* |                            |                            |
|---------------|----------------------------|----------------------------|
| Length        | Center of 1st Power Matrix | Center of 2nd Power Matrix |
| 102           | 26                         | 76                         |
| 108           | 26                         | 82                         |
| 114           | 26                         | 88                         |
| 120           | 26                         | 94                         |
| 132           | 26                         | 106                        |
| 144           | 26                         | 118                        |
| 156           | 26                         | 130                        |
| 168           | 26                         | 142                        |
| 180           | 26                         | 154                        |
| 192           | 26                         | 166                        |
| 204           | 26                         | 178                        |
| 216           | 26                         | 190                        |
| 228           | 26                         | 202                        |
| 240           | 26                         | 214                        |



PS-3 or PM-3\*

\*Not offered on Media Tables or Standing Height Tables

| PS-3 or PM-3* |                            |                            |                            |
|---------------|----------------------------|----------------------------|----------------------------|
| Length        | Center of 1st Power Matrix | Center of 2nd Power Matrix | Center of 3rd Power Matrix |
| 102           | 26                         | 51                         | 76                         |
| 108           | 26                         | 54                         | 82                         |
| 114           | 26                         | 57                         | 88                         |
| 120           | 26                         | 60                         | 94                         |



PS-4 or PM-4\*

\*Not offered on Media Tables or Standing Height Tables

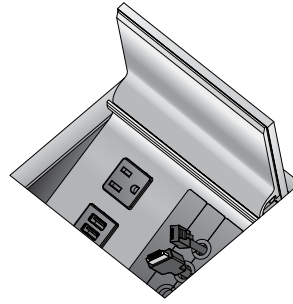
| PS-4 or PM-4* |                            |                            |                            |                            |
|---------------|----------------------------|----------------------------|----------------------------|----------------------------|
| Length        | Center of 1st Power Matrix | Center of 2nd Power Matrix | Center of 3rd Power Matrix | Center of 4th Power Matrix |
| 132           | 26                         | 53                         | 79                         | 106                        |
| 144           | 26                         | 57                         | 87                         | 118                        |
| 156           | 26                         | 61                         | 95                         | 130                        |
| 168           | 26                         | 65                         | 103                        | 142                        |
| 180           | 26                         | 69                         | 111                        | 154                        |
| 192           | 26                         | 73                         | 119                        | 166                        |
| 204           | 26                         | 77                         | 127                        | 178                        |
| 216           | 26                         | 81                         | 135                        | 190                        |
| 228           | 26                         | 85                         | 143                        | 202                        |
| 240           | 26                         | 89                         | 151                        | 214                        |



# RETRACTORS FOR POWER MATRIX

## RETRACTORS

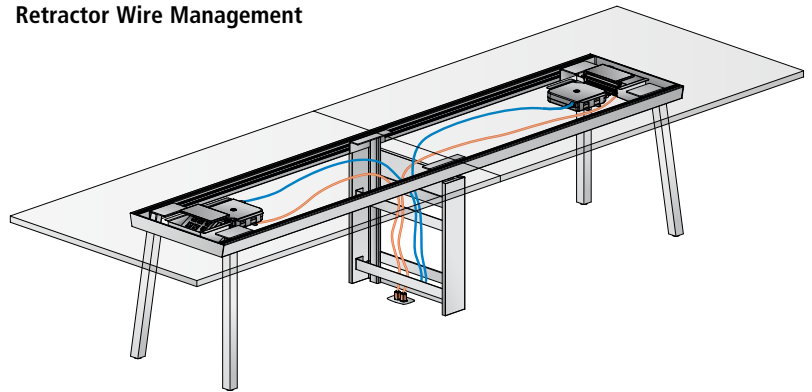
Cable retractors, for use with Power Matrix Small and Medium only, mount directly to the underside of conference room tables using the included mounting bracket. Loaded with 12' of cable that extends out 5' from the retractor. Retractors have a female input from the building infrastructure and a male connector on the output side. Not available on square, round or soft square tables.



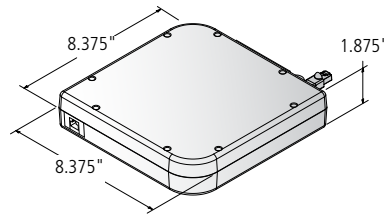
### RETRACTOR AVAILABILITY ON TWO4SIX TABLES X = AVAILABLE AS STANDARD

| Length | PS-1/<br>PM-1 | PS-2/<br>PM-2 | PS-3/<br>PM-3 | PS-4/<br>PM-4 |
|--------|---------------|---------------|---------------|---------------|
| 72     | X             |               |               |               |
| 78     | X             |               |               |               |
| 84     | X             |               |               |               |
| 90     | X             |               |               |               |
| 96     | X             |               |               |               |
| 102    | X             | X             |               |               |
| 108    | X             | X             |               |               |
| 114    | X             | X             | X             |               |
| 120    | X             | X             | X             |               |
| 132    |               | X             |               |               |
| 144    |               | X             |               | X             |
| 156    |               | X             |               | X             |
| 168    |               | X             |               | X             |
| 180    |               | X             |               | X             |
| 192    |               | X             |               | X             |
| 204    |               | X             |               | X             |
| 216    |               | X             |               | X             |
| 228    |               | X             |               | X             |
| 240    |               | X             |               | X             |

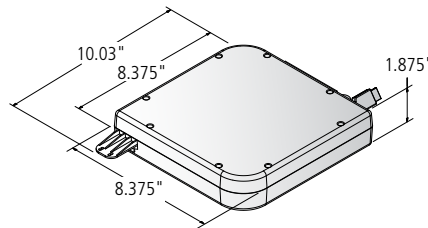
### Retractor Wire Management



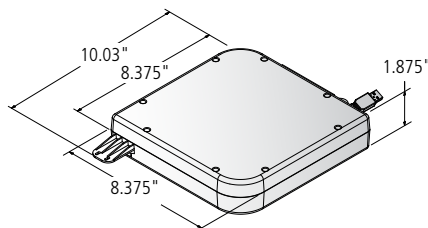
### CAT6 Retractor



### HDMI Retractor



### Data USB Retractor





# TABLE TOP POWER OPTION: POWER CAP

## POWER CAP

Power Cap offers low profile yet robust power and data connectivity on the table surface. Power Cap is available in two sizes: Four Port and Two Port.

Four Port Power Cap configuration options:

- Two simplex receptacles and two USB-A+C chargers (Default Configuration)
- One simplex receptacle, one USB-A+C charger, and two blank Modular AV Inserts/Plates
- Two simplex receptacles and two blank Modular AV Inserts/Plates

Two Port Power Cap configuration options:

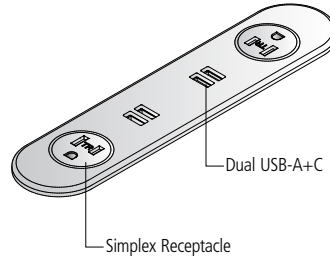
- One simplex receptacle and one USB-A+C charger (Default Configuration)
- Two simplex receptacles

Intended for high use and quick access, Power Cap's low-profile aesthetic is non-lidded for ample space for plug heads of all sizes. The Power Cap metal faceplate is available in powder coat and polished chrome finish.

## DIMENSIONS

- Four Port Power Cap: 2" x 9"
- Two Port Power Cap: 2" x 5.5"
- Power Caps are 3/16" in height



Four Port Power Cap



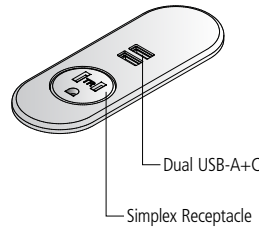
Four Port Default Configuration



Four Port Optional Configurations



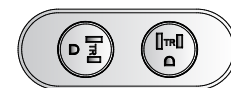
Two Port Power Cap



Two Port Default Configuration



Two Port Optional Configuration





# TABLE TOP POWER OPTION: POWER CAP

## POWER CAP FOR ROUND, SQUARE AND SOFT SQUARE TABLES

For round, square and soft square Meeting tables, Power Cap is available in the corresponding shape.

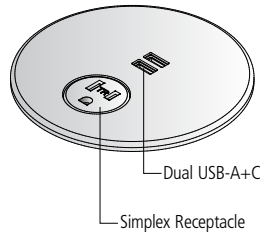
Two Port Power Cap configuration options:

- One simplex receptacle and one USB-A+C charger (Default Configuration)
- Two simplex receptacles

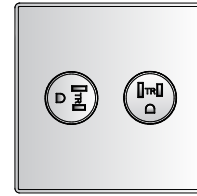
### DIMENSIONS

- Two Port Round Power Cap: 5" x 5"
- Two Port Square Power Cap: 5" x 5"
- Two Port Soft Square Power Cap: 5" x 5"
- Power Caps are 3/16" in height

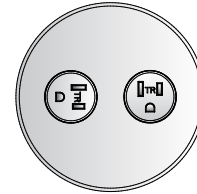
Two Port Power Cap for Round Tables



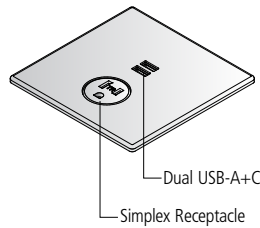
Two Port Round Default Configuration



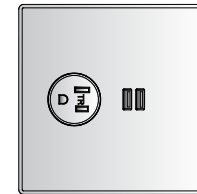
Two Port Round Optional Configuration



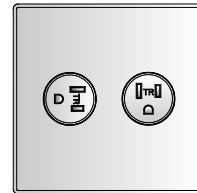
Two Port Power Cap for Square Tables



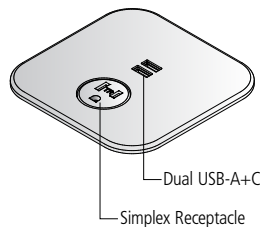
Two Port Square Default Configuration



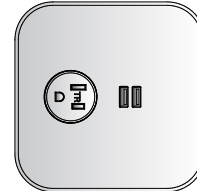
Two Port Square Optional Configuration



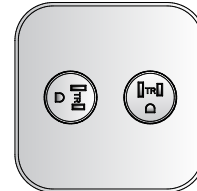
Two Port Power Cap for Soft Square Tables



Two Port Soft Square Default Configuration



Two Port Soft Square Optional Configuration





# TABLE TOP POWER OPTION: POWER CAP

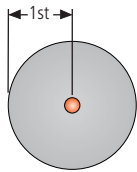
## LOCATION CODES

Power Cap is offered in a variety of locations and quantities per table size, offering a broad range of performance and pricing options.

| POWER CAP | DESCRIPTION  | LOCATION                            | QUANTITY OF UNITS TO ORDER |
|-----------|--|-------------------------------------|----------------------------|
| CP4-1     | Power Cap 4 Port Racetrack Shape                             | One at Center                       | 1                          |
| CP4-1W    | Power Cap 4 Port Racetrack Shape (Media Table)               | One at End (Media Table Only)       | 1                          |
| CP4-2     | Power Cap 4 Port Racetrack Shape                             | One at Each End                     | 2                          |
| CP4-3     | Power Cap 4 Port Racetrack Shape                             | 3 Equally Spaced (starting at 96")  | 3                          |
| CP4-4     | Power Cap 4 Port Racetrack Shape                             | 4 Equally Spaced (starting at 132") | 4                          |
| CP2-1     | Power Cap 2 Port Racetrack Shape                             | One at Center                       | 1                          |
| CP2-1W    | Power Cap 2 Port Racetrack Shape (Media Table)               | One at End (Media Table Only)       | 1                          |
| CP2-2     | Power Cap 2 Port Racetrack Shape                             | One at Each End                     | 2                          |
| CP2-3     | Power Cap 2 Port Racetrack Shape                             | 3 Equally Spaced (starting at 96")  | 3                          |
| CP2-4     | Power Cap 2 Port Racetrack Shape                             | 4 Equally Spaced (starting at 132") | 4                          |
| CPS2-1    | Power Cap 2 Port Soft Square Shape (Soft Square Tables only) | One at Center                       | 1                          |
| CPR2-1    | Power Cap 2 Port Round Shape (Round Tables Only)             | One at Center                       | 1                          |
| CPQ2-1    | Power Cap 2 Port Square Shape (Square Tables Only)           | One at Center                       | 1                          |

## POWER CAP LOCATION OPTIONS

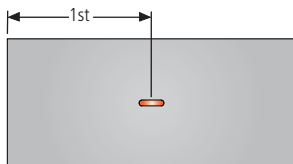
Please Note: For floor core placement, please reference base location information on pages 37-44.



CPS2-1, CPR2-1 or CPQ2-1

### CPS2-1, CPR2-1 or CPQ2-1

| Diameter | Center of Power Cap |
|----------|---------------------|
| 48       | 24                  |
| 54       | 27                  |
| 60       | 30                  |



CP4-1 or CP2-1

### CP4-1 or CP2-1

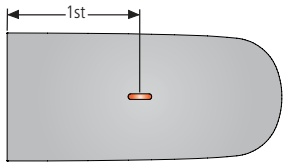
| Length | Center of Power Cap |
|--------|---------------------|
| 60     | 30                  |
| 66     | 33                  |
| 72     | 36                  |
| 84     | 42                  |
| 90     | 45                  |
| 96     | 48                  |
| 102    | 51                  |
| 108    | 54                  |
| 114    | 57                  |
| 120    | 60                  |



# TABLE TOP POWER OPTION: POWER CAP

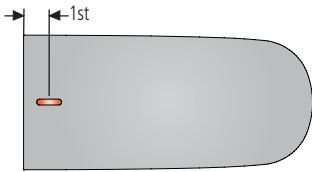
## POWER CAP LOCATION OPTIONS

Please Note: For floor core placement, please reference base location information on pages 37-44.



CP4-1 or CP2-1

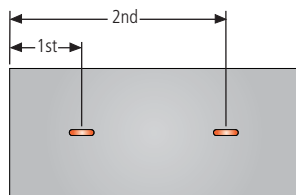
| CP4-1 or CP2-1 |                     |
|----------------|---------------------|
| Length         | Center of Power Cap |
| 60             | 30                  |
| 66             | 33                  |
| 72             | 36                  |
| 78             | 39                  |
| 84             | 42                  |
| 90             | 45                  |
| 96             | 48                  |



CP4-1W or CP2-1W\*

\*Available on Media Tables only

| CP4-1W or CP2-1W* |                     |
|-------------------|---------------------|
| Length            | Center of Power Cap |
| 60                | 7.5                 |
| 66                | 7.5                 |
| 72                | 7.5                 |
| 78                | 7.5                 |
| 84                | 7.5                 |
| 90                | 7.5                 |
| 96                | 7.5                 |



CP4-2 or CP2-2\*

\*Not offered on Media Tables or Standing Height Tables

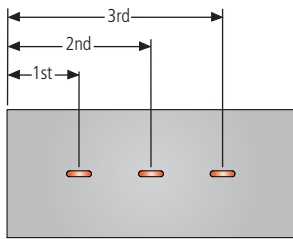
| CP4-2 or CP2-2* |                         |                         |
|-----------------|-------------------------|-------------------------|
| Length          | Center of 1st Power Cap | Center of 2nd Power Cap |
| 102             | 26                      | 76                      |
| 108             | 26                      | 82                      |
| 114             | 26                      | 88                      |
| 120             | 26                      | 94                      |
| 132             | 26                      | 106                     |
| 144             | 26                      | 118                     |
| 156             | 26                      | 130                     |
| 168             | 26                      | 142                     |
| 180             | 26                      | 154                     |
| 192             | 26                      | 166                     |
| 204             | 26                      | 178                     |
| 216             | 26                      | 190                     |
| 228             | 26                      | 202                     |
| 240             | 26                      | 214                     |



# TABLE TOP POWER OPTION: POWER CAP

## POWER CAP LOCATION OPTIONS

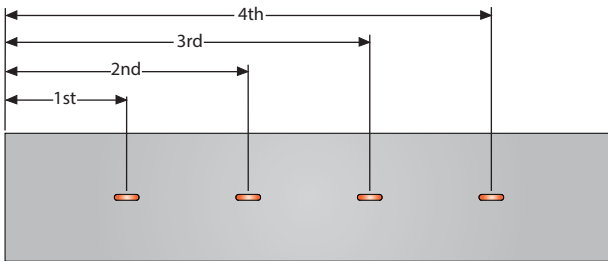
**Please Note:** For floor core placement, please reference base location information on pages 37-44.



CP4-3 or CP2-3\*

\*Not offered on Media Tables or Standing Height Tables

| CP4-3 or CP2-3* |                         |                         |                         |
|-----------------|-------------------------|-------------------------|-------------------------|
| Length          | Center of 1st Power Cap | Center of 2nd Power Cap | Center of 3rd Power Cap |
| 102             | 26                      | 51                      | 76                      |
| 108             | 26                      | 54                      | 82                      |
| 114             | 26                      | 57                      | 88                      |
| 120             | 26                      | 60                      | 94                      |



CP4-4 or CP2-4\*

\*Not offered on Media Tables or Standing Height Tables

| CP4-4 or CP2-4* |                         |                         |                         |                         |
|-----------------|-------------------------|-------------------------|-------------------------|-------------------------|
| Length          | Center of 1st Power Cap | Center of 2nd Power Cap | Center of 3rd Power Cap | Center of 4th Power Cap |
| 132             | 26                      | 53                      | 79                      | 106                     |
| 144             | 26                      | 57                      | 87                      | 118                     |
| 156             | 26                      | 61                      | 95                      | 130                     |
| 168             | 26                      | 65                      | 103                     | 142                     |
| 180             | 26                      | 69                      | 111                     | 154                     |
| 192             | 26                      | 73                      | 119                     | 166                     |
| 204             | 26                      | 77                      | 127                     | 178                     |
| 216             | 26                      | 81                      | 135                     | 190                     |
| 228             | 26                      | 85                      | 143                     | 202                     |
| 240             | 26                      | 89                      | 151                     | 214                     |



# TABLE TOP POWER OPTION: TECH NODE

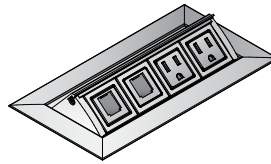
Tech Node offers convenient access to power and voice/data connections. Tech Node features include a push/push open design that conceals internal components.

Tech Node components:

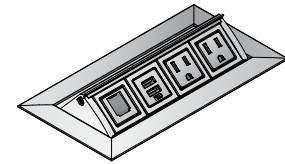
- Clear or Black Anodized Aluminum
- Fluid one touch accessibility
- Two (2) Simplexes
- Up to two voice/data ports
- 12' 15-Amp cord
- Voice/Data Adapter Kit p/n BE01421 to accept couplers & jacks
- UL Listed
- Overall dimensions - 4-7/16" x 8-5/16"
- Optional powered USB-A+C

All electrical components are UL listed.

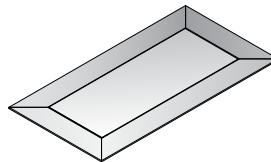
Tech Node - Cover Open



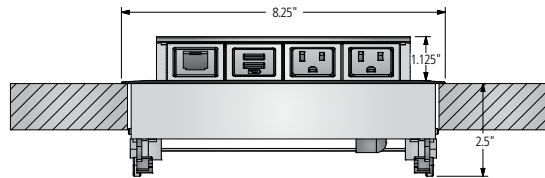
Tech Node - Cover Open with Optional USB-A+C



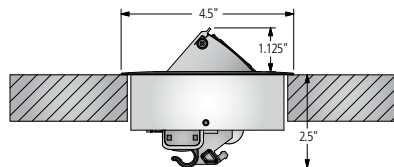
Tech Node - Cover Closed



Tech Node - Open Front View



Tech Node - Open Side View



## VOICE/DATA PLANNING

Two (2) simplex voice/data cutouts accept customer supplied, field-installed snap-in connectors.

Nucraft recommends consulting an audio/visual (AV) integrator for assistance with voice/data planning.

## Voice/Data Product Manufacturers

| Manufacturer | Phone Number   | Web Site                |
|--------------|----------------|-------------------------|
| AMP          | 1-800-522-6752 | www.tycoelectronics.com |
| Avaya        | 1-866-462-8292 | www.avaya.com           |
| Leviton      | 1-800-722-2082 | www.leviton.com         |
| Panduit      | 1-800-777-3300 | www.panduit.com         |
| Siemon       | 1-860-945-4200 | www.siemon.com          |

## LOCATION CODES

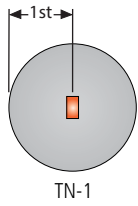
| TECH NODE | LOCATION                           | QUANTITY OF UNITS TO ORDER |
|-----------|------------------------------------|----------------------------|
| TN-1      | One at center                      | 1                          |
| TN-1W     | One at wall end (Media Table only) | 1                          |
| TN-2*     | One at each end                    | 2                          |
| TN-3*     | One at center and one at each end  | 3                          |
| TN-4*     | Four equally spaced                | 4                          |

\*TN-2, TN-3 and TN-4 not offered on Media Tables or Standing Height Tables

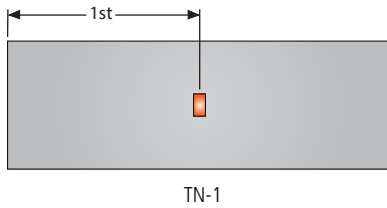


# TABLE TOP POWER OPTION: TECH NODE

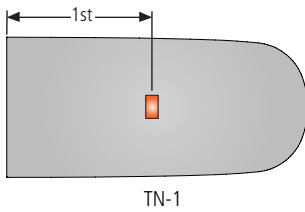
## TECH NODE LOCATION OPTIONS



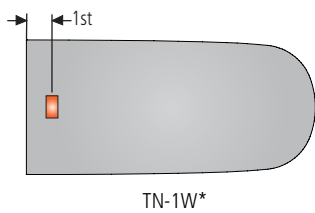
| TN-1   |                     |
|--------|---------------------|
| Length | Center of Tech Node |
| 48     | 24                  |
| 54     | 27                  |
| 60     | 30                  |
| 66     | 33                  |



| TN-1   |                     |
|--------|---------------------|
| Length | Center of Tech Node |
| 72     | 36                  |
| 84     | 42                  |
| 90     | 45                  |
| 96     | 48                  |
| 102    | 51                  |
| 108    | 54                  |
| 114    | 57                  |
| 120    | 60                  |



| TN-1   |                     |
|--------|---------------------|
| Length | Center of Tech Node |
| 60     | 30                  |
| 66     | 33                  |
| 72     | 36                  |
| 78     | 39                  |
| 84     | 42                  |
| 90     | 45                  |
| 96     | 48                  |



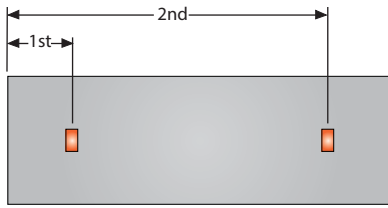
| TN-1W* |                     |
|--------|---------------------|
| Length | Center of Tech Node |
| 60     | 7.5                 |
| 66     | 7.5                 |
| 72     | 7.5                 |
| 78     | 7.5                 |
| 84     | 7.5                 |
| 90     | 7.5                 |
| 96     | 7.5                 |

\*Available on Media Tables only



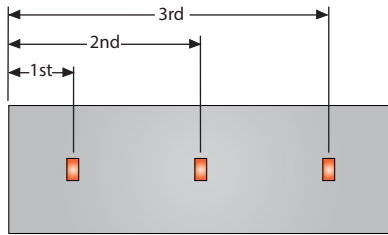
# TABLE TOP POWER OPTION: TECH NODE

## TECH NODE LOCATION OPTIONS



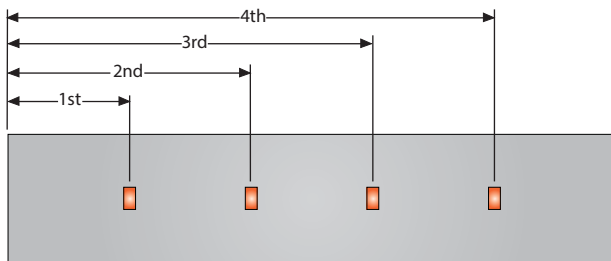
TN-2

| TN-2   |                         |                         |
|--------|-------------------------|-------------------------|
| Length | Center of 1st Tech Node | Center of 2nd Tech Node |
| 102    | 26                      | 76                      |
| 108    | 26                      | 82                      |
| 114    | 26                      | 88                      |
| 120    | 26                      | 94                      |
| 132    | 26                      | 106                     |
| 144    | 26                      | 118                     |
| 156    | 26                      | 130                     |
| 168    | 26                      | 142                     |
| 180    | 26                      | 154                     |
| 192    | 26                      | 166                     |
| 204    | 26                      | 178                     |
| 216    | 26                      | 190                     |
| 228    | 26                      | 202                     |
| 240    | 26                      | 214                     |



TN-3

| TN-3   |                         |                         |                         |
|--------|-------------------------|-------------------------|-------------------------|
| Length | Center of 1st Tech Node | Center of 2nd Tech Node | Center of 3rd Tech Node |
| 102    | 26                      | 51                      | 76                      |
| 108    | 26                      | 54                      | 82                      |
| 114    | 26                      | 57                      | 88                      |
| 120    | 26                      | 60                      | 94                      |



TN-4

| TN-4   |                         |                         |                         |                         |
|--------|-------------------------|-------------------------|-------------------------|-------------------------|
| Length | Center of 1st Tech Node | Center of 2nd Tech Node | Center of 3rd Tech Node | Center of 4th Tech Node |
| 132    | 26                      | 53                      | 79                      | 106                     |
| 144    | 26                      | 57                      | 87                      | 118                     |
| 156    | 26                      | 61                      | 95                      | 130                     |
| 168    | 26                      | 65                      | 103                     | 142                     |
| 180    | 26                      | 69                      | 111                     | 154                     |
| 192    | 26                      | 73                      | 119                     | 166                     |
| 204    | 26                      | 77                      | 127                     | 178                     |
| 216    | 26                      | 81                      | 135                     | 190                     |
| 228    | 26                      | 85                      | 143                     | 202                     |
| 240    | 26                      | 89                      | 151                     | 214                     |



# TABLE TOP POWER OPTION: POWER SPEC AND USB SPEC

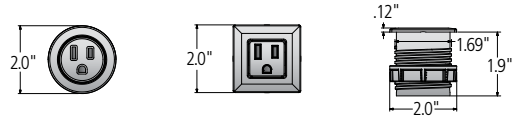
## POWER SPEC AND USB SPEC

This compact unit allows for the addition of power or data to a work surface in a discreet way. Available in round or square shapes, and multiple finish options.

### Power Spec

- Spill-proof power simplex
- Compact design
- 1-3/4" cutout for installation
- UL Listed

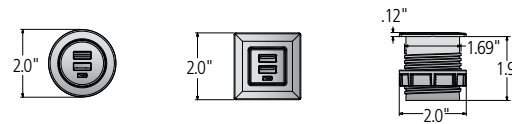
Power Spec



### USB Spec

- Used to charge devices or transfer data
- Compact design
- Offered with USB-A+C
- 1-3/4" cutout for installation
- UL Listed

USB Spec





# TABLE TOP POWER OPTION: POWER RAIL

## POWER RAIL

This low-profile option addresses the need for power & data connectivity just below the table top. This is an ideal choice for those who desire a visually uninterrupted table top and appreciate the inherent flexibility of the Power Rail to be removed at a later date as they transition to a truly wireless environment.

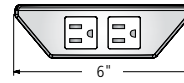
Held in place with screws, Power Rail units can be placed anywhere along the perimeter of the table. This flexible mounting design allows for additional units to be added as necessary, or to be removed when no longer needed.

Power Rails are available in three configurations:


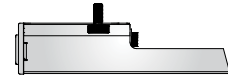
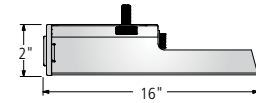
- Two simplex receptacles (UL Listed)
- One simplex receptacle and one powered USB-A+C connector (UL Listed)
- Two single space A/V faceplates designed for use with Modular AV Inserts/Plates

When Power Rails are specified on a Two4Six table, a direct plug-in infeed or hardwired option is available. The direct plug-in infeed option has a single circuit electrical system and the hardwire option requires a two-circuit electrical system. Maximum of 12 Power Rails per table.

Front Elevation



Side Elevation



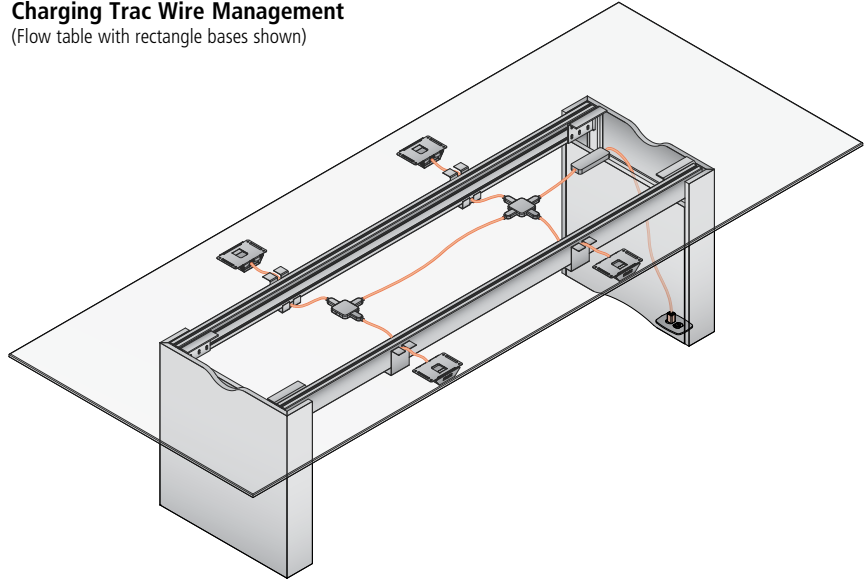


# TABLE TOP POWER OPTION: CHARGING TRAC

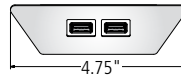
## CHARGING TRAC

Charging Trac is a low voltage, under surface power system with 2 USB-A ports per unit. It's modular configuration provides a customizable solution. Offered in a 2 or 4 unit kit of parts with a plug-in infeed. USB-A compatible.

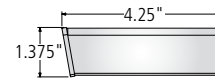
### Charging Trac Wire Management (Flow table with rectangle bases shown)



Front Elevation



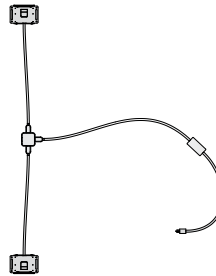
Side Elevation



### Two-Unit Configuration includes:

- 2 Brackets, each bracket offers 2 USB-A ports
- 1 Puck
- 1 Plug-in infeed

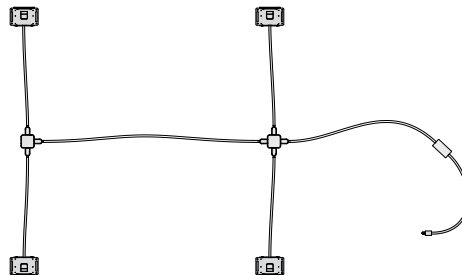
### Two-Unit Configuration



### Four-Unit Configuration includes:

- 4 Brackets, each bracket offers 2 USB-A ports
- 2 Pucks
- Jumpers
- 1 Plug-in infeed

### Four-Unit Configuration





# FREESTANDING POWER OPTION: TECH ZONE

## TECH ZONE

Simple, easy to use and portable, this freestanding table top power option allows you to easily charge all of your devices.

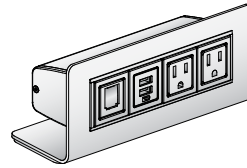
Available in two configurations with a variety of power and data connectivity options. Includes a 72"-long plug-in infeed cord.

### ZONE-USB-C

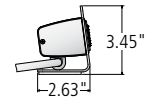
Includes two simplex receptacles, one data port and one charging USB-A+C charging port

### ZONE-DATA

Includes two simplex receptacles and two open data ports



Tech Zone - Side View



ZONE-USB-C



ZONE-DATA





# POWER PLANNING

## WIRE MANAGEMENT

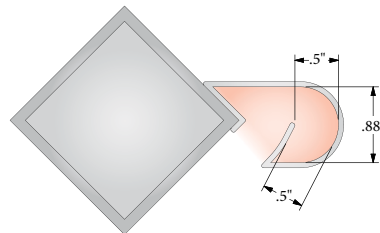
An aluminum wire management channel, included with each Two4Six table specified with the Post Leg or Open Frame base, can be adhered to the base and can accommodate power and data cables. The wire management channel comes in the same finishes as the Post Leg or Open Frame base.

For more robust needs, a 6"-square Power Pole with metal shrouds, available in any of the powder coat colors, can be specified separately and placed anywhere along the centerline of the table to manage and conceal cables as well as cover a floor monument.

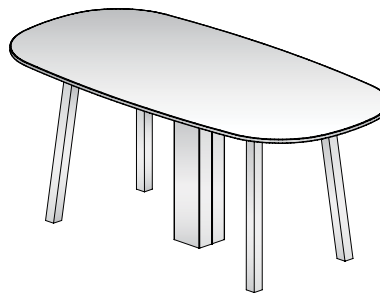
**Wire Management Channel**



**Top View Post Leg with Wire Management Channel**



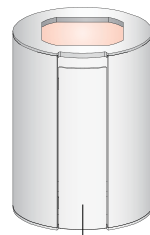
**Power Pole**





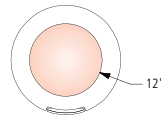
# WIRE MANAGEMENT OPENINGS

## Cylinder Base



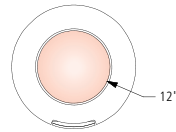
Hinged Access Door  
7.5"W x 24.875"H

18"



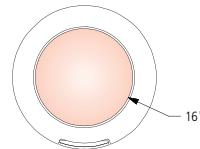
48" Diameter Tops

20"



54" Diameter Tops

24"

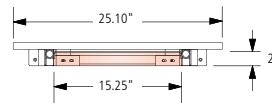


60" Diameter Tops

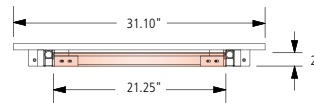
## Slab Base



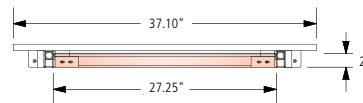
Must be anchored  
to a wall, with or  
without Slab Base



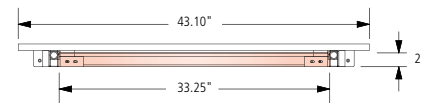
30"-Wide Tops



36"-Wide Tops



42"-Wide Tops

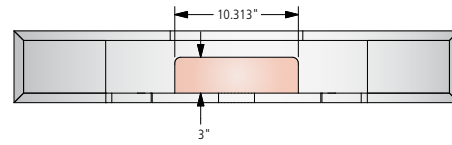
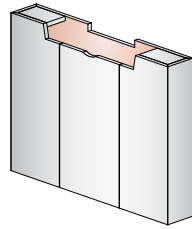


48"-Wide Tops

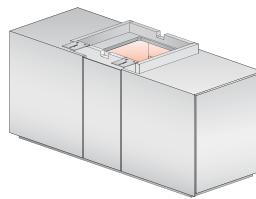


# WIRE MANAGEMENT OPENINGS

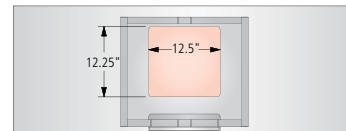
## Rectangle Media Table Base



## Credenza Base

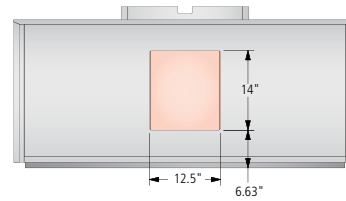


### 60" - Top Panel Cutout



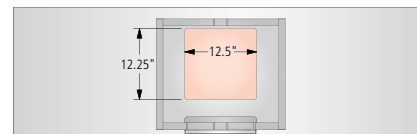
30" - 48"-Wide Tops

### 60" - Back Panel Cutout



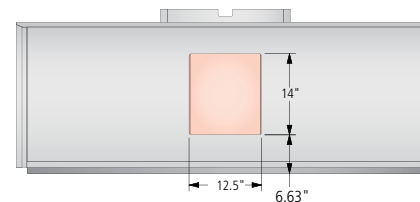
30" - 48"-Wide Tops

### 72" - Top Panel Cutout



30" - 48"-Wide Tops

### 72" - Back Panel Cutout



30" - 48"-Wide Tops

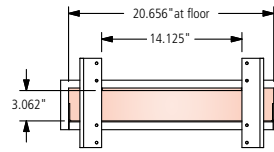
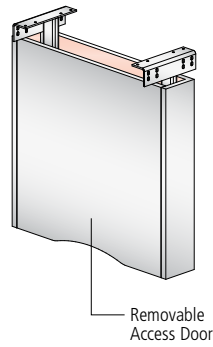


# WIRE MANAGEMENT OPENINGS

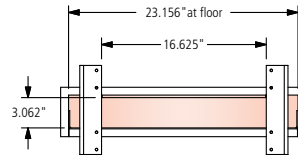
## Rectangle Center Base

The Rectangle Center Base has a removable access door, whether or not power has been specified on the table.

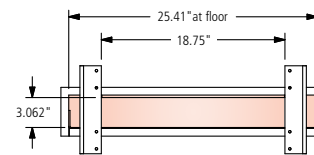
For wire management purposes, the access door features a scallop through which cables may pass. When shipped, the scallop is in the top position of the door. The access door may be rotated, however, placing the scallop in the bottom position as shown in the illustration, if needed based on the floor core location.



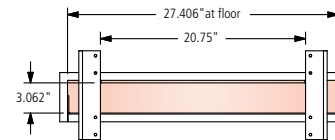
42"-Wide Tops



48"-Wide Tops



54"-Wide Tops

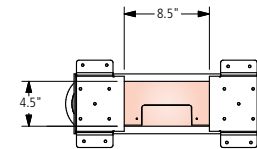
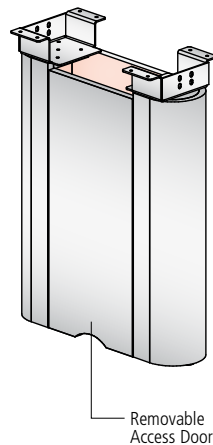


60"-Wide Tops

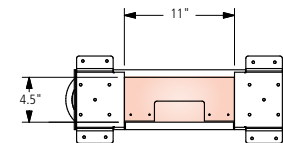
## Racetrack Base

The Racetrack Base has a removable access door on the inside of the base, whether or not power has been specified on the table.

For wire management purposes, the access door features a scallop through which cables may pass. When shipped, the scallop is in the top position of the door. The access door may be rotated, however, placing the scallop in the bottom position as shown in the illustration, if needed based on the floor core location.



42"-Wide Tops



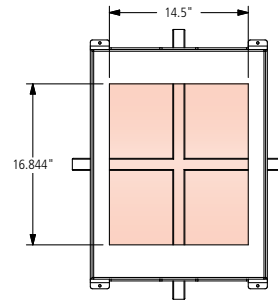
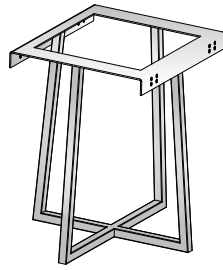
48", 54" & 60"-Wide Tops

For tables that require three bases, the center Racetrack base also has a removable access door, but on only one side of the base.

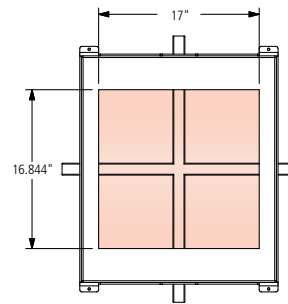


# WIRE MANAGEMENT OPENINGS

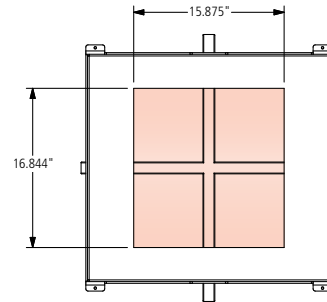
X Center Base



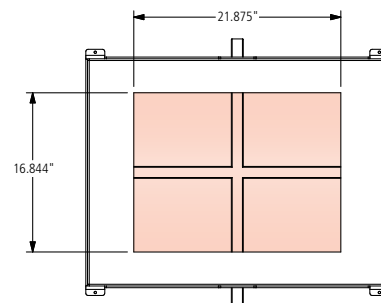
42"-Wide Tops



48"-Wide Tops



54"-Wide Tops

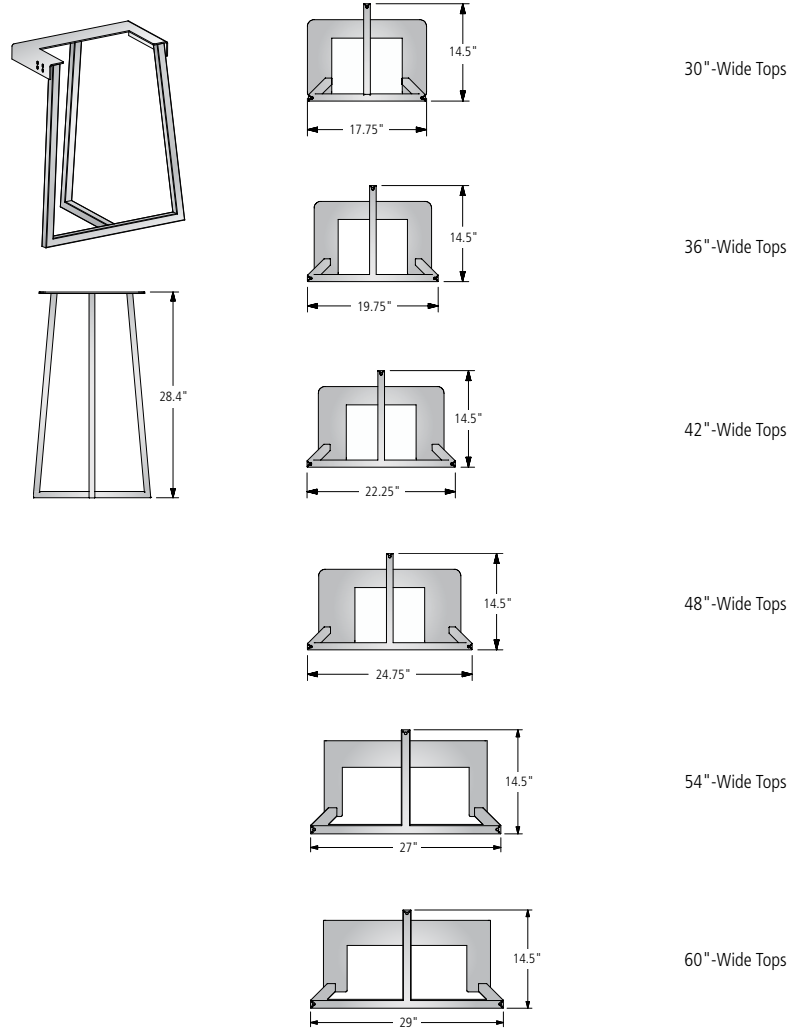


60"-Wide Tops

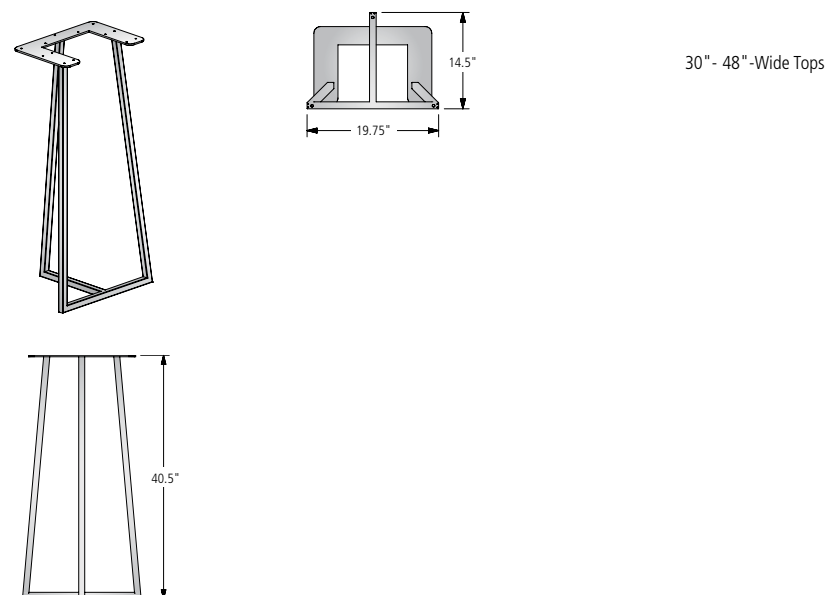


# BASE DIMENSIONS

## Open Frame Seated Height Base



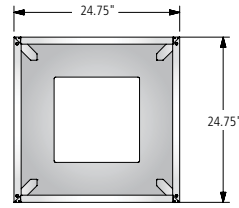
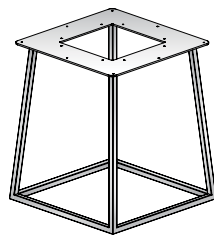
## Open Frame Standing Height Base (for use with Slab Base)



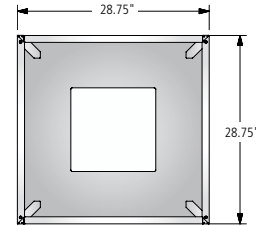
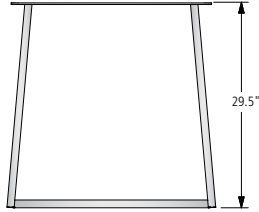


# BASE DIMENSIONS

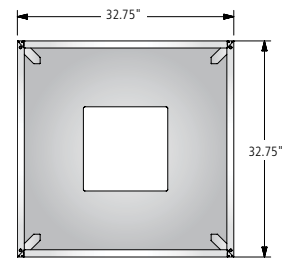
## Open Frame Square Base



48"-Wide Tops



54"-Wide Tops

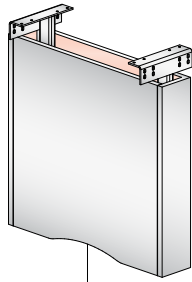


60"-Wide Tops

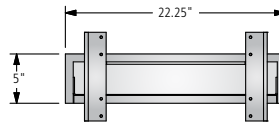


# BASE DIMENSIONS

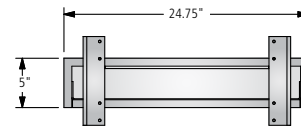
## Rectangle Center Base



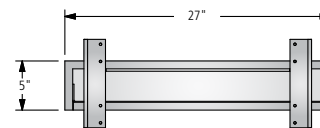
Rectangle Center Base ships with the scallop in the top position. The access door may be rotated, however, placing the scallop in the the bottom position as shown for wire management.



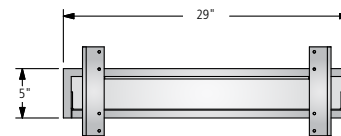
42"-Wide Tops



48"-Wide Tops

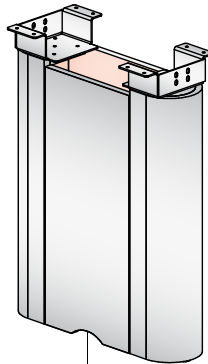


54"-Wide Tops

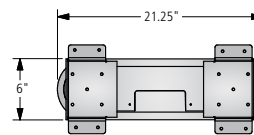


60"-Wide Tops

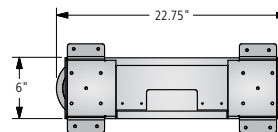
## Racetrack Base



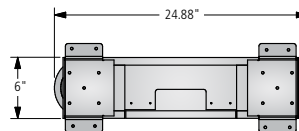
Racetrack Base ships with the scallop in the top position. The access door may be rotated, however, placing the scallop in the the bottom position as shown for wire management.



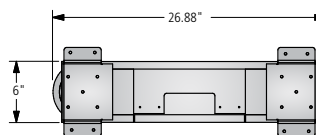
42"-Wide Tops



48"-Wide Tops



54"-Wide Tops

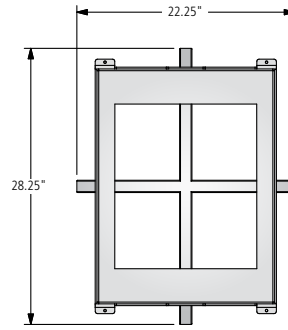
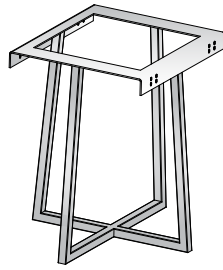


60"-Wide Tops

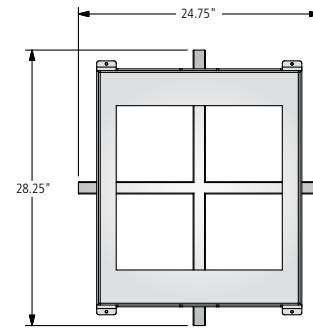


# BASE DIMENSIONS

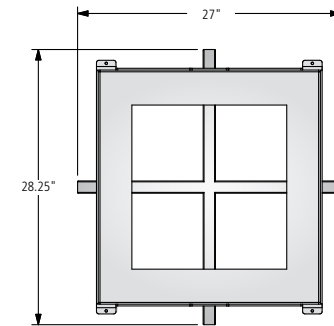
**X Center Base**



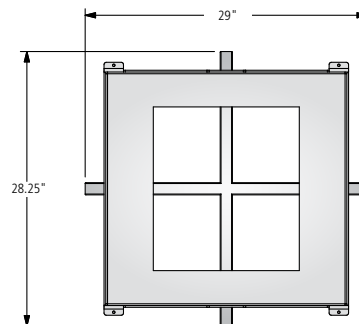
42"-Wide Tops



48"-Wide Tops



54"-Wide Tops



60"-Wide Tops



# BASE LOCATIONS

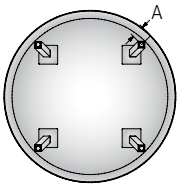
## ROUND, SQUARE AND SOFT SQUARE TABLES WITH POST LEGS

Two4Six tables in Round, Square, and Rectangle shapes include two leg mounting locations for Post Legs; the standard location (where the bottom of each leg is close to the edge of the table) and an inset position (where the leg is inset slightly for an alternate aesthetic). The inset position on the Rectangle table is ideal if the meeting table is going to be used as a desk. The charts on the following pages indicate the positioning of the Post Legs (in this inset position) as well as the Open Frame bases on Two4Six Meeting tables to assist with floor monument locations.

### Inset Leg Dimensions

(as measured from the edge of the table top to the center of the glide)

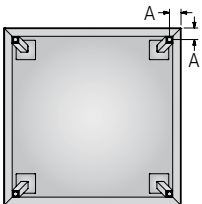
#### Round



Note: This is the only Post Leg position.

| Table Size | Base     | A   |
|------------|----------|-----|
| 48"        | Post Leg | 3.6 |
| 54"        | Post Leg | 3.6 |
| 60"        | Post Leg | 3.6 |

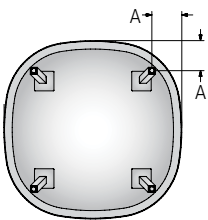
#### Square



Note: This is the only Post Leg position.

| Table Size | Base     | A   |
|------------|----------|-----|
| 48"        | Post Leg | 3.2 |
| 54"        | Post Leg | 3.2 |
| 60"        | Post Leg | 3.2 |

#### Soft Square



Note: This is the only Post Leg position.

| Table Size | Base     | A   |
|------------|----------|-----|
| 48"        | Post Leg | 8.1 |
| 54"        | Post Leg | 8.8 |
| 60"        | Post Leg | 9.5 |



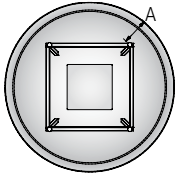
# BASE LOCATIONS

## ROUND, SQUARE AND SOFT SQUARE TABLES WITH OPEN FRAME SQUARE BASE

### Open Frame Square Base Dimensions

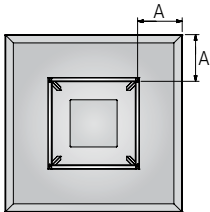
(as measured from the edge of the table top to the center of the glide)

#### Round



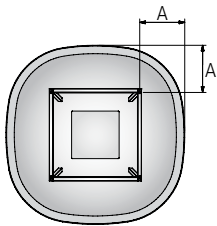
| Table Size | Base       | A   |
|------------|------------|-----|
| 48"        | Open Frame | 7.6 |
| 54"        | Open Frame | 7.7 |
| 60"        | Open Frame | 7.9 |

#### Square



| Table Size | Base       | A    |
|------------|------------|------|
| 48"        | Open Frame | 12.5 |
| 54"        | Open Frame | 13.5 |
| 60"        | Open Frame | 14.5 |

#### Soft Square



| Table Size | Base       | A    |
|------------|------------|------|
| 48"        | Open Frame | 12.5 |
| 54"        | Open Frame | 13.5 |
| 60"        | Open Frame | 14.5 |

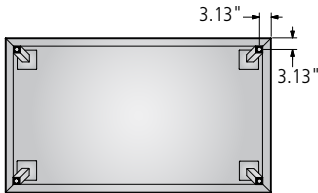


# BASE LOCATIONS

## RECTANGLE TABLE WITH POST LEGS

Rectangle-shaped tables have two mounting location options for Metal Post Legs: inset, where the legs are mounted inset of the edge of the table, and outset, where the legs are mounted at the corners of the table. The outset option is available on tables from 60" to 96"-long.

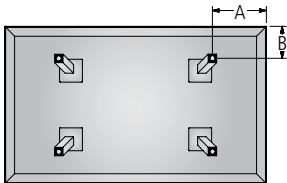
### Outset Leg Dimensions



Note: Outset Leg option available on tables between 60" to 96" L.

### Inset Leg Dimensions

Sizes 60" to 96" L



Sizes 102" to 144" L



| Table Size | Base     | A (End) | B (Side) |
|------------|----------|---------|----------|
| 60 x 30    | Post Leg | 12.4    | 4.4      |
| 66 x 30    | Post Leg | 12.4    | 4.4      |
| 72 x 30    | Post Leg | 12.4    | 4.4      |
| 78 x 30    | Post Leg | 15.9    | 4.4      |
| 84 x 30    | Post Leg | 15.9    | 4.4      |
| 90 x 30    | Post Leg | 15.9    | 4.4      |
| 96 x 30    | Post Leg | 15.9    | 4.4      |
| 60 x 36    | Post Leg | 12.4    | 7.4      |
| 66 x 36    | Post Leg | 12.4    | 7.4      |
| 72 x 36    | Post Leg | 12.4    | 7.4      |
| 78 x 36    | Post Leg | 15.9    | 7.4      |
| 84 x 36    | Post Leg | 15.9    | 7.4      |
| 90 x 36    | Post Leg | 15.9    | 7.4      |
| 96 x 36    | Post Leg | 15.9    | 7.4      |
| 60 x 42    | Post Leg | 12.4    | 10.4     |
| 66 x 42    | Post Leg | 12.4    | 10.4     |
| 72 x 42    | Post Leg | 12.4    | 10.4     |
| 78 x 42    | Post Leg | 15.9    | 10.4     |
| 84 x 42    | Post Leg | 15.9    | 10.4     |
| 90 x 42    | Post Leg | 15.9    | 10.4     |
| 96 x 42    | Post Leg | 15.9    | 10.4     |
| 60 x 48    | Post Leg | 12.4    | 12.1     |
| 66 x 48    | Post Leg | 12.4    | 12.1     |
| 72 x 48    | Post Leg | 12.4    | 12.1     |
| 78 x 48    | Post Leg | 15.9    | 12.1     |
| 84 x 48    | Post Leg | 15.9    | 12.1     |
| 90 x 48    | Post Leg | 15.9    | 12.1     |
| 96 x 48    | Post Leg | 15.9    | 12.1     |
| 102 x 42   | Post Leg | 20.5    | 10.4     |
| 102 x 48   | Post Leg | 20.5    | 12.2     |
| 108 x 42   | Post Leg | 20.5    | 10.4     |
| 108 x 48   | Post Leg | 20.5    | 12.2     |
| 108 x 54   | Post Leg | 20.5    | 14.1     |
| 114 x 42   | Post Leg | 20.5    | 10.4     |
| 114 x 48   | Post Leg | 20.5    | 12.2     |
| 114 x 54   | Post Leg | 20.5    | 14.1     |
| 120 x 42   | Post Leg | 20.5    | 10.4     |
| 120 x 48   | Post Leg | 20.5    | 12.2     |
| 120 x 54   | Post Leg | 20.5    | 14.1     |
| 132 x 42   | Post Leg | 20.5    | 10.4     |
| 132 x 48   | Post Leg | 20.5    | 12.2     |
| 132 x 54   | Post Leg | 20.5    | 14.1     |
| 144 x 48   | Post Leg | 20.5    | 12.2     |
| 144 x 54   | Post Leg | 20.5    | 14.1     |
| 144 x 60   | Post Leg | 20.5    | 16.1     |



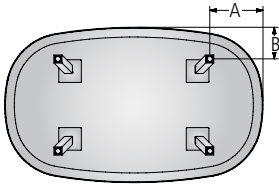
# BASE LOCATIONS

## SOFT RECTANGLE TABLE WITH POST LEGS

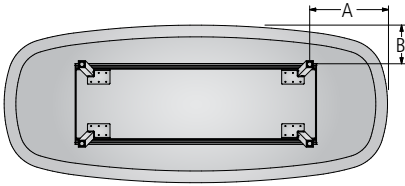
### Inset Leg Dimensions

Note: This is the only Post Leg position on Soft Rectangle tables.

Sizes 60" to 96"L



Sizes 102" to 144"L

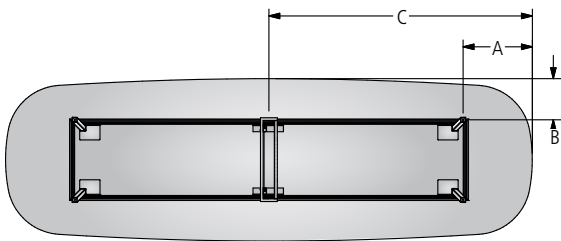
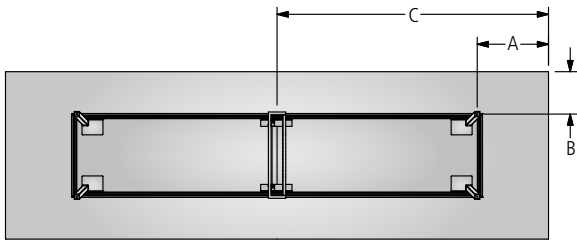


| Table Size | Base     | A (End) | B (Side) |
|------------|----------|---------|----------|
| 60 x 30    | Post Leg | 12.2    | 4.4      |
| 66 x 30    | Post Leg | 12.2    | 4.4      |
| 72 x 30    | Post Leg | 12.2    | 4.4      |
| 78 x 30    | Post Leg | 15.7    | 4.4      |
| 84 x 30    | Post Leg | 15.7    | 4.4      |
| 90 x 30    | Post Leg | 15.7    | 4.4      |
| 96 x 30    | Post Leg | 15.7    | 4.4      |
| 60 x 36    | Post Leg | 12.2    | 7.4      |
| 66 x 36    | Post Leg | 12.2    | 7.4      |
| 72 x 36    | Post Leg | 12.2    | 7.4      |
| 78 x 36    | Post Leg | 15.7    | 7.4      |
| 84 x 36    | Post Leg | 15.7    | 7.4      |
| 90 x 36    | Post Leg | 15.7    | 7.4      |
| 96 x 36    | Post Leg | 15.7    | 7.4      |
| 60 x 42    | Post Leg | 12.2    | 10.4     |
| 66 x 42    | Post Leg | 12.2    | 10.4     |
| 72 x 42    | Post Leg | 12.2    | 10.4     |
| 78 x 42    | Post Leg | 15.7    | 10.4     |
| 84 x 42    | Post Leg | 15.7    | 10.4     |
| 90 x 42    | Post Leg | 15.7    | 10.4     |
| 96 x 42    | Post Leg | 15.7    | 10.4     |
| 60 x 48    | Post Leg | 12.2    | 12.1     |
| 66 x 48    | Post Leg | 12.2    | 12.1     |
| 72 x 48    | Post Leg | 12.2    | 12.1     |
| 78 x 48    | Post Leg | 15.7    | 12.1     |
| 84 x 48    | Post Leg | 15.7    | 12.1     |
| 90 x 48    | Post Leg | 15.7    | 12.1     |
| 96 x 48    | Post Leg | 15.7    | 12.1     |
| 102 x 42   | Post Leg | 20.5    | 10.4     |
| 102 x 48   | Post Leg | 20.5    | 12.2     |
| 108 x 42   | Post Leg | 20.5    | 10.4     |
| 108 x 48   | Post Leg | 20.5    | 12.2     |
| 108 x 54   | Post Leg | 20.5    | 14.1     |
| 114 x 42   | Post Leg | 20.5    | 10.4     |
| 114 x 48   | Post Leg | 20.5    | 12.2     |
| 114 x 54   | Post Leg | 20.5    | 14.1     |
| 120 x 42   | Post Leg | 20.5    | 10.4     |
| 120 x 48   | Post Leg | 20.5    | 12.2     |
| 120 x 54   | Post Leg | 20.5    | 14.1     |
| 132 x 42   | Post Leg | 20.5    | 10.4     |
| 132 x 48   | Post Leg | 20.5    | 12.2     |
| 132 x 54   | Post Leg | 20.5    | 14.1     |
| 144 x 48   | Post Leg | 20.5    | 12.2     |
| 144 x 54   | Post Leg | 20.5    | 14.1     |
| 144 x 60   | Post Leg | 20.5    | 16.1     |



# BASE LOCATIONS

## RECTANGLE AND SOFT RECTANGLE TABLES WITH POST LEGS AND RECTANGLE CENTER BASE

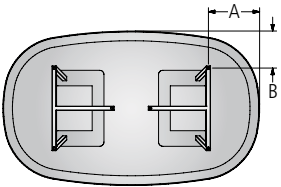
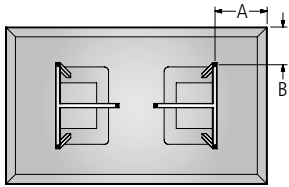


| Table Size | Base     | A (End) | B (Side) | C (Center) |
|------------|----------|---------|----------|------------|
| 156 x 48   | Post Leg | 20.5    | 12.2     | 78         |
| 156 x 54   | Post Leg | 20.5    | 14.1     | 78         |
| 156 x 60   | Post Leg | 20.5    | 16.1     | 78         |
| 168 x 54   | Post Leg | 20.5    | 14.1     | 84         |
| 168 x 60   | Post Leg | 20.5    | 16.1     | 84         |
| 180 x 54   | Post Leg | 20.5    | 14.1     | 90         |
| 180 x 60   | Post Leg | 20.5    | 16.1     | 90         |
| 192 x 54   | Post Leg | 20.5    | 14.1     | 96         |
| 192 x 60   | Post Leg | 20.5    | 16.1     | 96         |
| 204 x 54   | Post Leg | 20.5    | 14.1     | 102        |
| 204 x 60   | Post Leg | 20.5    | 16.1     | 102        |
| 216 x 54   | Post Leg | 20.5    | 14.1     | 108        |
| 216 x 60   | Post Leg | 20.5    | 16.1     | 108        |
| 228 x 54   | Post Leg | 20.5    | 14.1     | 114        |
| 228 x 60   | Post Leg | 20.5    | 16.1     | 114        |
| 240 x 54   | Post Leg | 20.5    | 14.1     | 120        |
| 240 x 60   | Post Leg | 20.5    | 16.1     | 120        |



# BASE LOCATIONS

## RECTANGLE AND SOFT RECTANGLE TABLES WITH OPEN FRAME

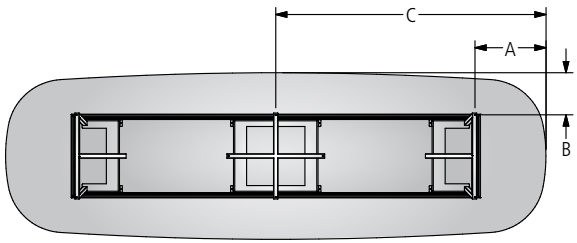
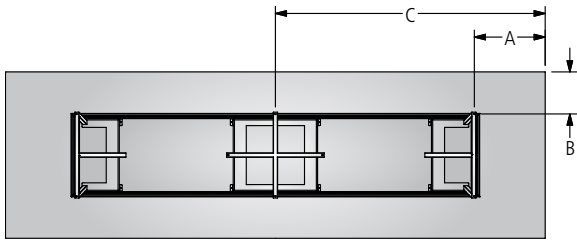


| Table Size | Base       | A (End) | B (Side) |
|------------|------------|---------|----------|
| 60 x 30    | Open Frame | 12      | 6.8      |
| 66 x 30    | Open Frame | 12      | 6.8      |
| 72 x 30    | Open Frame | 12      | 6.8      |
| 78 x 30    | Open Frame | 15.5    | 6.8      |
| 84 x 30    | Open Frame | 15.5    | 6.8      |
| 90 x 30    | Open Frame | 15.5    | 6.8      |
| 96 x 30    | Open Frame | 15.5    | 6.8      |
| 60 x 36    | Open Frame | 12      | 8.6      |
| 66 x 36    | Open Frame | 12      | 8.6      |
| 72 x 36    | Open Frame | 12      | 8.6      |
| 78 x 36    | Open Frame | 15.5    | 8.6      |
| 84 x 36    | Open Frame | 15.5    | 8.6      |
| 90 x 36    | Open Frame | 15.5    | 8.6      |
| 96 x 36    | Open Frame | 15.5    | 8.6      |
| 60 x 42    | Open Frame | 12      | 10.4     |
| 66 x 42    | Open Frame | 12      | 10.4     |
| 72 x 42    | Open Frame | 12      | 10.4     |
| 78 x 42    | Open Frame | 15.5    | 10.4     |
| 84 x 42    | Open Frame | 15.5    | 10.4     |
| 90 x 42    | Open Frame | 15.5    | 10.4     |
| 96 x 42    | Open Frame | 15.5    | 10.4     |
| 60 x 48    | Open Frame | 12      | 12.1     |
| 66 x 48    | Open Frame | 12      | 12.1     |
| 72 x 48    | Open Frame | 12      | 12.1     |
| 78 x 48    | Open Frame | 15.5    | 12.1     |
| 84 x 48    | Open Frame | 15.5    | 12.1     |
| 90 x 48    | Open Frame | 15.5    | 12.1     |
| 96 x 48    | Open Frame | 15.5    | 12.1     |
| 102 x 42   | Open Frame | 20.5    | 10.4     |
| 102 x 48   | Open Frame | 20.5    | 12.1     |
| 108 x 42   | Open Frame | 20.5    | 10.4     |
| 108 x 48   | Open Frame | 20.5    | 12.1     |
| 108 x 54   | Open Frame | 20.5    | 14.1     |
| 114 x 42   | Open Frame | 20.5    | 10.4     |
| 114 x 48   | Open Frame | 20.5    | 12.1     |
| 114 x 54   | Open Frame | 20.5    | 14       |
| 120 x 42   | Open Frame | 20.5    | 10.4     |
| 120 x 48   | Open Frame | 20.5    | 12.1     |
| 120 x 54   | Open Frame | 20.5    | 14       |
| 132 x 42   | Open Frame | 20.5    | 10.4     |
| 132 x 48   | Open Frame | 20.5    | 12.1     |
| 132 x 54   | Open Frame | 20.5    | 14       |
| 144 x 48   | Open Frame | 20.5    | 12.1     |
| 144 x 54   | Open Frame | 20.5    | 14       |
| 144 x 60   | Open Frame | 20.5    | 16       |



# BASE LOCATIONS

## RECTANGLE AND SOFT RECTANGLE TABLES WITH OPEN FRAME AND X CENTER BASE

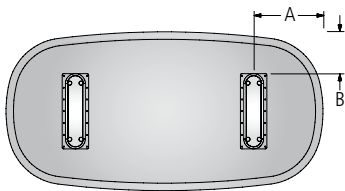
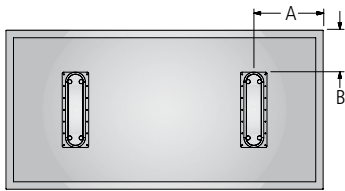


| Table Size | Base       | A (End) | B (Side) | C (Center) |
|------------|------------|---------|----------|------------|
| 156 x 48   | Open Frame | 20.5    | 12.1     | 78         |
| 156 x 54   | Open Frame | 20.5    | 14       | 78         |
| 156 x 60   | Open Frame | 20.5    | 16       | 78         |
| 168 x 54   | Open Frame | 20.5    | 14       | 84         |
| 168 x 60   | Open Frame | 20.5    | 16       | 84         |
| 180 x 54   | Open Frame | 20.5    | 14       | 90         |
| 180 x 60   | Open Frame | 20.5    | 16       | 90         |
| 192 x 54   | Open Frame | 20.5    | 14       | 96         |
| 192 x 60   | Open Frame | 20.5    | 16       | 96         |
| 204 x 54   | Open Frame | 20.5    | 14       | 102        |
| 204 x 60   | Open Frame | 20.5    | 16       | 102        |
| 216 x 54   | Open Frame | 20.5    | 14       | 108        |
| 216 x 60   | Open Frame | 20.5    | 16       | 108        |
| 228 x 54   | Open Frame | 20.5    | 14       | 114        |
| 228 x 60   | Open Frame | 20.5    | 16       | 114        |
| 240 x 54   | Open Frame | 20.5    | 14       | 120        |
| 240 x 60   | Open Frame | 20.5    | 16       | 120        |



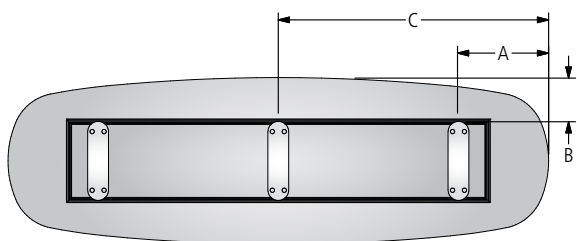
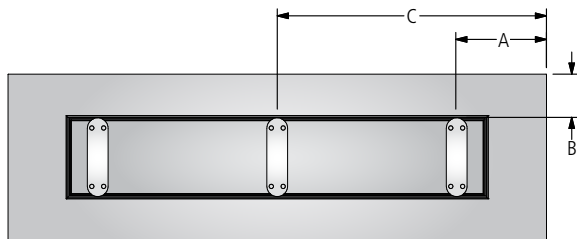
# BASE LOCATIONS

## RECTANGLE AND SOFT RECTANGLE TABLES WITH RACETRACK BASE



| Table Size | Base      | A (End) | B (Side) |
|------------|-----------|---------|----------|
| 72 x 42    | Racetrack | 21      | 10.38    |
| 78 x 42    | Racetrack | 21      | 10.38    |
| 84 x 42    | Racetrack | 21      | 10.38    |
| 90 x 42    | Racetrack | 21      | 10.38    |
| 96 x 42    | Racetrack | 21      | 10.38    |
| 72 x 48    | Racetrack | 21      | 12.63    |
| 78 x 48    | Racetrack | 21      | 12.63    |
| 84 x 48    | Racetrack | 21      | 12.63    |
| 90 x 48    | Racetrack | 21      | 12.63    |
| 96 x 48    | Racetrack | 21      | 12.63    |
| 102 x 42   | Racetrack | 26      | 10.38    |
| 102 x 48   | Racetrack | 26      | 12.63    |
| 108 x 42   | Racetrack | 26      | 10.38    |
| 108 x 48   | Racetrack | 26      | 12.63    |
| 108 x 54   | Racetrack | 26      | 14.56    |
| 114 x 42   | Racetrack | 26      | 10.38    |
| 114 x 48   | Racetrack | 26      | 12.63    |
| 114 x 54   | Racetrack | 26      | 14.56    |
| 120 x 42   | Racetrack | 26      | 10.38    |
| 120 x 48   | Racetrack | 26      | 12.63    |
| 120 x 54   | Racetrack | 26      | 14.56    |
| 132 x 42   | Racetrack | 26      | 10.38    |
| 132 x 48   | Racetrack | 26      | 12.63    |
| 132 x 54   | Racetrack | 26      | 14.56    |
| 144 x 48   | Racetrack | 26      | 12.63    |
| 144 x 54   | Racetrack | 26      | 14.56    |
| 144 x 60   | Racetrack | 26      | 16.56    |

## RECTANGLE AND SOFT RECTANGLE TABLES WITH RACETRACK BASE



| Table Size | Base      | A (End) | B (Side) | C (Center) |
|------------|-----------|---------|----------|------------|
| 156 x 48   | Racetrack | 26      | 12.63    | 78         |
| 156 x 54   | Racetrack | 26      | 14.56    | 78         |
| 156 x 60   | Racetrack | 26      | 16.56    | 78         |
| 168 x 54   | Racetrack | 26      | 14.56    | 84         |
| 168 x 60   | Racetrack | 26      | 16.56    | 84         |
| 180 x 54   | Racetrack | 26      | 14.56    | 90         |
| 180 x 60   | Racetrack | 26      | 16.56    | 90         |
| 192 x 54   | Racetrack | 26      | 14.56    | 96         |
| 192 x 60   | Racetrack | 26      | 16.56    | 96         |
| 204 x 54   | Racetrack | 26      | 14.56    | 102        |
| 204 x 60   | Racetrack | 26      | 16.56    | 102        |
| 216 x 54   | Racetrack | 26      | 14.56    | 108        |
| 216 x 60   | Racetrack | 26      | 16.56    | 108        |
| 228 x 54   | Racetrack | 26      | 14.56    | 114        |
| 228 x 60   | Racetrack | 26      | 16.56    | 114        |
| 240 x 54   | Racetrack | 26      | 14.56    | 120        |
| 240 x 60   | Racetrack | 26      | 16.56    | 120        |



# VENEER TOP WITH HARDWOOD EDGE



ROUND TOP



SQUARE TOP



SOFT SQUARE TOP

**BASE KEY**

- PC Painted Cylinder
- VY Veneer Cylinder
- OS Open Frame Square
- ML Post Metal Leg

**ROUND TABLES**

| MODEL #  | DIAMETER | SEATING CAPACITY | -PC   | -VY   | -OS   | -ML   |
|----------|----------|------------------|-------|-------|-------|-------|
| TFR-48-V | 48       | 4                | 4,872 | 5,089 | 3,582 | 3,245 |
| TFR-54-V | 54       | 6                | 5,933 | 6,172 | 4,469 | 3,975 |
| TFR-60-V | 60       | 6                | 6,946 | 7,200 | 5,350 | 4,681 |

**SQUARE TABLES**

| MODEL #    | LENGTH | WIDTH | SEATING CAPACITY | -OS   | -ML   |
|------------|--------|-------|------------------|-------|-------|
| TFS-4848-V | 48     | 48    | 4                | 3,582 | 3,245 |
| TFS-5454-V | 54     | 54    | 6                | 4,469 | 3,975 |
| TFS-6060-V | 60     | 60    | 6                | 5,350 | 4,681 |

**SOFT SQUARE TABLES**

| MODEL #    | LENGTH | WIDTH | SEATING CAPACITY | -OS   | -ML   |
|------------|--------|-------|------------------|-------|-------|
| TFQ-4848-V | 48     | 48    | 4                | 3,582 | 3,245 |
| TFQ-5454-V | 54     | 54    | 6                | 4,469 | 3,975 |
| TFQ-6060-V | 60     | 60    | 6                | 5,350 | 4,681 |

**OPTIONS**

Power & Data Options

**CODE**

**PRICE**

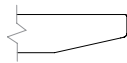
**NOTES**

See pages 112-122

**Polished Chrome Finish Options:**

- Polished Chrome Open Frame Square Add **-PCOS** \$1,186
- Polished Chrome Post Metal Legs Add **-PCML-TWB** \$1,284

**EDGE PROFILE**



Two4Six Cutback Edge

**GENERAL INFORMATION**

- Tops are 1-1/8"-thick with 3/16"-thick hardwood edge band
- Seating capacity based on 27" per person
- Overall table height 29.5"
- Standard with quarter cut veneer
- One section of wire management channel provided per table with Post Metal Leg and Open Frame Square Base

**REQUIRED INFORMATION (ORDER CANNOT BE ENTERED WITHOUT THIS INFORMATION)**

See appendix pages vi-viii for surface material options.

- Choose Veneer Finish
- Choose Paint Finish, if -PC base is specified
- Choose Metal Finish only if -OS or -ML bases specified (Clear Anodized (-CA) is an option on the Post Metal Leg only)



# INSET LAMINATE TOP WITH HARDWOOD EDGE



ROUND TOP



SQUARE TOP



SOFT SQUARE TOP

**BASE KEY**

- PC Painted Cylinder
- VY Veneer Cylinder
- OS Open Frame Square
- ML Post Metal Leg

**ROUND TABLES**

| MODEL #  | DIAMETER | SEATING CAPACITY | -PC   | -VY   | -OS   | -ML   |
|----------|----------|------------------|-------|-------|-------|-------|
| TFR-48-P | 48       | 4                | 4,602 | 4,807 | 3,384 | 3,066 |
| TFR-54-P | 54       | 6                | 5,605 | 5,831 | 4,222 | 3,755 |
| TFR-60-P | 60       | 6                | 6,562 | 6,802 | 5,055 | 4,422 |

**SQUARE TABLES**

| MODEL #    | LENGTH | WIDTH | SEATING CAPACITY | -OS   | -ML   |
|------------|--------|-------|------------------|-------|-------|
| TFS-4848-P | 48     | 48    | 4                | 3,384 | 3,066 |
| TFS-5454-P | 54     | 54    | 6                | 4,222 | 3,755 |
| TFS-6060-P | 60     | 60    | 6                | 5,055 | 4,422 |

**SOFT SQUARE TABLES**

| MODEL #    | LENGTH | WIDTH | SEATING CAPACITY | -OS   | -ML   |
|------------|--------|-------|------------------|-------|-------|
| TFQ-4848-P | 48     | 48    | 4                | 3,384 | 3,066 |
| TFQ-5454-P | 54     | 54    | 6                | 4,222 | 3,755 |
| TFQ-6060-P | 60     | 60    | 6                | 5,055 | 4,422 |

**OPTIONS**

Power & Data Options

**CODE**

**PRICE**

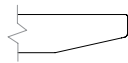
**NOTES**

See pages 112-122

**Polished Chrome Finish Options:**

- Polished Chrome Open Frame Square Add **-PCOS** \$1,186
- Polished Chrome Post Metal Legs Add **-PCML-TWB** \$1,284

**EDGE PROFILE**



Two4Six Cutback Edge

**GENERAL INFORMATION**

- Tops are 1-1/8"-thick with 3/16"-thick hardwood edge band
- Seating capacity based on 27" per person
- Overall table height 29.5"
- Standard with quarter cut veneer
- One section of wire management channel provided per table with Post Metal Leg and Open Frame Square Bases

**REQUIRED INFORMATION (ORDER CANNOT BE ENTERED WITHOUT THIS INFORMATION)**

See appendix pages vi-viii for surface material options.

- Choose Laminate Finish
- Choose Wood Species & Finish
- Choose Paint Finish, if -PC base is specified
- Choose Veneer Finish, if -VY base is specified
- Choose Metal Finish, if -OS or -ML base is specified (Clear Anodized (-CA) is an option on the Post Metal Leg only)



## LAMINATE TOP WITH CUTBACK EDGE



ROUND TOP



SQUARE TOP



SOFT SQUARE TOP

## BASE KEY

|    |                   |
|----|-------------------|
| PC | Painted Cylinder  |
| VY | Veneer Cylinder   |
| OS | Open Frame Square |
| ML | Post Metal Leg    |

## ROUND TABLES

| MODEL #   | DIAMETER | SEATING CAPACITY | -PC   | -VY   | -OS   | -ML   |
|-----------|----------|------------------|-------|-------|-------|-------|
| TFR-48-PA | 48       | 4                | 4,602 | 4,807 | 3,384 | 3,066 |
| TFR-54-PA | 54       | 6                | 5,605 | 5,831 | 4,222 | 3,755 |
| TFR-60-PA | 60       | 6                | 6,562 | 6,802 | 5,055 | 4,422 |

## SQUARE TABLES

| MODEL #     | LENGTH | WIDTH | SEATING CAPACITY | -OS   | -ML   |
|-------------|--------|-------|------------------|-------|-------|
| TFS-4848-PA | 48     | 48    | 4                | 3,384 | 3,066 |
| TFS-5454-PA | 54     | 54    | 6                | 4,222 | 3,755 |
| TFS-6060-PA | 60     | 60    | 6                | 5,055 | 4,422 |

## SOFT SQUARE TABLES

| MODEL #     | LENGTH | WIDTH | SEATING CAPACITY | -OS   | -ML   |
|-------------|--------|-------|------------------|-------|-------|
| TFQ-4848-PA | 48     | 48    | 4                | 3,384 | 3,066 |
| TFQ-5454-PA | 54     | 54    | 6                | 4,222 | 3,755 |
| TFQ-6060-PA | 60     | 60    | 6                | 5,055 | 4,422 |

## OPTIONS

## CODE

## PRICE

## NOTES

Power &amp; Data Options

See pages 112-122

## Polished Chrome Finish Options:

Polished Chrome Open Frame Square

Add -PCOS

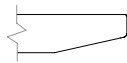
\$1,186

Polished Chrome Post Metal Legs

Add -PCML-TWB

\$1,284

## EDGE PROFILE



Two4Six Cutback Edge

## GENERAL INFORMATION

- Tops are 1-1/8"-thick
- Seating capacity based on 27" per person
- Overall table height 29.5"
- Standard with quarter cut veneer
- One section of wire management channel provided per table with Post Metal Leg and Open Frame Square Bases

## REQUIRED INFORMATION (ORDER CANNOT BE ENTERED WITHOUT THIS INFORMATION)

See appendix pages vi-viii for surface material options.

- Choose Laminate Finish
- Choose Edge Band Finish
- Choose Paint Finish, if -PC base is specified
- Choose Veneer Finish, if -VY base is specified
- Choose Metal Finish, if -OS or -ML base is specified (Clear Anodized (-CA) is an option on the Post Metal Leg only)



## LAMINATE TOP WITH SQUARE EDGE



ROUND TOP



SQUARE TOP



SOFT SQUARE TOP

## BASE KEY

|    |                   |
|----|-------------------|
| PC | Painted Cylinder  |
| VY | Veneer Cylinder   |
| OS | Open Frame Square |
| ML | Post Metal Leg    |

## ROUND TABLES

| MODEL #   | DIAMETER | SEATING CAPACITY | -PC   | -VY   | -OS   | -ML   |
|-----------|----------|------------------|-------|-------|-------|-------|
| TFR-48-PE | 48       | 4                | 4,333 | 4,526 | 3,186 | 2,886 |
| TFR-54-PE | 54       | 6                | 5,277 | 5,490 | 3,975 | 3,536 |
| TFR-60-PE | 60       | 6                | 6,178 | 6,404 | 4,759 | 4,163 |

## SQUARE TABLES

| MODEL #     | LENGTH | WIDTH | SEATING CAPACITY | -OS   | -ML   |
|-------------|--------|-------|------------------|-------|-------|
| TFS-4848-PE | 48     | 48    | 4                | 2,619 | 2,360 |
| TFS-5454-PE | 54     | 54    | 6                | 3,094 | 2,738 |
| TFS-6060-PE | 60     | 60    | 6                | 3,681 | 3,204 |

## SOFT SQUARE TABLES

| MODEL #     | LENGTH | WIDTH | SEATING CAPACITY | -OS   | -ML   |
|-------------|--------|-------|------------------|-------|-------|
| TFQ-4848-PE | 48     | 48    | 4                | 2,414 | 2,188 |
| TFQ-5454-PE | 54     | 54    | 6                | 2,848 | 2,533 |
| TFQ-6060-PE | 60     | 60    | 6                | 3,383 | 2,959 |

## OPTIONS

## CODE

## PRICE

## NOTES

Power &amp; Data Options

See pages 112-122

## Polished Chrome Finish Options:

Polished Chrome Open Frame Square

Add -PCOS

\$1,186

Polished Chrome Post Metal Legs

Add -PCML-TWB

\$1,284

## EDGE PROFILE



Two4Six Square Edge

## GENERAL INFORMATION

- Tops are 1-1/8" thick
- Seating capacity based on 27" per person
- Overall table height 29.5"
- Standard with quarter cut veneer
- One section of wire management channel provided per table with Post Metal Leg and Open Frame Square Bases

## REQUIRED INFORMATION (ORDER CANNOT BE ENTERED WITHOUT THIS INFORMATION)

See appendix pages vi-viii for surface material options.

- Choose Laminate Finish
- Choose Edge Band Finish
- Choose Paint Finish, if -PC base is specified
- Choose Veneer Finish, if -VY base is specified
- Choose Metal Finish, if -OS or -ML base is specified (Clear Anodized (-CA) is an option on the Post Metal Leg only)



# GLASS TOP



ROUND TOP



SQUARE TOP



SOFT SQUARE TOP

**BASE KEY**

- PC Painted Cylinder
- VY Veneer Cylinder
- OS Open Frame Square

**ROUND TABLES**

| MODEL #  | DIAMETER | SEATING CAPACITY | -PC    | -VY    | -OS   |
|----------|----------|------------------|--------|--------|-------|
| TFR-48-G | 48       | 4                | 8,941  | 9,339  | 6,573 |
| TFR-54-G | 54       | 6                | 10,888 | 11,328 | 8,201 |
| TFR-60-G | 60       | 6                | 12,747 | 13,214 | 9,819 |

**SQUARE TABLES**

| MODEL #    | LENGTH | WIDTH | SEATING CAPACITY | -OS   |
|------------|--------|-------|------------------|-------|
| TFS-4848-G | 48     | 48    | 4                | 6,573 |
| TFS-5454-G | 54     | 54    | 6                | 8,201 |
| TFS-6060-G | 60     | 60    | 6                | 9,819 |

**SOFT SQUARE TABLES**

| MODEL #    | LENGTH | WIDTH | SEATING CAPACITY | -OS   |
|------------|--------|-------|------------------|-------|
| TFQ-4848-G | 48     | 48    | 4                | 6,573 |
| TFQ-5454-G | 54     | 54    | 6                | 8,201 |
| TFQ-6060-G | 60     | 60    | 6                | 9,819 |

**OPTIONS**

Power & Data Options

**CODE**

**PRICE**

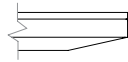
**NOTES**

See pages 112-122

**Polished Chrome Finish Options:**

- Polished Chrome Open Frame Square Add **-PCOS** \$1,186
- Polished Chrome Post Metal Legs Add **-PCML-TWB** \$1,284

**EDGE PROFILE**



Two4Six Glass Edge

**GENERAL INFORMATION**

- Tops are 1-1/8" -thick with 3/16" -thick hardwood edge band
- Seating capacity based on 27" per person
- Overall table height 29.5"
- Standard with quarter cut veneer
- One section of wire management channel provided per table with Post Metal Leg and Open Frame Square Bases

**REQUIRED INFORMATION (ORDER CANNOT BE ENTERED WITHOUT THIS INFORMATION)**

See appendix pages vi-viii for surface material options.

- Choose Glass Finish
- Choose Veneer Finish, if applicable
- Choose Metal Finish, if applicable
- Choose Paint Finish, if applicable
- Choose Sub-Top Finish: Paint Finish or Wood Species & Finish



# SOLID SURFACE TOP



ROUND TOP



SQUARE TOP



SOFT SQUARE TOP

**BASE KEY**

- PC Painted Cylinder
- VY Veneer Cylinder
- OS Open Frame Square

**ROUND TABLES**

| MODEL #   | DIAMETER | SEATING CAPACITY | -PC    | -VY    | -OS    |
|-----------|----------|------------------|--------|--------|--------|
| TFR-48-SS | 48       | 4                | 9,342  | 9,758  | 6,868  |
| TFR-54-SS | 54       | 6                | 11,376 | 11,836 | 8,569  |
| TFR-60-SS | 60       | 6                | 13,319 | 13,807 | 10,260 |

**SQUARE TABLES**

| MODEL #     | LENGTH | WIDTH | SEATING CAPACITY | -OS    |
|-------------|--------|-------|------------------|--------|
| TFS-4848-SS | 48     | 48    | 4                | 6,868  |
| TFS-5454-SS | 54     | 54    | 6                | 8,569  |
| TFS-6060-SS | 60     | 60    | 6                | 10,260 |

**SOFT SQUARE TABLES**

| MODEL #     | LENGTH | WIDTH | SEATING CAPACITY | -OS    |
|-------------|--------|-------|------------------|--------|
| TFQ-4848-SS | 48     | 48    | 4                | 6,868  |
| TFQ-5454-SS | 54     | 54    | 6                | 8,569  |
| TFQ-6060-SS | 60     | 60    | 6                | 10,260 |

| OPTIONS                                | CODE      | PRICE   | NOTES             |
|--|-----------|---------|-------------------|
| Power & Data Options                   |           |         | See pages 112-122 |
| <b>Polished Chrome Finish Options:</b> |           |         |                   |
| Polished Chrome Open Frame Square      | Add -PCOS | \$1,186 |                   |

**EDGE PROFILE**



Two4Six Solid Surface Edge

**GENERAL INFORMATION**

- Seating capacity based on 27" per person
- Overall table height 29.5"
- Standard with quarter cut veneer
- One section of wire management channel provided per table with Post Metal Leg and Open Frame Square Bases

**REQUIRED INFORMATION (ORDER CANNOT BE ENTERED WITHOUT THIS INFORMATION)**

See appendix pages vi-viii for surface material options.

- Choose Solid Surface Finish
- Choose Veneer Finish, if applicable
- Choose Metal Finish, if applicable
- Choose Paint Finish, if applicable



# STONE / QUARTZ TOP



ROUND TOP



SQUARE TOP



SOFT SQUARE TOP

**BASE KEY**

- PC Painted Cylinder
- VY Veneer Cylinder
- OS Open Frame Square

**ROUND TABLES**

| MODEL #  | DIAMETER | SEATING CAPACITY | -PC    | -VY    | -OS    |
|----------|----------|------------------|--------|--------|--------|
| TFR-48-S | 48       | 4                | 11,061 | 11,553 | 8,132  |
| TFR-54-S | 54       | 6                | 13,470 | 14,014 | 10,147 |

**SQUARE TABLES**

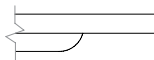
| MODEL #    | LENGTH | WIDTH | SEATING CAPACITY | -OS    |
|------------|--------|-------|------------------|--------|
| TFS-4848-S | 48     | 48    | 4                | 8,132  |
| TFS-5454-S | 54     | 54    | 6                | 10,147 |

**SOFT SQUARE TABLES**

| MODEL #    | LENGTH | WIDTH | SEATING CAPACITY | -OS    |
|------------|--------|-------|------------------|--------|
| TFQ-4848-S | 48     | 48    | 4                | 8,132  |
| TFQ-5454-S | 54     | 54    | 6                | 10,147 |

| OPTIONS                                | CODE      | PRICE   | NOTES             |
|--|-----------|---------|-------------------|
| Power & Data Options                   |           |         | See pages 112-122 |
| <b>Polished Chrome Finish Options:</b> |           |         |                   |
| Polished Chrome Open Frame Square      | Add -PCOS | \$1,186 |                   |

**EDGE PROFILE**



Two4Six Stone / Quartz Edge

**GENERAL INFORMATION**


- Seating capacity based on 27" per person
- Overall table height 29.5"
- One section of wire management channel provided per table with Post Metal Leg and Open Frame Square Bases

**REQUIRED INFORMATION (ORDER CANNOT BE ENTERED WITHOUT THIS INFORMATION)**  
 See appendix pages vi-viii for surface material options.

- Choose Stone/Quartz Finish
- Choose Veneer Finish, if applicable
- Choose Metal Finish
- Choose Paint Finish, if applicable



# VENEER TOP WITH HARDWOOD EDGE



RECTANGLE TOP

**BASE KEY**

- OF Open Frame
- OFX Open Frame with X Center Base
- OFRP Open Frame with Painted Rectangle Center Base
- OFRV Open Frame with Veneer Rectangle Center Base

- RCL Laminate Racetrack Base
- RCP Painted Racetrack Base
- RCV Veneer Racetrack Base

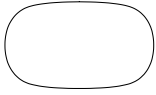
- ML Post Metal Leg
- MLX Post Metal Leg with X Center Base
- MLRP Post Metal Leg with Painted Rectangle Center Base
- MLRV Post Metal Leg with Veneer Rectangle Center Base

**RECTANGLE TABLES**

| MODEL #     | L x W    | BASE QTY | TOP SECTIONS | SEATING CAPACITY | -OF    | -OFX   | -OFRP  | -OFRV  | -RCL   | -RCP   | -RCV   | -ML    | -MLX   | -MLRP  | -MLRV  |
|-------------|----------|----------|--------------|------------------|--------|--------|--------|--------|--------|--------|--------|--------|--------|--------|--------|
| TFT-6030-V  | 60 x 30  | 2        | 1            | 4                | 4,182  | -      | -      | -      | -      | -      | -      | 3,123  | -      | -      | -      |
| TFT-6036-V  | 60 x 36  | 2        | 1            | 4                | 4,397  | -      | -      | -      | -      | -      | -      | 3,287  | -      | -      | -      |
| TFT-6042-V  | 60 x 42  | 2        | 1            | 4                | 5,017  | -      | -      | -      | -      | -      | -      | 3,753  | -      | -      | -      |
| TFT-6048-V  | 60 x 48  | 2        | 1            | 4                | 5,432  | -      | -      | -      | -      | -      | -      | 4,067  | -      | -      | -      |
| TFT-6630-V  | 66 x 30  | 2        | 1            | 4                | 4,558  | -      | -      | -      | -      | -      | -      | 3,413  | -      | -      | -      |
| TFT-6636-V  | 66 x 36  | 2        | 1            | 4                | 4,808  | -      | -      | -      | -      | -      | -      | 3,603  | -      | -      | -      |
| TFT-6642-V  | 66 x 42  | 2        | 1            | 4                | 5,501  | -      | -      | -      | -      | -      | -      | 4,126  | -      | -      | -      |
| TFT-6648-V  | 66 x 48  | 2        | 1            | 4                | 5,973  | -      | -      | -      | -      | -      | -      | 4,483  | -      | -      | -      |
| TFT-7230-V  | 72 x 30  | 2        | 1            | 6                | 4,701  | -      | -      | -      | -      | -      | -      | 3,528  | -      | -      | -      |
| TFT-7236-V  | 72 x 36  | 2        | 1            | 6                | 4,974  | -      | -      | -      | -      | -      | -      | 3,736  | -      | -      | -      |
| TFT-7242-V  | 72 x 42  | 2        | 1            | 6                | 5,707  | -      | -      | -      | 5,707  | 5,983  | 6,252  | 4,290  | -      | -      | -      |
| TFT-7248-V  | 72 x 48  | 2        | 1            | 6                | 6,211  | -      | -      | -      | 6,211  | 6,497  | 6,775  | 4,672  | -      | -      | -      |
| TFT-7830-V  | 78 x 30  | 2        | 1            | 6                | 5,181  | -      | -      | -      | -      | -      | -      | 3,898  | -      | -      | -      |
| TFT-7836-V  | 78 x 36  | 2        | 1            | 6                | 5,497  | -      | -      | -      | -      | -      | -      | 4,139  | -      | -      | -      |
| TFT-7842-V  | 78 x 42  | 2        | 1            | 6                | 6,323  | -      | -      | -      | 6,323  | 6,618  | 6,906  | 4,762  | -      | -      | -      |
| TFT-7848-V  | 78 x 48  | 2        | 1            | 6                | 6,898  | -      | -      | -      | 6,898  | 7,202  | 7,500  | 5,198  | -      | -      | -      |
| TFT-8430-V  | 84 x 30  | 2        | 1            | 8                | 5,335  | -      | -      | -      | -      | -      | -      | 4,022  | -      | -      | -      |
| TFT-8436-V  | 84 x 36  | 2        | 1            | 8                | 5,676  | -      | -      | -      | -      | -      | -      | 4,282  | -      | -      | -      |
| TFT-8442-V  | 84 x 42  | 2        | 1            | 8                | 6,542  | -      | -      | -      | 6,542  | 6,837  | 7,125  | 4,939  | -      | -      | -      |
| TFT-8448-V  | 84 x 48  | 2        | 1            | 8                | 7,152  | -      | -      | -      | 7,152  | 7,457  | 7,755  | 5,401  | -      | -      | -      |
| TFT-9030-V  | 90 x 30  | 2        | 1            | 8                | 5,773  | -      | -      | -      | -      | -      | -      | 4,361  | -      | -      | -      |
| TFT-9036-V  | 90 x 36  | 2        | 1            | 8                | 6,157  | -      | -      | -      | -      | -      | -      | 4,654  | -      | -      | -      |
| TFT-9042-V  | 90 x 42  | 2        | 1            | 8                | 7,114  | -      | -      | -      | 7,114  | 7,424  | 7,727  | 5,379  | -      | -      | -      |
| TFT-9048-V  | 90 x 48  | 2        | 1            | 8                | 7,791  | -      | -      | -      | 7,791  | 8,112  | 8,426  | 5,894  | -      | -      | -      |
| TFT-9630-V  | 96 x 30  | 2        | 1            | 8                | 5,934  | -      | -      | -      | -      | -      | -      | 4,492  | -      | -      | -      |
| TFT-9636-V  | 96 x 36  | 2        | 1            | 8                | 6,344  | -      | -      | -      | -      | -      | -      | 4,804  | -      | -      | -      |
| TFT-9642-V  | 96 x 42  | 2        | 1            | 8                | 7,345  | -      | -      | -      | 7,345  | 7,655  | 7,958  | 5,563  | -      | -      | -      |
| TFT-9648-V  | 96 x 48  | 2        | 1            | 8                | 8,059  | -      | -      | -      | 8,059  | 8,379  | 8,693  | 6,106  | -      | -      | -      |
| TFT-10242-V | 102 x 42 | 2        | 1            | 8                | 7,997  | -      | -      | -      | 7,997  | 8,324  | 8,644  | 6,068  | -      | -      | -      |
| TFT-10248-V | 102 x 48 | 2        | 1            | 8                | 8,789  | -      | -      | -      | 8,789  | 9,128  | 9,459  | 6,670  | -      | -      | -      |
| TFT-10842-V | 108 x 42 | 2        | 1            | 10               | 8,241  | -      | -      | -      | 8,241  | 8,568  | 8,888  | 6,262  | -      | -      | -      |
| TFT-10848-V | 108 x 48 | 2        | 1            | 10               | 9,072  | -      | -      | -      | 9,072  | 9,410  | 9,741  | 6,894  | -      | -      | -      |
| TFT-10854-V | 108 x 54 | 2        | 1            | 10               | 10,048 | -      | -      | -      | 10,048 | 10,401 | 10,747 | 7,636  | -      | -      | -      |
| TFT-11442-V | 114 x 42 | 2        | 1            | 10               | 8,930  | -      | -      | -      | 8,930  | 9,275  | 9,612  | 6,796  | -      | -      | -      |
| TFT-11448-V | 114 x 48 | 2        | 1            | 10               | 9,848  | -      | -      | -      | 9,848  | 10,204 | 10,552 | 7,494  | -      | -      | -      |
| TFT-11454-V | 114 x 54 | 2        | 1            | 12               | 10,920 | -      | -      | -      | 10,920 | 11,292 | 11,656 | 8,310  | -      | -      | -      |
| TFT-12042-V | 120 x 42 | 2        | 1            | 10               | 9,187  | -      | -      | -      | 9,187  | 9,532  | 9,869  | 7,001  | -      | -      | -      |
| TFT-12048-V | 120 x 48 | 2        | 1            | 10               | 10,145 | -      | -      | -      | 10,145 | 10,501 | 10,850 | 7,730  | -      | -      | -      |
| TFT-12054-V | 120 x 54 | 2        | 1            | 12               | 11,264 | -      | -      | -      | 11,264 | 11,636 | 12,000 | 8,582  | -      | -      | -      |
| TFT-13242-V | 132 x 42 | 2        | 2            | 10               | 10,105 | -      | -      | -      | 10,105 | 10,463 | 10,814 | 7,720  | -      | -      | -      |
| TFT-13248-V | 132 x 48 | 2        | 2            | 10               | 11,188 | -      | -      | -      | 11,188 | 11,559 | 11,922 | 8,545  | -      | -      | -      |
| TFT-13254-V | 132 x 54 | 2        | 2            | 12               | 12,451 | -      | -      | -      | 12,451 | 12,839 | 13,218 | 9,507  | -      | -      | -      |
| TFT-14448-V | 144 x 48 | 2        | 2            | 12               | 12,279 | -      | -      | -      | 12,279 | 12,665 | 13,043 | 9,398  | -      | -      | -      |
| TFT-14454-V | 144 x 54 | 2        | 2            | 14               | 13,695 | -      | -      | -      | 13,695 | 14,099 | 14,493 | 10,478 | -      | -      | -      |
| TFT-14460-V | 144 x 60 | 2        | 2            | 14               | 15,340 | -      | -      | -      | 15,340 | 15,764 | 16,179 | 11,731 | -      | -      | -      |
| TFT-15648-V | 156 x 48 | 3        | 2            | 14               | -      | 15,657 | 15,657 | 15,657 | 15,657 | 16,242 | 16,814 | -      | 12,005 | 12,005 | 12,005 |
| TFT-15654-V | 156 x 54 | 3        | 2            | 14               | -      | 17,305 | 17,305 | 17,305 | 17,305 | 17,917 | 18,514 | -      | 13,263 | 13,263 | 13,263 |
| TFT-15660-V | 156 x 60 | 3        | 2            | 14               | -      | 19,228 | 19,228 | 19,228 | 19,228 | 19,872 | 20,501 | -      | 14,730 | 14,730 | 14,730 |
| TFT-16854-V | 168 x 54 | 3        | 2            | 16               | -      | 18,154 | 18,154 | 18,154 | 18,154 | 18,765 | 19,362 | -      | 13,953 | 13,953 | 13,953 |
| TFT-16860-V | 168 x 60 | 3        | 2            | 16               | -      | 20,199 | 20,199 | 20,199 | 20,199 | 20,842 | 21,471 | -      | 15,517 | 15,517 | 15,517 |
| TFT-18054-V | 180 x 54 | 3        | 2            | 16               | -      | 19,002 | 19,002 | 19,002 | 19,002 | 19,613 | 20,210 | -      | 14,643 | 14,643 | 14,643 |
| TFT-18060-V | 180 x 60 | 3        | 2            | 16               | -      | 21,169 | 21,169 | 21,169 | 21,169 | 21,813 | 22,442 | -      | 16,303 | 16,303 | 16,303 |
| TFT-19254-V | 192 x 54 | 3        | 2            | 18               | -      | 19,850 | 19,850 | 19,850 | 19,850 | 20,461 | 21,059 | -      | 15,335 | 15,335 | 15,335 |
| TFT-19260-V | 192 x 60 | 3        | 2            | 18               | -      | 22,139 | 22,139 | 22,139 | 22,139 | 22,783 | 23,412 | -      | 17,088 | 17,088 | 17,088 |
| TFT-20454-V | 204 x 54 | 3        | 2            | 18               | -      | 21,538 | 21,538 | 21,538 | 21,538 | 22,174 | 22,796 | -      | 16,676 | 16,676 | 16,676 |
| TFT-20460-V | 204 x 60 | 3        | 2            | 18               | -      | 24,048 | 24,048 | 24,048 | 24,048 | 24,718 | 25,372 | -      | 18,601 | 18,601 | 18,601 |
| TFT-21654-V | 216 x 54 | 3        | 2            | 20               | -      | 22,968 | 22,968 | 22,968 | 22,968 | 23,619 | 24,256 | -      | 17,818 | 17,818 | 17,818 |
| TFT-21660-V | 216 x 60 | 3        | 2            | 20               | -      | 25,670 | 25,670 | 25,670 | 25,670 | 26,356 | 27,026 | -      | 19,893 | 19,893 | 19,893 |
| TFT-22854-V | 228 x 54 | 3        | 2            | 20               | -      | 24,100 | 24,100 | 24,100 | 24,100 | 24,758 | 25,400 | -      | 18,731 | 18,731 | 18,731 |
| TFT-22860-V | 228 x 60 | 3        | 2            | 20               | -      | 26,958 | 26,958 | 26,958 | 26,958 | 27,651 | 28,328 | -      | 20,928 | 20,928 | 20,928 |
| TFT-24054-V | 240 x 54 | 3        | 2            | 20               | -      | 25,296 | 25,296 | 25,296 | 25,296 | 25,961 | 26,611 | -      | 19,695 | 19,695 | 19,695 |
| TFT-24060-V | 240 x 60 | 3        | 2            | 20               | -      | 28,319 | 28,319 | 28,319 | 28,319 | 29,020 | 29,704 | -      | 22,019 | 22,019 | 22,019 |



# VENEER TOP WITH HARDWOOD EDGE



SOFT RECTANGLE TOP

**BASE KEY**

- OF Open Frame
- OFX Open Frame with X Center Base
- OFRP Open Frame with Painted Rectangle Center Base
- OFRV Open Frame with Veneer Rectangle Center Base

- RCL Laminate Racetrack Base
- RCP Painted Racetrack Base
- RCV Veneer Racetrack Base

- ML Post Metal Leg
- MLX Post Metal Leg with X Center Base
- MLRP Post Metal Leg with Painted Rectangle Center Base
- MLRV Post Metal Leg with Veneer Rectangle Center Base

**SOFT RECTANGLE TABLES**

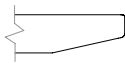
| MODEL #     | L x W    | BASE QTY | TOP SECTIONS | SEATING CAPACITY | -OF    | -OFX   | -OFRP  | -OFRV  | -RCL   | -RCP   | -RCV   | -ML    | -MLX   | -MLRP  | -MLRV  |
|-------------|----------|----------|--------------|------------------|--------|--------|--------|--------|--------|--------|--------|--------|--------|--------|--------|
| TFF-6030-V  | 60 x 30  | 2        | 1            | 4                | 4,182  | -      | -      | -      | -      | -      | -      | 3,123  | -      | -      | -      |
| TFF-6036-V  | 60 x 36  | 2        | 1            | 4                | 4,397  | -      | -      | -      | -      | -      | -      | 3,287  | -      | -      | -      |
| TFF-6042-V  | 60 x 42  | 2        | 1            | 4                | 5,017  | -      | -      | -      | -      | -      | -      | 3,753  | -      | -      | -      |
| TFF-6048-V  | 60 x 48  | 2        | 1            | 4                | 5,432  | -      | -      | -      | -      | -      | -      | 4,067  | -      | -      | -      |
| TFF-6630-V  | 66 x 30  | 2        | 1            | 4                | 4,558  | -      | -      | -      | -      | -      | -      | 3,413  | -      | -      | -      |
| TFF-6636-V  | 66 x 36  | 2        | 1            | 4                | 4,808  | -      | -      | -      | -      | -      | -      | 3,603  | -      | -      | -      |
| TFF-6642-V  | 66 x 42  | 2        | 1            | 4                | 5,501  | -      | -      | -      | -      | -      | -      | 4,126  | -      | -      | -      |
| TFF-6648-V  | 66 x 48  | 2        | 1            | 4                | 5,973  | -      | -      | -      | -      | -      | -      | 4,483  | -      | -      | -      |
| TFF-7230-V  | 72 x 30  | 2        | 1            | 6                | 4,701  | -      | -      | -      | -      | -      | -      | 3,528  | -      | -      | -      |
| TFF-7236-V  | 72 x 36  | 2        | 1            | 6                | 4,974  | -      | -      | -      | -      | -      | -      | 3,736  | -      | -      | -      |
| TFF-7242-V  | 72 x 42  | 2        | 1            | 6                | 5,707  | -      | -      | -      | 5,707  | 5,983  | 6,252  | 4,290  | -      | -      | -      |
| TFF-7248-V  | 72 x 48  | 2        | 1            | 6                | 6,211  | -      | -      | -      | 6,211  | 6,497  | 6,775  | 4,672  | -      | -      | -      |
| TFF-7830-V  | 78 x 30  | 2        | 1            | 6                | 5,181  | -      | -      | -      | -      | -      | -      | 3,898  | -      | -      | -      |
| TFF-7836-V  | 78 x 36  | 2        | 1            | 6                | 5,497  | -      | -      | -      | -      | -      | -      | 4,139  | -      | -      | -      |
| TFF-7842-V  | 78 x 42  | 2        | 1            | 6                | 6,323  | -      | -      | -      | 6,323  | 6,618  | 6,906  | 4,762  | -      | -      | -      |
| TFF-7848-V  | 78 x 48  | 2        | 1            | 6                | 6,898  | -      | -      | -      | 6,898  | 7,202  | 7,500  | 5,198  | -      | -      | -      |
| TFF-8430-V  | 84 x 30  | 2        | 1            | 8                | 5,335  | -      | -      | -      | -      | -      | -      | 4,022  | -      | -      | -      |
| TFF-8436-V  | 84 x 36  | 2        | 1            | 8                | 5,676  | -      | -      | -      | -      | -      | -      | 4,282  | -      | -      | -      |
| TFF-8442-V  | 84 x 42  | 2        | 1            | 8                | 6,542  | -      | -      | -      | 6,542  | 6,837  | 7,125  | 4,939  | -      | -      | -      |
| TFF-8448-V  | 84 x 48  | 2        | 1            | 8                | 7,152  | -      | -      | -      | 7,152  | 7,457  | 7,755  | 5,401  | -      | -      | -      |
| TFF-9030-V  | 90 x 30  | 2        | 1            | 8                | 5,773  | -      | -      | -      | -      | -      | -      | 4,361  | -      | -      | -      |
| TFF-9036-V  | 90 x 36  | 2        | 1            | 8                | 6,157  | -      | -      | -      | -      | -      | -      | 4,654  | -      | -      | -      |
| TFF-9042-V  | 90 x 42  | 2        | 1            | 8                | 7,114  | -      | -      | -      | 7,114  | 7,424  | 7,727  | 5,379  | -      | -      | -      |
| TFF-9048-V  | 90 x 48  | 2        | 1            | 8                | 7,791  | -      | -      | -      | 7,791  | 8,112  | 8,426  | 5,894  | -      | -      | -      |
| TFF-9630-V  | 96 x 30  | 2        | 1            | 8                | 5,934  | -      | -      | -      | -      | -      | -      | 4,492  | -      | -      | -      |
| TFF-9636-V  | 96 x 36  | 2        | 1            | 8                | 6,344  | -      | -      | -      | -      | -      | -      | 4,804  | -      | -      | -      |
| TFF-9642-V  | 96 x 42  | 2        | 1            | 8                | 7,345  | -      | -      | -      | 7,345  | 7,655  | 7,958  | 5,563  | -      | -      | -      |
| TFF-9648-V  | 96 x 48  | 2        | 1            | 8                | 8,059  | -      | -      | -      | 8,059  | 8,379  | 8,693  | 6,106  | -      | -      | -      |
| TFF-10242-V | 102 x 42 | 2        | 1            | 8                | 7,997  | -      | -      | -      | 7,997  | 8,324  | 8,644  | 6,068  | -      | -      | -      |
| TFF-10248-V | 102 x 48 | 2        | 1            | 8                | 8,789  | -      | -      | -      | 8,789  | 9,128  | 9,459  | 6,670  | -      | -      | -      |
| TFF-10842-V | 108 x 42 | 2        | 1            | 10               | 8,241  | -      | -      | -      | 8,241  | 8,568  | 8,888  | 6,262  | -      | -      | -      |
| TFF-10848-V | 108 x 48 | 2        | 1            | 10               | 9,072  | -      | -      | -      | 9,072  | 9,410  | 9,741  | 6,894  | -      | -      | -      |
| TFF-10854-V | 108 x 54 | 2        | 1            | 10               | 10,048 | -      | -      | -      | 10,048 | 10,401 | 10,747 | 7,636  | -      | -      | -      |
| TFF-11442-V | 114 x 42 | 2        | 1            | 10               | 8,930  | -      | -      | -      | 8,930  | 9,275  | 9,612  | 6,796  | -      | -      | -      |
| TFF-11448-V | 114 x 48 | 2        | 1            | 10               | 9,848  | -      | -      | -      | 9,848  | 10,204 | 10,552 | 7,494  | -      | -      | -      |
| TFF-11454-V | 114 x 54 | 2        | 1            | 12               | 10,920 | -      | -      | -      | 10,920 | 11,292 | 11,656 | 8,310  | -      | -      | -      |
| TFF-12042-V | 120 x 42 | 2        | 1            | 10               | 9,187  | -      | -      | -      | 9,187  | 9,532  | 9,869  | 7,001  | -      | -      | -      |
| TFF-12048-V | 120 x 48 | 2        | 1            | 10               | 10,145 | -      | -      | -      | 10,145 | 10,501 | 10,850 | 7,730  | -      | -      | -      |
| TFF-12054-V | 120 x 54 | 2        | 1            | 12               | 11,264 | -      | -      | -      | 11,264 | 11,636 | 12,000 | 8,582  | -      | -      | -      |
| TFF-13242-V | 132 x 42 | 2        | 2            | 10               | 10,105 | -      | -      | -      | 10,105 | 10,463 | 10,814 | 7,720  | -      | -      | -      |
| TFF-13248-V | 132 x 48 | 2        | 2            | 10               | 11,188 | -      | -      | -      | 11,188 | 11,559 | 11,922 | 8,545  | -      | -      | -      |
| TFF-13254-V | 132 x 54 | 2        | 2            | 12               | 12,451 | -      | -      | -      | 12,451 | 12,839 | 13,218 | 9,507  | -      | -      | -      |
| TFF-14448-V | 144 x 48 | 2        | 2            | 12               | 12,279 | -      | -      | -      | 12,279 | 12,665 | 13,043 | 9,398  | -      | -      | -      |
| TFF-14454-V | 144 x 54 | 2        | 2            | 14               | 13,695 | -      | -      | -      | 13,695 | 14,099 | 14,493 | 10,478 | -      | -      | -      |
| TFF-14460-V | 144 x 60 | 2        | 2            | 14               | 15,340 | -      | -      | -      | 15,340 | 15,764 | 16,179 | 11,731 | -      | -      | -      |
| TFF-15648-V | 156 x 48 | 3        | 2            | 14               | -      | 15,657 | 15,657 | 15,657 | 15,657 | 16,242 | 16,814 | -      | 12,005 | 12,005 | 12,005 |
| TFF-15654-V | 156 x 54 | 3        | 2            | 14               | -      | 17,305 | 17,305 | 17,305 | 17,305 | 17,917 | 18,514 | -      | 13,263 | 13,263 | 13,263 |
| TFF-15660-V | 156 x 60 | 3        | 2            | 14               | -      | 19,228 | 19,228 | 19,228 | 19,228 | 19,872 | 20,501 | -      | 14,730 | 14,730 | 14,730 |
| TFF-16854-V | 168 x 54 | 3        | 2            | 16               | -      | 18,154 | 18,154 | 18,154 | 18,154 | 18,765 | 19,362 | -      | 13,953 | 13,953 | 13,953 |
| TFF-16860-V | 168 x 60 | 3        | 2            | 16               | -      | 20,199 | 20,199 | 20,199 | 20,199 | 20,842 | 21,471 | -      | 15,517 | 15,517 | 15,517 |
| TFF-18054-V | 180 x 54 | 3        | 2            | 16               | -      | 19,002 | 19,002 | 19,002 | 19,002 | 19,613 | 20,210 | -      | 14,643 | 14,643 | 14,643 |
| TFF-18060-V | 180 x 60 | 3        | 2            | 16               | -      | 21,169 | 21,169 | 21,169 | 21,169 | 21,813 | 22,442 | -      | 16,303 | 16,303 | 16,303 |
| TFF-19254-V | 192 x 54 | 3        | 2            | 18               | -      | 19,850 | 19,850 | 19,850 | 19,850 | 20,461 | 21,059 | -      | 15,335 | 15,335 | 15,335 |
| TFF-19260-V | 192 x 60 | 3        | 2            | 18               | -      | 22,139 | 22,139 | 22,139 | 22,139 | 22,783 | 23,412 | -      | 17,088 | 17,088 | 17,088 |
| TFF-20454-V | 204 x 54 | 3        | 2            | 18               | -      | 21,538 | 21,538 | 21,538 | 21,538 | 22,174 | 22,796 | -      | 16,676 | 16,676 | 16,676 |
| TFF-20460-V | 204 x 60 | 3        | 2            | 18               | -      | 24,048 | 24,048 | 24,048 | 24,048 | 24,718 | 25,372 | -      | 18,601 | 18,601 | 18,601 |
| TFF-21654-V | 216 x 54 | 3        | 2            | 20               | -      | 22,968 | 22,968 | 22,968 | 22,968 | 23,619 | 24,256 | -      | 17,818 | 17,818 | 17,818 |
| TFF-21660-V | 216 x 60 | 3        | 2            | 20               | -      | 25,670 | 25,670 | 25,670 | 25,670 | 26,356 | 27,026 | -      | 19,893 | 19,893 | 19,893 |
| TFF-22854-V | 228 x 54 | 3        | 2            | 20               | -      | 24,100 | 24,100 | 24,100 | 24,100 | 24,758 | 25,400 | -      | 18,731 | 18,731 | 18,731 |
| TFF-22860-V | 228 x 60 | 3        | 2            | 20               | -      | 26,958 | 26,958 | 26,958 | 26,958 | 27,651 | 28,328 | -      | 20,928 | 20,928 | 20,928 |
| TFF-24054-V | 240 x 54 | 3        | 2            | 20               | -      | 25,296 | 25,296 | 25,296 | 25,296 | 25,961 | 26,611 | -      | 19,695 | 19,695 | 19,695 |
| TFF-24060-V | 240 x 60 | 3        | 2            | 20               | -      | 28,319 | 28,319 | 28,319 | 28,319 | 29,020 | 29,704 | -      | 22,019 | 22,019 | 22,019 |



# VENEER TOP WITH HARDWOOD EDGE

| OPTIONS  | CODE           | PRICE   | NOTES   |
|--|----------------|---------|---|
| Power & Data Options   |                |         | See pages 112-122   |
| <b>Polished Chrome Finish Options:</b>                           |                |         |   |
| Polished Chrome Open Frame Base                                  | Add -PCOF-TWB  | \$2,392 |   |
| Polished Chrome Post Metal Legs                                  | Add -PCML-TWB  | \$1,284 |   |
| Polished Chrome Open Frame with X-Center Base                    | Add -PCOFX-TWB | \$3,586 |   |
| Polished Chrome Post Metal Legs with X-Center Base               | Add -PCMLX-TWB | \$2,478 |   |
| <b>Multi-Section Tops:</b>                                       |                |         |   |
| 102", 108", 114" and 120" one-piece tops split into two sections | Specify -2     | \$843   | Note: Power Matrix (center of table location only) cannot be specified when this option is selected |
| 204", 216", 228" or 240" two-piece tops split into four sections | Specify -4     | \$1,681 |   |

## EDGE PROFILE



Two4Six Cutback Edge

## GENERAL INFORMATION

- Tops are 1-1/8"-thick with 3/16"-thick hardwood edge band
- Seating capacity based on 27" per person
- Overall table height 29.5"
- Standard with quarter cut veneer
- One section of wire management channel provided per table with Post Metal Leg and Open Frame Square Bases
- Racetrack Bases have a removable access door


### REQUIRED INFORMATION (ORDER CANNOT BE ENTERED WITHOUT THIS INFORMATION)

See appendix pages vi-viii for surface material options.

- Choose Veneer Finish
- Choose Metal Finish only if -OF or -ML bases specified (Clear Anodized (-CA) is an option on the Post Metal Leg only)
- Choose Solid Edge Band Finish or Coordinating Woodgrain Edge Band Finish, if -RCL Base specified
- Choose Beam Metal Finish for tables 102"-240" L, with a Racetrack Base (-RCL, -RCP, -RCV)



# INSET LAMINATE TOP WITH HARDWOOD EDGE



RECTANGLE TOP

**BASE KEY**

- OF Open Frame
- OFX Open Frame with X Center Base
- OFRP Open Frame with Painted Rectangle Center Base
- OFRV Open Frame with Veneer Rectangle Center Base

- RCL Laminate Racetrack Base
- RCP Painted Racetrack Base
- RCV Veneer Racetrack Base

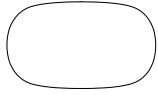
- ML Post Metal Leg
- MLX Post Metal Leg with X Center Base
- MLRP Post Metal Leg with Painted Rectangle Center Base
- MLRV Post Metal Leg with Veneer Rectangle Center Base

**RECTANGLE TABLES**

| MODEL #     | L x W    | BASE QTY | TOP SECTIONS | SEATING CAPACITY | -OF    | -OFX   | -OFRP  | -OFRV  | -RCL   | -RCP   | -RCV   | -ML    | -MLX   | -MLRP  | -MLRV  |
|-------------|----------|----------|--------------|------------------|--------|--------|--------|--------|--------|--------|--------|--------|--------|--------|--------|
| TFT-6030-P  | 60 x 30  | 2        | 1            | 4                | 3,952  | -      | -      | -      | -      | -      | -      | 2,952  | -      | -      | -      |
| TFT-6036-P  | 60 x 36  | 2        | 1            | 4                | 4,156  | -      | -      | -      | -      | -      | -      | 3,107  | -      | -      | -      |
| TFT-6042-P  | 60 x 42  | 2        | 1            | 4                | 4,742  | -      | -      | -      | -      | -      | -      | 3,547  | -      | -      | -      |
| TFT-6048-P  | 60 x 48  | 2        | 1            | 4                | 5,134  | -      | -      | -      | -      | -      | -      | 3,844  | -      | -      | -      |
| TFT-6630-P  | 66 x 30  | 2        | 1            | 4                | 4,308  | -      | -      | -      | -      | -      | -      | 3,226  | -      | -      | -      |
| TFT-6636-P  | 66 x 36  | 2        | 1            | 4                | 4,544  | -      | -      | -      | -      | -      | -      | 3,405  | -      | -      | -      |
| TFT-6642-P  | 66 x 42  | 2        | 1            | 4                | 5,199  | -      | -      | -      | -      | -      | -      | 3,900  | -      | -      | -      |
| TFT-6648-P  | 66 x 48  | 2        | 1            | 4                | 5,645  | -      | -      | -      | -      | -      | -      | 4,237  | -      | -      | -      |
| TFT-7230-P  | 72 x 30  | 2        | 1            | 6                | 4,443  | -      | -      | -      | -      | -      | -      | 3,334  | -      | -      | -      |
| TFT-7236-P  | 72 x 36  | 2        | 1            | 6                | 4,701  | -      | -      | -      | -      | -      | -      | 3,531  | -      | -      | -      |
| TFT-7242-P  | 72 x 42  | 2        | 1            | 6                | 5,394  | -      | -      | -      | 5,394  | 5,654  | 5,909  | 4,055  | -      | -      | -      |
| TFT-7248-P  | 72 x 48  | 2        | 1            | 6                | 5,870  | -      | -      | -      | 5,870  | 6,140  | 6,403  | 4,416  | -      | -      | -      |
| TFT-7830-P  | 78 x 30  | 2        | 1            | 6                | 4,897  | -      | -      | -      | -      | -      | -      | 3,684  | -      | -      | -      |
| TFT-7836-P  | 78 x 36  | 2        | 1            | 6                | 5,195  | -      | -      | -      | -      | -      | -      | 3,912  | -      | -      | -      |
| TFT-7842-P  | 78 x 42  | 2        | 1            | 6                | 5,976  | -      | -      | -      | 5,976  | 6,255  | 6,527  | 4,501  | -      | -      | -      |
| TFT-7848-P  | 78 x 48  | 2        | 1            | 6                | 6,519  | -      | -      | -      | 6,519  | 6,806  | 7,088  | 4,913  | -      | -      | -      |
| TFT-8430-P  | 84 x 30  | 2        | 1            | 8                | 5,042  | -      | -      | -      | -      | -      | -      | 3,801  | -      | -      | -      |
| TFT-8436-P  | 84 x 36  | 2        | 1            | 8                | 5,364  | -      | -      | -      | -      | -      | -      | 4,047  | -      | -      | -      |
| TFT-8442-P  | 84 x 42  | 2        | 1            | 8                | 6,183  | -      | -      | -      | 6,183  | 6,461  | 6,734  | 4,668  | -      | -      | -      |
| TFT-8448-P  | 84 x 48  | 2        | 1            | 8                | 6,759  | -      | -      | -      | 6,759  | 7,047  | 7,329  | 5,104  | -      | -      | -      |
| TFT-9030-P  | 90 x 30  | 2        | 1            | 8                | 5,456  | -      | -      | -      | -      | -      | -      | 4,122  | -      | -      | -      |
| TFT-9036-P  | 90 x 36  | 2        | 1            | 8                | 5,819  | -      | -      | -      | -      | -      | -      | 4,399  | -      | -      | -      |
| TFT-9042-P  | 90 x 42  | 2        | 1            | 8                | 6,723  | -      | -      | -      | 6,723  | 7,016  | 7,303  | 5,084  | -      | -      | -      |
| TFT-9048-P  | 90 x 48  | 2        | 1            | 8                | 7,363  | -      | -      | -      | 7,363  | 7,666  | 7,963  | 5,570  | -      | -      | -      |
| TFT-9630-P  | 96 x 30  | 2        | 1            | 8                | 5,608  | -      | -      | -      | -      | -      | -      | 4,245  | -      | -      | -      |
| TFT-9636-P  | 96 x 36  | 2        | 1            | 8                | 5,996  | -      | -      | -      | -      | -      | -      | 4,540  | -      | -      | -      |
| TFT-9642-P  | 96 x 42  | 2        | 1            | 8                | 6,942  | -      | -      | -      | 6,942  | 7,234  | 7,521  | 5,258  | -      | -      | -      |
| TFT-9648-P  | 96 x 48  | 2        | 1            | 8                | 7,616  | -      | -      | -      | 7,616  | 7,919  | 8,215  | 5,771  | -      | -      | -      |
| TFT-10242-P | 102 x 42 | 2        | 1            | 8                | 7,558  | -      | -      | -      | 7,558  | 7,867  | 8,169  | 5,735  | -      | -      | -      |
| TFT-10248-P | 102 x 48 | 2        | 1            | 8                | 8,306  | -      | -      | -      | 8,306  | 8,626  | 8,939  | 6,304  | -      | -      | -      |
| TFT-10842-P | 108 x 42 | 2        | 1            | 10               | 7,788  | -      | -      | -      | 7,788  | 8,097  | 8,400  | 5,918  | -      | -      | -      |
| TFT-10848-P | 108 x 48 | 2        | 1            | 10               | 8,574  | -      | -      | -      | 8,574  | 8,893  | 9,206  | 6,515  | -      | -      | -      |
| TFT-10854-P | 108 x 54 | 2        | 1            | 10               | 9,496  | -      | -      | -      | 9,496  | 9,829  | 10,156 | 7,217  | -      | -      | -      |
| TFT-11442-P | 114 x 42 | 2        | 1            | 10               | 8,439  | -      | -      | -      | 8,439  | 8,765  | 9,084  | 6,423  | -      | -      | -      |
| TFT-11448-P | 114 x 48 | 2        | 1            | 10               | 9,307  | -      | -      | -      | 9,307  | 9,643  | 9,972  | 7,082  | -      | -      | -      |
| TFT-11454-P | 114 x 54 | 2        | 1            | 12               | 10,320 | -      | -      | -      | 10,320 | 10,671 | 11,015 | 7,853  | -      | -      | -      |
| TFT-12042-P | 120 x 42 | 2        | 1            | 10               | 8,682  | -      | -      | -      | 8,682  | 9,008  | 9,327  | 6,616  | -      | -      | -      |
| TFT-12048-P | 120 x 48 | 2        | 1            | 10               | 9,588  | -      | -      | -      | 9,588  | 9,924  | 10,254 | 7,305  | -      | -      | -      |
| TFT-12054-P | 120 x 54 | 2        | 1            | 12               | 10,645 | -      | -      | -      | 10,645 | 10,997 | 11,340 | 8,110  | -      | -      | -      |
| TFT-13242-P | 132 x 42 | 2        | 2            | 10               | 9,550  | -      | -      | -      | 9,550  | 9,888  | 10,220 | 7,296  | -      | -      | -      |
| TFT-13248-P | 132 x 48 | 2        | 2            | 10               | 10,573 | -      | -      | -      | 10,573 | 10,924 | 11,267 | 8,076  | -      | -      | -      |
| TFT-13254-P | 132 x 54 | 2        | 2            | 12               | 11,767 | -      | -      | -      | 11,767 | 12,133 | 12,492 | 8,985  | -      | -      | -      |
| TFT-14448-P | 144 x 48 | 2        | 2            | 12               | 11,604 | -      | -      | -      | 11,604 | 11,969 | 12,326 | 8,882  | -      | -      | -      |
| TFT-14454-P | 144 x 54 | 2        | 2            | 14               | 12,942 | -      | -      | -      | 12,942 | 13,324 | 13,696 | 9,902  | -      | -      | -      |
| TFT-14460-P | 144 x 60 | 2        | 2            | 14               | 14,497 | -      | -      | -      | 14,497 | 14,897 | 15,290 | 11,086 | -      | -      | -      |
| TFT-15648-P | 156 x 48 | 3        | 2            | 14               | -      | 14,796 | 14,796 | 14,796 | 14,796 | 15,349 | 15,890 | -      | 11,345 | 11,345 | 11,345 |
| TFT-15654-P | 156 x 54 | 3        | 2            | 14               | -      | 16,354 | 16,354 | 16,354 | 16,354 | 16,932 | 17,496 | -      | 12,534 | 12,534 | 12,534 |
| TFT-15660-P | 156 x 60 | 3        | 2            | 14               | -      | 18,171 | 18,171 | 18,171 | 18,171 | 18,780 | 19,374 | -      | 13,920 | 13,920 | 13,920 |
| TFT-16854-P | 168 x 54 | 3        | 2            | 16               | -      | 17,156 | 17,156 | 17,156 | 17,156 | 17,733 | 18,298 | -      | 13,186 | 13,186 | 13,186 |
| TFT-16860-P | 168 x 60 | 3        | 2            | 16               | -      | 19,089 | 19,089 | 19,089 | 19,089 | 19,696 | 20,291 | -      | 14,664 | 14,664 | 14,664 |
| TFT-18054-P | 180 x 54 | 3        | 2            | 16               | -      | 17,957 | 17,957 | 17,957 | 17,957 | 18,535 | 19,099 | -      | 13,838 | 13,838 | 13,838 |
| TFT-18060-P | 180 x 60 | 3        | 2            | 16               | -      | 20,005 | 20,005 | 20,005 | 20,005 | 20,614 | 21,208 | -      | 15,407 | 15,407 | 15,407 |
| TFT-19254-P | 192 x 54 | 3        | 2            | 18               | -      | 18,759 | 18,759 | 18,759 | 18,759 | 19,336 | 19,901 | -      | 14,492 | 14,492 | 14,492 |
| TFT-19260-P | 192 x 60 | 3        | 2            | 18               | -      | 20,922 | 20,922 | 20,922 | 20,922 | 21,530 | 22,125 | -      | 16,149 | 16,149 | 16,149 |
| TFT-20454-P | 204 x 54 | 3        | 2            | 18               | -      | 20,354 | 20,354 | 20,354 | 20,354 | 20,955 | 21,543 | -      | 15,759 | 15,759 | 15,759 |
| TFT-20460-P | 204 x 60 | 3        | 2            | 18               | -      | 22,726 | 22,726 | 22,726 | 22,726 | 23,359 | 23,977 | -      | 17,578 | 17,578 | 17,578 |
| TFT-21654-P | 216 x 54 | 3        | 2            | 20               | -      | 21,705 | 21,705 | 21,705 | 21,705 | 22,320 | 22,922 | -      | 16,839 | 16,839 | 16,839 |
| TFT-21660-P | 216 x 60 | 3        | 2            | 20               | -      | 24,259 | 24,259 | 24,259 | 24,259 | 24,907 | 25,540 | -      | 18,799 | 18,799 | 18,799 |
| TFT-22854-P | 228 x 54 | 3        | 2            | 20               | -      | 22,775 | 22,775 | 22,775 | 22,775 | 23,397 | 24,003 | -      | 17,701 | 17,701 | 17,701 |
| TFT-22860-P | 228 x 60 | 3        | 2            | 20               | -      | 25,476 | 25,476 | 25,476 | 25,476 | 26,131 | 26,770 | -      | 19,777 | 19,777 | 19,777 |
| TFT-24054-P | 240 x 54 | 3        | 2            | 20               | -      | 23,905 | 23,905 | 23,905 | 23,905 | 24,534 | 25,148 | -      | 18,612 | 18,612 | 18,612 |
| TFT-24060-P | 240 x 60 | 3        | 2            | 20               | -      | 26,762 | 26,762 | 26,762 | 26,762 | 27,424 | 28,071 | -      | 20,808 | 20,808 | 20,808 |



# INSET LAMINATE TOP WITH HARDWOOD EDGE



SOFT RECTANGLE TOP

**BASE KEY**

- OF Open Frame
- OFX Open Frame with X Center Base
- OFRP Open Frame with Painted Rectangle Center Base
- OFRV Open Frame with Veneer Rectangle Center Base

- RCL Laminate Racetrack Base
- RCP Painted Racetrack Base
- RCV Veneer Racetrack Base

- ML Post Metal Leg
- MLX Post Metal Leg with X Center Base
- MLRP Post Metal Leg with Painted Rectangle Center Base
- MLRV Post Metal Leg with Veneer Rectangle Center Base

**SOFT RECTANGLE TABLES**

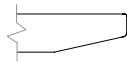
| MODEL #     | L x W    | BASE QTY | TOP SECTIONS | SEATING CAPACITY | -OF    | -OFX   | -OFRP  | -OFRV  | -RCL   | -RCP   | -RCV   | -ML    | -MLX   | -MLRP  | -MLRV  |
|-------------|----------|----------|--------------|------------------|--------|--------|--------|--------|--------|--------|--------|--------|--------|--------|--------|
| TFF-6030-P  | 60 x 30  | 2        | 1            | 4                | 3,952  | -      | -      | -      | -      | -      | -      | 2,952  | -      | -      | -      |
| TFF-6036-P  | 60 x 36  | 2        | 1            | 4                | 4,156  | -      | -      | -      | -      | -      | -      | 3,107  | -      | -      | -      |
| TFF-6042-P  | 60 x 42  | 2        | 1            | 4                | 4,742  | -      | -      | -      | -      | -      | -      | 3,547  | -      | -      | -      |
| TFF-6048-P  | 60 x 48  | 2        | 1            | 4                | 5,134  | -      | -      | -      | -      | -      | -      | 3,844  | -      | -      | -      |
| TFF-6630-P  | 66 x 30  | 2        | 1            | 4                | 4,308  | -      | -      | -      | -      | -      | -      | 3,226  | -      | -      | -      |
| TFF-6636-P  | 66 x 36  | 2        | 1            | 4                | 4,544  | -      | -      | -      | -      | -      | -      | 3,405  | -      | -      | -      |
| TFF-6642-P  | 66 x 42  | 2        | 1            | 4                | 5,199  | -      | -      | -      | -      | -      | -      | 3,900  | -      | -      | -      |
| TFF-6648-P  | 66 x 48  | 2        | 1            | 4                | 5,645  | -      | -      | -      | -      | -      | -      | 4,237  | -      | -      | -      |
| TFF-7230-P  | 72 x 30  | 2        | 1            | 6                | 4,443  | -      | -      | -      | -      | -      | -      | 3,334  | -      | -      | -      |
| TFF-7236-P  | 72 x 36  | 2        | 1            | 6                | 4,701  | -      | -      | -      | -      | -      | -      | 3,531  | -      | -      | -      |
| TFF-7242-P  | 72 x 42  | 2        | 1            | 6                | 5,394  | -      | -      | -      | 5,394  | 5,654  | 5,909  | 4,055  | -      | -      | -      |
| TFF-7248-P  | 72 x 48  | 2        | 1            | 6                | 5,870  | -      | -      | -      | 5,870  | 6,140  | 6,403  | 4,416  | -      | -      | -      |
| TFF-7830-P  | 78 x 30  | 2        | 1            | 6                | 4,897  | -      | -      | -      | -      | -      | -      | 3,684  | -      | -      | -      |
| TFF-7836-P  | 78 x 36  | 2        | 1            | 6                | 5,195  | -      | -      | -      | -      | -      | -      | 3,912  | -      | -      | -      |
| TFF-7842-P  | 78 x 42  | 2        | 1            | 6                | 5,976  | -      | -      | -      | 5,976  | 6,255  | 6,527  | 4,501  | -      | -      | -      |
| TFF-7848-P  | 78 x 48  | 2        | 1            | 6                | 6,519  | -      | -      | -      | 6,519  | 6,806  | 7,088  | 4,913  | -      | -      | -      |
| TFF-8430-P  | 84 x 30  | 2        | 1            | 8                | 5,042  | -      | -      | -      | -      | -      | -      | 3,801  | -      | -      | -      |
| TFF-8436-P  | 84 x 36  | 2        | 1            | 8                | 5,364  | -      | -      | -      | -      | -      | -      | 4,047  | -      | -      | -      |
| TFF-8442-P  | 84 x 42  | 2        | 1            | 8                | 6,183  | -      | -      | -      | 6,183  | 6,461  | 6,734  | 4,668  | -      | -      | -      |
| TFF-8448-P  | 84 x 48  | 2        | 1            | 8                | 6,759  | -      | -      | -      | 6,759  | 7,047  | 7,329  | 5,104  | -      | -      | -      |
| TFF-9030-P  | 90 x 30  | 2        | 1            | 8                | 5,456  | -      | -      | -      | -      | -      | -      | 4,122  | -      | -      | -      |
| TFF-9036-P  | 90 x 36  | 2        | 1            | 8                | 5,819  | -      | -      | -      | -      | -      | -      | 4,399  | -      | -      | -      |
| TFF-9042-P  | 90 x 42  | 2        | 1            | 8                | 6,723  | -      | -      | -      | 6,723  | 7,016  | 7,303  | 5,084  | -      | -      | -      |
| TFF-9048-P  | 90 x 48  | 2        | 1            | 8                | 7,363  | -      | -      | -      | 7,363  | 7,666  | 7,963  | 5,570  | -      | -      | -      |
| TFF-9630-P  | 96 x 30  | 2        | 1            | 8                | 5,608  | -      | -      | -      | -      | -      | -      | 4,245  | -      | -      | -      |
| TFF-9636-P  | 96 x 36  | 2        | 1            | 8                | 5,996  | -      | -      | -      | -      | -      | -      | 4,540  | -      | -      | -      |
| TFF-9642-P  | 96 x 42  | 2        | 1            | 8                | 6,942  | -      | -      | -      | 6,942  | 7,234  | 7,521  | 5,258  | -      | -      | -      |
| TFF-9648-P  | 96 x 48  | 2        | 1            | 8                | 7,616  | -      | -      | -      | 7,616  | 7,919  | 8,215  | 5,771  | -      | -      | -      |
| TFF-10242-P | 102 x 42 | 2        | 1            | 8                | 7,558  | -      | -      | -      | 7,558  | 7,867  | 8,169  | 5,735  | -      | -      | -      |
| TFF-10248-P | 102 x 48 | 2        | 1            | 8                | 8,306  | -      | -      | -      | 8,306  | 8,626  | 8,939  | 6,304  | -      | -      | -      |
| TFF-10842-P | 108 x 42 | 2        | 1            | 10               | 7,788  | -      | -      | -      | 7,788  | 8,097  | 8,400  | 5,918  | -      | -      | -      |
| TFF-10848-P | 108 x 48 | 2        | 1            | 10               | 8,574  | -      | -      | -      | 8,574  | 8,893  | 9,206  | 6,515  | -      | -      | -      |
| TFF-10854-P | 108 x 54 | 2        | 1            | 10               | 9,496  | -      | -      | -      | 9,496  | 9,829  | 10,156 | 7,217  | -      | -      | -      |
| TFF-11442-P | 114 x 42 | 2        | 1            | 10               | 8,439  | -      | -      | -      | 8,439  | 8,765  | 9,084  | 6,423  | -      | -      | -      |
| TFF-11448-P | 114 x 48 | 2        | 1            | 10               | 9,307  | -      | -      | -      | 9,307  | 9,643  | 9,972  | 7,082  | -      | -      | -      |
| TFF-11454-P | 114 x 54 | 2        | 1            | 12               | 10,320 | -      | -      | -      | 10,320 | 10,671 | 11,015 | 7,853  | -      | -      | -      |
| TFF-12042-P | 120 x 42 | 2        | 1            | 10               | 8,682  | -      | -      | -      | 8,682  | 9,008  | 9,327  | 6,616  | -      | -      | -      |
| TFF-12048-P | 120 x 48 | 2        | 1            | 10               | 9,588  | -      | -      | -      | 9,588  | 9,924  | 10,254 | 7,305  | -      | -      | -      |
| TFF-12054-P | 120 x 54 | 2        | 1            | 12               | 10,645 | -      | -      | -      | 10,645 | 10,997 | 11,340 | 8,110  | -      | -      | -      |
| TFF-13242-P | 132 x 42 | 2        | 2            | 10               | 9,550  | -      | -      | -      | 9,550  | 9,888  | 10,220 | 7,296  | -      | -      | -      |
| TFF-13248-P | 132 x 48 | 2        | 2            | 10               | 10,573 | -      | -      | -      | 10,573 | 10,924 | 11,267 | 8,076  | -      | -      | -      |
| TFF-13254-P | 132 x 54 | 2        | 2            | 12               | 11,767 | -      | -      | -      | 11,767 | 12,133 | 12,492 | 8,985  | -      | -      | -      |
| TFF-14448-P | 144 x 48 | 2        | 2            | 12               | 11,604 | -      | -      | -      | 11,604 | 11,969 | 12,326 | 8,882  | -      | -      | -      |
| TFF-14454-P | 144 x 54 | 2        | 2            | 14               | 12,942 | -      | -      | -      | 12,942 | 13,324 | 13,696 | 9,902  | -      | -      | -      |
| TFF-14460-P | 144 x 60 | 2        | 2            | 14               | 14,497 | -      | -      | -      | 14,497 | 14,897 | 15,290 | 11,086 | -      | -      | -      |
| TFF-15648-P | 156 x 48 | 3        | 2            | 14               | -      | 14,796 | 14,796 | 14,796 | 14,796 | 15,349 | 15,890 | -      | 11,345 | 11,345 | 11,345 |
| TFF-15654-P | 156 x 54 | 3        | 2            | 14               | -      | 16,354 | 16,354 | 16,354 | 16,354 | 16,932 | 17,496 | -      | 12,534 | 12,534 | 12,534 |
| TFF-15660-P | 156 x 60 | 3        | 2            | 14               | -      | 18,171 | 18,171 | 18,171 | 18,171 | 18,780 | 19,374 | -      | 13,920 | 13,920 | 13,920 |
| TFF-16854-P | 168 x 54 | 3        | 2            | 16               | -      | 17,156 | 17,156 | 17,156 | 17,156 | 17,733 | 18,298 | -      | 13,186 | 13,186 | 13,186 |
| TFF-16860-P | 168 x 60 | 3        | 2            | 16               | -      | 19,089 | 19,089 | 19,089 | 19,089 | 19,696 | 20,291 | -      | 14,664 | 14,664 | 14,664 |
| TFF-18054-P | 180 x 54 | 3        | 2            | 16               | -      | 17,957 | 17,957 | 17,957 | 17,957 | 18,535 | 19,099 | -      | 13,838 | 13,838 | 13,838 |
| TFF-18060-P | 180 x 60 | 3        | 2            | 16               | -      | 20,005 | 20,005 | 20,005 | 20,005 | 20,614 | 21,208 | -      | 15,407 | 15,407 | 15,407 |
| TFF-19254-P | 192 x 54 | 3        | 2            | 18               | -      | 18,759 | 18,759 | 18,759 | 18,759 | 19,336 | 19,901 | -      | 14,492 | 14,492 | 14,492 |
| TFF-19260-P | 192 x 60 | 3        | 2            | 18               | -      | 20,922 | 20,922 | 20,922 | 20,922 | 21,530 | 22,125 | -      | 16,149 | 16,149 | 16,149 |
| TFF-20454-P | 204 x 54 | 3        | 2            | 18               | -      | 20,354 | 20,354 | 20,354 | 20,354 | 20,955 | 21,543 | -      | 15,759 | 15,759 | 15,759 |
| TFF-20460-P | 204 x 60 | 3        | 2            | 18               | -      | 22,726 | 22,726 | 22,726 | 22,726 | 23,359 | 23,977 | -      | 17,578 | 17,578 | 17,578 |
| TFF-21654-P | 216 x 54 | 3        | 2            | 20               | -      | 21,705 | 21,705 | 21,705 | 21,705 | 22,320 | 22,922 | -      | 16,839 | 16,839 | 16,839 |
| TFF-21660-P | 216 x 60 | 3        | 2            | 20               | -      | 24,259 | 24,259 | 24,259 | 24,259 | 24,907 | 25,540 | -      | 18,799 | 18,799 | 18,799 |
| TFF-22854-P | 228 x 54 | 3        | 2            | 20               | -      | 22,775 | 22,775 | 22,775 | 22,775 | 23,397 | 24,003 | -      | 17,701 | 17,701 | 17,701 |
| TFF-22860-P | 228 x 60 | 3        | 2            | 20               | -      | 25,476 | 25,476 | 25,476 | 25,476 | 26,131 | 26,770 | -      | 19,777 | 19,777 | 19,777 |
| TFF-24054-P | 240 x 54 | 3        | 2            | 20               | -      | 23,905 | 23,905 | 23,905 | 23,905 | 24,534 | 25,148 | -      | 18,612 | 18,612 | 18,612 |
| TFF-24060-P | 240 x 60 | 3        | 2            | 20               | -      | 26,762 | 26,762 | 26,762 | 26,762 | 27,424 | 28,071 | -      | 20,808 | 20,808 | 20,808 |



# INSET LAMINATE TOP WITH HARDWOOD EDGE

| OPTIONS  | CODE           | PRICE   | NOTES   |
|--|----------------|---------|---|
| Power & Data Options   |                |         | See pages 112-122   |
| <b>Polished Chrome Finish Options:</b>                           |                |         |   |
| Polished Chrome Open Frame Base                                  | Add -PCOF-TWB  | \$2,392 |   |
| Polished Chrome Post Metal Legs                                  | Add -PCML-TWB  | \$1,284 |   |
| Polished Chrome Open Frame with X-Center Base                    | Add -PCOFX-TWB | \$3,586 |   |
| Polished Chrome Post Metal Legs with X-Center Base               | Add -PCMLX-TWB | \$2,478 |   |
| <b>Multi-Section Tops:</b>                                       |                |         |   |
| 102", 108", 114" and 120" one-piece tops split into two sections | Specify -2     | \$843   | Note: Power Matrix (center of table location only) cannot be specified when this option is selected |
| 204", 216", 228" or 240" two-piece tops split into four sections | Specify -4     | \$1,681 |   |

## EDGE PROFILE



Two4Six Cutback Edge

## GENERAL INFORMATION

- Tops are 1-1/8"-thick
- Seating capacity based on 27" per person
- Overall table height 29.5"
- Standard with quarter cut veneer
- One section of wire management channel provided per table with Post Metal Leg and Open Frame Square Bases
- Racetrack Bases have a removable access door


### REQUIRED INFORMATION (ORDER CANNOT BE ENTERED WITHOUT THIS INFORMATION)

See appendix pages vi-viii for surface material options.

- Choose Laminate Finish
- Choose Wood Species & Finish for Hardwood Edge
- Choose Metal Finish only if -OF or -ML bases specified (Clear Anodized (-CA) is an option on the Post Metal Leg only)
- Choose Solid Edge Band Finish or Coordinating Woodgrain Edge Band Finish, if -RCL Base specified
- Choose Beam Metal Finish for tables 102"-240"L, with a Racetrack Base (-RCL, -RCP, -RCV)



# LAMINATE TOP WITH CUTBACK EDGE



RECTANGLE TOP

**BASE KEY**

- OF Open Frame
- OFX Open Frame with X Center Base
- OFRP Open Frame with Painted Rectangle Center Base
- OFRV Open Frame with Veneer Rectangle Center Base

- RCL Laminate Racetrack Base
- RCP Painted Racetrack Base
- RCV Veneer Racetrack Base

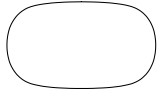
- ML Post Metal Leg
- MLX Post Metal Leg with X Center Base
- MLRP Post Metal Leg with Painted Rectangle Center Base
- MLRV Post Metal Leg with Veneer Rectangle Center Base

**RECTANGLE TABLES**

| MODEL #      | L x W    | BASE QTY | TOP SECTIONS | SEATING CAPACITY | -OF    | -OFX   | -OFRP  | -OFRV  | -RCL   | -RCP   | -RCV   | -ML    | -MLX   | -MLRP  | -MLRV  |
|--------------|----------|----------|--------------|------------------|--------|--------|--------|--------|--------|--------|--------|--------|--------|--------|--------|
| TFT-6030-PA  | 60 x 30  | 2        | 1            | 4                | 3,952  | -      | -      | -      | -      | -      | -      | 2,952  | -      | -      | -      |
| TFT-6036-PA  | 60 x 36  | 2        | 1            | 4                | 4,156  | -      | -      | -      | -      | -      | -      | 3,107  | -      | -      | -      |
| TFT-6042-PA  | 60 x 42  | 2        | 1            | 4                | 4,742  | -      | -      | -      | -      | -      | -      | 3,547  | -      | -      | -      |
| TFT-6048-PA  | 60 x 48  | 2        | 1            | 4                | 5,134  | -      | -      | -      | -      | -      | -      | 3,844  | -      | -      | -      |
| TFT-6630-PA  | 66 x 30  | 2        | 1            | 4                | 4,308  | -      | -      | -      | -      | -      | -      | 3,226  | -      | -      | -      |
| TFT-6636-PA  | 66 x 36  | 2        | 1            | 4                | 4,544  | -      | -      | -      | -      | -      | -      | 3,405  | -      | -      | -      |
| TFT-6642-PA  | 66 x 42  | 2        | 1            | 4                | 5,199  | -      | -      | -      | -      | -      | -      | 3,900  | -      | -      | -      |
| TFT-6648-PA  | 66 x 48  | 2        | 1            | 4                | 5,645  | -      | -      | -      | -      | -      | -      | 4,237  | -      | -      | -      |
| TFT-7230-PA  | 72 x 30  | 2        | 1            | 6                | 4,443  | -      | -      | -      | -      | -      | -      | 3,334  | -      | -      | -      |
| TFT-7236-PA  | 72 x 36  | 2        | 1            | 6                | 4,701  | -      | -      | -      | -      | -      | -      | 3,531  | -      | -      | -      |
| TFT-7242-PA  | 72 x 42  | 2        | 1            | 6                | 5,394  | -      | -      | -      | 5,394  | 5,654  | 5,909  | 4,055  | -      | -      | -      |
| TFT-7248-PA  | 72 x 48  | 2        | 1            | 6                | 5,870  | -      | -      | -      | 5,870  | 6,140  | 6,403  | 4,416  | -      | -      | -      |
| TFT-7830-PA  | 78 x 30  | 2        | 1            | 6                | 4,897  | -      | -      | -      | -      | -      | -      | 3,684  | -      | -      | -      |
| TFT-7836-PA  | 78 x 36  | 2        | 1            | 6                | 5,195  | -      | -      | -      | -      | -      | -      | 3,912  | -      | -      | -      |
| TFT-7842-PA  | 78 x 42  | 2        | 1            | 6                | 5,976  | -      | -      | -      | 5,976  | 6,255  | 6,527  | 4,501  | -      | -      | -      |
| TFT-7848-PA  | 78 x 48  | 2        | 1            | 6                | 6,519  | -      | -      | -      | 6,519  | 6,806  | 7,088  | 4,913  | -      | -      | -      |
| TFT-8430-PA  | 84 x 30  | 2        | 1            | 8                | 5,042  | -      | -      | -      | -      | -      | -      | 3,801  | -      | -      | -      |
| TFT-8436-PA  | 84 x 36  | 2        | 1            | 8                | 5,364  | -      | -      | -      | -      | -      | -      | 4,047  | -      | -      | -      |
| TFT-8442-PA  | 84 x 42  | 2        | 1            | 8                | 6,183  | -      | -      | -      | 6,183  | 6,461  | 6,734  | 4,668  | -      | -      | -      |
| TFT-8448-PA  | 84 x 48  | 2        | 1            | 8                | 6,759  | -      | -      | -      | 6,759  | 7,047  | 7,329  | 5,104  | -      | -      | -      |
| TFT-9030-PA  | 90 x 30  | 2        | 1            | 8                | 5,456  | -      | -      | -      | -      | -      | -      | 4,122  | -      | -      | -      |
| TFT-9036-PA  | 90 x 36  | 2        | 1            | 8                | 5,819  | -      | -      | -      | -      | -      | -      | 4,399  | -      | -      | -      |
| TFT-9042-PA  | 90 x 42  | 2        | 1            | 8                | 6,723  | -      | -      | -      | 6,723  | 7,016  | 7,303  | 5,084  | -      | -      | -      |
| TFT-9048-PA  | 90 x 48  | 2        | 1            | 8                | 7,363  | -      | -      | -      | 7,363  | 7,666  | 7,963  | 5,570  | -      | -      | -      |
| TFT-9630-PA  | 96 x 30  | 2        | 1            | 8                | 5,608  | -      | -      | -      | -      | -      | -      | 4,245  | -      | -      | -      |
| TFT-9636-PA  | 96 x 36  | 2        | 1            | 8                | 5,996  | -      | -      | -      | -      | -      | -      | 4,540  | -      | -      | -      |
| TFT-9642-PA  | 96 x 42  | 2        | 1            | 8                | 6,942  | -      | -      | -      | 6,942  | 7,234  | 7,521  | 5,258  | -      | -      | -      |
| TFT-9648-PA  | 96 x 48  | 2        | 1            | 8                | 7,616  | -      | -      | -      | 7,616  | 7,919  | 8,215  | 5,771  | -      | -      | -      |
| TFT-10242-PA | 102 x 42 | 2        | 1            | 8                | 7,558  | -      | -      | -      | 7,558  | 7,867  | 8,169  | 5,735  | -      | -      | -      |
| TFT-10248-PA | 102 x 48 | 2        | 1            | 8                | 8,306  | -      | -      | -      | 8,306  | 8,626  | 8,939  | 6,304  | -      | -      | -      |
| TFT-10842-PA | 108 x 42 | 2        | 1            | 10               | 7,788  | -      | -      | -      | 7,788  | 8,097  | 8,400  | 5,918  | -      | -      | -      |
| TFT-10848-PA | 108 x 48 | 2        | 1            | 10               | 8,574  | -      | -      | -      | 8,574  | 8,893  | 9,206  | 6,515  | -      | -      | -      |
| TFT-10854-PA | 108 x 54 | 2        | 1            | 10               | 9,496  | -      | -      | -      | 9,496  | 9,829  | 10,156 | 7,217  | -      | -      | -      |
| TFT-11442-PA | 114 x 42 | 2        | 1            | 10               | 8,439  | -      | -      | -      | 8,439  | 8,765  | 9,084  | 6,423  | -      | -      | -      |
| TFT-11448-PA | 114 x 48 | 2        | 1            | 10               | 9,307  | -      | -      | -      | 9,307  | 9,643  | 9,972  | 7,082  | -      | -      | -      |
| TFT-11454-PA | 114 x 54 | 2        | 1            | 12               | 10,320 | -      | -      | -      | 10,320 | 10,671 | 11,015 | 7,853  | -      | -      | -      |
| TFT-12042-PA | 120 x 42 | 2        | 1            | 10               | 8,682  | -      | -      | -      | 8,682  | 9,008  | 9,327  | 6,616  | -      | -      | -      |
| TFT-12048-PA | 120 x 48 | 2        | 1            | 10               | 9,588  | -      | -      | -      | 9,588  | 9,924  | 10,254 | 7,305  | -      | -      | -      |
| TFT-12054-PA | 120 x 54 | 2        | 1            | 12               | 10,645 | -      | -      | -      | 10,645 | 10,997 | 11,340 | 8,110  | -      | -      | -      |
| TFT-13242-PA | 132 x 42 | 2        | 2            | 10               | 9,550  | -      | -      | -      | 9,550  | 9,888  | 10,220 | 7,296  | -      | -      | -      |
| TFT-13248-PA | 132 x 48 | 2        | 2            | 10               | 10,573 | -      | -      | -      | 10,573 | 10,924 | 11,267 | 8,076  | -      | -      | -      |
| TFT-13254-PA | 132 x 54 | 2        | 2            | 12               | 11,767 | -      | -      | -      | 11,767 | 12,133 | 12,492 | 8,985  | -      | -      | -      |
| TFT-14448-PA | 144 x 48 | 2        | 2            | 12               | 11,604 | -      | -      | -      | 11,604 | 11,969 | 12,326 | 8,882  | -      | -      | -      |
| TFT-14454-PA | 144 x 54 | 2        | 2            | 14               | 12,942 | -      | -      | -      | 12,942 | 13,324 | 13,696 | 9,902  | -      | -      | -      |
| TFT-14460-PA | 144 x 60 | 2        | 2            | 14               | 14,497 | -      | -      | -      | 14,497 | 14,897 | 15,290 | 11,086 | -      | -      | -      |
| TFT-15648-PA | 156 x 48 | 3        | 2            | 14               | -      | 14,796 | 14,796 | 14,796 | 14,796 | 15,349 | 15,890 | -      | 11,345 | 11,345 | 11,345 |
| TFT-15654-PA | 156 x 54 | 3        | 2            | 14               | -      | 16,354 | 16,354 | 16,354 | 16,354 | 16,932 | 17,496 | -      | 12,534 | 12,534 | 12,534 |
| TFT-15660-PA | 156 x 60 | 3        | 2            | 14               | -      | 18,171 | 18,171 | 18,171 | 18,171 | 18,780 | 19,374 | -      | 13,920 | 13,920 | 13,920 |
| TFT-16854-PA | 168 x 54 | 3        | 2            | 16               | -      | 17,156 | 17,156 | 17,156 | 17,156 | 17,733 | 18,298 | -      | 13,186 | 13,186 | 13,186 |
| TFT-16860-PA | 168 x 60 | 3        | 2            | 16               | -      | 19,089 | 19,089 | 19,089 | 19,089 | 19,696 | 20,291 | -      | 14,664 | 14,664 | 14,664 |
| TFT-18054-PA | 180 x 54 | 3        | 2            | 16               | -      | 17,957 | 17,957 | 17,957 | 17,957 | 18,535 | 19,099 | -      | 13,838 | 13,838 | 13,838 |
| TFT-18060-PA | 180 x 60 | 3        | 2            | 16               | -      | 20,005 | 20,005 | 20,005 | 20,005 | 20,614 | 21,208 | -      | 15,407 | 15,407 | 15,407 |
| TFT-19254-PA | 192 x 54 | 3        | 2            | 18               | -      | 18,759 | 18,759 | 18,759 | 18,759 | 19,336 | 19,901 | -      | 14,492 | 14,492 | 14,492 |
| TFT-19260-PA | 192 x 60 | 3        | 2            | 18               | -      | 20,922 | 20,922 | 20,922 | 20,922 | 21,530 | 22,125 | -      | 16,149 | 16,149 | 16,149 |
| TFT-20454-PA | 204 x 54 | 3        | 2            | 18               | -      | 20,354 | 20,354 | 20,354 | 20,354 | 20,955 | 21,543 | -      | 15,759 | 15,759 | 15,759 |
| TFT-20460-PA | 204 x 60 | 3        | 2            | 18               | -      | 22,726 | 22,726 | 22,726 | 22,726 | 23,359 | 23,977 | -      | 17,578 | 17,578 | 17,578 |
| TFT-21654-PA | 216 x 54 | 3        | 2            | 20               | -      | 21,705 | 21,705 | 21,705 | 21,705 | 22,320 | 22,922 | -      | 16,839 | 16,839 | 16,839 |
| TFT-21660-PA | 216 x 60 | 3        | 2            | 20               | -      | 24,259 | 24,259 | 24,259 | 24,259 | 24,907 | 25,540 | -      | 18,799 | 18,799 | 18,799 |
| TFT-22854-PA | 228 x 54 | 3        | 2            | 20               | -      | 22,775 | 22,775 | 22,775 | 22,775 | 23,397 | 24,003 | -      | 17,701 | 17,701 | 17,701 |
| TFT-22860-PA | 228 x 60 | 3        | 2            | 20               | -      | 25,476 | 25,476 | 25,476 | 25,476 | 26,131 | 26,770 | -      | 19,777 | 19,777 | 19,777 |
| TFT-24054-PA | 240 x 54 | 3        | 2            | 20               | -      | 23,905 | 23,905 | 23,905 | 23,905 | 24,534 | 25,148 | -      | 18,612 | 18,612 | 18,612 |
| TFT-24060-PA | 240 x 60 | 3        | 2            | 20               | -      | 26,762 | 26,762 | 26,762 | 26,762 | 27,424 | 28,071 | -      | 20,808 | 20,808 | 20,808 |



# LAMINATE TOP WITH CUTBACK EDGE



SOFT RECTANGLE TOP

**BASE KEY**

- OF Open Frame
- OFX Open Frame with X Center Base
- OFRP Open Frame with Painted Rectangle Center Base
- OFRV Open Frame with Veneer Rectangle Center Base

- RCL Laminate Racetrack Base
- RCP Painted Racetrack Base
- RCV Veneer Racetrack Base

- ML Post Metal Leg
- MLX Post Metal Leg with X Center Base
- MLRP Post Metal Leg with Painted Rectangle Center Base
- MLRV Post Metal Leg with Veneer Rectangle Center Base

**SOFT RECTANGLE TABLES**

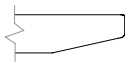
| MODEL #      | L x W    | BASE QTY | TOP SECTIONS | SEATING CAPACITY | -OF    | -OFX   | -OFRP  | -OFRV  | -RCL   | -RCP   | -RCV   | -ML    | -MLX   | -MLRP  | -MLRV  |
|--------------|----------|----------|--------------|------------------|--------|--------|--------|--------|--------|--------|--------|--------|--------|--------|--------|
| TFF-6030-PA  | 60 x 30  | 2        | 1            | 4                | 3,952  | -      | -      | -      | -      | -      | -      | 2,952  | -      | -      | -      |
| TFF-6036-PA  | 60 x 36  | 2        | 1            | 4                | 4,156  | -      | -      | -      | -      | -      | -      | 3,107  | -      | -      | -      |
| TFF-6042-PA  | 60 x 42  | 2        | 1            | 4                | 4,742  | -      | -      | -      | -      | -      | -      | 3,547  | -      | -      | -      |
| TFF-6048-PA  | 60 x 48  | 2        | 1            | 4                | 5,134  | -      | -      | -      | -      | -      | -      | 3,844  | -      | -      | -      |
| TFF-6630-PA  | 66 x 30  | 2        | 1            | 4                | 4,308  | -      | -      | -      | -      | -      | -      | 3,226  | -      | -      | -      |
| TFF-6636-PA  | 66 x 36  | 2        | 1            | 4                | 4,544  | -      | -      | -      | -      | -      | -      | 3,405  | -      | -      | -      |
| TFF-6642-PA  | 66 x 42  | 2        | 1            | 4                | 5,199  | -      | -      | -      | -      | -      | -      | 3,900  | -      | -      | -      |
| TFF-6648-PA  | 66 x 48  | 2        | 1            | 4                | 5,645  | -      | -      | -      | -      | -      | -      | 4,237  | -      | -      | -      |
| TFF-7230-PA  | 72 x 30  | 2        | 1            | 6                | 4,443  | -      | -      | -      | -      | -      | -      | 3,334  | -      | -      | -      |
| TFF-7236-PA  | 72 x 36  | 2        | 1            | 6                | 4,701  | -      | -      | -      | -      | -      | -      | 3,531  | -      | -      | -      |
| TFF-7242-PA  | 72 x 42  | 2        | 1            | 6                | 5,394  | -      | -      | -      | 5,394  | 5,654  | 5,909  | 4,055  | -      | -      | -      |
| TFF-7248-PA  | 72 x 48  | 2        | 1            | 6                | 5,870  | -      | -      | -      | 5,870  | 6,140  | 6,403  | 4,416  | -      | -      | -      |
| TFF-7830-PA  | 78 x 30  | 2        | 1            | 6                | 4,897  | -      | -      | -      | -      | -      | -      | 3,684  | -      | -      | -      |
| TFF-7836-PA  | 78 x 36  | 2        | 1            | 6                | 5,195  | -      | -      | -      | -      | -      | -      | 3,912  | -      | -      | -      |
| TFF-7842-PA  | 78 x 42  | 2        | 1            | 6                | 5,976  | -      | -      | -      | 5,976  | 6,255  | 6,527  | 4,501  | -      | -      | -      |
| TFF-7848-PA  | 78 x 48  | 2        | 1            | 6                | 6,519  | -      | -      | -      | 6,519  | 6,806  | 7,088  | 4,913  | -      | -      | -      |
| TFF-8430-PA  | 84 x 30  | 2        | 1            | 8                | 5,042  | -      | -      | -      | -      | -      | -      | 3,801  | -      | -      | -      |
| TFF-8436-PA  | 84 x 36  | 2        | 1            | 8                | 5,364  | -      | -      | -      | -      | -      | -      | 4,047  | -      | -      | -      |
| TFF-8442-PA  | 84 x 42  | 2        | 1            | 8                | 6,183  | -      | -      | -      | 6,183  | 6,461  | 6,734  | 4,668  | -      | -      | -      |
| TFF-8448-PA  | 84 x 48  | 2        | 1            | 8                | 6,759  | -      | -      | -      | 6,759  | 7,047  | 7,329  | 5,104  | -      | -      | -      |
| TFF-9030-PA  | 90 x 30  | 2        | 1            | 8                | 5,456  | -      | -      | -      | -      | -      | -      | 4,122  | -      | -      | -      |
| TFF-9036-PA  | 90 x 36  | 2        | 1            | 8                | 5,819  | -      | -      | -      | -      | -      | -      | 4,399  | -      | -      | -      |
| TFF-9042-PA  | 90 x 42  | 2        | 1            | 8                | 6,723  | -      | -      | -      | 6,723  | 7,016  | 7,303  | 5,084  | -      | -      | -      |
| TFF-9048-PA  | 90 x 48  | 2        | 1            | 8                | 7,363  | -      | -      | -      | 7,363  | 7,666  | 7,963  | 5,570  | -      | -      | -      |
| TFF-9630-PA  | 96 x 30  | 2        | 1            | 8                | 5,608  | -      | -      | -      | -      | -      | -      | 4,245  | -      | -      | -      |
| TFF-9636-PA  | 96 x 36  | 2        | 1            | 8                | 5,996  | -      | -      | -      | -      | -      | -      | 4,540  | -      | -      | -      |
| TFF-9642-PA  | 96 x 42  | 2        | 1            | 8                | 6,942  | -      | -      | -      | 6,942  | 7,234  | 7,521  | 5,258  | -      | -      | -      |
| TFF-9648-PA  | 96 x 48  | 2        | 1            | 8                | 7,616  | -      | -      | -      | 7,616  | 7,919  | 8,215  | 5,771  | -      | -      | -      |
| TFF-10242-PA | 102 x 42 | 2        | 1            | 8                | 7,558  | -      | -      | -      | 7,558  | 7,867  | 8,169  | 5,735  | -      | -      | -      |
| TFF-10248-PA | 102 x 48 | 2        | 1            | 8                | 8,306  | -      | -      | -      | 8,306  | 8,626  | 8,939  | 6,304  | -      | -      | -      |
| TFF-10842-PA | 108 x 42 | 2        | 1            | 10               | 7,788  | -      | -      | -      | 7,788  | 8,097  | 8,400  | 5,918  | -      | -      | -      |
| TFF-10848-PA | 108 x 48 | 2        | 1            | 10               | 8,574  | -      | -      | -      | 8,574  | 8,893  | 9,206  | 6,515  | -      | -      | -      |
| TFF-10854-PA | 108 x 54 | 2        | 1            | 10               | 9,496  | -      | -      | -      | 9,496  | 9,829  | 10,156 | 7,217  | -      | -      | -      |
| TFF-11442-PA | 114 x 42 | 2        | 1            | 10               | 8,439  | -      | -      | -      | 8,439  | 8,765  | 9,084  | 6,423  | -      | -      | -      |
| TFF-11448-PA | 114 x 48 | 2        | 1            | 10               | 9,307  | -      | -      | -      | 9,307  | 9,643  | 9,972  | 7,082  | -      | -      | -      |
| TFF-11454-PA | 114 x 54 | 2        | 1            | 12               | 10,320 | -      | -      | -      | 10,320 | 10,671 | 11,015 | 7,853  | -      | -      | -      |
| TFF-12042-PA | 120 x 42 | 2        | 1            | 10               | 8,682  | -      | -      | -      | 8,682  | 9,008  | 9,327  | 6,616  | -      | -      | -      |
| TFF-12048-PA | 120 x 48 | 2        | 1            | 10               | 9,588  | -      | -      | -      | 9,588  | 9,924  | 10,254 | 7,305  | -      | -      | -      |
| TFF-12054-PA | 120 x 54 | 2        | 1            | 12               | 10,645 | -      | -      | -      | 10,645 | 10,997 | 11,340 | 8,110  | -      | -      | -      |
| TFF-13242-PA | 132 x 42 | 2        | 2            | 10               | 9,550  | -      | -      | -      | 9,550  | 9,888  | 10,220 | 7,296  | -      | -      | -      |
| TFF-13248-PA | 132 x 48 | 2        | 2            | 10               | 10,573 | -      | -      | -      | 10,573 | 10,924 | 11,267 | 8,076  | -      | -      | -      |
| TFF-13254-PA | 132 x 54 | 2        | 2            | 12               | 11,767 | -      | -      | -      | 11,767 | 12,133 | 12,492 | 8,985  | -      | -      | -      |
| TFF-14448-PA | 144 x 48 | 2        | 2            | 12               | 11,604 | -      | -      | -      | 11,604 | 11,969 | 12,326 | 8,882  | -      | -      | -      |
| TFF-14454-PA | 144 x 54 | 2        | 2            | 14               | 12,942 | -      | -      | -      | 12,942 | 13,324 | 13,696 | 9,902  | -      | -      | -      |
| TFF-14460-PA | 144 x 60 | 2        | 2            | 14               | 14,497 | -      | -      | -      | 14,497 | 14,897 | 15,290 | 11,086 | -      | -      | -      |
| TFF-15648-PA | 156 x 48 | 3        | 2            | 14               | -      | 14,796 | 14,796 | 14,796 | 14,796 | 15,349 | 15,890 | -      | 11,345 | 11,345 | 11,345 |
| TFF-15654-PA | 156 x 54 | 3        | 2            | 14               | -      | 16,354 | 16,354 | 16,354 | 16,354 | 16,932 | 17,496 | -      | 12,534 | 12,534 | 12,534 |
| TFF-15660-PA | 156 x 60 | 3        | 2            | 14               | -      | 18,171 | 18,171 | 18,171 | 18,171 | 18,780 | 19,374 | -      | 13,920 | 13,920 | 13,920 |
| TFF-16854-PA | 168 x 54 | 3        | 2            | 16               | -      | 17,156 | 17,156 | 17,156 | 17,156 | 17,733 | 18,298 | -      | 13,186 | 13,186 | 13,186 |
| TFF-16860-PA | 168 x 60 | 3        | 2            | 16               | -      | 19,089 | 19,089 | 19,089 | 19,089 | 19,696 | 20,291 | -      | 14,664 | 14,664 | 14,664 |
| TFF-18054-PA | 180 x 54 | 3        | 2            | 16               | -      | 17,957 | 17,957 | 17,957 | 17,957 | 18,535 | 19,099 | -      | 13,838 | 13,838 | 13,838 |
| TFF-18060-PA | 180 x 60 | 3        | 2            | 16               | -      | 20,005 | 20,005 | 20,005 | 20,005 | 20,614 | 21,208 | -      | 15,407 | 15,407 | 15,407 |
| TFF-19254-PA | 192 x 54 | 3        | 2            | 18               | -      | 18,759 | 18,759 | 18,759 | 18,759 | 19,336 | 19,901 | -      | 14,492 | 14,492 | 14,492 |
| TFF-19260-PA | 192 x 60 | 3        | 2            | 18               | -      | 20,922 | 20,922 | 20,922 | 20,922 | 21,530 | 22,125 | -      | 16,149 | 16,149 | 16,149 |
| TFF-20454-PA | 204 x 54 | 3        | 2            | 18               | -      | 20,354 | 20,354 | 20,354 | 20,354 | 20,955 | 21,543 | -      | 15,759 | 15,759 | 15,759 |
| TFF-20460-PA | 204 x 60 | 3        | 2            | 18               | -      | 22,726 | 22,726 | 22,726 | 22,726 | 23,359 | 23,977 | -      | 17,578 | 17,578 | 17,578 |
| TFF-21654-PA | 216 x 54 | 3        | 2            | 20               | -      | 21,705 | 21,705 | 21,705 | 21,705 | 22,320 | 22,922 | -      | 16,839 | 16,839 | 16,839 |
| TFF-21660-PA | 216 x 60 | 3        | 2            | 20               | -      | 24,259 | 24,259 | 24,259 | 24,259 | 24,907 | 25,540 | -      | 18,799 | 18,799 | 18,799 |
| TFF-22854-PA | 228 x 54 | 3        | 2            | 20               | -      | 22,775 | 22,775 | 22,775 | 22,775 | 23,397 | 24,003 | -      | 17,701 | 17,701 | 17,701 |
| TFF-22860-PA | 228 x 60 | 3        | 2            | 20               | -      | 25,476 | 25,476 | 25,476 | 25,476 | 26,131 | 26,770 | -      | 19,777 | 19,777 | 19,777 |
| TFF-24054-PA | 240 x 54 | 3        | 2            | 20               | -      | 23,905 | 23,905 | 23,905 | 23,905 | 24,534 | 25,148 | -      | 18,612 | 18,612 | 18,612 |
| TFF-24060-PA | 240 x 60 | 3        | 2            | 20               | -      | 26,762 | 26,762 | 26,762 | 26,762 | 27,424 | 28,071 | -      | 20,808 | 20,808 | 20,808 |



# LAMINATE TOP WITH CUTBACK EDGE

| OPTIONS  | CODE           | PRICE   | NOTES   |
|--|----------------|---------|---|
| Power & Data Options   |                |         | See pages 112-122   |
| <b>Polished Chrome Finish Options:</b>                           |                |         |   |
| Polished Chrome Open Frame Base                                  | Add -PCOF-TWB  | \$2,392 |   |
| Polished Chrome Post Metal Legs                                  | Add -PCML-TWB  | \$1,284 |   |
| Polished Chrome Open Frame with X-Center Base                    | Add -PCOFX-TWB | \$3,586 |   |
| Polished Chrome Post Metal Legs with X-Center Base               | Add -PCMLX-TWB | \$2,478 |   |
| <b>Multi-Section Tops:</b>                                       |                |         |   |
| 102", 108", 114" and 120" one-piece tops split into two sections | Specify -2     | \$843   | Note: Power Matrix (center of table location only) cannot be specified when this option is selected |
| 204", 216", 228" or 240" two-piece tops split into four sections | Specify -4     | \$1,681 |   |

## EDGE PROFILE



Two4Six Cutback Edge

## GENERAL INFORMATION

- Tops are 1-1/8"-thick
- Seating capacity based on 27" per person
- Overall table height 29.5"
- Standard with quarter cut veneer
- One section of wire management channel provided per table with Post Metal Leg and Open Frame Square Bases
- Racetrack Bases have a removable access door


### REQUIRED INFORMATION (ORDER CANNOT BE ENTERED WITHOUT THIS INFORMATION)

See appendix pages vi-viii for surface material options.

- Choose Laminate Finish
- Choose Metal Finish only if -OF or -ML bases specified (Clear Anodized (-CA) is an option on the Post Metal Leg only)
- Choose Solid Edge Band Finish or Coordinating Woodgrain Edge Band Finish
- Choose Beam Metal Finish for tables 102"-240"L, with a Racetrack Base (-RCL, -RCP, -RCV)



# LAMINATE TOP WITH SQUARE EDGE



RECTANGLE TOP

**BASE KEY**

- OF Open Frame
- OFX Open Frame with X Center Base
- OFRP Open Frame with Painted Rectangle Center Base
- OFRV Open Frame with Veneer Rectangle Center Base

- RCL Laminate Racetrack Base
- RCP Painted Racetrack Base
- RCV Veneer Racetrack Base

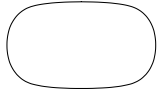
- ML Post Metal Leg
- MLX Post Metal Leg with X Center Base
- MLRP Post Metal Leg with Painted Rectangle Center Base
- MLRV Post Metal Leg with Veneer Rectangle Center Base

**RECTANGLE TABLES**

| MODEL #      | L x W    | BASE QTY | TOP SECTIONS | SEATING CAPACITY | -OF    | -OFX   | -OFRP  | -OFRV  | -RCL   | -RCP   | -RCV   | -ML   | -MLX   | -MLRP  | -MLRV  |
|--------------|----------|----------|--------------|------------------|--------|--------|--------|--------|--------|--------|--------|-------|--------|--------|--------|
| TFT-6030-PE  | 60 x 30  | 2        | 1            | 4                | 3,555  | -      | -      | -      | -      | -      | -      | 2,168 | -      | -      | -      |
| TFT-6036-PE  | 60 x 36  | 2        | 1            | 4                | 3,738  | -      | -      | -      | -      | -      | -      | 2,282 | -      | -      | -      |
| TFT-6042-PE  | 60 x 42  | 2        | 1            | 4                | 4,265  | -      | -      | -      | -      | -      | -      | 2,605 | -      | -      | -      |
| TFT-6048-PE  | 60 x 48  | 2        | 1            | 4                | 4,618  | -      | -      | -      | -      | -      | -      | 2,823 | -      | -      | -      |
| TFT-6630-PE  | 66 x 30  | 2        | 1            | 4                | 3,875  | -      | -      | -      | -      | -      | -      | 2,369 | -      | -      | -      |
| TFT-6636-PE  | 66 x 36  | 2        | 1            | 4                | 4,087  | -      | -      | -      | -      | -      | -      | 2,501 | -      | -      | -      |
| TFT-6642-PE  | 66 x 42  | 2        | 1            | 4                | 4,676  | -      | -      | -      | -      | -      | -      | 2,864 | -      | -      | -      |
| TFT-6648-PE  | 66 x 48  | 2        | 1            | 4                | 5,078  | -      | -      | -      | -      | -      | -      | 3,112 | -      | -      | -      |
| TFT-7230-PE  | 72 x 30  | 2        | 1            | 6                | 3,996  | -      | -      | -      | -      | -      | -      | 2,449 | -      | -      | -      |
| TFT-7236-PE  | 72 x 36  | 2        | 1            | 6                | 4,228  | -      | -      | -      | -      | -      | -      | 2,593 | -      | -      | -      |
| TFT-7242-PE  | 72 x 42  | 2        | 1            | 6                | 4,851  | -      | -      | -      | 4,851  | 5,086  | 5,315  | 2,978 | -      | -      | -      |
| TFT-7248-PE  | 72 x 48  | 2        | 1            | 6                | 5,280  | -      | -      | -      | 5,280  | 5,523  | 5,759  | 3,243 | -      | -      | -      |
| TFT-7830-PE  | 78 x 30  | 2        | 1            | 6                | 4,404  | -      | -      | -      | -      | -      | -      | 2,706 | -      | -      | -      |
| TFT-7836-PE  | 78 x 36  | 2        | 1            | 6                | 4,673  | -      | -      | -      | -      | -      | -      | 2,873 | -      | -      | -      |
| TFT-7842-PE  | 78 x 42  | 2        | 1            | 6                | 5,375  | -      | -      | -      | 5,375  | 5,626  | 5,871  | 3,305 | -      | -      | -      |
| TFT-7848-PE  | 78 x 48  | 2        | 1            | 6                | 5,864  | -      | -      | -      | 5,864  | 6,122  | 6,375  | 3,608 | -      | -      | -      |
| TFT-8430-PE  | 84 x 30  | 2        | 1            | 8                | 4,535  | -      | -      | -      | -      | -      | -      | 2,792 | -      | -      | -      |
| TFT-8436-PE  | 84 x 36  | 2        | 1            | 8                | 4,825  | -      | -      | -      | -      | -      | -      | 2,972 | -      | -      | -      |
| TFT-8442-PE  | 84 x 42  | 2        | 1            | 8                | 5,561  | -      | -      | -      | 5,561  | 5,812  | 6,057  | 3,428 | -      | -      | -      |
| TFT-8448-PE  | 84 x 48  | 2        | 1            | 8                | 6,080  | -      | -      | -      | 6,080  | 6,339  | 6,592  | 3,749 | -      | -      | -      |
| TFT-9030-PE  | 90 x 30  | 2        | 1            | 8                | 4,908  | -      | -      | -      | -      | -      | -      | 3,027 | -      | -      | -      |
| TFT-9036-PE  | 90 x 36  | 2        | 1            | 8                | 5,234  | -      | -      | -      | -      | -      | -      | 3,230 | -      | -      | -      |
| TFT-9042-PE  | 90 x 42  | 2        | 1            | 8                | 6,047  | -      | -      | -      | 6,047  | 6,311  | 6,568  | 3,734 | -      | -      | -      |
| TFT-9048-PE  | 90 x 48  | 2        | 1            | 8                | 6,623  | -      | -      | -      | 6,623  | 6,896  | 7,163  | 4,091 | -      | -      | -      |
| TFT-9630-PE  | 96 x 30  | 2        | 1            | 8                | 5,044  | -      | -      | -      | -      | -      | -      | 3,118 | -      | -      | -      |
| TFT-9636-PE  | 96 x 36  | 2        | 1            | 8                | 5,393  | -      | -      | -      | -      | -      | -      | 3,334 | -      | -      | -      |
| TFT-9642-PE  | 96 x 42  | 2        | 1            | 8                | 6,244  | -      | -      | -      | 6,244  | 6,507  | 6,765  | 3,861 | -      | -      | -      |
| TFT-9648-PE  | 96 x 48  | 2        | 1            | 8                | 6,851  | -      | -      | -      | 6,851  | 7,123  | 7,390  | 4,238 | -      | -      | -      |
| TFT-10242-PE | 102 x 42 | 2        | 1            | 8                | 6,798  | -      | -      | -      | 6,798  | 7,076  | 7,348  | 4,212 | -      | -      | -      |
| TFT-10248-PE | 102 x 48 | 2        | 1            | 8                | 7,471  | -      | -      | -      | 7,471  | 7,759  | 8,041  | 4,629 | -      | -      | -      |
| TFT-10842-PE | 108 x 42 | 2        | 1            | 10               | 7,005  | -      | -      | -      | 7,005  | 7,283  | 7,555  | 4,346 | -      | -      | -      |
| TFT-10848-PE | 108 x 48 | 2        | 1            | 10               | 7,712  | -      | -      | -      | 7,712  | 7,999  | 8,280  | 4,785 | -      | -      | -      |
| TFT-10854-PE | 108 x 54 | 2        | 1            | 10               | 8,541  | -      | -      | -      | 8,541  | 8,841  | 9,135  | 6,491 | -      | -      | -      |
| TFT-11442-PE | 114 x 42 | 2        | 1            | 10               | 7,591  | -      | -      | -      | 7,591  | 7,884  | 8,171  | 4,717 | -      | -      | -      |
| TFT-11448-PE | 114 x 48 | 2        | 1            | 10               | 8,371  | -      | -      | -      | 8,371  | 8,674  | 8,970  | 5,201 | -      | -      | -      |
| TFT-11454-PE | 114 x 54 | 2        | 1            | 12               | 9,282  | -      | -      | -      | 9,282  | 9,599  | 9,908  | 5,768 | -      | -      | -      |
| TFT-12042-PE | 120 x 42 | 2        | 1            | 10               | 7,809  | -      | -      | -      | 7,809  | 8,103  | 8,389  | 4,859 | -      | -      | -      |
| TFT-12048-PE | 120 x 48 | 2        | 1            | 10               | 8,624  | -      | -      | -      | 8,624  | 8,926  | 9,223  | 5,365 | -      | -      | -      |
| TFT-12054-PE | 120 x 54 | 2        | 1            | 12               | 9,575  | -      | -      | -      | 9,575  | 9,891  | 10,200 | 5,956 | -      | -      | -      |
| TFT-13242-PE | 132 x 42 | 2        | 2            | 10               | 8,590  | -      | -      | -      | 8,590  | 8,894  | 9,192  | 5,358 | -      | -      | -      |
| TFT-13248-PE | 132 x 48 | 2        | 2            | 10               | 9,510  | -      | -      | -      | 9,510  | 9,826  | 10,134 | 5,931 | -      | -      | -      |
| TFT-13254-PE | 132 x 54 | 2        | 2            | 12               | 10,584 | -      | -      | -      | 10,584 | 10,914 | 11,236 | 6,598 | -      | -      | -      |
| TFT-14448-PE | 144 x 48 | 2        | 2            | 12               | 10,438 | -      | -      | -      | 10,438 | 10,766 | 11,087 | 6,523 | -      | -      | -      |
| TFT-14454-PE | 144 x 54 | 2        | 2            | 14               | 11,641 | -      | -      | -      | 11,641 | 11,985 | 12,320 | 7,272 | -      | -      | -      |
| TFT-14460-PE | 144 x 60 | 2        | 2            | 14               | 13,039 | -      | -      | -      | 13,039 | 13,400 | 13,753 | 8,142 | -      | -      | -      |
| TFT-15648-PE | 156 x 48 | 3        | 2            | 14               | -      | 13,309 | 13,309 | 13,309 | 13,309 | 13,806 | 14,292 | -     | 8,332  | 8,332  | 8,332  |
| TFT-15654-PE | 156 x 54 | 3        | 2            | 14               | -      | 14,710 | 14,710 | 14,710 | 14,710 | 15,230 | 15,737 | -     | 9,205  | 9,205  | 9,205  |
| TFT-15660-PE | 156 x 60 | 3        | 2            | 14               | -      | 16,344 | 16,344 | 16,344 | 16,344 | 16,892 | 17,426 | -     | 10,223 | 10,223 | 10,223 |
| TFT-16854-PE | 168 x 54 | 3        | 2            | 16               | -      | 15,431 | 15,431 | 15,431 | 15,431 | 15,951 | 16,458 | -     | 9,684  | 9,684  | 9,684  |
| TFT-16860-PE | 168 x 60 | 3        | 2            | 16               | -      | 17,170 | 17,170 | 17,170 | 17,170 | 17,716 | 18,251 | -     | 10,769 | 10,769 | 10,769 |
| TFT-18054-PE | 180 x 54 | 3        | 2            | 16               | -      | 16,152 | 16,152 | 16,152 | 16,152 | 16,672 | 17,179 | -     | 10,163 | 10,163 | 10,163 |
| TFT-18060-PE | 180 x 60 | 3        | 2            | 16               | -      | 17,994 | 17,994 | 17,994 | 17,994 | 18,542 | 19,076 | -     | 11,315 | 11,315 | 11,315 |
| TFT-19254-PE | 192 x 54 | 3        | 2            | 18               | -      | 16,873 | 16,873 | 16,873 | 16,873 | 17,392 | 17,901 | -     | 10,643 | 10,643 | 10,643 |
| TFT-19260-PE | 192 x 60 | 3        | 2            | 18               | -      | 18,819 | 18,819 | 18,819 | 18,819 | 19,366 | 19,901 | -     | 11,860 | 11,860 | 11,860 |
| TFT-20454-PE | 204 x 54 | 3        | 2            | 18               | -      | 18,308 | 18,308 | 18,308 | 18,308 | 18,848 | 19,377 | -     | 11,574 | 11,574 | 11,574 |
| TFT-20460-PE | 204 x 60 | 3        | 2            | 18               | -      | 20,441 | 20,441 | 20,441 | 20,441 | 21,011 | 21,567 | -     | 12,910 | 12,910 | 12,910 |
| TFT-21654-PE | 216 x 54 | 3        | 2            | 20               | -      | 19,523 | 19,523 | 19,523 | 19,523 | 20,077 | 20,618 | -     | 12,366 | 12,366 | 12,366 |
| TFT-21660-PE | 216 x 60 | 3        | 2            | 20               | -      | 21,820 | 21,820 | 21,820 | 21,820 | 22,403 | 22,973 | -     | 13,806 | 13,806 | 13,806 |
| TFT-22854-PE | 228 x 54 | 3        | 2            | 20               | -      | 20,485 | 20,485 | 20,485 | 20,485 | 21,045 | 21,590 | -     | 13,000 | 13,000 | 13,000 |
| TFT-22860-PE | 228 x 60 | 3        | 2            | 20               | -      | 22,915 | 22,915 | 22,915 | 22,915 | 23,504 | 24,079 | -     | 14,525 | 14,525 | 14,525 |
| TFT-24054-PE | 240 x 54 | 3        | 2            | 20               | -      | 21,502 | 21,502 | 21,502 | 21,502 | 22,067 | 22,620 | -     | 13,669 | 13,669 | 13,669 |
| TFT-24060-PE | 240 x 60 | 3        | 2            | 20               | -      | 24,072 | 24,072 | 24,072 | 24,072 | 24,667 | 25,249 | -     | 15,282 | 15,282 | 15,282 |



# LAMINATE TOP WITH SQUARE EDGE



SOFT RECTANGLE TOP

**BASE KEY**

- OF Open Frame
- OFX Open Frame with X Center Base
- OFRP Open Frame with Painted Rectangle Center Base
- OFRV Open Frame with Veneer Rectangle Center Base

- RCL Laminate Racetrack Base
- RCP Painted Racetrack Base
- RCV Veneer Racetrack Base

- ML Post Metal Leg
- MLX Post Metal Leg with X Center Base
- MLRP Post Metal Leg with Painted Rectangle Center Base
- MLRV Post Metal Leg with Veneer Rectangle Center Base

**SOFT RECTANGLE TABLES**

| MODEL #      | L x W    | BASE QTY | TOP SECTIONS | SEATING CAPACITY | -OF    | -OFX   | -OFRP  | -OFRV  | -RCL   | -RCP   | -RCV   | -ML   | -MLX   | -MLRP  | -MLRV  |
|--------------|----------|----------|--------------|------------------|--------|--------|--------|--------|--------|--------|--------|-------|--------|--------|--------|
| TFF-6030-PE  | 60 x 30  | 2        | 1            | 4                | 3,555  | -      | -      | -      | -      | -      | -      | 2,168 | -      | -      | -      |
| TFF-6036-PE  | 60 x 36  | 2        | 1            | 4                | 3,738  | -      | -      | -      | -      | -      | -      | 2,282 | -      | -      | -      |
| TFF-6042-PE  | 60 x 42  | 2        | 1            | 4                | 4,265  | -      | -      | -      | -      | -      | -      | 2,605 | -      | -      | -      |
| TFF-6048-PE  | 60 x 48  | 2        | 1            | 4                | 4,618  | -      | -      | -      | -      | -      | -      | 2,823 | -      | -      | -      |
| TFF-6630-PE  | 66 x 30  | 2        | 1            | 4                | 3,875  | -      | -      | -      | -      | -      | -      | 2,369 | -      | -      | -      |
| TFF-6636-PE  | 66 x 36  | 2        | 1            | 4                | 4,087  | -      | -      | -      | -      | -      | -      | 2,501 | -      | -      | -      |
| TFF-6642-PE  | 66 x 42  | 2        | 1            | 4                | 4,676  | -      | -      | -      | -      | -      | -      | 2,864 | -      | -      | -      |
| TFF-6648-PE  | 66 x 48  | 2        | 1            | 4                | 5,078  | -      | -      | -      | -      | -      | -      | 3,112 | -      | -      | -      |
| TFF-7230-PE  | 72 x 30  | 2        | 1            | 6                | 3,996  | -      | -      | -      | -      | -      | -      | 2,449 | -      | -      | -      |
| TFF-7236-PE  | 72 x 36  | 2        | 1            | 6                | 4,228  | -      | -      | -      | -      | -      | -      | 2,593 | -      | -      | -      |
| TFF-7242-PE  | 72 x 42  | 2        | 1            | 6                | 4,851  | -      | -      | -      | 4,851  | 5,086  | 5,315  | 2,978 | -      | -      | -      |
| TFF-7248-PE  | 72 x 48  | 2        | 1            | 6                | 5,280  | -      | -      | -      | 5,280  | 5,523  | 5,759  | 3,243 | -      | -      | -      |
| TFF-7830-PE  | 78 x 30  | 2        | 1            | 6                | 4,404  | -      | -      | -      | -      | -      | -      | 2,706 | -      | -      | -      |
| TFF-7836-PE  | 78 x 36  | 2        | 1            | 6                | 4,673  | -      | -      | -      | -      | -      | -      | 2,873 | -      | -      | -      |
| TFF-7842-PE  | 78 x 42  | 2        | 1            | 6                | 5,375  | -      | -      | -      | 5,375  | 5,626  | 5,871  | 3,305 | -      | -      | -      |
| TFF-7848-PE  | 78 x 48  | 2        | 1            | 6                | 5,864  | -      | -      | -      | 5,864  | 6,122  | 6,375  | 3,608 | -      | -      | -      |
| TFF-8430-PE  | 84 x 30  | 2        | 1            | 8                | 4,535  | -      | -      | -      | -      | -      | -      | 2,792 | -      | -      | -      |
| TFF-8436-PE  | 84 x 36  | 2        | 1            | 8                | 4,825  | -      | -      | -      | -      | -      | -      | 2,972 | -      | -      | -      |
| TFF-8442-PE  | 84 x 42  | 2        | 1            | 8                | 5,561  | -      | -      | -      | 5,561  | 5,812  | 6,057  | 3,428 | -      | -      | -      |
| TFF-8448-PE  | 84 x 48  | 2        | 1            | 8                | 6,080  | -      | -      | -      | 6,080  | 6,339  | 6,592  | 3,749 | -      | -      | -      |
| TFF-9030-PE  | 90 x 30  | 2        | 1            | 8                | 4,908  | -      | -      | -      | -      | -      | -      | 3,027 | -      | -      | -      |
| TFF-9036-PE  | 90 x 36  | 2        | 1            | 8                | 5,234  | -      | -      | -      | -      | -      | -      | 3,230 | -      | -      | -      |
| TFF-9042-PE  | 90 x 42  | 2        | 1            | 8                | 6,047  | -      | -      | -      | 6,047  | 6,311  | 6,568  | 3,734 | -      | -      | -      |
| TFF-9048-PE  | 90 x 48  | 2        | 1            | 8                | 6,623  | -      | -      | -      | 6,623  | 6,896  | 7,163  | 4,091 | -      | -      | -      |
| TFF-9630-PE  | 96 x 30  | 2        | 1            | 8                | 5,044  | -      | -      | -      | -      | -      | -      | 3,118 | -      | -      | -      |
| TFF-9636-PE  | 96 x 36  | 2        | 1            | 8                | 5,393  | -      | -      | -      | -      | -      | -      | 3,334 | -      | -      | -      |
| TFF-9642-PE  | 96 x 42  | 2        | 1            | 8                | 6,244  | -      | -      | -      | 6,244  | 6,507  | 6,765  | 3,861 | -      | -      | -      |
| TFF-9648-PE  | 96 x 48  | 2        | 1            | 8                | 6,851  | -      | -      | -      | 6,851  | 7,123  | 7,390  | 4,238 | -      | -      | -      |
| TFF-10242-PE | 102 x 42 | 2        | 1            | 8                | 6,798  | -      | -      | -      | 6,798  | 7,076  | 7,348  | 4,212 | -      | -      | -      |
| TFF-10248-PE | 102 x 48 | 2        | 1            | 8                | 7,471  | -      | -      | -      | 7,471  | 7,759  | 8,041  | 4,629 | -      | -      | -      |
| TFF-10842-PE | 108 x 42 | 2        | 1            | 10               | 7,005  | -      | -      | -      | 7,005  | 7,283  | 7,555  | 4,346 | -      | -      | -      |
| TFF-10848-PE | 108 x 48 | 2        | 1            | 10               | 7,712  | -      | -      | -      | 7,712  | 7,999  | 8,280  | 4,785 | -      | -      | -      |
| TFF-10854-PE | 108 x 54 | 2        | 1            | 10               | 8,541  | -      | -      | -      | 8,541  | 8,841  | 9,135  | 6,491 | -      | -      | -      |
| TFF-11442-PE | 114 x 42 | 2        | 1            | 10               | 7,591  | -      | -      | -      | 7,591  | 7,884  | 8,171  | 4,717 | -      | -      | -      |
| TFF-11448-PE | 114 x 48 | 2        | 1            | 10               | 8,371  | -      | -      | -      | 8,371  | 8,674  | 8,970  | 5,201 | -      | -      | -      |
| TFF-11454-PE | 114 x 54 | 2        | 1            | 12               | 9,282  | -      | -      | -      | 9,282  | 9,599  | 9,908  | 5,768 | -      | -      | -      |
| TFF-12042-PE | 120 x 42 | 2        | 1            | 10               | 7,809  | -      | -      | -      | 7,809  | 8,103  | 8,389  | 4,859 | -      | -      | -      |
| TFF-12048-PE | 120 x 48 | 2        | 1            | 10               | 8,624  | -      | -      | -      | 8,624  | 8,926  | 9,223  | 5,365 | -      | -      | -      |
| TFF-12054-PE | 120 x 54 | 2        | 1            | 12               | 9,575  | -      | -      | -      | 9,575  | 9,891  | 10,200 | 5,956 | -      | -      | -      |
| TFF-13242-PE | 132 x 42 | 2        | 2            | 10               | 8,590  | -      | -      | -      | 8,590  | 8,894  | 9,192  | 5,358 | -      | -      | -      |
| TFF-13248-PE | 132 x 48 | 2        | 2            | 10               | 9,510  | -      | -      | -      | 9,510  | 9,826  | 10,134 | 5,931 | -      | -      | -      |
| TFF-13254-PE | 132 x 54 | 2        | 2            | 12               | 10,584 | -      | -      | -      | 10,584 | 10,914 | 11,236 | 6,598 | -      | -      | -      |
| TFF-14448-PE | 144 x 48 | 2        | 2            | 12               | 10,438 | -      | -      | -      | 10,438 | 10,766 | 11,087 | 6,523 | -      | -      | -      |
| TFF-14454-PE | 144 x 54 | 2        | 2            | 14               | 11,641 | -      | -      | -      | 11,641 | 11,985 | 12,320 | 7,272 | -      | -      | -      |
| TFF-14460-PE | 144 x 60 | 2        | 2            | 14               | 13,039 | -      | -      | -      | 13,039 | 13,400 | 13,753 | 8,142 | -      | -      | -      |
| TFF-15648-PE | 156 x 48 | 3        | 2            | 14               | -      | 13,309 | 13,309 | 13,309 | 13,309 | 13,806 | 14,292 | -     | 8,332  | 8,332  | 8,332  |
| TFF-15654-PE | 156 x 54 | 3        | 2            | 14               | -      | 14,710 | 14,710 | 14,710 | 14,710 | 15,230 | 15,737 | -     | 9,205  | 9,205  | 9,205  |
| TFF-15660-PE | 156 x 60 | 3        | 2            | 14               | -      | 16,344 | 16,344 | 16,344 | 16,344 | 16,892 | 17,426 | -     | 10,223 | 10,223 | 10,223 |
| TFF-16854-PE | 168 x 54 | 3        | 2            | 16               | -      | 15,431 | 15,431 | 15,431 | 15,431 | 15,951 | 16,458 | -     | 9,684  | 9,684  | 9,684  |
| TFF-16860-PE | 168 x 60 | 3        | 2            | 16               | -      | 17,170 | 17,170 | 17,170 | 17,170 | 17,716 | 18,251 | -     | 10,769 | 10,769 | 10,769 |
| TFF-18054-PE | 180 x 54 | 3        | 2            | 16               | -      | 16,152 | 16,152 | 16,152 | 16,152 | 16,672 | 17,179 | -     | 10,163 | 10,163 | 10,163 |
| TFF-18060-PE | 180 x 60 | 3        | 2            | 16               | -      | 17,994 | 17,994 | 17,994 | 17,994 | 18,542 | 19,076 | -     | 11,315 | 11,315 | 11,315 |
| TFF-19254-PE | 192 x 54 | 3        | 2            | 18               | -      | 16,873 | 16,873 | 16,873 | 16,873 | 17,392 | 17,901 | -     | 10,643 | 10,643 | 10,643 |
| TFF-19260-PE | 192 x 60 | 3        | 2            | 18               | -      | 18,819 | 18,819 | 18,819 | 18,819 | 19,366 | 19,901 | -     | 11,860 | 11,860 | 11,860 |
| TFF-20454-PE | 204 x 54 | 3        | 2            | 18               | -      | 18,308 | 18,308 | 18,308 | 18,308 | 18,848 | 19,377 | -     | 11,574 | 11,574 | 11,574 |
| TFF-20460-PE | 204 x 60 | 3        | 2            | 18               | -      | 20,441 | 20,441 | 20,441 | 20,441 | 21,011 | 21,567 | -     | 12,910 | 12,910 | 12,910 |
| TFF-21654-PE | 216 x 54 | 3        | 2            | 20               | -      | 19,523 | 19,523 | 19,523 | 19,523 | 20,077 | 20,618 | -     | 12,366 | 12,366 | 12,366 |
| TFF-21660-PE | 216 x 60 | 3        | 2            | 20               | -      | 21,820 | 21,820 | 21,820 | 21,820 | 22,403 | 22,973 | -     | 13,806 | 13,806 | 13,806 |
| TFF-22854-PE | 228 x 54 | 3        | 2            | 20               | -      | 20,485 | 20,485 | 20,485 | 20,485 | 21,045 | 21,590 | -     | 13,000 | 13,000 | 13,000 |
| TFF-22860-PE | 228 x 60 | 3        | 2            | 20               | -      | 22,915 | 22,915 | 22,915 | 22,915 | 23,504 | 24,079 | -     | 14,525 | 14,525 | 14,525 |
| TFF-24054-PE | 240 x 54 | 3        | 2            | 20               | -      | 21,502 | 21,502 | 21,502 | 21,502 | 22,067 | 22,620 | -     | 13,669 | 13,669 | 13,669 |
| TFF-24060-PE | 240 x 60 | 3        | 2            | 20               | -      | 24,072 | 24,072 | 24,072 | 24,072 | 24,667 | 25,249 | -     | 15,282 | 15,282 | 15,282 |



# LAMINATE TOP WITH SQUARE EDGE

| OPTIONS  | CODE                  | PRICE   | NOTES   |
|--|-----------------------|---------|---|
| Power & Data Options   |                       |         | See pages 112-122   |
| <b>Polished Chrome Finish Options:</b>                           |                       |         |   |
| Polished Chrome Open Frame Base                                  | Add <b>-PCOF-TWB</b>  | \$2,392 |   |
| Polished Chrome Post Metal Legs                                  | Add <b>-PCML-TWB</b>  | \$1,284 |   |
| Polished Chrome Open Frame with X-Center Base                    | Add <b>-PCOFX-TWB</b> | \$3,586 |   |
| Polished Chrome Post Metal Legs with X-Center Base               | Add <b>-PCMLX-TWB</b> | \$2,478 |   |
| <b>Multi-Section Tops:</b>                                       |                       |         |   |
| 102", 108", 114" and 120" one-piece tops split into two sections | Specify -2            | \$843   | Note: Power Matrix (center of table location only) cannot be specified when this option is selected |
| 204", 216", 228" or 240" two-piece tops split into four sections | Specify -4            | \$1,681 |   |

## EDGE PROFILE



Two4Six Square Edge

## GENERAL INFORMATION

- Tops are 1-1/8"-thick
- Seating capacity based on 27" per person
- Overall table height 29.5"
- Standard with quarter cut veneer
- One section of wire management channel provided per table with Post Metal Leg and Open Frame Square Bases
- Racetrack Bases have a removable access door

### REQUIRED INFORMATION (ORDER CANNOT BE ENTERED WITHOUT THIS INFORMATION)

See appendix pages vi-viii for surface material options.

- Choose Laminate Finish
- Choose Solid Edge Band Finish or Coordinating Woodgrain Edge Band Finish
- Choose Metal Finish only if -OF or -ML bases specified (Clear Anodized (-CA) is an option on the Post Metal Leg only)
- Choose Beam Metal Finish for tables 102"-240"L, with a Racetrack Base (-RCL, -RCP, -RCV)



# GLASS TOP



RECTANGLE TOP

**BASE KEY**

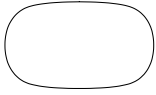
- OF Open Frame
- OFX Open Frame with X Center Base
- OFRP Open Frame with Painted Rectangle Center Base
- OFRV Open Frame with Veneer Rectangle Center Base
- RCL Laminate Racetrack Base
- RCP Painted Racetrack Base
- RCV Veneer Racetrack Base

**RECTANGLE TABLES**

| MODEL #     | L x W    | BASE QTY | GLASS SECTIONS | SEATING CAPACITY | -OF    | -OFX   | -OFRP  | -OFRV  | -RCL   | -RCP   | -RCV   |
|-------------|----------|----------|----------------|------------------|--------|--------|--------|--------|--------|--------|--------|
| TFT-6030-G  | 60 x 30  | 2        | 1              | 4                | 6,524  | -      | -      | -      | -      | -      | -      |
| TFT-6036-G  | 60 x 36  | 2        | 1              | 4                | 6,860  | -      | -      | -      | -      | -      | -      |
| TFT-6042-G  | 60 x 42  | 2        | 1              | 4                | 7,827  | -      | -      | -      | -      | -      | -      |
| TFT-6048-G  | 60 x 48  | 2        | 1              | 4                | 8,474  | -      | -      | -      | -      | -      | -      |
| TFT-6630-G  | 66 x 30  | 2        | 1              | 4                | 7,111  | -      | -      | -      | -      | -      | -      |
| TFT-6636-G  | 66 x 36  | 2        | 1              | 4                | 7,501  | -      | -      | -      | -      | -      | -      |
| TFT-6642-G  | 66 x 42  | 2        | 1              | 4                | 8,582  | -      | -      | -      | -      | -      | -      |
| TFT-6648-G  | 66 x 48  | 2        | 1              | 4                | 9,318  | -      | -      | -      | -      | -      | -      |
| TFT-7230-G  | 72 x 30  | 2        | 1              | 6                | 7,334  | -      | -      | -      | -      | -      | -      |
| TFT-7236-G  | 72 x 36  | 2        | 1              | 6                | 7,760  | -      | -      | -      | -      | -      | -      |
| TFT-7242-G  | 72 x 42  | 2        | 1              | 6                | 8,903  | -      | -      | -      | 8,903  | 9,334  | 9,754  |
| TFT-7248-G  | 72 x 48  | 2        | 1              | 6                | 9,690  | -      | -      | -      | 9,690  | 10,136 | 10,569 |
| TFT-7830-G  | 78 x 30  | 2        | 1              | 6                | 8,083  | -      | -      | -      | -      | -      | -      |
| TFT-7836-G  | 78 x 36  | 2        | 1              | 6                | 8,576  | -      | -      | -      | -      | -      | -      |
| TFT-7842-G  | 78 x 42  | 2        | 1              | 6                | 9,864  | -      | -      | -      | 9,864  | 10,325 | 10,774 |
| TFT-7848-G  | 78 x 48  | 2        | 1              | 6                | 10,761 | -      | -      | -      | 10,761 | 11,236 | 11,700 |
| TFT-8430-G  | 84 x 30  | 2        | 1              | 8                | 8,323  | -      | -      | -      | -      | -      | -      |
| TFT-8436-G  | 84 x 36  | 2        | 1              | 8                | 8,855  | -      | -      | -      | -      | -      | -      |
| TFT-8442-G  | 84 x 42  | 2        | 1              | 8                | 10,206 | -      | -      | -      | 10,206 | 10,666 | 11,115 |
| TFT-8448-G  | 84 x 48  | 2        | 1              | 8                | 11,158 | -      | -      | -      | 11,158 | 11,633 | 12,098 |
| TFT-9030-G  | 90 x 30  | 2        | 1              | 8                | 9,006  | -      | -      | -      | -      | -      | -      |
| TFT-9036-G  | 90 x 36  | 2        | 1              | 8                | 9,605  | -      | -      | -      | -      | -      | -      |
| TFT-9042-G  | 90 x 42  | 2        | 1              | 8                | 11,098 | -      | -      | -      | 11,098 | 11,582 | 12,055 |
| TFT-9048-G  | 90 x 48  | 2        | 1              | 8                | 12,154 | -      | -      | -      | 12,154 | 12,655 | 13,145 |
| TFT-9630-G  | 96 x 30  | 2        | 1              | 8                | 9,258  | -      | -      | -      | -      | -      | -      |
| TFT-9636-G  | 96 x 36  | 2        | 1              | 8                | 9,897  | -      | -      | -      | -      | -      | -      |
| TFT-9642-G  | 96 x 42  | 2        | 1              | 8                | 11,459 | -      | -      | -      | 11,459 | 11,942 | 12,415 |
| TFT-9648-G  | 96 x 48  | 2        | 1              | 8                | 12,573 | -      | -      | -      | 12,573 | 13,072 | 13,562 |
| TFT-10242-G | 102 x 42 | 2        | 2              | 8                | 12,476 | -      | -      | -      | 12,476 | 12,986 | 13,485 |
| TFT-10248-G | 102 x 48 | 2        | 2              | 8                | 13,711 | -      | -      | -      | 13,711 | 14,240 | 14,757 |
| TFT-10842-G | 108 x 42 | 2        | 2              | 10               | 12,856 | -      | -      | -      | 12,856 | 13,367 | 13,866 |
| TFT-10848-G | 108 x 48 | 2        | 2              | 10               | 14,153 | -      | -      | -      | 14,153 | 14,680 | 15,196 |
| TFT-10854-G | 108 x 54 | 2        | 2              | 10               | 15,675 | -      | -      | -      | 15,675 | 16,226 | 16,766 |
| TFT-11442-G | 114 x 42 | 2        | 2              | 10               | 13,931 | -      | -      | -      | 13,931 | 14,469 | 14,995 |
| TFT-11448-G | 114 x 48 | 2        | 2              | 10               | 15,363 | -      | -      | -      | 15,363 | 15,919 | 16,462 |
| TFT-11454-G | 114 x 54 | 2        | 2              | 12               | 17,036 | -      | -      | -      | 17,036 | 17,616 | 18,184 |
| TFT-12042-G | 120 x 42 | 2        | 2              | 10               | 14,332 | -      | -      | -      | 14,332 | 14,870 | 15,396 |
| TFT-12048-G | 120 x 48 | 2        | 2              | 10               | 15,827 | -      | -      | -      | 15,827 | 16,382 | 16,926 |
| TFT-12054-G | 120 x 54 | 2        | 2              | 12               | 17,572 | -      | -      | -      | 17,572 | 18,153 | 18,720 |
| TFT-13242-G | 132 x 42 | 2        | 3              | 10               | 15,764 | -      | -      | -      | 15,764 | 16,323 | 16,870 |
| TFT-13248-G | 132 x 48 | 2        | 3              | 10               | 17,454 | -      | -      | -      | 17,454 | 18,033 | 18,599 |
| TFT-13254-G | 132 x 54 | 2        | 3              | 12               | 19,424 | -      | -      | -      | 19,424 | 20,029 | 20,621 |
| TFT-14448-G | 144 x 48 | 2        | 3              | 12               | 19,156 | -      | -      | -      | 19,156 | 19,758 | 20,348 |
| TFT-14454-G | 144 x 54 | 2        | 2              | 14               | 21,365 | -      | -      | -      | 21,365 | 21,995 | 22,610 |
| TFT-14460-G | 144 x 60 | 2        | 3              | 14               | 23,931 | -      | -      | -      | 23,931 | 24,592 | 25,240 |
| TFT-15648-G | 156 x 48 | 3        | 3              | 14               | -      | 24,425 | 24,425 | 24,425 | 24,425 | 25,338 | 26,230 |
| TFT-15654-G | 156 x 54 | 3        | 3              | 14               | -      | 26,996 | 26,996 | 26,996 | 26,996 | 27,951 | 28,882 |
| TFT-15660-G | 156 x 60 | 3        | 3              | 14               | -      | 29,996 | 29,996 | 29,996 | 29,996 | 31,001 | 31,982 |
| TFT-16854-G | 168 x 54 | 3        | 3              | 16               | -      | 28,321 | 28,321 | 28,321 | 28,321 | 29,274 | 30,205 |
| TFT-16860-G | 168 x 60 | 3        | 3              | 16               | -      | 31,511 | 31,511 | 31,511 | 31,511 | 32,514 | 33,495 |
| TFT-18054-G | 180 x 54 | 3        | 3              | 16               | -      | 29,644 | 29,644 | 29,644 | 29,644 | 30,597 | 31,528 |
| TFT-18060-G | 180 x 60 | 3        | 3              | 16               | -      | 33,024 | 33,024 | 33,024 | 33,024 | 34,029 | 35,010 |
| TFT-19254-G | 192 x 54 | 3        | 4              | 18               | -      | 30,966 | 30,966 | 30,966 | 30,966 | 31,920 | 32,853 |
| TFT-19260-G | 192 x 60 | 3        | 4              | 18               | -      | 34,537 | 34,537 | 34,537 | 34,537 | 35,542 | 36,523 |
| TFT-20454-G | 204 x 54 | 3        | 4              | 18               | -      | 33,600 | 33,600 | 33,600 | 33,600 | 34,592 | 35,562 |
| TFT-20460-G | 204 x 60 | 3        | 4              | 18               | -      | 37,515 | 37,515 | 37,515 | 37,515 | 38,561 | 39,581 |
| TFT-21654-G | 216 x 54 | 3        | 4              | 20               | -      | 35,831 | 35,831 | 35,831 | 35,831 | 36,846 | 37,840 |
| TFT-21660-G | 216 x 60 | 3        | 4              | 20               | -      | 40,046 | 40,046 | 40,046 | 40,046 | 41,116 | 42,161 |
| TFT-22854-G | 228 x 54 | 3        | 4              | 20               | -      | 37,596 | 37,596 | 37,596 | 37,596 | 38,623 | 39,624 |
| TFT-22860-G | 228 x 60 | 3        | 4              | 20               | -      | 42,055 | 42,055 | 42,055 | 42,055 | 43,136 | 44,192 |
| TFT-24054-G | 240 x 54 | 3        | 4              | 20               | -      | 39,462 | 39,462 | 39,462 | 39,462 | 40,500 | 41,514 |
| TFT-24060-G | 240 x 60 | 3        | 4              | 20               | -      | 44,178 | 44,178 | 44,178 | 44,178 | 45,272 | 46,339 |



# GLASS TOP



SOFT RECTANGLE TOP

**BASE KEY**

- OF Open Frame
- OFX Open Frame with X Center Base
- OFRP Open Frame with Painted Rectangle Center Base
- OFRV Open Frame with Veneer Rectangle Center Base
- RCL Laminate Racetrack Base
- RCP Painted Racetrack Base
- RCV Veneer Racetrack Base

**SOFT RECTANGLE TABLES**

| MODEL #     | L x W    | BASE QTY | GLASS SECTIONS | SEATING CAPACITY | -OF    | -OFX   | -OFRP  | -OFRV  | -RCL   | -RCP   | -RCV   |
|-------------|----------|----------|----------------|------------------|--------|--------|--------|--------|--------|--------|--------|
| TFF-6030-G  | 60 x 30  | 2        | 1              | 4                | 6,524  | -      | -      | -      | -      | -      | -      |
| TFF-6036-G  | 60 x 36  | 2        | 1              | 4                | 6,860  | -      | -      | -      | -      | -      | -      |
| TFF-6042-G  | 60 x 42  | 2        | 1              | 4                | 7,827  | -      | -      | -      | -      | -      | -      |
| TFF-6048-G  | 60 x 48  | 2        | 1              | 4                | 8,474  | -      | -      | -      | -      | -      | -      |
| TFF-6630-G  | 66 x 30  | 2        | 1              | 4                | 7,111  | -      | -      | -      | -      | -      | -      |
| TFF-6636-G  | 66 x 36  | 2        | 1              | 4                | 7,501  | -      | -      | -      | -      | -      | -      |
| TFF-6642-G  | 66 x 42  | 2        | 1              | 4                | 8,582  | -      | -      | -      | -      | -      | -      |
| TFF-6648-G  | 66 x 48  | 2        | 1              | 4                | 9,318  | -      | -      | -      | -      | -      | -      |
| TFF-7230-G  | 72 x 30  | 2        | 1              | 6                | 7,334  | -      | -      | -      | -      | -      | -      |
| TFF-7236-G  | 72 x 36  | 2        | 1              | 6                | 7,760  | -      | -      | -      | -      | -      | -      |
| TFF-7242-G  | 72 x 42  | 2        | 1              | 6                | 8,903  | -      | -      | -      | 8,903  | 9,334  | 9,754  |
| TFF-7248-G  | 72 x 48  | 2        | 1              | 6                | 9,690  | -      | -      | -      | 9,690  | 10,136 | 10,569 |
| TFF-7830-G  | 78 x 30  | 2        | 1              | 6                | 8,083  | -      | -      | -      | -      | -      | -      |
| TFF-7836-G  | 78 x 36  | 2        | 1              | 6                | 8,576  | -      | -      | -      | -      | -      | -      |
| TFF-7842-G  | 78 x 42  | 2        | 1              | 6                | 9,864  | -      | -      | -      | 9,864  | 10,325 | 10,774 |
| TFF-7848-G  | 78 x 48  | 2        | 1              | 6                | 10,761 | -      | -      | -      | 10,761 | 11,236 | 11,700 |
| TFF-8430-G  | 84 x 30  | 2        | 1              | 8                | 8,323  | -      | -      | -      | -      | -      | -      |
| TFF-8436-G  | 84 x 36  | 2        | 1              | 8                | 8,855  | -      | -      | -      | -      | -      | -      |
| TFF-8442-G  | 84 x 42  | 2        | 1              | 8                | 10,206 | -      | -      | -      | 10,206 | 10,666 | 11,115 |
| TFF-8448-G  | 84 x 48  | 2        | 1              | 8                | 11,158 | -      | -      | -      | 11,158 | 11,633 | 12,098 |
| TFF-9030-G  | 90 x 30  | 2        | 1              | 8                | 9,006  | -      | -      | -      | -      | -      | -      |
| TFF-9036-G  | 90 x 36  | 2        | 1              | 8                | 9,605  | -      | -      | -      | -      | -      | -      |
| TFF-9042-G  | 90 x 42  | 2        | 1              | 8                | 11,098 | -      | -      | -      | 11,098 | 11,582 | 12,055 |
| TFF-9048-G  | 90 x 48  | 2        | 1              | 8                | 12,154 | -      | -      | -      | 12,154 | 12,655 | 13,145 |
| TFF-9630-G  | 96 x 30  | 2        | 1              | 8                | 9,258  | -      | -      | -      | -      | -      | -      |
| TFF-9636-G  | 96 x 36  | 2        | 1              | 8                | 9,897  | -      | -      | -      | -      | -      | -      |
| TFF-9642-G  | 96 x 42  | 2        | 1              | 8                | 11,459 | -      | -      | -      | 11,459 | 11,942 | 12,415 |
| TFF-9648-G  | 96 x 48  | 2        | 1              | 8                | 12,573 | -      | -      | -      | 12,573 | 13,072 | 13,562 |
| TFF-10242-G | 102 x 42 | 2        | 2              | 8                | 12,476 | -      | -      | -      | 12,476 | 12,986 | 13,485 |
| TFF-10248-G | 102 x 48 | 2        | 2              | 8                | 13,711 | -      | -      | -      | 13,711 | 14,240 | 14,757 |
| TFF-10842-G | 108 x 42 | 2        | 2              | 10               | 12,856 | -      | -      | -      | 12,856 | 13,367 | 13,866 |
| TFF-10848-G | 108 x 48 | 2        | 2              | 10               | 14,153 | -      | -      | -      | 14,153 | 14,680 | 15,196 |
| TFF-10854-G | 108 x 54 | 2        | 2              | 10               | 15,675 | -      | -      | -      | 15,675 | 16,226 | 16,766 |
| TFF-11442-G | 114 x 42 | 2        | 2              | 10               | 13,931 | -      | -      | -      | 13,931 | 14,469 | 14,995 |
| TFF-11448-G | 114 x 48 | 2        | 2              | 10               | 15,363 | -      | -      | -      | 15,363 | 15,919 | 16,462 |
| TFF-11454-G | 114 x 54 | 2        | 2              | 12               | 17,036 | -      | -      | -      | 17,036 | 17,616 | 18,184 |
| TFF-12042-G | 120 x 42 | 2        | 2              | 10               | 14,332 | -      | -      | -      | 14,332 | 14,870 | 15,396 |
| TFF-12048-G | 120 x 48 | 2        | 2              | 10               | 15,827 | -      | -      | -      | 15,827 | 16,382 | 16,926 |
| TFF-12054-G | 120 x 54 | 2        | 2              | 12               | 17,572 | -      | -      | -      | 17,572 | 18,153 | 18,720 |
| TFF-13242-G | 132 x 42 | 2        | 3              | 10               | 15,764 | -      | -      | -      | 15,764 | 16,323 | 16,870 |
| TFF-13248-G | 132 x 48 | 2        | 3              | 10               | 17,454 | -      | -      | -      | 17,454 | 18,033 | 18,599 |
| TFF-13254-G | 132 x 54 | 2        | 3              | 12               | 19,424 | -      | -      | -      | 19,424 | 20,029 | 20,621 |
| TFF-14448-G | 144 x 48 | 2        | 3              | 12               | 19,156 | -      | -      | -      | 19,156 | 19,758 | 20,348 |
| TFF-14454-G | 144 x 54 | 2        | 2              | 14               | 21,365 | -      | -      | -      | 21,365 | 21,995 | 22,610 |
| TFF-14460-G | 144 x 60 | 2        | 3              | 14               | 23,931 | -      | -      | -      | 23,931 | 24,592 | 25,240 |
| TFF-15648-G | 156 x 48 | 3        | 3              | 14               | -      | 24,425 | 24,425 | 24,425 | 24,425 | 25,338 | 26,230 |
| TFF-15654-G | 156 x 54 | 3        | 3              | 14               | -      | 26,996 | 26,996 | 26,996 | 26,996 | 27,951 | 28,882 |
| TFF-15660-G | 156 x 60 | 3        | 3              | 14               | -      | 29,996 | 29,996 | 29,996 | 29,996 | 31,001 | 31,982 |
| TFF-16854-G | 168 x 54 | 3        | 3              | 16               | -      | 28,321 | 28,321 | 28,321 | 28,321 | 29,274 | 30,205 |
| TFF-16860-G | 168 x 60 | 3        | 3              | 16               | -      | 31,511 | 31,511 | 31,511 | 31,511 | 32,514 | 33,495 |
| TFF-18054-G | 180 x 54 | 3        | 3              | 16               | -      | 29,644 | 29,644 | 29,644 | 29,644 | 30,597 | 31,528 |
| TFF-18060-G | 180 x 60 | 3        | 3              | 16               | -      | 33,024 | 33,024 | 33,024 | 33,024 | 34,029 | 35,010 |
| TFF-19254-G | 192 x 54 | 3        | 4              | 18               | -      | 30,966 | 30,966 | 30,966 | 30,966 | 31,920 | 32,853 |
| TFF-19260-G | 192 x 60 | 3        | 4              | 18               | -      | 34,537 | 34,537 | 34,537 | 34,537 | 35,542 | 36,523 |
| TFF-20454-G | 204 x 54 | 3        | 4              | 18               | -      | 33,600 | 33,600 | 33,600 | 33,600 | 34,592 | 35,562 |
| TFF-20460-G | 204 x 60 | 3        | 4              | 18               | -      | 37,515 | 37,515 | 37,515 | 37,515 | 38,561 | 39,581 |
| TFF-21654-G | 216 x 54 | 3        | 4              | 20               | -      | 35,831 | 35,831 | 35,831 | 35,831 | 36,846 | 37,840 |
| TFF-21660-G | 216 x 60 | 3        | 4              | 20               | -      | 40,046 | 40,046 | 40,046 | 40,046 | 41,116 | 42,161 |
| TFF-22854-G | 228 x 54 | 3        | 4              | 20               | -      | 37,596 | 37,596 | 37,596 | 37,596 | 38,623 | 39,624 |
| TFF-22860-G | 228 x 60 | 3        | 4              | 20               | -      | 42,055 | 42,055 | 42,055 | 42,055 | 43,136 | 44,192 |
| TFF-24054-G | 240 x 54 | 3        | 4              | 20               | -      | 39,462 | 39,462 | 39,462 | 39,462 | 40,500 | 41,514 |
| TFF-24060-G | 240 x 60 | 3        | 4              | 20               | -      | 44,178 | 44,178 | 44,178 | 44,178 | 45,272 | 46,339 |



# GLASS TOP

| OPTIONS  | CODE           | PRICE   | NOTES   |
|--|----------------|---------|---|
| Power & Data Options   |                |         | See pages 112-122   |
| <b>Polished Chrome Finish Options:</b>                           |                |         |   |
| Polished Chrome Open Frame Base                                  | Add -PCOF-TWB  | \$2,392 |   |
| Polished Chrome Open Frame with X-Center Base                    | Add -PCOFX-TWB | \$3,586 |   |
| <b>Satin Glass Options:</b>                                      |                |         |   |
| 60"-96" Tables   | Add -TFSG      | \$685   |   |
| 102"-132" Tables   | Add -TFSG      | \$912   |   |
| 144"-180" Tables   | Add -TFSG      | \$1,142 |   |
| 192"-228" Tables   | Add -TFSG      | \$1,467 |   |
| 240" Tables  | Add -TFSG      | \$1,683 |   |
| <b>Multi-Section Tops:</b>                                       |                |         |   |
| 102", 108", 114" and 120" one-piece tops split into two sections | Specify -2     | \$843   | Note: Power Matrix (center of table location only) cannot be specified when this option is selected |
| 204", 216", 228" or 240" two-piece tops split into four sections | Specify -4     | \$1,681 |   |

## EDGE PROFILE



Two4Six Glass Edge

## GENERAL INFORMATION

- Tops are 1-1/8"-thick with 3/16"-thick hardwood edge band
- Seating capacity based on 27" per person
- Overall table height 29.5"
- One section of wire management channel provided per table with Post Metal Leg and Open Frame Square Bases
- Racetrack Bases have a removable access door

### REQUIRED INFORMATION (ORDER CANNOT BE ENTERED WITHOUT THIS INFORMATION)

See appendix pages vi-viii for surface material options.

- Choose Glass Finish
- Choose Veneer Finish, if applicable
- Choose Metal Finish, if applicable
- Choose Paint Finish, if applicable
- Choose Sub-Top Finish: Paint Finish or Wood Species & Finish
- Choose Solid Edge Band Finish or Coordinating Woodgrain Edge Band Finish, if -RCL Base specified
- Choose Beam Metal Finish for tables 102"-240"L, with a Racetrack Base (-RCL, -RCP, -RCV)



# SOLID SURFACE TOP



RECTANGLE TOP

**BASE KEY**

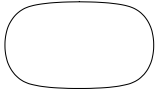
- OF Open Frame
- OFX Open Frame with X Center Base
- OFRP Open Frame with Painted Rectangle Center Base
- OFRV Open Frame with Veneer Rectangle Center Base
- RCL Laminate Racetrack Base
- RCP Painted Racetrack Base
- RCV Veneer Racetrack Base

**RECTANGLE TABLES**

| MODEL #      | L x W    | BASE QTY | GLASS SECTIONS | SEATING CAPACITY | -OF    | -OFX   | -OFRP  | -OFRV  | -RCL   | -RCP   | -RCV   |
|--------------|----------|----------|----------------|------------------|--------|--------|--------|--------|--------|--------|--------|
| TFT-6030-SS  | 60 x 30  | 2        | 1              | 4                | 6,817  | -      | -      | -      | -      | -      | -      |
| TFT-6036-SS  | 60 x 36  | 2        | 1              | 4                | 7,168  | -      | -      | -      | -      | -      | -      |
| TFT-6042-SS  | 60 x 42  | 2        | 1              | 4                | 8,178  | -      | -      | -      | -      | -      | -      |
| TFT-6048-SS  | 60 x 48  | 2        | 1              | 4                | 8,855  | -      | -      | -      | -      | -      | -      |
| TFT-6630-SS  | 66 x 30  | 2        | 1              | 4                | 7,430  | -      | -      | -      | -      | -      | -      |
| TFT-6636-SS  | 66 x 36  | 2        | 1              | 4                | 7,838  | -      | -      | -      | -      | -      | -      |
| TFT-6642-SS  | 66 x 42  | 2        | 1              | 4                | 8,967  | -      | -      | -      | -      | -      | -      |
| TFT-6648-SS  | 66 x 48  | 2        | 1              | 4                | 9,736  | -      | -      | -      | -      | -      | -      |
| TFT-7230-SS  | 72 x 30  | 2        | 1              | 6                | 7,663  | -      | -      | -      | -      | -      | -      |
| TFT-7236-SS  | 72 x 36  | 2        | 1              | 6                | 8,108  | -      | -      | -      | -      | -      | -      |
| TFT-7242-SS  | 72 x 42  | 2        | 1              | 6                | 9,303  | -      | -      | -      | 9,303  | 9,753  | 10,191 |
| TFT-7248-SS  | 72 x 48  | 2        | 1              | 6                | 10,124 | -      | -      | -      | 10,124 | 10,591 | 11,044 |
| TFT-7830-SS  | 78 x 30  | 2        | 1              | 6                | 8,446  | -      | -      | -      | -      | -      | -      |
| TFT-7836-SS  | 78 x 36  | 2        | 1              | 6                | 8,961  | -      | -      | -      | -      | -      | -      |
| TFT-7842-SS  | 78 x 42  | 2        | 1              | 6                | 10,307 | -      | -      | -      | 10,307 | 10,788 | 11,257 |
| TFT-7848-SS  | 78 x 48  | 2        | 1              | 6                | 11,244 | -      | -      | -      | 11,244 | 11,740 | 12,225 |
| TFT-8430-SS  | 84 x 30  | 2        | 1              | 8                | 8,697  | -      | -      | -      | -      | -      | -      |
| TFT-8436-SS  | 84 x 36  | 2        | 1              | 8                | 9,252  | -      | -      | -      | -      | -      | -      |
| TFT-8442-SS  | 84 x 42  | 2        | 1              | 8                | 10,664 | -      | -      | -      | 10,664 | 11,145 | 11,614 |
| TFT-8448-SS  | 84 x 48  | 2        | 1              | 8                | 11,658 | -      | -      | -      | 11,658 | 12,155 | 12,641 |
| TFT-9030-SS  | 90 x 30  | 2        | 1              | 8                | 9,410  | -      | -      | -      | -      | -      | -      |
| TFT-9036-SS  | 90 x 36  | 2        | 1              | 8                | 10,036 | -      | -      | -      | -      | -      | -      |
| TFT-9042-SS  | 90 x 42  | 2        | 1              | 8                | 11,596 | -      | -      | -      | 11,596 | 12,102 | 12,596 |
| TFT-9048-SS  | 90 x 48  | 2        | 1              | 8                | 12,700 | -      | -      | -      | 12,700 | 13,223 | 13,735 |
| TFT-9630-SS  | 96 x 30  | 2        | 1              | 8                | 9,673  | -      | -      | -      | -      | -      | -      |
| TFT-9636-SS  | 96 x 36  | 2        | 1              | 8                | 10,341 | -      | -      | -      | -      | -      | -      |
| TFT-9642-SS  | 96 x 42  | 2        | 1              | 8                | 11,973 | -      | -      | -      | 11,973 | 12,478 | 12,972 |
| TFT-9648-SS  | 96 x 48  | 2        | 1              | 8                | 13,137 | -      | -      | -      | 13,137 | 13,658 | 14,170 |
| TFT-10242-SS | 102 x 42 | 2        | 2              | 8                | 13,036 | -      | -      | -      | 13,036 | 13,569 | 14,090 |
| TFT-10248-SS | 102 x 48 | 2        | 2              | 8                | 14,327 | -      | -      | -      | 14,327 | 14,879 | 15,419 |
| TFT-10842-SS | 108 x 42 | 2        | 2              | 10               | 13,433 | -      | -      | -      | 13,433 | 13,966 | 14,488 |
| TFT-10848-SS | 108 x 48 | 2        | 2              | 10               | 14,788 | -      | -      | -      | 14,788 | 15,339 | 15,878 |
| TFT-10854-SS | 108 x 54 | 2        | 2              | 10               | 16,379 | -      | -      | -      | 16,379 | 16,954 | 17,518 |
| TFT-11442-SS | 114 x 42 | 2        | 2              | 10               | 14,556 | -      | -      | -      | 14,556 | 15,119 | 15,668 |
| TFT-11448-SS | 114 x 48 | 2        | 2              | 10               | 16,053 | -      | -      | -      | 16,053 | 16,633 | 17,200 |
| TFT-11454-SS | 114 x 54 | 2        | 2              | 12               | 17,800 | -      | -      | -      | 17,800 | 18,406 | 19,000 |
| TFT-12042-SS | 120 x 42 | 2        | 2              | 10               | 14,975 | -      | -      | -      | 14,975 | 15,538 | 16,087 |
| TFT-12048-SS | 120 x 48 | 2        | 2              | 10               | 16,537 | -      | -      | -      | 16,537 | 17,117 | 17,686 |
| TFT-12054-SS | 120 x 54 | 2        | 2              | 12               | 18,361 | -      | -      | -      | 18,361 | 18,967 | 19,560 |
| TFT-13242-SS | 132 x 42 | 2        | 3              | 10               | 16,472 | -      | -      | -      | 16,472 | 17,055 | 17,627 |
| TFT-13248-SS | 132 x 48 | 2        | 3              | 10               | 18,237 | -      | -      | -      | 18,237 | 18,842 | 19,433 |
| TFT-13254-SS | 132 x 54 | 2        | 3              | 12               | 20,296 | -      | -      | -      | 20,296 | 20,928 | 21,546 |
| TFT-14448-SS | 144 x 48 | 2        | 3              | 12               | 20,015 | -      | -      | -      | 20,015 | 20,644 | 21,261 |
| TFT-14454-SS | 144 x 54 | 2        | 2              | 14               | 22,323 | -      | -      | -      | 22,323 | 22,982 | 23,624 |
| TFT-14460-SS | 144 x 60 | 2        | 3              | 14               | 25,005 | -      | -      | -      | 25,005 | 25,696 | 26,372 |
| TFT-15648-SS | 156 x 48 | 3        | 3              | 14               | -      | 25,521 | 25,521 | 25,521 | 25,521 | 26,475 | 27,407 |
| TFT-15654-SS | 156 x 54 | 3        | 3              | 14               | -      | 28,208 | 28,208 | 28,208 | 28,208 | 29,205 | 30,178 |
| TFT-15660-SS | 156 x 60 | 3        | 3              | 14               | -      | 31,342 | 31,342 | 31,342 | 31,342 | 32,392 | 33,417 |
| TFT-16854-SS | 168 x 54 | 3        | 3              | 16               | -      | 29,592 | 29,592 | 29,592 | 29,592 | 30,587 | 31,561 |
| TFT-16860-SS | 168 x 60 | 3        | 3              | 16               | -      | 32,925 | 32,925 | 32,925 | 32,925 | 33,973 | 34,998 |
| TFT-18054-SS | 180 x 54 | 3        | 3              | 16               | -      | 30,974 | 30,974 | 30,974 | 30,974 | 31,970 | 32,943 |
| TFT-18060-SS | 180 x 60 | 3        | 3              | 16               | -      | 34,506 | 34,506 | 34,506 | 34,506 | 35,556 | 36,581 |
| TFT-19254-SS | 192 x 54 | 3        | 4              | 18               | -      | 32,356 | 32,356 | 32,356 | 32,356 | 33,352 | 34,327 |
| TFT-19260-SS | 192 x 60 | 3        | 4              | 18               | -      | 36,087 | 36,087 | 36,087 | 36,087 | 37,137 | 38,162 |
| TFT-20454-SS | 204 x 54 | 3        | 4              | 18               | -      | 35,107 | 35,107 | 35,107 | 35,107 | 36,144 | 37,158 |
| TFT-20460-SS | 204 x 60 | 3        | 4              | 18               | -      | 39,199 | 39,199 | 39,199 | 39,199 | 40,291 | 41,357 |
| TFT-21654-SS | 216 x 54 | 3        | 4              | 20               | -      | 37,438 | 37,438 | 37,438 | 37,438 | 38,499 | 39,538 |
| TFT-21660-SS | 216 x 60 | 3        | 4              | 20               | -      | 41,843 | 41,843 | 41,843 | 41,843 | 42,961 | 44,053 |
| TFT-22854-SS | 228 x 54 | 3        | 4              | 20               | -      | 39,283 | 39,283 | 39,283 | 39,283 | 40,356 | 41,402 |
| TFT-22860-SS | 228 x 60 | 3        | 4              | 20               | -      | 43,942 | 43,942 | 43,942 | 43,942 | 45,072 | 46,175 |
| TFT-24054-SS | 240 x 54 | 3        | 4              | 20               | -      | 41,233 | 41,233 | 41,233 | 41,233 | 42,317 | 43,376 |
| TFT-24060-SS | 240 x 60 | 3        | 4              | 20               | -      | 46,160 | 46,160 | 46,160 | 46,160 | 47,303 | 48,418 |



# SOLID SURFACE TOP



SOFT RECTANGLE TOP

**BASE KEY**

- OF Open Frame
- OFX Open Frame with X Center Base
- OFRP Open Frame with Painted Rectangle Center Base
- OFRV Open Frame with Veneer Rectangle Center Base
- RCL Laminate Racetrack Base
- RCP Painted Racetrack Base
- RCV Veneer Racetrack Base

**SOFT RECTANGLE TABLES**

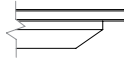
| MODEL #      | L x W    | BASE QTY | GLASS SECTIONS | SEATING CAPACITY | -OF    | -OFX   | -OFRP  | -OFRV  | -RCL   | -RCP   | -RCV   |
|--------------|----------|----------|----------------|------------------|--------|--------|--------|--------|--------|--------|--------|
| TFF-6030-SS  | 60 x 30  | 2        | 1              | 4                | 6,817  | -      | -      | -      | -      | -      | -      |
| TFF-6036-SS  | 60 x 36  | 2        | 1              | 4                | 7,168  | -      | -      | -      | -      | -      | -      |
| TFF-6042-SS  | 60 x 42  | 2        | 1              | 4                | 8,178  | -      | -      | -      | -      | -      | -      |
| TFF-6048-SS  | 60 x 48  | 2        | 1              | 4                | 8,855  | -      | -      | -      | -      | -      | -      |
| TFF-6630-SS  | 66 x 30  | 2        | 1              | 4                | 7,430  | -      | -      | -      | -      | -      | -      |
| TFF-6636-SS  | 66 x 36  | 2        | 1              | 4                | 7,838  | -      | -      | -      | -      | -      | -      |
| TFF-6642-SS  | 66 x 42  | 2        | 1              | 4                | 8,967  | -      | -      | -      | -      | -      | -      |
| TFF-6648-SS  | 66 x 48  | 2        | 1              | 4                | 9,736  | -      | -      | -      | -      | -      | -      |
| TFF-7230-SS  | 72 x 30  | 2        | 1              | 6                | 7,663  | -      | -      | -      | -      | -      | -      |
| TFF-7236-SS  | 72 x 36  | 2        | 1              | 6                | 8,108  | -      | -      | -      | -      | -      | -      |
| TFF-7242-SS  | 72 x 42  | 2        | 1              | 6                | 9,303  | -      | -      | -      | 9,303  | 9,753  | 10,191 |
| TFF-7248-SS  | 72 x 48  | 2        | 1              | 6                | 10,124 | -      | -      | -      | 10,124 | 10,591 | 11,044 |
| TFF-7830-SS  | 78 x 30  | 2        | 1              | 6                | 8,446  | -      | -      | -      | -      | -      | -      |
| TFF-7836-SS  | 78 x 36  | 2        | 1              | 6                | 8,961  | -      | -      | -      | -      | -      | -      |
| TFF-7842-SS  | 78 x 42  | 2        | 1              | 6                | 10,307 | -      | -      | -      | 10,307 | 10,788 | 11,257 |
| TFF-7848-SS  | 78 x 48  | 2        | 1              | 6                | 11,244 | -      | -      | -      | 11,244 | 11,740 | 12,225 |
| TFF-8430-SS  | 84 x 30  | 2        | 1              | 8                | 8,697  | -      | -      | -      | -      | -      | -      |
| TFF-8436-SS  | 84 x 36  | 2        | 1              | 8                | 9,252  | -      | -      | -      | -      | -      | -      |
| TFF-8442-SS  | 84 x 42  | 2        | 1              | 8                | 10,664 | -      | -      | -      | 10,664 | 11,145 | 11,614 |
| TFF-8448-SS  | 84 x 48  | 2        | 1              | 8                | 11,658 | -      | -      | -      | 11,658 | 12,155 | 12,641 |
| TFF-9030-SS  | 90 x 30  | 2        | 1              | 8                | 9,410  | -      | -      | -      | -      | -      | -      |
| TFF-9036-SS  | 90 x 36  | 2        | 1              | 8                | 10,036 | -      | -      | -      | -      | -      | -      |
| TFF-9042-SS  | 90 x 42  | 2        | 1              | 8                | 11,596 | -      | -      | -      | 11,596 | 12,102 | 12,596 |
| TFF-9048-SS  | 90 x 48  | 2        | 1              | 8                | 12,700 | -      | -      | -      | 12,700 | 13,223 | 13,735 |
| TFF-9630-SS  | 96 x 30  | 2        | 1              | 8                | 9,673  | -      | -      | -      | -      | -      | -      |
| TFF-9636-SS  | 96 x 36  | 2        | 1              | 8                | 10,341 | -      | -      | -      | -      | -      | -      |
| TFF-9642-SS  | 96 x 42  | 2        | 1              | 8                | 11,973 | -      | -      | -      | 11,973 | 12,478 | 12,972 |
| TFF-9648-SS  | 96 x 48  | 2        | 1              | 8                | 13,137 | -      | -      | -      | 13,137 | 13,658 | 14,170 |
| TFF-10242-SS | 102 x 42 | 2        | 2              | 8                | 13,036 | -      | -      | -      | 13,036 | 13,569 | 14,090 |
| TFF-10248-SS | 102 x 48 | 2        | 2              | 8                | 14,327 | -      | -      | -      | 14,327 | 14,879 | 15,419 |
| TFF-10842-SS | 108 x 42 | 2        | 2              | 10               | 13,433 | -      | -      | -      | 13,433 | 13,966 | 14,488 |
| TFF-10848-SS | 108 x 48 | 2        | 2              | 10               | 14,788 | -      | -      | -      | 14,788 | 15,339 | 15,878 |
| TFF-10854-SS | 108 x 54 | 2        | 2              | 10               | 16,379 | -      | -      | -      | 16,379 | 16,954 | 17,518 |
| TFF-11442-SS | 114 x 42 | 2        | 2              | 10               | 14,556 | -      | -      | -      | 14,556 | 15,119 | 15,668 |
| TFF-11448-SS | 114 x 48 | 2        | 2              | 10               | 16,053 | -      | -      | -      | 16,053 | 16,633 | 17,200 |
| TFF-11454-SS | 114 x 54 | 2        | 2              | 12               | 17,800 | -      | -      | -      | 17,800 | 18,406 | 19,000 |
| TFF-12042-SS | 120 x 42 | 2        | 2              | 10               | 14,975 | -      | -      | -      | 14,975 | 15,538 | 16,087 |
| TFF-12048-SS | 120 x 48 | 2        | 2              | 10               | 16,537 | -      | -      | -      | 16,537 | 17,117 | 17,686 |
| TFF-12054-SS | 120 x 54 | 2        | 2              | 12               | 18,361 | -      | -      | -      | 18,361 | 18,967 | 19,560 |
| TFF-13242-SS | 132 x 42 | 2        | 3              | 10               | 16,472 | -      | -      | -      | 16,472 | 17,055 | 17,627 |
| TFF-13248-SS | 132 x 48 | 2        | 3              | 10               | 18,237 | -      | -      | -      | 18,237 | 18,842 | 19,433 |
| TFF-13254-SS | 132 x 54 | 2        | 3              | 12               | 20,296 | -      | -      | -      | 20,296 | 20,928 | 21,546 |
| TFF-14448-SS | 144 x 48 | 2        | 3              | 12               | 20,015 | -      | -      | -      | 20,015 | 20,644 | 21,261 |
| TFF-14454-SS | 144 x 54 | 2        | 2              | 14               | 22,323 | -      | -      | -      | 22,323 | 22,982 | 23,624 |
| TFF-14460-SS | 144 x 60 | 2        | 3              | 14               | 25,005 | -      | -      | -      | 25,005 | 25,696 | 26,372 |
| TFF-15648-SS | 156 x 48 | 3        | 3              | 14               | -      | 25,521 | 25,521 | 25,521 | 25,521 | 26,475 | 27,407 |
| TFF-15654-SS | 156 x 54 | 3        | 3              | 14               | -      | 28,208 | 28,208 | 28,208 | 28,208 | 29,205 | 30,178 |
| TFF-15660-SS | 156 x 60 | 3        | 3              | 14               | -      | 31,342 | 31,342 | 31,342 | 31,342 | 32,392 | 33,417 |
| TFF-16854-SS | 168 x 54 | 3        | 3              | 16               | -      | 29,592 | 29,592 | 29,592 | 29,592 | 30,587 | 31,561 |
| TFF-16860-SS | 168 x 60 | 3        | 3              | 16               | -      | 32,925 | 32,925 | 32,925 | 32,925 | 33,973 | 34,998 |
| TFF-18054-SS | 180 x 54 | 3        | 3              | 16               | -      | 30,974 | 30,974 | 30,974 | 30,974 | 31,970 | 32,943 |
| TFF-18060-SS | 180 x 60 | 3        | 3              | 16               | -      | 34,506 | 34,506 | 34,506 | 34,506 | 35,556 | 36,581 |
| TFF-19254-SS | 192 x 54 | 3        | 4              | 18               | -      | 32,356 | 32,356 | 32,356 | 32,356 | 33,352 | 34,327 |
| TFF-19260-SS | 192 x 60 | 3        | 4              | 18               | -      | 36,087 | 36,087 | 36,087 | 36,087 | 37,137 | 38,162 |
| TFF-20454-SS | 204 x 54 | 3        | 4              | 18               | -      | 35,107 | 35,107 | 35,107 | 35,107 | 36,144 | 37,158 |
| TFF-20460-SS | 204 x 60 | 3        | 4              | 18               | -      | 39,199 | 39,199 | 39,199 | 39,199 | 40,291 | 41,357 |
| TFF-21654-SS | 216 x 54 | 3        | 4              | 20               | -      | 37,438 | 37,438 | 37,438 | 37,438 | 38,499 | 39,538 |
| TFF-21660-SS | 216 x 60 | 3        | 4              | 20               | -      | 41,843 | 41,843 | 41,843 | 41,843 | 42,961 | 44,053 |
| TFF-22854-SS | 228 x 54 | 3        | 4              | 20               | -      | 39,283 | 39,283 | 39,283 | 39,283 | 40,356 | 41,402 |
| TFF-22860-SS | 228 x 60 | 3        | 4              | 20               | -      | 43,942 | 43,942 | 43,942 | 43,942 | 45,072 | 46,175 |
| TFF-24054-SS | 240 x 54 | 3        | 4              | 20               | -      | 41,233 | 41,233 | 41,233 | 41,233 | 42,317 | 43,376 |
| TFF-24060-SS | 240 x 60 | 3        | 4              | 20               | -      | 46,160 | 46,160 | 46,160 | 46,160 | 47,303 | 48,418 |



# SOLID SURFACE TOP

| OPTIONS  | CODE                  | PRICE   | NOTES   |
|--|-----------------------|---------|---|
| Power & Data Options   |                       |         | See pages 112-122   |
| <b>Polished Chrome Finish Options:</b>                           |                       |         |   |
| Polished Chrome Open Frame Base                                  | Add <b>-PCOF-TWB</b>  | \$2,392 |   |
| Polished Chrome Open Frame with X-Center Base                    | Add <b>-PCOFX-TWB</b> | \$3,586 |   |
| <b>Multi-Section Tops:</b>                                       |                       |         |   |
| 102", 108", 114" and 120" one-piece tops split into two sections | Specify -2            | \$843   | Note: Power Matrix (center of table location only) cannot be specified when this option is selected |
| 204", 216", 228" or 240" two-piece tops split into four sections | Specify -4            | \$1,681 |   |

## EDGE PROFILE



Two4Six Solid Surface Edge

## GENERAL INFORMATION

- Seating capacity based on 27" per person
- Overall table height 29.5"
- One section of wire management channel provided per table with Post Metal Leg and Open Frame Square Bases
- Racetrack Bases have a removable access door

### REQUIRED INFORMATION (ORDER CANNOT BE ENTERED WITHOUT THIS INFORMATION)

See appendix pages vi-viii for surface material options.

- Choose Solid Surface Finish
- Choose Metal Finish
- Choose Solid Edge Band Finish or Coordinating Woodgrain Edge Band Finish, if -RCL Base specified
- Choose Beam Metal Finish for tables 102"-240"L, with a Racetrack Base (-RCL, -RCP, -RCV)



# VENEER TOP WITH HARDWOOD EDGE / VENEER CASE




D-SHAPE TOP

**BASE KEY**

|    |                |     |                         |
|----|----------------|-----|-------------------------|
| OF | Open Frame     | RCL | Laminate Racetrack Base |
| ML | Post Metal Leg | RCP | Painted Racetrack Base  |
|    |                | RCV | Veneer Racetrack Base   |

**D-SHAPE TOP // 60" CREDENZA BASE // SEATED HEIGHT**

| MODEL #    | LENGTH | WIDTH | HEIGHT | CREDENZA BASE | SEATING CAPACITY | -OF    | -ML    | -RCL   | -RCP   | -RCV   |
|------------|--------|-------|--------|---------------|------------------|--------|--------|--------|--------|--------|
| TFL-3060-V | 60     | 30    | 29-1/2 | 60            | 3                | 9,483  | 9,483  | -      | -      | -      |
| TFL-3660-V | 60     | 36    | 29-1/2 | 60            | 3                | 9,698  | 9,698  | -      | -      | -      |
| TFL-4260-V | 60     | 42    | 29-1/2 | 60            | 3                | 10,781 | 10,781 | -      | -      | -      |
| TFL-4860-V | 60     | 48    | 29-1/2 | 60            | 3                | 11,395 | 11,395 | -      | -      | -      |
| TFL-3066-V | 66     | 30    | 29-1/2 | 60            | 3                | 10,154 | 10,154 | -      | -      | -      |
| TFL-3666-V | 66     | 36    | 29-1/2 | 60            | 3                | 10,404 | 10,404 | -      | -      | -      |
| TFL-4266-V | 66     | 42    | 29-1/2 | 60            | 3                | 11,587 | 11,587 | -      | -      | -      |
| TFL-4866-V | 66     | 48    | 29-1/2 | 60            | 3                | 12,269 | 12,269 | -      | -      | -      |
| TFL-3072-V | 72     | 30    | 29-1/2 | 60            | 3                | 10,297 | 10,297 | -      | -      | -      |
| TFL-3672-V | 72     | 36    | 29-1/2 | 60            | 3                | 10,570 | 10,570 | -      | -      | -      |
| TFL-4272-V | 72     | 42    | 29-1/2 | 60            | 3                | 11,793 | 11,793 | 11,793 | 12,369 | 12,980 |
| TFL-4872-V | 72     | 48    | 29-1/2 | 60            | 3                | 12,507 | 12,507 | 12,507 | 13,103 | 13,735 |
| TFL-3078-V | 78     | 30    | 29-1/2 | 60            | 5                | 11,166 | 11,166 | -      | -      | -      |
| TFL-3678-V | 78     | 36    | 29-1/2 | 60            | 5                | 11,482 | 11,482 | -      | -      | -      |
| TFL-4278-V | 78     | 42    | 29-1/2 | 60            | 5                | 12,831 | 12,831 | 12,831 | 13,448 | 14,101 |
| TFL-4878-V | 78     | 48    | 29-1/2 | 60            | 5                | 13,630 | 13,630 | 13,630 | 14,268 | 14,943 |
| TFL-3084-V | 84     | 30    | 29-1/2 | 60            | 5                | 11,319 | 11,319 | -      | -      | -      |
| TFL-3684-V | 84     | 36    | 29-1/2 | 60            | 5                | 11,660 | 11,660 | -      | -      | -      |
| TFL-4284-V | 84     | 42    | 29-1/2 | 60            | 5                | 13,051 | 13,051 | 13,051 | 13,667 | 14,320 |
| TFL-4884-V | 84     | 48    | 29-1/2 | 60            | 5                | 13,884 | 13,884 | 13,884 | 14,522 | 15,198 |
| TFL-3090-V | 90     | 30    | 29-1/2 | 60            | 5                | 12,068 | 12,068 | -      | -      | -      |
| TFL-3690-V | 90     | 36    | 29-1/2 | 60            | 5                | 12,452 | 12,452 | -      | -      | -      |
| TFL-4290-V | 90     | 42    | 29-1/2 | 60            | 5                | 13,960 | 13,960 | 13,960 | 14,608 | 15,295 |
| TFL-4890-V | 90     | 48    | 29-1/2 | 60            | 5                | 14,874 | 14,874 | 14,874 | 15,544 | 16,255 |
| TFL-3096-V | 96     | 30    | 29-1/2 | 60            | 5                | 12,229 | 12,229 | -      | -      | -      |
| TFL-3696-V | 96     | 36    | 29-1/2 | 60            | 5                | 12,639 | 12,639 | -      | -      | -      |
| TFL-4296-V | 96     | 42    | 29-1/2 | 60            | 5                | 14,191 | 14,191 | 14,191 | 14,839 | 15,526 |
| TFL-4896-V | 96     | 48    | 29-1/2 | 60            | 5                | 15,141 | 15,141 | 15,141 | 15,812 | 16,522 |



Shown with optional Monitor Panel (-MP)

**OPTIONS**

Power & Data Options

See pages 112-122


**Polished Chrome Finish Options:**

|                                 |                      |         |
|---------------------------------|----------------------|---------|
| Polished Chrome Open Frame Base | Add <b>-PCOF-TWA</b> | \$1,357 |
| Polished Chrome Post Metal Legs | Add <b>-PCML-TWA</b> | \$626   |

**Credenza Base Options:**

|  |                |         |
|--|----------------|---------|
| 60"-wide Monitor Panel                           | Add <b>-MP</b> | \$2,881 |
| Pull-out Waste/Recycling Unit (Left End Opening) | Add <b>-TE</b> | \$508   |
| Locks  | Add <b>-L</b>  | \$257   |

**EDGE PROFILE**



Two4Six Cutback Edge

**GENERAL INFORMATION**

- Tops are 1-1/8"-thick with 3/16"-thick hardwood edge band
- Seating capacity based on 27" per person
- Overall table height 29.5", Overall height 78" if Monitor Panel is specified.
- Standard with quarter cut veneer
- Pull-Out Waste/Recycling option is located on left side of unit if specified
- Adjustable shelves standard
- Access door on the credenza base standard with a lock. All doors will be keyed alike if locks are specified.
- Credenza base is 22"-deep, the Monitor Panel adds 2" making the depth 24"
- Plinth base is veneer and recessed 1" on all sides
- One section of wire management channel provided per table with Post Metal Leg and Open Frame Bases
- Pull-Out Waste/Recycling Bin size: 14" x 10-1/2" x 18"
- Only Woodgrain Laminate options are available for the Racetrack Base
- Racetrack Bases have a removable access door

**REQUIRED INFORMATION (ORDER CANNOT BE ENTERED WITHOUT THIS INFORMATION)**

- See appendix pages vi-viii for surface material options.
- Choose Veneer Finish
  - Choose Solid Edge Band Finish or Coordinating Woodgrain Edge Band Finish, if -RCL Base specified
  - Choose Metal Finish, if -OF or -ML Base is specified (Clear Anodized (-CA) is an option on the Post Metal Leg only)



# INSET LAMINATE TOP WITH HARDWOOD EDGE / VENEER CASE




D-SHAPE TOP

**BASE KEY**

|    |                |     |                         |
|----|----------------|-----|-------------------------|
| OF | Open Frame     | RCL | Laminate Racetrack Base |
| ML | Post Metal Leg | RCP | Painted Racetrack Base  |
|    |                | RCV | Veneer Racetrack Base   |

**D-SHAPE TOP // 60" CREDENZA BASE // SEATED HEIGHT**

| MODEL #    | LENGTH | WIDTH | HEIGHT | CREDENZA BASE | SEATING CAPACITY | -OF    | -ML    | -RCL   | -RCP   | -RCV   |
|------------|--------|-------|--------|---------------|------------------|--------|--------|--------|--------|--------|
| TFL-3060-P | 60     | 30    | 29-1/2 | 60            | 3                | 8,962  | 8,962  | -      | -      | -      |
| TFL-3660-P | 60     | 36    | 29-1/2 | 60            | 3                | 9,165  | 9,165  | -      | -      | -      |
| TFL-4260-P | 60     | 42    | 29-1/2 | 60            | 3                | 10,189 | 10,189 | -      | -      | -      |
| TFL-4860-P | 60     | 48    | 29-1/2 | 60            | 3                | 10,769 | 10,769 | -      | -      | -      |
| TFL-3066-P | 66     | 30    | 29-1/2 | 60            | 3                | 9,596  | 9,596  | -      | -      | -      |
| TFL-3666-P | 66     | 36    | 29-1/2 | 60            | 3                | 9,832  | 9,832  | -      | -      | -      |
| TFL-4266-P | 66     | 42    | 29-1/2 | 60            | 3                | 10,950 | 10,950 | -      | -      | -      |
| TFL-4866-P | 66     | 48    | 29-1/2 | 60            | 3                | 11,595 | 11,595 | -      | -      | -      |
| TFL-3072-P | 72     | 30    | 29-1/2 | 60            | 3                | 9,731  | 9,731  | -      | -      | -      |
| TFL-3672-P | 72     | 36    | 29-1/2 | 60            | 3                | 9,989  | 9,989  | -      | -      | -      |
| TFL-4272-P | 72     | 42    | 29-1/2 | 60            | 3                | 11,145 | 11,145 | 11,145 | 11,689 | 12,267 |
| TFL-4872-P | 72     | 48    | 29-1/2 | 60            | 3                | 11,820 | 11,820 | 11,820 | 12,383 | 12,980 |
| TFL-3078-P | 78     | 30    | 29-1/2 | 60            | 5                | 10,552 | 10,552 | -      | -      | -      |
| TFL-3678-P | 78     | 36    | 29-1/2 | 60            | 5                | 10,851 | 10,851 | -      | -      | -      |
| TFL-4278-P | 78     | 42    | 29-1/2 | 60            | 5                | 12,126 | 12,126 | 12,126 | 12,709 | 13,326 |
| TFL-4878-P | 78     | 48    | 29-1/2 | 60            | 5                | 12,881 | 12,881 | 12,881 | 13,484 | 14,122 |
| TFL-3084-P | 84     | 30    | 29-1/2 | 60            | 5                | 10,697 | 10,697 | -      | -      | -      |
| TFL-3684-P | 84     | 36    | 29-1/2 | 60            | 5                | 11,019 | 11,019 | -      | -      | -      |
| TFL-4284-P | 84     | 42    | 29-1/2 | 60            | 5                | 12,334 | 12,334 | 12,334 | 12,916 | 13,533 |
| TFL-4884-P | 84     | 48    | 29-1/2 | 60            | 5                | 13,121 | 13,121 | 13,121 | 13,724 | 14,363 |
| TFL-3090-P | 90     | 30    | 29-1/2 | 60            | 5                | 11,405 | 11,405 | -      | -      | -      |
| TFL-3690-P | 90     | 36    | 29-1/2 | 60            | 5                | 11,768 | 11,768 | -      | -      | -      |
| TFL-4290-P | 90     | 42    | 29-1/2 | 60            | 5                | 13,193 | 13,193 | 13,193 | 13,805 | 14,454 |
| TFL-4890-P | 90     | 48    | 29-1/2 | 60            | 5                | 14,056 | 14,056 | 14,056 | 14,690 | 15,361 |
| TFL-3096-P | 96     | 30    | 29-1/2 | 60            | 5                | 11,557 | 11,557 | -      | -      | -      |
| TFL-3696-P | 96     | 36    | 29-1/2 | 60            | 5                | 11,944 | 11,944 | -      | -      | -      |
| TFL-4296-P | 96     | 42    | 29-1/2 | 60            | 5                | 13,411 | 13,411 | 13,411 | 14,023 | 14,673 |
| TFL-4896-P | 96     | 48    | 29-1/2 | 60            | 5                | 14,309 | 14,309 | 14,309 | 14,943 | 15,614 |



Shown with optional Monitor Panel (-MP)

**OPTIONS**

Power & Data Options

See pages 112-122


**Polished Chrome Finish Options:**

|                                 |                      |         |
|---------------------------------|----------------------|---------|
| Polished Chrome Open Frame Base | Add <b>-PCOF-TWA</b> | \$1,357 |
| Polished Chrome Post Metal Legs | Add <b>-PCML-TWA</b> | \$626   |

**Credenza Base Options:**

|  |                |         |
|--|----------------|---------|
| 60"-wide Monitor Panel                           | Add <b>-MP</b> | \$2,881 |
| Pull-out Waste/Recycling Unit (Left End Opening) | Add <b>-TE</b> | \$508   |
| Locks  | Add <b>-L</b>  | \$257   |

**EDGE PROFILE**



Two4Six Cutback Edge

**GENERAL INFORMATION**

- Tops are 1-1/8"-thick with 3/16"-thick hardwood edge band
- Seating capacity based on 27" per person
- Overall table height 29.5", Overall height 78" if Monitor Panel is specified.
- Standard with quarter cut veneer
- Pull-Out Waste/Recycling option is located on left side of unit if specified
- Adjustable shelves standard
- Access door on the credenza base standard with a lock. All doors will be keyed alike if locks are specified.
- Credenza base is 22"-deep, the Monitor Panel adds 2" making the depth 24"
- Plinth base is veneer and recessed 1" on all sides
- One section of wire management channel provided per table with Post Metal Leg and Open Frame Bases
- Pull-Out Waste/Recycling Bin size: 14" x 10-1/2" x 18"
- Only Woodgrain Laminate options are available for the Racetrack Base
- Racetrack Bases have a removable access door

**REQUIRED INFORMATION (ORDER CANNOT BE ENTERED WITHOUT THIS INFORMATION)**

See appendix pages vi-viii for surface material options.

- Choose Laminate Finish
- Choose Wood Species & Finish for Hardwood Edge
- Choose Veneer Finish
- Choose Metal Finish, if -OF or -ML Base is specified (Clear Anodized (-CA) is an option on the Post Metal Leg only)
- Choose Solid Edge Band Finish or Coordinating Woodgrain Edge Band Finish, if -RCL Base specified



# LAMINATE TOP WITH CUTBACK EDGE / VENEER CASE




D-SHAPE TOP

### BASE KEY

|    |                |     |                         |
|----|----------------|-----|-------------------------|
| OF | Open Frame     | RCL | Laminate Racetrack Base |
| ML | Post Metal Leg | RCP | Painted Racetrack Base  |
|    |                | RCV | Veneer Racetrack Base   |

## D-SHAPE TOP // 60" CREDENZA BASE // SEATED HEIGHT

| MODEL #     | LENGTH | WIDTH | HEIGHT | CREDENZA BASE | SEATING CAPACITY | -OF    | -ML    | -RCL   | -RCP   | -RCV   |
|-------------|--------|-------|--------|---------------|------------------|--------|--------|--------|--------|--------|
| TFL-3060-PA | 60     | 30    | 29-1/2 | 60            | 3                | 8,962  | 8,962  | -      | -      | -      |
| TFL-3660-PA | 60     | 36    | 29-1/2 | 60            | 3                | 9,165  | 9,165  | -      | -      | -      |
| TFL-4260-PA | 60     | 42    | 29-1/2 | 60            | 3                | 10,189 | 10,189 | -      | -      | -      |
| TFL-4860-PA | 60     | 48    | 29-1/2 | 60            | 3                | 10,769 | 10,769 | -      | -      | -      |
| TFL-3066-PA | 66     | 30    | 29-1/2 | 60            | 3                | 9,596  | 9,596  | -      | -      | -      |
| TFL-3666-PA | 66     | 36    | 29-1/2 | 60            | 3                | 9,832  | 9,832  | -      | -      | -      |
| TFL-4266-PA | 66     | 42    | 29-1/2 | 60            | 3                | 10,950 | 10,950 | -      | -      | -      |
| TFL-4866-PA | 66     | 48    | 29-1/2 | 60            | 3                | 11,595 | 11,595 | -      | -      | -      |
| TFL-3072-PA | 72     | 30    | 29-1/2 | 60            | 3                | 9,731  | 9,731  | -      | -      | -      |
| TFL-3672-PA | 72     | 36    | 29-1/2 | 60            | 3                | 9,989  | 9,989  | -      | -      | -      |
| TFL-4272-PA | 72     | 42    | 29-1/2 | 60            | 3                | 11,145 | 11,145 | 11,145 | 11,689 | 12,267 |
| TFL-4872-PA | 72     | 48    | 29-1/2 | 60            | 3                | 11,820 | 11,820 | 11,820 | 12,383 | 12,980 |
| TFL-3078-PA | 78     | 30    | 29-1/2 | 60            | 5                | 10,552 | 10,552 | -      | -      | -      |
| TFL-3678-PA | 78     | 36    | 29-1/2 | 60            | 5                | 10,851 | 10,851 | -      | -      | -      |
| TFL-4278-PA | 78     | 42    | 29-1/2 | 60            | 5                | 12,126 | 12,126 | 12,126 | 12,709 | 13,326 |
| TFL-4878-PA | 78     | 48    | 29-1/2 | 60            | 5                | 12,881 | 12,881 | 12,881 | 13,484 | 14,122 |
| TFL-3084-PA | 84     | 30    | 29-1/2 | 60            | 5                | 10,697 | 10,697 | -      | -      | -      |
| TFL-3684-PA | 84     | 36    | 29-1/2 | 60            | 5                | 11,019 | 11,019 | -      | -      | -      |
| TFL-4284-PA | 84     | 42    | 29-1/2 | 60            | 5                | 12,334 | 12,334 | 12,334 | 12,916 | 13,533 |
| TFL-4884-PA | 84     | 48    | 29-1/2 | 60            | 5                | 13,121 | 13,121 | 13,121 | 13,724 | 14,363 |
| TFL-3090-PA | 90     | 30    | 29-1/2 | 60            | 5                | 11,405 | 11,405 | -      | -      | -      |
| TFL-3690-PA | 90     | 36    | 29-1/2 | 60            | 5                | 11,768 | 11,768 | -      | -      | -      |
| TFL-4290-PA | 90     | 42    | 29-1/2 | 60            | 5                | 13,193 | 13,193 | 13,193 | 13,805 | 14,454 |
| TFL-4890-PA | 90     | 48    | 29-1/2 | 60            | 5                | 14,056 | 14,056 | 14,056 | 14,690 | 15,361 |
| TFL-3096-PA | 96     | 30    | 29-1/2 | 60            | 5                | 11,557 | 11,557 | -      | -      | -      |
| TFL-3696-PA | 96     | 36    | 29-1/2 | 60            | 5                | 11,944 | 11,944 | -      | -      | -      |
| TFL-4296-PA | 96     | 42    | 29-1/2 | 60            | 5                | 13,411 | 13,411 | 13,411 | 14,023 | 14,673 |
| TFL-4896-PA | 96     | 48    | 29-1/2 | 60            | 5                | 14,309 | 14,309 | 14,309 | 14,943 | 15,614 |



Shown with optional Monitor Panel (-MP)

### OPTIONS

Power & Data Options

See pages 112-122


#### Polished Chrome Finish Options:

|                                 |                      |         |
|---------------------------------|----------------------|---------|
| Polished Chrome Open Frame Base | Add <b>-PCOF-TWA</b> | \$1,357 |
| Polished Chrome Post Metal Legs | Add <b>-PCML-TWA</b> | \$626   |

#### Credenza Base Options:

|  |                |         |
|--|----------------|---------|
| 60"-wide Monitor Panel                           | Add <b>-MP</b> | \$2,881 |
| Pull-out Waste/Recycling Unit (Left End Opening) | Add <b>-TE</b> | \$508   |
| Locks  | Add <b>-L</b>  | \$257   |

### EDGE PROFILE



Two4Six Cutback Edge

### GENERAL INFORMATION

- Tops are 1-1/8"-thick
- Seating capacity based on 27" per person
- Overall table height 29.5", Overall height 78" if Monitor Panel is specified.
- Standard with quarter cut veneer
- Pull-Out Waste/Recycling option is located on left side of unit if specified
- Adjustable shelves standard
- Access door on the credenza base standard with a lock. All doors will be keyed alike if locks are specified.
- Credenza base is 22"-deep, the Monitor Panel adds 2" making the depth 24"
- Plinth base is veneer and recessed 1" on all sides
- One section of wire management channel provided per table with Post Metal Leg and Open Frame Bases
- Pull-Out Waste/Recycling Bin size: 14" x 10-1/2" x 18"
- Only Woodgrain Laminate options are available for the Racetrack Base
- Racetrack Bases have a removable access door

#### REQUIRED INFORMATION (ORDER CANNOT BE ENTERED WITHOUT THIS INFORMATION)

See appendix pages vi-viii for surface material options.

- Choose Laminate Finish
- Choose Veneer Finish
- Choose Metal Finish, if -OF or -ML Base is specified (Clear Anodized (-CA) is an option on the Post Metal Leg only)
- Choose Solid Edge Band Finish or Coordinating Woodgrain Edge Band Finish



# LAMINATE TOP WITH SQUARE EDGE / VENEER CASE




D-SHAPE TOP

### BASE KEY

|    |                |     |                         |
|----|----------------|-----|-------------------------|
| OF | Open Frame     | RCL | Laminate Racetrack Base |
| ML | Post Metal Leg | RCP | Painted Racetrack Base  |
|    |                | RCV | Veneer Racetrack Base   |

## D-SHAPE TOP // 60" CREDENZA BASE // SEATED HEIGHT

| MODEL #     | LENGTH | WIDTH | HEIGHT | CREDENZA BASE | SEATING CAPACITY | -OF    | -ML    | -RCL   | -RCP   | -RCV   |
|-------------|--------|-------|--------|---------------|------------------|--------|--------|--------|--------|--------|
| TFL-3060-PE | 60     | 30    | 29-1/2 | 60            | 3                | 8,516  | 8,516  | -      | -      | -      |
| TFL-3660-PE | 60     | 36    | 29-1/2 | 60            | 3                | 8,709  | 8,709  | -      | -      | -      |
| TFL-4260-PE | 60     | 42    | 29-1/2 | 60            | 3                | 9,682  | 9,682  | -      | -      | -      |
| TFL-4860-PE | 60     | 48    | 29-1/2 | 60            | 3                | 10,233 | 10,233 | -      | -      | -      |
| TFL-3066-PE | 66     | 30    | 29-1/2 | 60            | 3                | 9,119  | 9,119  | -      | -      | -      |
| TFL-3666-PE | 66     | 36    | 29-1/2 | 60            | 3                | 9,343  | 9,343  | -      | -      | -      |
| TFL-4266-PE | 66     | 42    | 29-1/2 | 60            | 3                | 10,406 | 10,406 | -      | -      | -      |
| TFL-4866-PE | 66     | 48    | 29-1/2 | 60            | 3                | 11,018 | 11,018 | -      | -      | -      |
| TFL-3072-PE | 72     | 30    | 29-1/2 | 60            | 3                | 9,247  | 9,247  | -      | -      | -      |
| TFL-3672-PE | 72     | 36    | 29-1/2 | 60            | 3                | 9,492  | 9,492  | -      | -      | -      |
| TFL-4272-PE | 72     | 42    | 29-1/2 | 60            | 3                | 10,591 | 10,591 | 10,591 | 11,108 | 11,657 |
| TFL-4872-PE | 72     | 48    | 29-1/2 | 60            | 3                | 11,232 | 11,232 | 11,232 | 11,767 | 12,335 |
| TFL-3078-PE | 78     | 30    | 29-1/2 | 60            | 5                | 10,028 | 10,028 | -      | -      | -      |
| TFL-3678-PE | 78     | 36    | 29-1/2 | 60            | 5                | 10,311 | 10,311 | -      | -      | -      |
| TFL-4278-PE | 78     | 42    | 29-1/2 | 60            | 5                | 11,523 | 11,523 | 11,523 | 12,077 | 12,663 |
| TFL-4878-PE | 78     | 48    | 29-1/2 | 60            | 5                | 12,240 | 12,240 | 12,240 | 12,813 | 13,419 |
| TFL-3084-PE | 84     | 30    | 29-1/2 | 60            | 5                | 10,165 | 10,165 | -      | -      | -      |
| TFL-3684-PE | 84     | 36    | 29-1/2 | 60            | 5                | 10,471 | 10,471 | -      | -      | -      |
| TFL-4284-PE | 84     | 42    | 29-1/2 | 60            | 5                | 11,720 | 11,720 | 11,720 | 12,273 | 12,860 |
| TFL-4884-PE | 84     | 48    | 29-1/2 | 60            | 5                | 12,468 | 12,468 | 12,468 | 13,041 | 13,648 |
| TFL-3090-PE | 90     | 30    | 29-1/2 | 60            | 5                | 10,838 | 10,838 | -      | -      | -      |
| TFL-3690-PE | 90     | 36    | 29-1/2 | 60            | 5                | 11,182 | 11,182 | -      | -      | -      |
| TFL-4290-PE | 90     | 42    | 29-1/2 | 60            | 5                | 12,537 | 12,537 | 12,537 | 13,118 | 13,735 |
| TFL-4890-PE | 90     | 48    | 29-1/2 | 60            | 5                | 13,357 | 13,357 | 13,357 | 13,959 | 14,597 |
| TFL-3096-PE | 96     | 30    | 29-1/2 | 60            | 5                | 10,982 | 10,982 | -      | -      | -      |
| TFL-3696-PE | 96     | 36    | 29-1/2 | 60            | 5                | 11,350 | 11,350 | -      | -      | -      |
| TFL-4296-PE | 96     | 42    | 29-1/2 | 60            | 5                | 12,744 | 12,744 | 12,744 | 13,326 | 13,943 |
| TFL-4896-PE | 96     | 48    | 29-1/2 | 60            | 5                | 13,597 | 13,597 | 13,597 | 14,200 | 14,837 |



Shown with optional Monitor Panel (-MP)

### OPTIONS

Power & Data Options

See pages 112-122

#### Polished Chrome Finish Options:

|                                 |               |         |
|---------------------------------|---------------|---------|
| Polished Chrome Open Frame Base | Add -PCOF-TWA | \$1,357 |
| Polished Chrome Post Metal Legs | Add -PCML-TWA | \$626   |

#### Credenza Base Options:

|  |         |         |
|--|---------|---------|
| 60"-wide Monitor Panel                           | Add -MP | \$2,881 |
| Pull-out Waste/Recycling Unit (Left End Opening) | Add -TE | \$508   |
| Locks  | Add -L  | \$257   |

### EDGE PROFILE



Two4Six Square Edge

### GENERAL INFORMATION

- Tops are 1-1/8"-thick
- Seating capacity based on 27" per person
- Overall table height 29.5", Overall height 78" if Monitor Panel is specified.
- Standard with quarter cut veneer
- Pull-Out Waste/Recycling option is located on left side of unit if specified
- Adjustable shelves standard
- Access door on the credenza base standard with a lock. All doors will be keyed alike if locks are specified.
- Credenza base is 22"-deep, the Monitor Panel adds 2" making the depth 24"
- Plinth base is veneer and recessed 1" on all sides
- One section of wire management channel provided per table with Post Metal Leg and Open Frame Bases
- Pull-Out Waste/Recycling Bin size: 14" x 10-1/2" x 18"
- Only Woodgrain Laminate options are available for the Racetrack Base
- Racetrack Bases have a removable access door

#### REQUIRED INFORMATION (ORDER CANNOT BE ENTERED WITHOUT THIS INFORMATION)

See appendix pages vi-viii for surface material options.

- Choose Laminate Finish
- Choose Solid Edge Band Finish or Coordinating Woodgrain Edge Band Finish
- Choose Veneer Finish
- Choose Metal Finish, if -OF or -ML Base is specified (Clear Anodized (-CA) is an option on the Post Metal Leg only)



# GLASS TOP / VENEER CASE




D-SHAPE TOP

### BASE KEY

|    |            |     |                         |
|----|------------|-----|-------------------------|
| OF | Open Frame | RCL | Laminate Racetrack Base |
|    |            | RCP | Painted Racetrack Base  |
|    |            | RCV | Veneer Racetrack Base   |

## D-SHAPE TOP // 60" CREDENZA BASE // SEATED HEIGHT

| MODEL #    | LENGTH | WIDTH | HEIGHT | CREDENZA BASE | SEATING CAPACITY | -OF    | -RCL   | -RCP   | -RCV   |
|------------|--------|-------|--------|---------------|------------------|--------|--------|--------|--------|
| TFL-3060-G | 60     | 30    | 29-1/2 | 60            | 3                | 14,794 | -      | -      | -      |
| TFL-3660-G | 60     | 36    | 29-1/2 | 60            | 3                | 15,129 | -      | -      | -      |
| TFL-4260-G | 60     | 42    | 29-1/2 | 60            | 3                | 16,819 | -      | -      | -      |
| TFL-4860-G | 60     | 48    | 29-1/2 | 60            | 3                | 17,777 | -      | -      | -      |
| TFL-3066-G | 66     | 30    | 29-1/2 | 60            | 3                | 15,841 | -      | -      | -      |
| TFL-3666-G | 66     | 36    | 29-1/2 | 60            | 3                | 16,231 | -      | -      | -      |
| TFL-4266-G | 66     | 42    | 29-1/2 | 60            | 3                | 18,076 | -      | -      | -      |
| TFL-4866-G | 66     | 48    | 29-1/2 | 60            | 3                | 19,140 | -      | -      | -      |
| TFL-3072-G | 72     | 30    | 29-1/2 | 60            | 3                | 16,064 | -      | -      | -      |
| TFL-3672-G | 72     | 36    | 29-1/2 | 60            | 3                | 16,490 | -      | -      | -      |
| TFL-4272-G | 72     | 42    | 29-1/2 | 60            | 3                | 18,398 | 18,398 | 19,296 | 20,249 |
| TFL-4872-G | 72     | 48    | 29-1/2 | 60            | 3                | 19,511 | 19,511 | 20,441 | 21,427 |
| TFL-3078-G | 78     | 30    | 29-1/2 | 60            | 5                | 17,419 | -      | -      | -      |
| TFL-3678-G | 78     | 36    | 29-1/2 | 60            | 5                | 17,912 | -      | -      | -      |
| TFL-4278-G | 78     | 42    | 29-1/2 | 60            | 5                | 20,017 | 20,017 | 20,979 | 21,998 |
| TFL-4878-G | 78     | 48    | 29-1/2 | 60            | 5                | 21,263 | 21,263 | 22,259 | 23,312 |
| TFL-3084-G | 84     | 30    | 29-1/2 | 60            | 5                | 17,658 | -      | -      | -      |
| TFL-3684-G | 84     | 36    | 29-1/2 | 60            | 5                | 18,190 | -      | -      | -      |
| TFL-4284-G | 84     | 42    | 29-1/2 | 60            | 5                | 20,360 | 20,360 | 21,321 | 22,340 |
| TFL-4884-G | 84     | 48    | 29-1/2 | 60            | 5                | 21,660 | 21,660 | 22,655 | 23,709 |
| TFL-3090-G | 90     | 30    | 29-1/2 | 60            | 5                | 18,827 | -      | -      | -      |
| TFL-3690-G | 90     | 36    | 29-1/2 | 60            | 5                | 19,426 | -      | -      | -      |
| TFL-4290-G | 90     | 42    | 29-1/2 | 60            | 5                | 21,778 | 21,778 | 22,789 | 23,861 |
| TFL-4890-G | 90     | 48    | 29-1/2 | 60            | 5                | 23,204 | 23,204 | 24,249 | 25,358 |
| TFL-3096-G | 96     | 30    | 29-1/2 | 60            | 5                | 19,078 | -      | -      | -      |
| TFL-3696-G | 96     | 36    | 29-1/2 | 60            | 5                | 19,717 | -      | -      | -      |
| TFL-4296-G | 96     | 42    | 29-1/2 | 60            | 5                | 22,138 | 22,138 | 23,149 | 24,221 |
| TFL-4896-G | 96     | 48    | 29-1/2 | 60            | 5                | 23,620 | 23,620 | 24,667 | 25,775 |



Shown with optional Monitor Panel (-MP)

### OPTIONS

Power & Data Options

See pages 112-122

#### Polished Chrome Finish Options:

Polished Chrome Open Frame Base Add **-PCOF-TWA** \$1,357

#### Satin Glass Options:

Satin Glass Add **-TFSG** \$691

#### Credenza Base Options:

60"-wide Monitor Panel Add **-MP** \$2,881  
 Pull-out Waste/Recycling Unit (Left End Opening) Add **-TE** \$508  
 Locks Add **-L** \$257

### EDGE PROFILE



Two4Six Glass Edge

### GENERAL INFORMATION

- Tops are 1-1/8"-thick with 3/16"-thick hardwood edge band
- Seating capacity based on 27" per person
- Overall table height 29.5". Overall height 78" if Monitor Panel is specified.
- Standard with quarter cut veneer
- Pull-Out Waste/Recycling option is located on left side of unit if specified
- Adjustable shelves standard
- All doors will be keyed alike if locks are specified
- Lock color will default to metal color
- Access door on the credenza base standard with a lock
- Credenza base is 22"-deep, the Monitor Panel adds 2" making the depth 24"
- Plinth base is veneer and recessed 1" on all sides
- One section of wire management channel provided per table
- Pull-Out Waste/Recycling Bin size: 14" x 10-1/2" x 18"
- Only Woodgrain Laminate options are available for the Racetrack Base
- Racetrack Bases have a removable access door

#### REQUIRED INFORMATION (ORDER CANNOT BE ENTERED WITHOUT THIS INFORMATION)

See appendix pages vi-viii for surface material options.

- Choose Glass Finish
- Choose Veneer Finish, if applicable
- Choose Paint Finish if -PA is specified
- Choose Metal Finish
- Choose Solid Edge Band Finish or Coordinating Woodgrain Edge Band Finish, if -RCL Base specified
- Choose Sub-Top Finish: Paint Finish or Wood Species & Finish



# SOLID SURFACE TOP / VENEER CASE



D-SHAPE TOP


**BASE KEY**

OF Open Frame

RCL Laminate Racetrack Base  
RCP Painted Racetrack Base  
RCV Veneer Racetrack Base

**D-SHAPE TOP // 60" CREDENZA BASE // SEATED HEIGHT**

| MODEL #     | LENGTH | WIDTH | HEIGHT | CREDENZA BASE | SEATING CAPACITY | -OF    | -RCL   | -RCP   | -RCV   |
|-------------|--------|-------|--------|---------------|------------------|--------|--------|--------|--------|
| TFL-3060-SS | 60     | 30    | 29-1/2 | 60            | 3                | 15,458 | -      | -      | -      |
| TFL-3660-SS | 60     | 36    | 29-1/2 | 60            | 3                | 15,808 | -      | -      | -      |
| TFL-4260-SS | 60     | 42    | 29-1/2 | 60            | 3                | 17,574 | -      | -      | -      |
| TFL-4860-SS | 60     | 48    | 29-1/2 | 60            | 3                | 18,574 | -      | -      | -      |
| TFL-3066-SS | 66     | 30    | 29-1/2 | 60            | 3                | 16,552 | -      | -      | -      |
| TFL-3666-SS | 66     | 36    | 29-1/2 | 60            | 3                | 16,959 | -      | -      | -      |
| TFL-4266-SS | 66     | 42    | 29-1/2 | 60            | 3                | 18,887 | -      | -      | -      |
| TFL-4866-SS | 66     | 48    | 29-1/2 | 60            | 3                | 19,999 | -      | -      | -      |
| TFL-3072-SS | 72     | 30    | 29-1/2 | 60            | 3                | 16,785 | -      | -      | -      |
| TFL-3672-SS | 72     | 36    | 29-1/2 | 60            | 3                | 17,230 | -      | -      | -      |
| TFL-4272-SS | 72     | 42    | 29-1/2 | 60            | 3                | 19,223 | 19,223 | 20,162 | 21,158 |
| TFL-4872-SS | 72     | 48    | 29-1/2 | 60            | 3                | 20,387 | 20,387 | 21,358 | 22,389 |
| TFL-3078-SS | 78     | 30    | 29-1/2 | 60            | 5                | 18,201 | -      | -      | -      |
| TFL-3678-SS | 78     | 36    | 29-1/2 | 60            | 5                | 18,716 | -      | -      | -      |
| TFL-4278-SS | 78     | 42    | 29-1/2 | 60            | 5                | 20,915 | 20,915 | 21,921 | 22,985 |
| TFL-4878-SS | 78     | 48    | 29-1/2 | 60            | 5                | 22,217 | 22,217 | 23,257 | 24,358 |
| TFL-3084-SS | 84     | 30    | 29-1/2 | 60            | 5                | 18,450 | -      | -      | -      |
| TFL-3684-SS | 84     | 36    | 29-1/2 | 60            | 5                | 19,006 | -      | -      | -      |
| TFL-4284-SS | 84     | 42    | 29-1/2 | 60            | 5                | 21,274 | 21,274 | 22,278 | 23,342 |
| TFL-4884-SS | 84     | 48    | 29-1/2 | 60            | 5                | 22,631 | 22,631 | 23,671 | 24,773 |
| TFL-3090-SS | 90     | 30    | 29-1/2 | 60            | 5                | 19,671 | -      | -      | -      |
| TFL-3690-SS | 90     | 36    | 29-1/2 | 60            | 5                | 20,297 | -      | -      | -      |
| TFL-4290-SS | 90     | 42    | 29-1/2 | 60            | 5                | 22,755 | 22,755 | 23,812 | 24,931 |
| TFL-4890-SS | 90     | 48    | 29-1/2 | 60            | 5                | 24,245 | 24,245 | 25,337 | 26,496 |
| TFL-3096-SS | 96     | 30    | 29-1/2 | 60            | 5                | 19,934 | -      | -      | -      |
| TFL-3696-SS | 96     | 36    | 29-1/2 | 60            | 5                | 20,602 | -      | -      | -      |
| TFL-4296-SS | 96     | 42    | 29-1/2 | 60            | 5                | 23,132 | 23,132 | 24,188 | 25,308 |
| TFL-4896-SS | 96     | 48    | 29-1/2 | 60            | 5                | 24,680 | 24,680 | 25,774 | 26,931 |



Shown with optional Monitor Panel (-MP)

**OPTIONS**

Power & Data Options

See pages 112-122

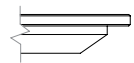
**Polished Chrome Finish Options:**

Polished Chrome Open Frame Base Add **-PCOF-TWA** \$1,357

**Credenza Base Options:**

60"-wide Monitor Panel Add **-MP** \$2,881  
 Pull-out Waste/Recycling Unit (Left End Opening) Add **-TE** \$508  
 Locks Add **-L** \$257

**EDGE PROFILE**



Two4Six Solid Surface Edge

**GENERAL INFORMATION**

- Seating capacity based on 27" per person
- Overall table height 29.5". Overall height 78" if Monitor Panel is specified.
- Standard with quarter cut veneer
- Pull-Out Waste/Recycling option is located on left side of unit if specified
- Adjustable shelves standard
- All doors will be keyed alike if locks are specified
- Lock color will default to metal color
- Access door on the credenza base standard with a lock
- Credenza base is 22"-deep, the Monitor Panel adds 2" making the depth 24"
- Plinth base is veneer and recessed 1" on all sides
- One section of wire management channel provided per table
- Pull-Out Waste/Recycling Bin size: 14" x 10-1/2" x 18"
- Only Woodgrain Laminate options are available for the Racetrack Base
- Racetrack Bases have a removable access door

**REQUIRED INFORMATION (ORDER CANNOT BE ENTERED WITHOUT THIS INFORMATION)**

See appendix pages vi-viii for surface material options.

- Choose Solid Surface Finish
- Choose Veneer Finish, if applicable
- Choose Paint Finish if -PA is specified
- Choose Metal Finish
- Choose Solid Edge Band Finish or Coordinating Woodgrain Edge Band Finish, if -RCL Base specified



# VENEER TOP WITH HARDWOOD EDGE / VENEER CASE




D-SHAPE TOP

### BASE KEY

|    |                |     |                         |
|----|----------------|-----|-------------------------|
| OF | Open Frame     | RCL | Laminate Racetrack Base |
| ML | Post Metal Leg | RCP | Painted Racetrack Base  |
|    |                | RCV | Veneer Racetrack Base   |

## D-SHAPE TOP // 72" CREDENZA BASE // SEATED HEIGHT

| MODEL #    | LENGTH | WIDTH | HEIGHT | CREDENZA BASE | SEATING CAPACITY | -OF    | -ML    | -RCL   | -RCP   | -RCV   |
|------------|--------|-------|--------|---------------|------------------|--------|--------|--------|--------|--------|
| TFX-3060-V | 60     | 30    | 29-1/2 | 72            | 3                | 9,916  | 9,916  | -      | -      | -      |
| TFX-3660-V | 60     | 36    | 29-1/2 | 72            | 3                | 10,131 | 10,131 | -      | -      | -      |
| TFX-4260-V | 60     | 42    | 29-1/2 | 72            | 3                | 11,253 | 11,253 | -      | -      | -      |
| TFX-4860-V | 60     | 48    | 29-1/2 | 72            | 3                | 11,883 | 11,883 | -      | -      | -      |
| TFX-3066-V | 66     | 30    | 29-1/2 | 72            | 3                | 10,612 | 10,612 | -      | -      | -      |
| TFX-3666-V | 66     | 36    | 29-1/2 | 72            | 3                | 10,862 | 10,862 | -      | -      | -      |
| TFX-4266-V | 66     | 42    | 29-1/2 | 72            | 3                | 12,085 | 12,085 | -      | -      | -      |
| TFX-4866-V | 66     | 48    | 29-1/2 | 72            | 3                | 12,784 | 12,784 | -      | -      | -      |
| TFX-3072-V | 72     | 30    | 29-1/2 | 72            | 3                | 10,755 | 10,755 | -      | -      | -      |
| TFX-3672-V | 72     | 36    | 29-1/2 | 72            | 3                | 11,028 | 11,028 | -      | -      | -      |
| TFX-4272-V | 72     | 42    | 29-1/2 | 72            | 3                | 12,291 | 12,291 | 12,291 | 12,889 | 13,584 |
| TFX-4872-V | 72     | 48    | 29-1/2 | 72            | 3                | 13,022 | 13,022 | 13,022 | 13,641 | 14,360 |
| TFX-3078-V | 78     | 30    | 29-1/2 | 72            | 5                | 11,655 | 11,655 | -      | -      | -      |
| TFX-3678-V | 78     | 36    | 29-1/2 | 72            | 5                | 11,971 | 11,971 | -      | -      | -      |
| TFX-4278-V | 78     | 42    | 29-1/2 | 72            | 5                | 13,364 | 13,364 | 13,364 | 14,004 | 14,747 |
| TFX-4878-V | 78     | 48    | 29-1/2 | 72            | 5                | 14,181 | 14,181 | 14,181 | 14,843 | 15,612 |
| TFX-3084-V | 84     | 30    | 29-1/2 | 72            | 5                | 11,809 | 11,809 | -      | -      | -      |
| TFX-3684-V | 84     | 36    | 29-1/2 | 72            | 5                | 12,150 | 12,150 | -      | -      | -      |
| TFX-4284-V | 84     | 42    | 29-1/2 | 72            | 5                | 13,583 | 13,583 | 13,583 | 14,223 | 14,966 |
| TFX-4884-V | 84     | 48    | 29-1/2 | 72            | 5                | 14,435 | 14,435 | 14,435 | 15,097 | 15,866 |
| TFX-3090-V | 90     | 30    | 29-1/2 | 72            | 5                | 12,583 | 12,583 | -      | -      | -      |
| TFX-3690-V | 90     | 36    | 29-1/2 | 72            | 5                | 12,967 | 12,967 | -      | -      | -      |
| TFX-4290-V | 90     | 42    | 29-1/2 | 72            | 5                | 14,520 | 14,520 | 14,520 | 15,193 | 15,975 |
| TFX-4890-V | 90     | 48    | 29-1/2 | 72            | 5                | 15,453 | 15,453 | 15,453 | 16,149 | 16,959 |
| TFX-3096-V | 96     | 30    | 29-1/2 | 72            | 5                | 12,744 | 12,744 | -      | -      | -      |
| TFX-3696-V | 96     | 36    | 29-1/2 | 72            | 5                | 13,154 | 13,154 | -      | -      | -      |
| TFX-4296-V | 96     | 42    | 29-1/2 | 72            | 5                | 14,751 | 14,751 | 14,751 | 15,424 | 16,206 |
| TFX-4896-V | 96     | 48    | 29-1/2 | 72            | 5                | 15,720 | 15,720 | 15,720 | 16,417 | 17,226 |



Shown with optional Monitor Panel (-MP)

### OPTIONS

Power & Data Options

See pages 112-122


#### Polished Chrome Finish Options:

|                                 |                      |         |
|---------------------------------|----------------------|---------|
| Polished Chrome Open Frame Base | Add <b>-PCOF-TWA</b> | \$1,357 |
| Polished Chrome Post Metal Legs | Add <b>-PCML-TWA</b> | \$626   |

#### Credenza Base Options:

|  |                |         |
|--|----------------|---------|
| 72" -wide Monitor Panel                          | Add <b>-MP</b> | \$3,106 |
| Pull-out Waste/Recycling Unit (Left End Opening) | Add <b>-TE</b> | \$508   |
| Sliding Equipment Rack (Right End Opening)       | Add <b>-R1</b> | \$3,663 |
| Locks  | Add <b>-L</b>  | \$257   |

### EDGE PROFILE



Two4Six Cutback Edge

### GENERAL INFORMATION

- Tops are 1-1/8" -thick with 3/16" -thick hardwood edge band
- Seating capacity based on 27" per person
- Overall table height 29.5". Overall height 78" if Monitor Panel is specified.
- Standard with quarter cut veneer
- Pull-Out Waste/Recycling option is located on left side of unit if specified
- Sliding Equipment Rack is located on the right end of the unit if specified
- Adjustable shelves standard
- Access door on the credenza base standard with a lock
- All doors will be keyed alike if locks are specified
- Equipment Rack - 12RU with thermostatically controlled fan
- Thermostatically-controlled fan activates automatically at 87° F and turns off at 85° F
- Credenza base is 22" -deep, the Monitor Panel adds 2" making the depth 24"
- Plinth base is veneer and recessed 1" on all sides
- One section of wire management channel provided per table with Post Metal Leg and Open Frame Bases
- Pull-Out Waste/Recycling Bin size: 14" x 10-1/2" x 18"
- Only Woodgrain Laminate options are available for the Racetrack Base
- Racetrack Bases have a removable access door

#### REQUIRED INFORMATION (ORDER CANNOT BE ENTERED WITHOUT THIS INFORMATION)

See appendix pages vi-viii for surface material options.

- Choose Veneer Finish
- Choose Metal Finish, if -OF or -ML Base is specified (Clear Anodized (-CA) is an option on the Post Metal Leg only)
- Choose Solid Edge Band Finish or Coordinating Woodgrain Edge Band Finish, if -RCL Base specified



# INSET LAMINATE TOP WITH HARDWOOD EDGE / VENEER CASE




D-SHAPE TOP

### BASE KEY

|    |                |     |                         |
|----|----------------|-----|-------------------------|
| OF | Open Frame     | RCL | Laminate Racetrack Base |
| ML | Post Metal Leg | RCP | Painted Racetrack Base  |
|    |                | RCV | Veneer Racetrack Base   |

## D-SHAPE TOP // 72" CREDENZA BASE // SEATED HEIGHT

| MODEL #    | LENGTH | WIDTH | HEIGHT | CREDENZA BASE | SEATING CAPACITY | -OF    | -ML    | -RCL   | -RCP   | -RCV   |
|------------|--------|-------|--------|---------------|------------------|--------|--------|--------|--------|--------|
| TFX-3060-P | 60     | 30    | 29-1/2 | 72            | 3                | 9,371  | 9,371  | -      | -      | -      |
| TFX-3660-P | 60     | 36    | 29-1/2 | 72            | 3                | 9,574  | 9,574  | -      | -      | -      |
| TFX-4260-P | 60     | 42    | 29-1/2 | 72            | 3                | 10,635 | 10,635 | -      | -      | -      |
| TFX-4860-P | 60     | 48    | 29-1/2 | 72            | 3                | 11,230 | 11,230 | -      | -      | -      |
| TFX-3066-P | 66     | 30    | 29-1/2 | 72            | 3                | 10,029 | 10,029 | -      | -      | -      |
| TFX-3666-P | 66     | 36    | 29-1/2 | 72            | 3                | 10,265 | 10,265 | -      | -      | -      |
| TFX-4266-P | 66     | 42    | 29-1/2 | 72            | 3                | 11,421 | 11,421 | -      | -      | -      |
| TFX-4866-P | 66     | 48    | 29-1/2 | 72            | 3                | 12,081 | 12,081 | -      | -      | -      |
| TFX-3072-P | 72     | 30    | 29-1/2 | 72            | 3                | 10,164 | 10,164 | -      | -      | -      |
| TFX-3672-P | 72     | 36    | 29-1/2 | 72            | 3                | 10,422 | 10,422 | -      | -      | -      |
| TFX-4272-P | 72     | 42    | 29-1/2 | 72            | 3                | 11,615 | 11,615 | 11,615 | 12,181 | 12,837 |
| TFX-4872-P | 72     | 48    | 29-1/2 | 72            | 3                | 12,306 | 12,306 | 12,306 | 12,891 | 13,571 |
| TFX-3078-P | 78     | 30    | 29-1/2 | 72            | 5                | 11,014 | 11,014 | -      | -      | -      |
| TFX-3678-P | 78     | 36    | 29-1/2 | 72            | 5                | 11,313 | 11,313 | -      | -      | -      |
| TFX-4278-P | 78     | 42    | 29-1/2 | 72            | 5                | 12,629 | 12,629 | 12,629 | 13,234 | 13,936 |
| TFX-4878-P | 78     | 48    | 29-1/2 | 72            | 5                | 13,402 | 13,402 | 13,402 | 14,027 | 14,754 |
| TFX-3084-P | 84     | 30    | 29-1/2 | 72            | 5                | 11,160 | 11,160 | -      | -      | -      |
| TFX-3684-P | 84     | 36    | 29-1/2 | 72            | 5                | 11,482 | 11,482 | -      | -      | -      |
| TFX-4284-P | 84     | 42    | 29-1/2 | 72            | 5                | 12,836 | 12,836 | 12,836 | 13,441 | 14,143 |
| TFX-4884-P | 84     | 48    | 29-1/2 | 72            | 5                | 13,642 | 13,642 | 13,642 | 14,267 | 14,994 |
| TFX-3090-P | 90     | 30    | 29-1/2 | 72            | 5                | 11,891 | 11,891 | -      | -      | -      |
| TFX-3690-P | 90     | 36    | 29-1/2 | 72            | 5                | 12,254 | 12,254 | -      | -      | -      |
| TFX-4290-P | 90     | 42    | 29-1/2 | 72            | 5                | 13,722 | 13,722 | 13,722 | 14,358 | 15,097 |
| TFX-4890-P | 90     | 48    | 29-1/2 | 72            | 5                | 14,604 | 14,604 | 14,604 | 15,261 | 16,027 |
| TFX-3096-P | 96     | 30    | 29-1/2 | 72            | 5                | 12,044 | 12,044 | -      | -      | -      |
| TFX-3696-P | 96     | 36    | 29-1/2 | 72            | 5                | 12,431 | 12,431 | -      | -      | -      |
| TFX-4296-P | 96     | 42    | 29-1/2 | 72            | 5                | 13,940 | 13,940 | 13,940 | 14,576 | 15,315 |
| TFX-4896-P | 96     | 48    | 29-1/2 | 72            | 5                | 14,856 | 14,856 | 14,856 | 15,515 | 16,279 |



Shown with optional Monitor Panel (-MP)

### OPTIONS

Power & Data Options

### CODE

### PRICE

### NOTES

See pages 112-122


#### Polished Chrome Finish Options:

|                                 |                      |         |
|---------------------------------|----------------------|---------|
| Polished Chrome Open Frame Base | Add <b>-PCOF-TWA</b> | \$1,357 |
| Polished Chrome Post Metal Legs | Add <b>-PCML-TWA</b> | \$626   |

#### Credenza Base Options:

|  |                |         |
|--|----------------|---------|
| 72"-wide Monitor Panel                           | Add <b>-MP</b> | \$3,106 |
| Pull-out Waste/Recycling Unit (Left End Opening) | Add <b>-TE</b> | \$508   |
| Sliding Equipment Rack (Right End Opening)       | Add <b>-R1</b> | \$3,663 |
| Locks  | Add <b>-L</b>  | \$257   |

### EDGE PROFILE



Two4Six Cutback Edge

### GENERAL INFORMATION

- Tops are 1-1/8"-thick
- Seating capacity based on 27" per person
- Overall table height 29.5". Overall height 78" if Monitor Panel is specified.
- Standard with quarter cut veneer
- Pull-Out Waste/Recycling option is located on left side of unit if specified
- Sliding Equipment Rack is located on the right end of the unit if specified
- Adjustable shelves standard
- Access door on the credenza base standard with a lock
- All doors will be keyed alike if locks are specified
- Equipment Rack - 12RU with thermostatically controlled fan
- Thermostatically-controlled fan activates automatically at 87° F and turns off at 85° F
- Credenza base is 22"-deep, the Monitor Panel adds 2" making the depth 24"
- Plinth base is veneer and recessed 1" on all sides
- One section of wire management channel provided per table with Post Metal Leg and Open Frame Bases
- Pull-Out Waste/Recycling Bin size: 14" x 10-1/2" x 18"
- Only Woodgrain Laminate options are available for the Racetrack Base
- Racetrack Bases have a removable access door

### REQUIRED INFORMATION (ORDER CANNOT BE ENTERED WITHOUT THIS INFORMATION)

See appendix pages vi-viii for surface material options.

- Choose Laminate Finish
- Choose Wood Species & Finish for Hardwood Edge
- Choose Veneer Finish
- Choose Metal Finish, if -OF or -ML Base is specified (Clear Anodized (-CA) is an option on the Post Metal Leg only)
- Choose Solid Edge Band Finish or Coordinating Woodgrain Edge Band Finish, if -RCL Base specified



# LAMINATE TOP WITH CUTBACK EDGE / VENEER CASE




D-SHAPE TOP

### BASE KEY

|    |                |     |                         |
|----|----------------|-----|-------------------------|
| OF | Open Frame     | RCL | Laminate Racetrack Base |
| ML | Post Metal Leg | RCP | Painted Racetrack Base  |
|    |                | RCV | Veneer Racetrack Base   |

## D-SHAPE TOP // 72" CREDENZA BASE // SEATED HEIGHT

| MODEL #     | LENGTH | WIDTH | HEIGHT | CREDENZA BASE | SEATING CAPACITY | -OF    | -ML    | -RCL   | -RCP   | -RCV   |
|-------------|--------|-------|--------|---------------|------------------|--------|--------|--------|--------|--------|
| TFX-3060-PA | 60     | 30    | 29-1/2 | 72            | 3                | 9,371  | 9,371  | -      | -      | -      |
| TFX-3660-PA | 60     | 36    | 29-1/2 | 72            | 3                | 9,574  | 9,574  | -      | -      | -      |
| TFX-4260-PA | 60     | 42    | 29-1/2 | 72            | 3                | 10,635 | 10,635 | -      | -      | -      |
| TFX-4860-PA | 60     | 48    | 29-1/2 | 72            | 3                | 11,230 | 11,230 | -      | -      | -      |
| TFX-3066-PA | 66     | 30    | 29-1/2 | 72            | 3                | 10,029 | 10,029 | -      | -      | -      |
| TFX-3666-PA | 66     | 36    | 29-1/2 | 72            | 3                | 10,265 | 10,265 | -      | -      | -      |
| TFX-4266-PA | 66     | 42    | 29-1/2 | 72            | 3                | 11,421 | 11,421 | -      | -      | -      |
| TFX-4866-PA | 66     | 48    | 29-1/2 | 72            | 3                | 12,081 | 12,081 | -      | -      | -      |
| TFX-3072-PA | 72     | 30    | 29-1/2 | 72            | 3                | 10,164 | 10,164 | -      | -      | -      |
| TFX-3672-PA | 72     | 36    | 29-1/2 | 72            | 3                | 10,422 | 10,422 | -      | -      | -      |
| TFX-4272-PA | 72     | 42    | 29-1/2 | 72            | 3                | 11,615 | 11,615 | 11,615 | 12,181 | 12,837 |
| TFX-4872-PA | 72     | 48    | 29-1/2 | 72            | 3                | 12,306 | 12,306 | 12,306 | 12,891 | 13,571 |
| TFX-3078-PA | 78     | 30    | 29-1/2 | 72            | 5                | 11,014 | 11,014 | -      | -      | -      |
| TFX-3678-PA | 78     | 36    | 29-1/2 | 72            | 5                | 11,313 | 11,313 | -      | -      | -      |
| TFX-4278-PA | 78     | 42    | 29-1/2 | 72            | 5                | 12,629 | 12,629 | 12,629 | 13,234 | 13,936 |
| TFX-4878-PA | 78     | 48    | 29-1/2 | 72            | 5                | 13,402 | 13,402 | 13,402 | 14,027 | 14,754 |
| TFX-3084-PA | 84     | 30    | 29-1/2 | 72            | 5                | 11,160 | 11,160 | -      | -      | -      |
| TFX-3684-PA | 84     | 36    | 29-1/2 | 72            | 5                | 11,482 | 11,482 | -      | -      | -      |
| TFX-4284-PA | 84     | 42    | 29-1/2 | 72            | 5                | 12,836 | 12,836 | 12,836 | 13,441 | 14,143 |
| TFX-4884-PA | 84     | 48    | 29-1/2 | 72            | 5                | 13,642 | 13,642 | 13,642 | 14,267 | 14,994 |
| TFX-3090-PA | 90     | 30    | 29-1/2 | 72            | 5                | 11,891 | 11,891 | -      | -      | -      |
| TFX-3690-PA | 90     | 36    | 29-1/2 | 72            | 5                | 12,254 | 12,254 | -      | -      | -      |
| TFX-4290-PA | 90     | 42    | 29-1/2 | 72            | 5                | 13,722 | 13,722 | 13,722 | 14,358 | 15,097 |
| TFX-4890-PA | 90     | 48    | 29-1/2 | 72            | 5                | 14,604 | 14,604 | 14,604 | 15,261 | 16,027 |
| TFX-3096-PA | 96     | 30    | 29-1/2 | 72            | 5                | 12,044 | 12,044 | -      | -      | -      |
| TFX-3696-PA | 96     | 36    | 29-1/2 | 72            | 5                | 12,431 | 12,431 | -      | -      | -      |
| TFX-4296-PA | 96     | 42    | 29-1/2 | 72            | 5                | 13,940 | 13,940 | 13,940 | 14,576 | 15,315 |
| TFX-4896-PA | 96     | 48    | 29-1/2 | 72            | 5                | 14,856 | 14,856 | 14,856 | 15,515 | 16,279 |



Shown with optional Monitor Panel (-MP)

### OPTIONS

Power & Data Options

### CODE

### PRICE

### NOTES

See pages 112-122


#### Polished Chrome Finish Options:

|                                 |               |         |
|---------------------------------|---------------|---------|
| Polished Chrome Open Frame Base | Add -PCOF-TWA | \$1,357 |
| Polished Chrome Post Metal Legs | Add -PCML-TWA | \$626   |

#### Credenza Base Options:

|  |         |         |
|--|---------|---------|
| 72"-wide Monitor Panel                           | Add -MP | \$3,106 |
| Pull-out Waste/Recycling Unit (Left End Opening) | Add -TE | \$508   |
| Sliding Equipment Rack (Right End Opening)       | Add -R1 | \$3,663 |
| Locks  | Add -L  | \$257   |

### EDGE PROFILE



Two4Six Cutback Edge

### GENERAL INFORMATION

- Tops are 1-1/8"-thick
- Seating capacity based on 27" per person
- Overall table height 29.5". Overall height 78" if Monitor Panel is specified.
- Standard with quarter cut veneer
- Pull-Out Waste/Recycling option is located on left side of unit if specified
- Sliding Equipment Rack is located on the right end of the unit if specified
- Adjustable shelves standard
- Access door on the credenza base standard with a lock
- All doors will be keyed alike if locks are specified
- Equipment Rack - 12RU with thermostatically controlled fan
- Thermostatically-controlled fan activates automatically at 87° F and turns off at 85° F
- Credenza base is 22"-deep, the Monitor Panel adds 2" making the depth 24"
- Plinth base is veneer and recessed 1" on all sides
- One section of wire management channel provided per table with Post Metal Leg and Open Frame Bases
- Pull-Out Waste/Recycling Bin size: 14" x 10-1/2" x 18"
- Only Woodgrain Laminate options are available for the Racetrack Base
- Racetrack Bases have a removable access door

### REQUIRED INFORMATION (ORDER CANNOT BE ENTERED WITHOUT THIS INFORMATION)

See appendix pages vi-viii for surface material options.

- Choose Laminate Finish
- Choose Solid Edge Band Finish or Coordinating Woodgrain Edge Band Finish
- Choose Veneer Finish
- Choose Metal Finish, if -OF or -ML Base is specified (Clear Anodized (-CA) is an option on the Post Metal Leg only)



# LAMINATE TOP WITH SQUARE EDGE / VENEER CASE




D-SHAPE TOP

**BASE KEY**

|    |                |     |                         |
|----|----------------|-----|-------------------------|
| OF | Open Frame     | RCL | Laminate Racetrack Base |
| ML | Post Metal Leg | RCP | Painted Racetrack Base  |
|    |                | RCV | Veneer Racetrack Base   |

**D-SHAPE TOP // 72" CREDENZA BASE // SEATED HEIGHT**

| MODEL #     | LENGTH | WIDTH | HEIGHT | CREDENZA BASE | SEATING CAPACITY | -OF    | -ML    | -RCL   | -RCP   | -RCV   |
|-------------|--------|-------|--------|---------------|------------------|--------|--------|--------|--------|--------|
| TFX-3060-PE | 60     | 30    | 29-1/2 | 72            | 3                | 8,905  | 8,905  | -      | -      | -      |
| TFX-3660-PE | 60     | 36    | 29-1/2 | 72            | 3                | 9,098  | 9,098  | -      | -      | -      |
| TFX-4260-PE | 60     | 42    | 29-1/2 | 72            | 3                | 10,106 | 10,106 | -      | -      | -      |
| TFX-4860-PE | 60     | 48    | 29-1/2 | 72            | 3                | 10,671 | 10,671 | -      | -      | -      |
| TFX-3066-PE | 66     | 30    | 29-1/2 | 72            | 3                | 9,530  | 9,530  | -      | -      | -      |
| TFX-3666-PE | 66     | 36    | 29-1/2 | 72            | 3                | 9,755  | 9,755  | -      | -      | -      |
| TFX-4266-PE | 66     | 42    | 29-1/2 | 72            | 3                | 10,853 | 10,853 | -      | -      | -      |
| TFX-4866-PE | 66     | 48    | 29-1/2 | 72            | 3                | 11,481 | 11,481 | -      | -      | -      |
| TFX-3072-PE | 72     | 30    | 29-1/2 | 72            | 3                | 9,658  | 9,658  | -      | -      | -      |
| TFX-3672-PE | 72     | 36    | 29-1/2 | 72            | 3                | 9,904  | 9,904  | -      | -      | -      |
| TFX-4272-PE | 72     | 42    | 29-1/2 | 72            | 3                | 11,038 | 11,038 | 11,038 | 11,575 | 12,199 |
| TFX-4872-PE | 72     | 48    | 29-1/2 | 72            | 3                | 11,694 | 11,694 | 11,694 | 12,250 | 12,896 |
| TFX-3078-PE | 78     | 30    | 29-1/2 | 72            | 5                | 10,467 | 10,467 | -      | -      | -      |
| TFX-3678-PE | 78     | 36    | 29-1/2 | 72            | 5                | 10,750 | 10,750 | -      | -      | -      |
| TFX-4278-PE | 78     | 42    | 29-1/2 | 72            | 5                | 12,001 | 12,001 | 12,001 | 12,576 | 13,243 |
| TFX-4878-PE | 78     | 48    | 29-1/2 | 72            | 5                | 12,735 | 12,735 | 12,735 | 13,330 | 14,020 |
| TFX-3084-PE | 84     | 30    | 29-1/2 | 72            | 5                | 10,605 | 10,605 | -      | -      | -      |
| TFX-3684-PE | 84     | 36    | 29-1/2 | 72            | 5                | 10,911 | 10,911 | -      | -      | -      |
| TFX-4284-PE | 84     | 42    | 29-1/2 | 72            | 5                | 12,198 | 12,198 | 12,198 | 12,773 | 13,440 |
| TFX-4884-PE | 84     | 48    | 29-1/2 | 72            | 5                | 12,963 | 12,963 | 12,963 | 13,558 | 14,248 |
| TFX-3090-PE | 90     | 30    | 29-1/2 | 72            | 5                | 11,300 | 11,300 | -      | -      | -      |
| TFX-3690-PE | 90     | 36    | 29-1/2 | 72            | 5                | 11,645 | 11,645 | -      | -      | -      |
| TFX-4290-PE | 90     | 42    | 29-1/2 | 72            | 5                | 13,039 | 13,039 | 13,039 | 13,644 | 14,346 |
| TFX-4890-PE | 90     | 48    | 29-1/2 | 72            | 5                | 13,877 | 13,877 | 13,877 | 14,502 | 15,230 |
| TFX-3096-PE | 96     | 30    | 29-1/2 | 72            | 5                | 11,445 | 11,445 | -      | -      | -      |
| TFX-3696-PE | 96     | 36    | 29-1/2 | 72            | 5                | 11,813 | 11,813 | -      | -      | -      |
| TFX-4296-PE | 96     | 42    | 29-1/2 | 72            | 5                | 13,247 | 13,247 | 13,247 | 13,851 | 14,553 |
| TFX-4896-PE | 96     | 48    | 29-1/2 | 72            | 5                | 14,117 | 14,117 | 14,117 | 14,743 | 15,469 |



Shown with optional Monitor Panel (-MP)

**OPTIONS**

Power & Data Options

**CODE**

**PRICE**

**NOTES**

See pages 112-122

**Polished Chrome Finish Options:**

|                                 |                      |         |
|---------------------------------|----------------------|---------|
| Polished Chrome Open Frame Base | Add <b>-PCOF-TWA</b> | \$1,357 |
| Polished Chrome Post Metal Legs | Add <b>-PCML-TWA</b> | \$626   |

**Credenza Base Options:**

|  |                |         |
|--|----------------|---------|
| 72"-wide Monitor Panel                           | Add <b>-MP</b> | \$3,106 |
| Pull-out Waste/Recycling Unit (Left End Opening) | Add <b>-TE</b> | \$508   |
| Sliding Equipment Rack (Right End Opening)       | Add <b>-R1</b> | \$3,663 |
| Locks  | Add <b>-L</b>  | \$257   |

**EDGE PROFILE**



Two4Six Square Edge

**GENERAL INFORMATION**

- Tops are 1-1/8"-thick
- Seating capacity based on 27" per person
- Overall table height 29.5". Overall height 78" if Monitor Panel is specified.
- Standard with quarter cut veneer
- Pull-Out Waste/Recycling option is located on left side of unit if specified
- Sliding Equipment Rack is located on the right end of the unit if specified
- Adjustable shelves standard
- Access door on the credenza base standard with a lock
- All doors will be keyed alike if locks are specified
- Equipment Rack - 12RU with thermostatically controlled fan
- Thermostatically-controlled fan activates automatically at 87° F and turns off at 85° F
- Credenza base is 22"-deep, the Monitor Panel adds 2" making the depth 24"
- Plinth base is veneer and recessed 1" on all sides
- One section of wire management channel provided per table with Post Metal Leg and Open Frame Bases
- Pull-Out Waste/Recycling Bin size: 14" x 10-1/2" x 18"
- Only Woodgrain Laminate options are available for the Racetrack Base
- Racetrack Bases have a removable access door

**REQUIRED INFORMATION (ORDER CANNOT BE ENTERED WITHOUT THIS INFORMATION)**

See appendix pages vi-viii for surface material options.

- Choose Laminate Finish
- Choose Solid Edge Band Finish or Coordinating Woodgrain Edge Band Finish
- Choose Veneer Finish
- Choose Metal Finish, if -OF or -ML Base is specified (Clear Anodized (-CA) is an option on the Post Metal Leg only)



# GLASS TOP / VENEER CASE



D-SHAPE TOP


### BASE KEY

OF Open Frame

RCL Laminate Racetrack Base  
RCP Painted Racetrack Base  
RCV Veneer Racetrack Base

## D-SHAPE TOP // 72" CREDENZA BASE // SEATED HEIGHT

| MODEL #    | LENGTH | WIDTH | HEIGHT | CREDENZA BASE | SEATING CAPACITY | -OF    | -RCL   | -RCP   | -RCV   |
|------------|--------|-------|--------|---------------|------------------|--------|--------|--------|--------|
| TFX-3060-G | 60     | 30    | 29-1/2 | 72            | 3                | 15,469 | -      | -      | -      |
| TFX-3660-G | 60     | 36    | 29-1/2 | 72            | 3                | 15,805 | -      | -      | -      |
| TFX-4260-G | 60     | 42    | 29-1/2 | 72            | 3                | 17,555 | -      | -      | -      |
| TFX-4860-G | 60     | 48    | 29-1/2 | 72            | 3                | 18,538 | -      | -      | -      |
| TFX-3066-G | 66     | 30    | 29-1/2 | 72            | 3                | 16,555 | -      | -      | -      |
| TFX-3666-G | 66     | 36    | 29-1/2 | 72            | 3                | 16,945 | -      | -      | -      |
| TFX-4266-G | 66     | 42    | 29-1/2 | 72            | 3                | 18,853 | -      | -      | -      |
| TFX-4866-G | 66     | 48    | 29-1/2 | 72            | 3                | 19,944 | -      | -      | -      |
| TFX-3072-G | 72     | 30    | 29-1/2 | 72            | 3                | 16,778 | -      | -      | -      |
| TFX-3672-G | 72     | 36    | 29-1/2 | 72            | 3                | 17,204 | -      | -      | -      |
| TFX-4272-G | 72     | 42    | 29-1/2 | 72            | 3                | 19,174 | 19,174 | 20,107 | 21,192 |
| TFX-4872-G | 72     | 48    | 29-1/2 | 72            | 3                | 20,315 | 20,315 | 21,280 | 22,402 |
| TFX-3078-G | 78     | 30    | 29-1/2 | 72            | 5                | 18,182 | -      | -      | -      |
| TFX-3678-G | 78     | 36    | 29-1/2 | 72            | 5                | 18,675 | -      | -      | -      |
| TFX-4278-G | 78     | 42    | 29-1/2 | 72            | 5                | 20,848 | 20,848 | 21,847 | 23,006 |
| TFX-4878-G | 78     | 48    | 29-1/2 | 72            | 5                | 22,123 | 22,123 | 23,156 | 24,355 |
| TFX-3084-G | 84     | 30    | 29-1/2 | 72            | 5                | 18,423 | -      | -      | -      |
| TFX-3684-G | 84     | 36    | 29-1/2 | 72            | 5                | 18,954 | -      | -      | -      |
| TFX-4284-G | 84     | 42    | 29-1/2 | 72            | 5                | 21,190 | 21,190 | 22,188 | 23,347 |
| TFX-4884-G | 84     | 48    | 29-1/2 | 72            | 5                | 22,519 | 22,519 | 23,552 | 24,751 |
| TFX-3090-G | 90     | 30    | 29-1/2 | 72            | 5                | 19,630 | -      | -      | -      |
| TFX-3690-G | 90     | 36    | 29-1/2 | 72            | 5                | 20,229 | -      | -      | -      |
| TFX-4290-G | 90     | 42    | 29-1/2 | 72            | 5                | 22,652 | 22,652 | 23,702 | 24,921 |
| TFX-4890-G | 90     | 48    | 29-1/2 | 72            | 5                | 24,107 | 24,107 | 25,193 | 26,457 |
| TFX-3096-G | 96     | 30    | 29-1/2 | 72            | 5                | 19,881 | -      | -      | -      |
| TFX-3696-G | 96     | 36    | 29-1/2 | 72            | 5                | 20,521 | -      | -      | -      |
| TFX-4296-G | 96     | 42    | 29-1/2 | 72            | 5                | 23,012 | 23,012 | 24,062 | 25,282 |
| TFX-4896-G | 96     | 48    | 29-1/2 | 72            | 5                | 24,524 | 24,524 | 25,611 | 26,873 |



Shown with optional Monitor Panel (-MP)

### OPTIONS

Power & Data Options

See pages 112-122

#### Polished Chrome Finish Options:

Polished Chrome Open Frame Base Add **-PCOF-TWA** \$1,357

#### Satin Glass Options:

Satin Glass Add **-TFSG** \$691

#### Credenza Base Options:

72"-wide Monitor Panel Add **-MP** \$3,106  
 Pull-out Waste/Recycling Unit (Left End Opening) Add **-TE** \$508  
 Sliding Equipment Rack (Right End Opening) Add **-R1** \$3,663  
 Locks Add **-L** \$257

CODE PRICE

NOTES

### EDGE PROFILE



Two4Six Glass Edge

### GENERAL INFORMATION

- Tops are 1-1/8"-thick
- Seating capacity based on 27" per person
- Overall table height 29.5". Overall height 78" if Monitor Panel is specified.
- Standard with quarter cut veneer
- Pull-Out Waste/Recycling option is located on left side of unit if specified
- Sliding Equipment Rack is located on the right end of the unit if specified
- Adjustable shelves standard
- Access door on the credenza base standard with a lock
- All doors will be keyed alike if locks are specified
- Equipment Rack - 12RU with thermostatically controlled fan
- Thermostatically-controlled fan activates automatically at 87° F and turns off at 85° F
- Credenza base is 22"-deep, the Monitor Panel adds 2" making the depth 24"
- Plinth base is veneer and recessed 1" on all sides
- One section of wire management channel provided per table with Post Metal Leg and Open Frame Bases
- Pull-Out Waste/Recycling Bin size: 14" x 10-1/2" x 18"
- Only Woodgrain Laminate options are available for the Racetrack Base
- Racetrack Bases have a removable access door

### REQUIRED INFORMATION (ORDER CANNOT BE ENTERED WITHOUT THIS INFORMATION)

See appendix pages vi-viii for surface material options.

- Choose Glass Finish
- Choose Veneer Finish, if applicable
- Choose Paint Finish if -PA is specified
- Choose Metal Finish
- Choose Solid Edge Band Finish or Coordinating Woodgrain Edge Band Finish, if -RCL Base specified
- Choose Sub-Top Finish: Paint Finish or Wood Species & Finish



# SOLID SURFACE TOP / VENEER CASE



D-SHAPE TOP


**BASE KEY**

OF Open Frame

RCL Laminate Racetrack Base  
RCP Painted Racetrack Base  
RCV Veneer Racetrack Base

**D-SHAPE TOP // 72" CREDENZA BASE // SEATED HEIGHT**

| MODEL #     | LENGTH | WIDTH | HEIGHT | CREDENZA BASE | SEATING CAPACITY | -OF    | -RCL   | -RCP   | -RCV   |
|-------------|--------|-------|--------|---------------|------------------|--------|--------|--------|--------|
| TFX-3060-SS | 60     | 30    | 29-1/2 | 72            | 3                | 16,164 | -      | -      | -      |
| TFX-3660-SS | 60     | 36    | 29-1/2 | 72            | 3                | 16,514 | -      | -      | -      |
| TFX-4260-SS | 60     | 42    | 29-1/2 | 72            | 3                | 18,343 | -      | -      | -      |
| TFX-4860-SS | 60     | 48    | 29-1/2 | 72            | 3                | 19,370 | -      | -      | -      |
| TFX-3066-SS | 66     | 30    | 29-1/2 | 72            | 3                | 17,298 | -      | -      | -      |
| TFX-3666-SS | 66     | 36    | 29-1/2 | 72            | 3                | 17,706 | -      | -      | -      |
| TFX-4266-SS | 66     | 42    | 29-1/2 | 72            | 3                | 19,699 | -      | -      | -      |
| TFX-4866-SS | 66     | 48    | 29-1/2 | 72            | 3                | 20,838 | -      | -      | -      |
| TFX-3072-SS | 72     | 30    | 29-1/2 | 72            | 3                | 17,531 | -      | -      | -      |
| TFX-3672-SS | 72     | 36    | 29-1/2 | 72            | 3                | 17,976 | -      | -      | -      |
| TFX-4272-SS | 72     | 42    | 29-1/2 | 72            | 3                | 20,035 | 20,035 | 21,010 | 22,142 |
| TFX-4872-SS | 72     | 48    | 29-1/2 | 72            | 3                | 21,226 | 21,226 | 22,235 | 23,407 |
| TFX-3078-SS | 78     | 30    | 29-1/2 | 72            | 5                | 18,998 | -      | -      | -      |
| TFX-3678-SS | 78     | 36    | 29-1/2 | 72            | 5                | 19,513 | -      | -      | -      |
| TFX-4278-SS | 78     | 42    | 29-1/2 | 72            | 5                | 21,784 | 21,784 | 22,827 | 24,038 |
| TFX-4878-SS | 78     | 48    | 29-1/2 | 72            | 5                | 23,116 | 23,116 | 24,195 | 25,448 |
| TFX-3084-SS | 84     | 30    | 29-1/2 | 72            | 5                | 19,249 | -      | -      | -      |
| TFX-3684-SS | 84     | 36    | 29-1/2 | 72            | 5                | 19,805 | -      | -      | -      |
| TFX-4284-SS | 84     | 42    | 29-1/2 | 72            | 5                | 22,141 | 22,141 | 23,184 | 24,395 |
| TFX-4884-SS | 84     | 48    | 29-1/2 | 72            | 5                | 23,530 | 23,530 | 24,609 | 25,862 |
| TFX-3090-SS | 90     | 30    | 29-1/2 | 72            | 5                | 20,511 | -      | -      | -      |
| TFX-3690-SS | 90     | 36    | 29-1/2 | 72            | 5                | 21,137 | -      | -      | -      |
| TFX-4290-SS | 90     | 42    | 29-1/2 | 72            | 5                | 23,668 | 23,668 | 24,765 | 26,040 |
| TFX-4890-SS | 90     | 48    | 29-1/2 | 72            | 5                | 25,189 | 25,189 | 26,323 | 27,644 |
| TFX-3096-SS | 96     | 30    | 29-1/2 | 72            | 5                | 20,773 | -      | -      | -      |
| TFX-3696-SS | 96     | 36    | 29-1/2 | 72            | 5                | 21,442 | -      | -      | -      |
| TFX-4296-SS | 96     | 42    | 29-1/2 | 72            | 5                | 24,045 | 24,045 | 25,142 | 26,416 |
| TFX-4896-SS | 96     | 48    | 29-1/2 | 72            | 5                | 25,624 | 25,624 | 26,760 | 28,079 |



Shown with optional Monitor Panel (-MP)

**OPTIONS**

Power & Data Options

See pages 112-122

**Polished Chrome Finish Options:**

Polished Chrome Open Frame Base Add **-PCOF-TWA** \$1,357

**Credenza Base Options:**

72"-wide Monitor Panel Add **-MP** \$3,106  
 Pull-out Waste/Recycling Unit (Left End Opening) Add **-TE** \$508  
 Sliding Equipment Rack (Right End Opening) Add **-R1** \$3,663  
 Locks Add **-L** \$257

**CODE**

**PRICE**

**NOTES**

**EDGE PROFILE**



Two4Six Solid Surface Edge

**GENERAL INFORMATION**

- Seating capacity based on 27" per person
- Overall table height 29.5". Overall height 78" if Monitor Panel is specified.
- Standard with quarter cut veneer
- Pull-Out Waste/Recycling option is located on left side of unit if specified
- Sliding Equipment Rack is located on the right end of the unit if specified
- Adjustable shelves standard
- Access door on the credenza base standard with a lock.
- All doors will be keyed alike if locks are specified.
- Equipment Rack - 12RU with thermostatically controlled fan
- Thermostatically-controlled fan activates automatically at 87° F and turns off at 85° F
- Credenza base is 22"-deep, the Monitor Panel adds 2" making the depth 4"
- Plinth base is veneer and recessed 1" on all sides
- One section of wire management channel provided per table with Post Metal Leg and Open Frame Bases
- Pull-Out Waste/Recycling Bin size: 14" x 10-1/2" x 18"
- Only Woodgrain Laminate options are available for the Racetrack Base
- Racetrack Bases have a removable access door

**REQUIRED INFORMATION (ORDER CANNOT BE ENTERED WITHOUT THIS INFORMATION)**

See appendix pages vi-viii for surface material options.

- Choose Solid Surface Finish
- Choose Veneer Finish, if applicable
- Choose Paint Finish if -PA is specified
- Choose Metal Finish
- Choose Solid Edge Band Finish or Coordinating Woodgrain Edge Band Finish, if -RCL Base specified



# VENEER TOP WITH HARDWOOD EDGE



D-SHAPE TOP

**BASE KEY**

|    |                |     |                         |
|----|----------------|-----|-------------------------|
| OF | Open Frame     | RCL | Laminate Racetrack Base |
| ML | Post Metal Leg | RCP | Painted Racetrack Base  |
|    |                | RCV | Veneer Racetrack Base   |

**D-SHAPE TOP // SLAB BASE // SEATED HEIGHT**

| MODEL #        | LENGTH | WIDTH | HEIGHT | SEATING CAPACITY | -OF   | -ML   | -RCL  | -RCP  | -RCV  |
|----------------|--------|-------|--------|------------------|-------|-------|-------|-------|-------|
| TFE-3060-V [ ] | 60     | 30    | 29-1/2 | 4                | 4,163 | 4,163 | -     | -     | -     |
| TFE-3066-V [ ] | 66     | 30    | 29-1/2 | 5                | 4,538 | 4,538 | -     | -     | -     |
| TFE-3072-V [ ] | 72     | 30    | 29-1/2 | 5                | 4,681 | 4,681 | -     | -     | -     |
| TFE-3078-V [ ] | 78     | 30    | 29-1/2 | 5                | 5,160 | 5,160 | -     | -     | -     |
| TFE-3084-V [ ] | 84     | 30    | 29-1/2 | 7                | 5,313 | 5,313 | -     | -     | -     |
| TFE-3090-V [ ] | 90     | 30    | 29-1/2 | 7                | 5,750 | 5,750 | -     | -     | -     |
| TFE-3096-V [ ] | 96     | 30    | 29-1/2 | 7                | 5,911 | 5,911 | -     | -     | -     |
| TFE-3660-V [ ] | 60     | 36    | 29-1/2 | 5                | 4,378 | 4,378 | -     | -     | -     |
| TFE-3666-V [ ] | 66     | 36    | 29-1/2 | 5                | 4,788 | 4,788 | -     | -     | -     |
| TFE-3672-V [ ] | 72     | 36    | 29-1/2 | 5                | 4,954 | 4,954 | -     | -     | -     |
| TFE-3678-V [ ] | 78     | 36    | 29-1/2 | 5                | 5,476 | 5,476 | -     | -     | -     |
| TFE-3684-V [ ] | 84     | 36    | 29-1/2 | 7                | 5,654 | 5,654 | -     | -     | -     |
| TFE-3690-V [ ] | 90     | 36    | 29-1/2 | 7                | 6,134 | 6,134 | -     | -     | -     |
| TFE-3696-V [ ] | 96     | 36    | 29-1/2 | 7                | 6,321 | 6,321 | -     | -     | -     |
| TFE-4260-V [ ] | 60     | 42    | 29-1/2 | 5                | 4,996 | 4,996 | -     | -     | -     |
| TFE-4266-V [ ] | 66     | 42    | 29-1/2 | 5                | 5,479 | 5,479 | -     | -     | -     |
| TFE-4272-V [ ] | 72     | 42    | 29-1/2 | 5                | 5,685 | 5,685 | 5,685 | 5,951 | 6,249 |
| TFE-4278-V [ ] | 78     | 42    | 29-1/2 | 5                | 6,300 | 6,300 | 6,300 | 6,584 | 6,903 |
| TFE-4284-V [ ] | 84     | 42    | 29-1/2 | 7                | 6,519 | 6,519 | 6,519 | 6,804 | 7,122 |
| TFE-4290-V [ ] | 90     | 42    | 29-1/2 | 7                | 7,089 | 7,089 | 7,089 | 7,389 | 7,723 |
| TFE-4296-V [ ] | 96     | 42    | 29-1/2 | 7                | 7,320 | 7,320 | 7,320 | 7,620 | 7,954 |
| TFE-4860-V [ ] | 60     | 48    | 29-1/2 | 5                | 5,411 | 5,411 | -     | -     | -     |
| TFE-4866-V [ ] | 66     | 48    | 29-1/2 | 5                | 5,951 | 5,951 | -     | -     | -     |
| TFE-4872-V [ ] | 72     | 48    | 29-1/2 | 5                | 6,189 | 6,189 | 6,189 | 6,464 | 6,772 |
| TFE-4878-V [ ] | 78     | 48    | 29-1/2 | 7                | 6,873 | 6,873 | 6,873 | 7,168 | 7,497 |
| TFE-4884-V [ ] | 84     | 48    | 29-1/2 | 7                | 7,128 | 7,128 | 7,128 | 7,422 | 7,751 |
| TFE-4890-V [ ] | 90     | 48    | 29-1/2 | 7                | 7,766 | 7,766 | 7,766 | 8,076 | 8,422 |
| TFE-4896-V [ ] | 96     | 48    | 29-1/2 | 7                | 8,033 | 8,033 | 8,033 | 8,343 | 8,689 |

[ ] Slab Base, Specify Paint (-PS) or Veneer (-V)


**OPTIONS**

**CODE**

**PRICE**

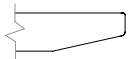
**NOTES**

|  |                      |              |                              |
|--|----------------------|--------------|------------------------------|
| Power & Data Options                   |                      |              | See pages 112-122            |
| Remove Slab Base                       | Add <b>-WM</b>       | Deduct \$741 | Mounted directly to wall     |
| <b>Polished Chrome Finish Options:</b> |                      |              |                              |
| Polished Chrome Open Frame Base        | Add <b>-PCOF-TWA</b> | \$1,357      |                              |
| Polished Chrome Post Metal Legs        | Add <b>-PCML-TWA</b> | \$626        |                              |
| <b>Monitor Panel Options:</b>          |                      |              |                              |
| 42"-Wide Monitor Panel                 | Add <b>-MP30</b>     | \$2,201      | For use with 30"-Wide Tables |
| 48"-Wide Monitor Panel                 | Add <b>-MP36</b>     | \$2,426      | For use with 36"-Wide Tables |
| 54"-Wide Monitor Panel                 | Add <b>-MP42</b>     | \$2,653      | For use with 42"-Wide Tables |
| 60"-Wide Monitor Panel                 | Add <b>-MP48</b>     | \$2,881      | For use with 48"-Wide Tables |



Shown with optional Monitor Panel (-MP)

**EDGE PROFILE**



Two4Six Cutback Edge

**GENERAL INFORMATION**

- Tops are 1-1/8"-thick with 3/16"-thick hardwood edge band
- Seating capacity based on 27" per person
- Overall table height 29.5"
- Standard with quarter cut veneer
- Must be anchored to a wall, with or without Slab Base
- One section of wire management channel provided per table with Post Metal Leg and Open Frame Bases
- Monitor Panel will be 12" wider than the table specified
- Monitor Panel mounts directly to the wall
- Monitor Panel is 78" high
- Only Woodgrain Laminate options are available for the Racetrack Base
- Racetrack Bases have a removable access door

**REQUIRED INFORMATION (ORDER CANNOT BE ENTERED WITHOUT THIS INFORMATION)**

- See appendix pages vi-viii for surface material options.
- Choose Veneer Finish. If -V option is specified for the Slab Base, the finish will be the same as the table top.
  - Choose Paint Finish, if -PS Slab Base is specified
  - Choose Metal Finish, if -OF or -ML Base is specified (Clear Anodized (-CA) is an option on the Post Metal Leg only)
  - Choose Solid Edge Band Finish or Coordinating Woodgrain Edge Band Finish, if -RCL Base specified



# INSET LAMINATE TOP WITH HARDWOOD EDGE



D-SHAPE TOP


### BASE KEY

|    |                |     |                         |
|----|----------------|-----|-------------------------|
| OF | Open Frame     | RCL | Laminate Racetrack Base |
| ML | Post Metal Leg | RCP | Painted Racetrack Base  |
|    |                | RCV | Veneer Racetrack Base   |

### D-SHAPE TOP // SLAB BASE // SEATED HEIGHT

| MODEL #        | LENGTH | WIDTH | HEIGHT | SEATING CAPACITY | -OF   | -ML   | -RCL  | -RCP  | -RCV  |
|----------------|--------|-------|--------|------------------|-------|-------|-------|-------|-------|
| TFE-3060-P [ ] | 60     | 30    | 29-1/2 | 4                | 3,935 | 3,935 | -     | -     | -     |
| TFE-3066-P [ ] | 66     | 30    | 29-1/2 | 5                | 4,289 | 4,289 | -     | -     | -     |
| TFE-3072-P [ ] | 72     | 30    | 29-1/2 | 5                | 4,424 | 4,424 | -     | -     | -     |
| TFE-3078-P [ ] | 78     | 30    | 29-1/2 | 5                | 4,877 | 4,877 | -     | -     | -     |
| TFE-3084-P [ ] | 84     | 30    | 29-1/2 | 7                | 5,021 | 5,021 | -     | -     | -     |
| TFE-3090-P [ ] | 90     | 30    | 29-1/2 | 7                | 5,434 | 5,434 | -     | -     | -     |
| TFE-3096-P [ ] | 96     | 30    | 29-1/2 | 7                | 5,586 | 5,586 | -     | -     | -     |
| TFE-3660-P [ ] | 60     | 36    | 29-1/2 | 5                | 4,138 | 4,138 | -     | -     | -     |
| TFE-3666-P [ ] | 66     | 36    | 29-1/2 | 5                | 4,525 | 4,525 | -     | -     | -     |
| TFE-3672-P [ ] | 72     | 36    | 29-1/2 | 5                | 4,682 | 4,682 | -     | -     | -     |
| TFE-3678-P [ ] | 78     | 36    | 29-1/2 | 5                | 5,175 | 5,175 | -     | -     | -     |
| TFE-3684-P [ ] | 84     | 36    | 29-1/2 | 7                | 5,344 | 5,344 | -     | -     | -     |
| TFE-3690-P [ ] | 90     | 36    | 29-1/2 | 7                | 5,797 | 5,797 | -     | -     | -     |
| TFE-3696-P [ ] | 96     | 36    | 29-1/2 | 7                | 5,974 | 5,974 | -     | -     | -     |
| TFE-4260-P [ ] | 60     | 42    | 29-1/2 | 5                | 4,722 | 4,722 | -     | -     | -     |
| TFE-4266-P [ ] | 66     | 42    | 29-1/2 | 5                | 5,178 | 5,178 | -     | -     | -     |
| TFE-4272-P [ ] | 72     | 42    | 29-1/2 | 5                | 5,373 | 5,373 | 5,373 | 5,624 | 5,906 |
| TFE-4278-P [ ] | 78     | 42    | 29-1/2 | 5                | 5,954 | 5,954 | 5,954 | 6,222 | 6,524 |
| TFE-4284-P [ ] | 84     | 42    | 29-1/2 | 7                | 6,161 | 6,161 | 6,161 | 6,430 | 6,731 |
| TFE-4290-P [ ] | 90     | 42    | 29-1/2 | 7                | 6,700 | 6,700 | 6,700 | 6,983 | 7,299 |
| TFE-4296-P [ ] | 96     | 42    | 29-1/2 | 7                | 6,918 | 6,918 | 6,918 | 7,201 | 7,517 |
| TFE-4860-P [ ] | 60     | 48    | 29-1/2 | 5                | 5,114 | 5,114 | -     | -     | -     |
| TFE-4866-P [ ] | 66     | 48    | 29-1/2 | 5                | 5,624 | 5,624 | -     | -     | -     |
| TFE-4872-P [ ] | 72     | 48    | 29-1/2 | 5                | 5,849 | 5,849 | 5,849 | 6,109 | 6,400 |
| TFE-4878-P [ ] | 78     | 48    | 29-1/2 | 7                | 6,495 | 6,495 | 6,495 | 6,774 | 7,085 |
| TFE-4884-P [ ] | 84     | 48    | 29-1/2 | 7                | 6,736 | 6,736 | 6,736 | 7,014 | 7,325 |
| TFE-4890-P [ ] | 90     | 48    | 29-1/2 | 7                | 7,339 | 7,339 | 7,339 | 7,632 | 7,959 |
| TFE-4896-P [ ] | 96     | 48    | 29-1/2 | 7                | 7,592 | 7,592 | 7,592 | 7,885 | 8,212 |

[ ] Slab Base, Specify Paint (-PS) or Veneer (-V)




Shown with optional Monitor Panel (-MP)

### OPTIONS

| OPTIONS                                | CODE                 | PRICE        | NOTES                        |
|--|----------------------|--------------|------------------------------|
| Power & Data Options                   |                      |              | See pages 112-122            |
| Remove Slab Base                       | Add <b>-WM</b>       | Deduct \$741 | Mounted directly to wall     |
| <b>Polished Chrome Finish Options:</b> |                      |              |                              |
| Polished Chrome Open Frame Base        | Add <b>-PCOF-TWA</b> | \$1,357      |                              |
| Polished Chrome Post Metal Legs        | Add <b>-PCML-TWA</b> | \$626        |                              |
| <b>Monitor Panel Options:</b>          |                      |              |                              |
| 42"-Wide Monitor Panel                 | Add <b>-MP30</b>     | \$2,201      | For use with 30"-Wide Tables |
| 48"-Wide Monitor Panel                 | Add <b>-MP36</b>     | \$2,426      | For use with 36"-Wide Tables |
| 54"-Wide Monitor Panel                 | Add <b>-MP42</b>     | \$2,653      | For use with 42"-Wide Tables |
| 60"-Wide Monitor Panel                 | Add <b>-MP48</b>     | \$2,881      | For use with 48"-Wide Tables |

### EDGE PROFILE



Two4Six Cutback Edge

### GENERAL INFORMATION

- Tops are 1-1/8"-thick with 3/16"-thick hardwood edge band
- Seating capacity based on 27" per person
- Overall table height 29.5"
- Standard with quarter cut veneer
- Must be anchored to a wall, with or without Slab Base
- One section of wire management channel provided per table with Post Metal Leg and Open Frame Bases
- Monitor Panel will be 12" wider than the table specified
- Monitor Panel mounts directly to the wall
- Monitor Panel is 78" high
- Monitor panel available in Paint or Veneer Finish options only
- Only Woodgrain Laminate options are available for the Racetrack Base
- Racetrack Bases have a removable access door

### REQUIRED INFORMATION (ORDER CANNOT BE ENTERED WITHOUT THIS INFORMATION)

- See appendix pages vi-viii for surface material options.
- Choose Laminate Finish
  - Choose Wood Species & Finish for Hardwood Edge
  - Choose Paint Finish, if -PS Slab Base is specified
  - Choose Veneer Finish, if -V Slab Base is specified
  - Choose Metal Finish, if -OF or -ML Base is specified (Clear Anodized (-CA) is an option on the Post Metal Leg only)
  - Choose Solid Edge Band Finish or Coordinating Woodgrain Edge Band Finish, if -RCL Base specified



# LAMINATE TOP WITH CUTBACK EDGE



D-SHAPE TOP


### BASE KEY

|    |                |     |                         |
|----|----------------|-----|-------------------------|
| OF | Open Frame     | RCL | Laminate Racetrack Base |
| ML | Post Metal Leg | RCP | Painted Racetrack Base  |
|    |                | RCV | Veneer Racetrack Base   |

### D-SHAPE TOP // SLAB BASE // SEATED HEIGHT

| MODEL #         | LENGTH | WIDTH | HEIGHT | SEATING CAPACITY | -OF   | -ML   | -RCL  | -RCP  | -RCV  |
|-----------------|--------|-------|--------|------------------|-------|-------|-------|-------|-------|
| TFE-3060-PA [ ] | 60     | 30    | 29-1/2 | 5                | 3,935 | 3,935 | -     | -     | -     |
| TFE-3066-PA [ ] | 66     | 30    | 29-1/2 | 5                | 4,289 | 4,289 | -     | -     | -     |
| TFE-3072-PA [ ] | 72     | 30    | 29-1/2 | 5                | 4,424 | 4,424 | -     | -     | -     |
| TFE-3078-PA [ ] | 78     | 30    | 29-1/2 | 5                | 4,877 | 4,877 | -     | -     | -     |
| TFE-3084-PA [ ] | 84     | 30    | 29-1/2 | 7                | 5,021 | 5,021 | -     | -     | -     |
| TFE-3090-PA [ ] | 90     | 30    | 29-1/2 | 7                | 5,434 | 5,434 | -     | -     | -     |
| TFE-3096-PA [ ] | 96     | 30    | 29-1/2 | 7                | 5,586 | 5,586 | -     | -     | -     |
| TFE-3660-PA [ ] | 60     | 36    | 29-1/2 | 5                | 4,138 | 4,138 | -     | -     | -     |
| TFE-3666-PA [ ] | 66     | 36    | 29-1/2 | 5                | 4,525 | 4,525 | -     | -     | -     |
| TFE-3672-PA [ ] | 72     | 36    | 29-1/2 | 5                | 4,682 | 4,682 | -     | -     | -     |
| TFE-3678-PA [ ] | 78     | 36    | 29-1/2 | 5                | 5,175 | 5,175 | -     | -     | -     |
| TFE-3684-PA [ ] | 84     | 36    | 29-1/2 | 7                | 5,344 | 5,344 | -     | -     | -     |
| TFE-3690-PA [ ] | 90     | 36    | 29-1/2 | 7                | 5,797 | 5,797 | -     | -     | -     |
| TFE-3696-PA [ ] | 96     | 36    | 29-1/2 | 7                | 5,974 | 5,974 | -     | -     | -     |
| TFE-4260-PA [ ] | 60     | 42    | 29-1/2 | 5                | 4,722 | 4,722 | -     | -     | -     |
| TFE-4266-PA [ ] | 66     | 42    | 29-1/2 | 5                | 5,178 | 5,178 | -     | -     | -     |
| TFE-4272-PA [ ] | 72     | 42    | 29-1/2 | 5                | 5,373 | 5,373 | 5,373 | 5,624 | 5,906 |
| TFE-4278-PA [ ] | 78     | 42    | 29-1/2 | 5                | 5,954 | 5,954 | 5,954 | 6,222 | 6,524 |
| TFE-4284-PA [ ] | 84     | 42    | 29-1/2 | 7                | 6,161 | 6,161 | 6,161 | 6,430 | 6,731 |
| TFE-4290-PA [ ] | 90     | 42    | 29-1/2 | 7                | 6,700 | 6,700 | 6,700 | 6,983 | 7,299 |
| TFE-4296-PA [ ] | 96     | 42    | 29-1/2 | 7                | 6,918 | 6,918 | 6,918 | 7,201 | 7,517 |
| TFE-4860-PA [ ] | 60     | 48    | 29-1/2 | 5                | 5,114 | 5,114 | -     | -     | -     |
| TFE-4866-PA [ ] | 66     | 48    | 29-1/2 | 5                | 5,624 | 5,624 | -     | -     | -     |
| TFE-4872-PA [ ] | 72     | 48    | 29-1/2 | 5                | 5,849 | 5,849 | 5,849 | 6,109 | 6,400 |
| TFE-4878-PA [ ] | 78     | 48    | 29-1/2 | 5                | 6,495 | 6,495 | 6,495 | 6,774 | 7,085 |
| TFE-4884-PA [ ] | 84     | 48    | 29-1/2 | 7                | 6,736 | 6,736 | 6,736 | 7,014 | 7,325 |
| TFE-4890-PA [ ] | 90     | 48    | 29-1/2 | 7                | 7,339 | 7,339 | 7,339 | 7,632 | 7,959 |
| TFE-4896-PA [ ] | 96     | 48    | 29-1/2 | 7                | 7,592 | 7,592 | 7,592 | 7,885 | 8,212 |

[ ] Slab Base, Specify Paint (-PS) or Veneer (-V)



Shown with optional Monitor Panel (-MP)

### OPTIONS

Power & Data Options

### CODE

### PRICE

### NOTES

See pages 112-122

Remove Slab Base

Add **-WM**

Deduct \$741

Mounted directly to wall

### Polished Chrome Finish Options:

Polished Chrome Open Frame Base

Add **-PCOF-TWA**

\$1,357

Polished Chrome Post Metal Legs

Add **-PCML-TWA**

\$626

### Monitor Panel Options:

42"-Wide Monitor Panel

Add **-MP30**

\$2,201

For use with 30"-Wide Tables

48"-Wide Monitor Panel

Add **-MP36**

\$2,426

For use with 36"-Wide Tables

54"-Wide Monitor Panel

Add **-MP42**

\$2,653

For use with 42"-Wide Tables


60"-Wide Monitor Panel

Add **-MP48**

\$2,881

For use with 48"-Wide Tables

### EDGE PROFILE



Two4Six Cutback Edge

### GENERAL INFORMATION

- Tops are 1-1/8"-thick with 3/16"-thick hardwood edge band
- Seating capacity based on 27" per person
- Overall table height 29.5"
- Standard with quarter cut veneer
- Must be anchored to a wall, with or without Slab Base
- One section of wire management channel provided per table with Post Metal Leg and Open Frame Bases

- Monitor Panel will be 12" wider than the table specified
- Monitor Panel mounts directly to the wall
- Monitor Panel is 78" high
- Monitor panel available in Paint or Veneer Finish options only
- Only Woodgrain Laminate options are available for the Racetrack Base
- Racetrack Bases have a removable access door

### REQUIRED INFORMATION (ORDER CANNOT BE ENTERED WITHOUT THIS INFORMATION)

See appendix pages vi-viii for surface material options.

- Choose Laminate Finish
- Choose Edge Band Finish
- Choose Paint Finish, if -PS Slab Base is specified
- Choose Veneer Finish, if -V Slab Base is specified
- Choose Metal Finish, if -OF or -ML Base is specified (Clear Anodized (-CA) is an option on the Post Metal Leg only)
- Choose Solid Edge Band Finish or Coordinating Woodgrain Edge Band Finish, if -RCL Base specified



# LAMINATE TOP WITH SQUARE EDGE



D-SHAPE TOP


### BASE KEY

|    |                |     |                         |
|----|----------------|-----|-------------------------|
| OF | Open Frame     | RCL | Laminate Racetrack Base |
| ML | Post Metal Leg | RCP | Painted Racetrack Base  |
|    |                | RCV | Veneer Racetrack Base   |

### D-SHAPE TOP // SLAB BASE // SEATED HEIGHT

| MODEL #         | LENGTH | WIDTH | HEIGHT | SEATING CAPACITY | -OF   | -ML   | -RCL  | -RCP  | -RCV  |
|-----------------|--------|-------|--------|------------------|-------|-------|-------|-------|-------|
| TFE-3060-PE [ ] | 60     | 30    | 29-1/2 | 4                | 3,739 | 3,739 | -     | -     | -     |
| TFE-3066-PE [ ] | 66     | 30    | 29-1/2 | 5                | 4,076 | 4,076 | -     | -     | -     |
| TFE-3072-PE [ ] | 72     | 30    | 29-1/2 | 5                | 4,204 | 4,204 | -     | -     | -     |
| TFE-3078-PE [ ] | 78     | 30    | 29-1/2 | 5                | 4,634 | 4,634 | -     | -     | -     |
| TFE-3084-PE [ ] | 84     | 30    | 29-1/2 | 7                | 4,772 | 4,772 | -     | -     | -     |
| TFE-3090-PE [ ] | 90     | 30    | 29-1/2 | 7                | 5,164 | 5,164 | -     | -     | -     |
| TFE-3096-PE [ ] | 96     | 30    | 29-1/2 | 7                | 5,309 | 5,309 | -     | -     | -     |
| TFE-3660-PE [ ] | 60     | 36    | 29-1/2 | 5                | 3,932 | 3,932 | -     | -     | -     |
| TFE-3666-PE [ ] | 66     | 36    | 29-1/2 | 5                | 4,300 | 4,300 | -     | -     | -     |
| TFE-3672-PE [ ] | 72     | 36    | 29-1/2 | 5                | 4,449 | 4,449 | -     | -     | -     |
| TFE-3678-PE [ ] | 78     | 36    | 29-1/2 | 5                | 4,918 | 4,918 | -     | -     | -     |
| TFE-3684-PE [ ] | 84     | 36    | 29-1/2 | 7                | 5,078 | 5,078 | -     | -     | -     |
| TFE-3690-PE [ ] | 90     | 36    | 29-1/2 | 7                | 5,509 | 5,509 | -     | -     | -     |
| TFE-3696-PE [ ] | 96     | 36    | 29-1/2 | 7                | 5,677 | 5,677 | -     | -     | -     |
| TFE-4260-PE [ ] | 60     | 42    | 29-1/2 | 5                | 4,487 | 4,487 | -     | -     | -     |
| TFE-4266-PE [ ] | 66     | 42    | 29-1/2 | 5                | 4,921 | 4,921 | -     | -     | -     |
| TFE-4272-PE [ ] | 72     | 42    | 29-1/2 | 5                | 5,106 | 5,106 | 5,106 | 5,344 | 5,612 |
| TFE-4278-PE [ ] | 78     | 42    | 29-1/2 | 5                | 5,658 | 5,658 | 5,658 | 5,913 | 6,199 |
| TFE-4284-PE [ ] | 84     | 42    | 29-1/2 | 7                | 5,855 | 5,855 | 5,855 | 6,110 | 6,396 |
| TFE-4290-PE [ ] | 90     | 42    | 29-1/2 | 7                | 6,366 | 6,366 | 6,366 | 6,636 | 6,936 |
| TFE-4296-PE [ ] | 96     | 42    | 29-1/2 | 7                | 6,574 | 6,574 | 6,574 | 6,843 | 7,143 |
| TFE-4860-PE [ ] | 60     | 48    | 29-1/2 | 5                | 4,860 | 4,860 | -     | -     | -     |
| TFE-4866-PE [ ] | 66     | 48    | 29-1/2 | 5                | 5,344 | 5,344 | -     | -     | -     |
| TFE-4872-PE [ ] | 72     | 48    | 29-1/2 | 5                | 5,558 | 5,558 | 5,558 | 5,805 | 6,082 |
| TFE-4878-PE [ ] | 78     | 48    | 29-1/2 | 7                | 6,172 | 6,172 | 6,172 | 6,437 | 6,733 |
| TFE-4884-PE [ ] | 84     | 48    | 29-1/2 | 7                | 6,401 | 6,401 | 6,401 | 6,665 | 6,961 |
| TFE-4890-PE [ ] | 90     | 48    | 29-1/2 | 7                | 6,974 | 6,974 | 6,974 | 7,253 | 7,563 |
| TFE-4896-PE [ ] | 96     | 48    | 29-1/2 | 7                | 7,214 | 7,214 | 7,214 | 7,493 | 7,803 |

[ ] Slab Base, Specify Paint (-PS) or Veneer (-V)



Shown with optional Monitor Panel (-MP)

| OPTIONS                                | CODE                 | PRICE        | NOTES                        |
|--|----------------------|--------------|------------------------------|
| Power & Data Options                   |                      |              | See pages 112-122            |
| Remove Slab Base                       | Add <b>-WM</b>       | Deduct \$741 | Mounted directly to wall     |
| <b>Polished Chrome Finish Options:</b> |                      |              |                              |
| Polished Chrome Open Frame Base        | Add <b>-PCOF-TWA</b> | \$1,357      |                              |
| Polished Chrome Post Metal Legs        | Add <b>-PCML-TWA</b> | \$626        |                              |
| <b>Monitor Panel Options:</b>          |                      |              |                              |
| 42"-Wide Monitor Panel                 | Add <b>-MP30</b>     | \$2,201      | For use with 30"-Wide Tables |
| 48"-Wide Monitor Panel                 | Add <b>-MP36</b>     | \$2,426      | For use with 36"-Wide Tables |
| 54"-Wide Monitor Panel                 | Add <b>-MP42</b>     | \$2,653      | For use with 42"-Wide Tables |
| 60"-Wide Monitor Panel                 | Add <b>-MP48</b>     | \$2,881      | For use with 48"-Wide Tables |

### EDGE PROFILE



Two4Six Square Edge

### GENERAL INFORMATION

- Tops are 1-1/8"-thick
- Seating capacity based on 27" per person
- Overall table height 29.5"
- Standard with quarter cut veneer
- Must be anchored to a wall, with or without Slab Base
- One section of wire management channel provided per table with Post Metal Leg and Open Frame Bases
- Monitor Panel will be 12" wider than the table specified
- Monitor Panel mounts directly to the wall
- Monitor Panel is 78" high
- Monitor panel available in Paint or Veneer Finish options only
- Only Woodgrain Laminate options are available for the Racetrack Base
- Racetrack Bases have a removable access door

### REQUIRED INFORMATION (ORDER CANNOT BE ENTERED WITHOUT THIS INFORMATION)

See appendix pages vi-viii for surface material options.

- Choose Laminate Finish
- Choose Solid Edge Band Finish or Coordinating Woodgrain Edge Band finish
- Choose Paint Finish, if -PS Slab Base is specified
- Choose Veneer Finish, if -V Slab Base is specified
- Choose Metal Finish, if -OF or -ML Base is specified (Clear Anodized (-CA) is an option on the Post Metal Leg only)



# GLASS TOP



D-SHAPE TOP


### BASE KEY

|     |            |     |                         |
|-----|------------|-----|-------------------------|
| OF  | Open Frame | RCL | Laminate Racetrack Base |
| RCP |            | RCP | Painted Racetrack Base  |
| RCV |            | RCV | Veneer Racetrack Base   |

### D-SHAPE TOP // SLAB BASE // SEATED HEIGHT

| MODEL #        | LENGTH | WIDTH | HEIGHT | SEATING CAPACITY | -OF    | -RCL   | -RCP   | -RCV   |
|----------------|--------|-------|--------|------------------|--------|--------|--------|--------|
| TFE-3060-G [ ] | 60     | 30    | 29-1/2 | 4                | 6,495  | -      | -      | -      |
| TFE-3066-G [ ] | 66     | 30    | 29-1/2 | 5                | 7,080  | -      | -      | -      |
| TFE-3072-G [ ] | 72     | 30    | 29-1/2 | 5                | 7,303  | -      | -      | -      |
| TFE-3078-G [ ] | 78     | 30    | 29-1/2 | 5                | 8,050  | -      | -      | -      |
| TFE-3084-G [ ] | 84     | 30    | 29-1/2 | 7                | 8,289  | -      | -      | -      |
| TFE-3090-G [ ] | 90     | 30    | 29-1/2 | 7                | 8,970  | -      | -      | -      |
| TFE-3096-G [ ] | 96     | 30    | 29-1/2 | 7                | 9,222  | -      | -      | -      |
| TFE-3660-G [ ] | 60     | 36    | 29-1/2 | 5                | 6,830  | -      | -      | -      |
| TFE-3666-G [ ] | 66     | 36    | 29-1/2 | 5                | 7,470  | -      | -      | -      |
| TFE-3672-G [ ] | 72     | 36    | 29-1/2 | 5                | 7,729  | -      | -      | -      |
| TFE-3678-G [ ] | 78     | 36    | 29-1/2 | 5                | 8,543  | -      | -      | -      |
| TFE-3684-G [ ] | 84     | 36    | 29-1/2 | 7                | 8,821  | -      | -      | -      |
| TFE-3690-G [ ] | 90     | 36    | 29-1/2 | 7                | 9,570  | -      | -      | -      |
| TFE-3696-G [ ] | 96     | 36    | 29-1/2 | 7                | 9,861  | -      | -      | -      |
| TFE-4260-G [ ] | 60     | 42    | 29-1/2 | 5                | 7,794  | -      | -      | -      |
| TFE-4266-G [ ] | 66     | 42    | 29-1/2 | 5                | 8,548  | -      | -      | -      |
| TFE-4272-G [ ] | 72     | 42    | 29-1/2 | 5                | 8,869  | 8,869  | 9,284  | 9,749  |
| TFE-4278-G [ ] | 78     | 42    | 29-1/2 | 5                | 9,828  | 9,828  | 10,272 | 10,769 |
| TFE-4284-G [ ] | 84     | 42    | 29-1/2 | 7                | 10,170 | 10,170 | 10,615 | 11,111 |
| TFE-4290-G [ ] | 90     | 42    | 29-1/2 | 7                | 11,059 | 11,059 | 11,527 | 12,048 |
| TFE-4296-G [ ] | 96     | 42    | 29-1/2 | 7                | 11,420 | 11,420 | 11,888 | 12,409 |
| TFE-4860-G [ ] | 60     | 48    | 29-1/2 | 5                | 8,442  | -      | -      | -      |
| TFE-4866-G [ ] | 66     | 48    | 29-1/2 | 5                | 9,284  | -      | -      | -      |
| TFE-4872-G [ ] | 72     | 48    | 29-1/2 | 5                | 9,655  | 9,655  | 10,084 | 10,565 |
| TFE-4878-G [ ] | 78     | 48    | 29-1/2 | 7                | 10,722 | 10,722 | 11,183 | 11,696 |
| TFE-4884-G [ ] | 84     | 48    | 29-1/2 | 7                | 11,120 | 11,120 | 11,579 | 12,092 |
| TFE-4890-G [ ] | 90     | 48    | 29-1/2 | 7                | 12,115 | 12,115 | 12,599 | 13,139 |
| TFE-4896-G [ ] | 96     | 48    | 29-1/2 | 7                | 12,532 | 12,532 | 13,016 | 13,555 |

[ ] Slab Base, Specify Paint (-PS) or Veneer (-V)



Shown with optional Monitor Panel (-MP)

### OPTIONS

Power & Data Options

### CODE

### PRICE

### NOTES

See pages 112-122

Remove Slab Base

Add **-WM**

Deduct \$741

Mounted directly to wall

### Polished Chrome Finish Options:

Polished Chrome Open Frame Base

Add **-PCOF-TWA**

\$1,357

### Satin Glass Options:

Satin Glass

Add **-TFSG**

\$691

### Monitor Panel Options:

42"-Wide Monitor Panel

Add **-MP30**

\$2,201

For use with 30"-Wide Tables

48"-Wide Monitor Panel

Add **-MP36**

\$2,426

For use with 36"-Wide Tables

54"-Wide Monitor Panel

Add **-MP42**

\$2,653

For use with 42"-Wide Tables

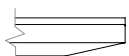
60"-Wide Monitor Panel

Add **-MP48**

\$2,881

For use with 48"-Wide Tables

### EDGE PROFILE



Two4Six Glass Edge

### GENERAL INFORMATION

- Tops are 1-1/8"-thick with 3/16"-thick hardwood edge band
- Seating capacity based on 27" per person
- Overall table height 29.5"
- Standard with quarter cut veneer
- Must be anchored to a wall, with or without Slab Base
- One section of wire management channel provided per table

- Monitor Panel will be 12" wider than the table specified
- Monitor Panel mounts directly to the wall
- Monitor Panel is 78" high
- Monitor panel available in Paint or Veneer Finish options only
- Only Woodgrain Laminate options are available for the Racetrack Base
- Racetrack Bases have a removable access door

### REQUIRED INFORMATION (ORDER CANNOT BE ENTERED WITHOUT THIS INFORMATION)

See appendix pages vi-viii for surface material options.

- Choose Glass Finish
- Choose Veneer Finish, if applicable
- Choose Paint Finish if -PS Base is specified
- Choose Metal Finish
- Choose Solid Edge Band Finish or Coordinating Woodgrain Edge Band Finish, if -RCL Base specified
- Choose Sub-Top Finish: Paint Finish or Wood Species & Finish



# SOLID SURFACE TOP



D-SHAPE TOP


### BASE KEY

|     |            |     |                         |
|-----|------------|-----|-------------------------|
| OF  | Open Frame | RCL | Laminate Racetrack Base |
| RCP |            | RCP | Painted Racetrack Base  |
| RCV |            | RCV | Veneer Racetrack Base   |

## D-SHAPE TOP // SLAB BASE // SEATED HEIGHT

| MODEL #         | LENGTH | WIDTH | HEIGHT | SEATING CAPACITY | -OF    | -RCL   | -RCP   | -RCV   |
|-----------------|--------|-------|--------|------------------|--------|--------|--------|--------|
| TFE-3060-SS [ ] | 60     | 30    | 29-1/2 | 4                | 6,786  | -      | -      | -      |
| TFE-3066-SS [ ] | 66     | 30    | 29-1/2 | 5                | 7,397  | -      | -      | -      |
| TFE-3072-SS [ ] | 72     | 30    | 29-1/2 | 5                | 7,631  | -      | -      | -      |
| TFE-3078-SS [ ] | 78     | 30    | 29-1/2 | 5                | 8,411  | -      | -      | -      |
| TFE-3084-SS [ ] | 84     | 30    | 29-1/2 | 7                | 8,661  | -      | -      | -      |
| TFE-3090-SS [ ] | 90     | 30    | 29-1/2 | 7                | 9,373  | -      | -      | -      |
| TFE-3096-SS [ ] | 96     | 30    | 29-1/2 | 7                | 9,635  | -      | -      | -      |
| TFE-3660-SS [ ] | 60     | 36    | 29-1/2 | 5                | 7,137  | -      | -      | -      |
| TFE-3666-SS [ ] | 66     | 36    | 29-1/2 | 5                | 7,805  | -      | -      | -      |
| TFE-3672-SS [ ] | 72     | 36    | 29-1/2 | 5                | 8,076  | -      | -      | -      |
| TFE-3678-SS [ ] | 78     | 36    | 29-1/2 | 5                | 8,926  | -      | -      | -      |
| TFE-3684-SS [ ] | 84     | 36    | 29-1/2 | 7                | 9,217  | -      | -      | -      |
| TFE-3690-SS [ ] | 90     | 36    | 29-1/2 | 7                | 9,999  | -      | -      | -      |
| TFE-3696-SS [ ] | 96     | 36    | 29-1/2 | 7                | 10,304 | -      | -      | -      |
| TFE-4260-SS [ ] | 60     | 42    | 29-1/2 | 5                | 8,144  | -      | -      | -      |
| TFE-4266-SS [ ] | 66     | 42    | 29-1/2 | 5                | 8,931  | -      | -      | -      |
| TFE-4272-SS [ ] | 72     | 42    | 29-1/2 | 5                | 9,267  | 9,267  | 9,701  | 10,186 |
| TFE-4278-SS [ ] | 78     | 42    | 29-1/2 | 5                | 10,269 | 10,269 | 10,732 | 11,252 |
| TFE-4284-SS [ ] | 84     | 42    | 29-1/2 | 7                | 10,626 | 10,626 | 11,091 | 11,609 |
| TFE-4290-SS [ ] | 90     | 42    | 29-1/2 | 7                | 11,556 | 11,556 | 12,045 | 12,589 |
| TFE-4296-SS [ ] | 96     | 42    | 29-1/2 | 7                | 11,932 | 11,932 | 12,421 | 12,966 |
| TFE-4860-SS [ ] | 60     | 48    | 29-1/2 | 5                | 8,820  | -      | -      | -      |
| TFE-4866-SS [ ] | 66     | 48    | 29-1/2 | 5                | 9,701  | -      | -      | -      |
| TFE-4872-SS [ ] | 72     | 48    | 29-1/2 | 5                | 10,089 | 10,089 | 10,537 | 11,039 |
| TFE-4878-SS [ ] | 78     | 48    | 29-1/2 | 7                | 11,203 | 11,203 | 11,684 | 12,221 |
| TFE-4884-SS [ ] | 84     | 48    | 29-1/2 | 7                | 11,619 | 11,619 | 12,098 | 12,635 |
| TFE-4890-SS [ ] | 90     | 48    | 29-1/2 | 7                | 12,659 | 12,659 | 13,164 | 13,728 |
| TFE-4896-SS [ ] | 96     | 48    | 29-1/2 | 7                | 13,094 | 13,094 | 13,600 | 14,164 |

[ ] Slab Base, Specify Paint (-PS) or Veneer (-V)



Shown with optional Monitor Panel (-MP)

### OPTIONS

| OPTIONS                                | CODE                 | PRICE        | NOTES                        |
|--|----------------------|--------------|------------------------------|
| Power & Data Options                   |                      |              | See pages 112-122            |
| Remove Slab Base                       | Add <b>-WM</b>       | Deduct \$741 | Mounted directly to wall     |
| <b>Polished Chrome Finish Options:</b> |                      |              |                              |
| Polished Chrome Open Frame Base        | Add <b>-PCOF-TWA</b> | \$1,357      |                              |
| <b>Monitor Panel Options:</b>          |                      |              |                              |
| 42"-Wide Monitor Panel                 | Add <b>-MP30</b>     | \$2,201      | For use with 30"-Wide Tables |
| 48"-Wide Monitor Panel                 | Add <b>-MP36</b>     | \$2,426      | For use with 36"-Wide Tables |
| 54"-Wide Monitor Panel                 | Add <b>-MP42</b>     | \$2,653      | For use with 42"-Wide Tables |
| 60"-Wide Monitor Panel                 | Add <b>-MP48</b>     | \$2,881      | For use with 48"-Wide Tables |

### EDGE PROFILE



Two4Six Solid Surface Edge

### GENERAL INFORMATION

- Seating capacity based on 27" per person
- Overall table height 29.5"
- Standard with quarter cut veneer
- Must be anchored to a wall, with or without Slab Base
- One section of wire management channel provided per table
- Monitor Panel will be 12" wider than the table specified
- Monitor Panel mounts directly to the wall
- Monitor Panel is 78" high
- Monitor panel available in Paint or Veneer Finish options only
- Only Woodgrain Laminate options are available for the Racetrack Base
- Racetrack Bases have a removable access door

### REQUIRED INFORMATION (ORDER CANNOT BE ENTERED WITHOUT THIS INFORMATION)

See appendix pages vi-viii for surface material options.

- Choose Solid Surface Finish
- Choose Veneer Finish, if applicable
- Choose Paint Finish if -PS Base is specified
- Choose Metal Finish
- Choose Solid Edge Band Finish or Coordinating Woodgrain Edge Band Finish, if -RCL Base specified



# VENEER TOP WITH HARDWOOD EDGE



D-SHAPE TOP


**BASE KEY**

|    |            |     |                         |
|----|------------|-----|-------------------------|
| OF | Open Frame | RCL | Laminate Racetrack Base |
|    |            | RCP | Painted Racetrack Base  |
|    |            | RCV | Veneer Racetrack Base   |

**D-SHAPE TOP // SLAB BASE // STANDING HEIGHT**

| MODEL #        | LENGTH | WIDTH | HEIGHT | SEATING CAPACITY | -OF   | -RCL  | -RCP  | -RCV [ ] |
|----------------|--------|-------|--------|------------------|-------|-------|-------|----------|
| TFN-3060-V [ ] | 60     | 30    | 42     | 5                | 4,384 | -     | -     | -        |
| TFN-3066-V [ ] | 66     | 30    | 42     | 5                | 4,771 | -     | -     | -        |
| TFN-3072-V [ ] | 72     | 30    | 42     | 5                | 4,915 | -     | -     | -        |
| TFN-3078-V [ ] | 78     | 30    | 42     | 5                | 5,409 | -     | -     | -        |
| TFN-3084-V [ ] | 84     | 30    | 42     | 7                | 5,562 | -     | -     | -        |
| TFN-3090-V [ ] | 90     | 30    | 42     | 7                | 6,013 | -     | -     | -        |
| TFN-3096-V [ ] | 96     | 30    | 42     | 7                | 6,174 | -     | -     | -        |
| TFN-3660-V [ ] | 60     | 36    | 42     | 5                | 4,599 | -     | -     | -        |
| TFN-3666-V [ ] | 66     | 36    | 42     | 5                | 5,021 | -     | -     | -        |
| TFN-3672-V [ ] | 72     | 36    | 42     | 5                | 5,188 | -     | -     | -        |
| TFN-3678-V [ ] | 78     | 36    | 42     | 5                | 5,725 | -     | -     | -        |
| TFN-3684-V [ ] | 84     | 36    | 42     | 7                | 5,903 | -     | -     | -        |
| TFN-3690-V [ ] | 90     | 36    | 42     | 7                | 6,397 | -     | -     | -        |
| TFN-3696-V [ ] | 96     | 36    | 42     | 7                | 6,584 | -     | -     | -        |
| TFN-4260-V [ ] | 60     | 42    | 42     | 5                | 5,236 | -     | -     | -        |
| TFN-4266-V [ ] | 66     | 42    | 42     | 5                | 5,733 | -     | -     | -        |
| TFN-4272-V [ ] | 72     | 42    | 42     | 5                | 5,939 | 5,939 | 6,387 | 6,772    |
| TFN-4278-V [ ] | 78     | 42    | 42     | 5                | 6,571 | 6,571 | 7,050 | 7,462    |
| TFN-4284-V [ ] | 84     | 42    | 42     | 7                | 6,790 | 6,790 | 7,269 | 7,681    |
| TFN-4290-V [ ] | 90     | 42    | 42     | 7                | 7,375 | 7,375 | 7,878 | 8,312    |
| TFN-4296-V [ ] | 96     | 42    | 42     | 7                | 7,606 | 7,606 | 8,109 | 8,543    |
| TFN-4860-V [ ] | 60     | 48    | 42     | 5                | 5,659 | -     | -     | -        |
| TFN-4866-V [ ] | 66     | 48    | 42     | 5                | 6,213 | -     | -     | -        |
| TFN-4872-V [ ] | 72     | 48    | 42     | 5                | 6,451 | 6,451 | 6,915 | 7,313    |
| TFN-4878-V [ ] | 78     | 48    | 42     | 5                | 7,154 | 7,154 | 7,649 | 8,076    |
| TFN-4884-V [ ] | 84     | 48    | 42     | 7                | 7,408 | 7,408 | 7,904 | 8,330    |
| TFN-4890-V [ ] | 90     | 48    | 42     | 7                | 8,061 | 8,061 | 8,582 | 9,031    |
| TFN-4896-V [ ] | 96     | 48    | 42     | 7                | 8,328 | 8,328 | 8,850 | 9,298    |

[ ] Slab Base, Specify Paint (-PS) or Veneer (-V)




Shown with optional Monitor Panel (-MP)

**OPTIONS**

| OPTIONS                                | CODE                 | PRICE        | NOTES                        |
|--|----------------------|--------------|------------------------------|
| Power & Data Options                   |                      |              | See pages 112-122            |
| Remove Slab Base                       | Add <b>-WM</b>       | Deduct \$741 | Mounted directly to wall     |
| <b>Polished Chrome Finish Options:</b> |                      |              |                              |
| Polished Chrome Open Frame Base        | Add <b>-PCOF-TWD</b> | \$1,754      |                              |
| <b>Monitor Panel Options:</b>          |                      |              |                              |
| 42"-Wide Monitor Panel                 | Add <b>-MP30</b>     | \$2,201      | For use with 30"-Wide Tables |
| 48"-Wide Monitor Panel                 | Add <b>-MP36</b>     | \$2,426      | For use with 36"-Wide Tables |
| 54"-Wide Monitor Panel                 | Add <b>-MP42</b>     | \$2,653      | For use with 42"-Wide Tables |
| 60"-Wide Monitor Panel                 | Add <b>-MP48</b>     | \$2,881      | For use with 48"-Wide Tables |

**EDGE PROFILE**



Two4Six Cutback Edge

**GENERAL INFORMATION**

- Tops are 1-1/8"-thick with 3/16"-thick hardwood edge band
- Seating capacity based on 27" per person
- Overall table height 42"
- Standard with quarter cut veneer
- Must be anchored to a wall, with or without Slab Base
- One section of wire management channel provided per table
- Monitor Panel will be 12" wider than the table specified
- Monitor Panel mounts directly to the wall
- Monitor Panel is 78" high
- Not available with Power Matrix
- Only Woodgrain Laminate options are available for the Racetrack Base
- Racetrack Bases have a removable access door

**REQUIRED INFORMATION (ORDER CANNOT BE ENTERED WITHOUT THIS INFORMATION)**

- See appendix pages vi-viii for surface material options.
- Choose Veneer Finish. If -V option is specified for the Slab Base, the finish will be the same as the table top.
  - Choose Paint Finish, if -PS Slab Base is specified
  - Choose Metal Finish
  - Choose Solid Edge Band Finish or Coordinating Woodgrain Edge Band Finish, if -RCL Base specified



# INSET LAMINATE TOP WITH HARDWOOD EDGE



D-SHAPE TOP

**BASE KEY**


OF Open Frame

RCL Laminate Racetrack Base  
 RCP Painted Racetrack Base  
 RCV Veneer Racetrack Base

**D-SHAP [ ] E TOP [ ] // SLAB BASE // STANDING HEIGHT**

| MODEL #        | LENGTH | WIDTH | HEIGHT | SEATING CAP [ ]ACITY | -OF   | -RCL  | -RCP [ ] | -RCV  |
|----------------|--------|-------|--------|----------------------|-------|-------|----------|-------|
| TFN-3060-P [ ] | 60     | 30    | 42     | 5                    | 4,143 | -     | -        | -     |
| TFN-3066-P [ ] | 66     | 30    | 42     | 5                    | 4,509 | -     | -        | -     |
| TFN-3072-P [ ] | 72     | 30    | 42     | 5                    | 4,645 | -     | -        | -     |
| TFN-3078-P [ ] | 78     | 30    | 42     | 5                    | 5,112 | -     | -        | -     |
| TFN-3084-P [ ] | 84     | 30    | 42     | 7                    | 5,257 | -     | -        | -     |
| TFN-3090-P [ ] | 90     | 30    | 42     | 7                    | 5,683 | -     | -        | -     |
| TFN-3096-P [ ] | 96     | 30    | 42     | 7                    | 5,835 | -     | -        | -     |
| TFN-3660-P [ ] | 60     | 36    | 42     | 5                    | 4,347 | -     | -        | -     |
| TFN-3666-P [ ] | 66     | 36    | 42     | 5                    | 4,745 | -     | -        | -     |
| TFN-3672-P [ ] | 72     | 36    | 42     | 5                    | 4,903 | -     | -        | -     |
| TFN-3678-P [ ] | 78     | 36    | 42     | 5                    | 5,411 | -     | -        | -     |
| TFN-3684-P [ ] | 84     | 36    | 42     | 7                    | 5,579 | -     | -        | -     |
| TFN-3690-P [ ] | 90     | 36    | 42     | 7                    | 6,046 | -     | -        | -     |
| TFN-3696-P [ ] | 96     | 36    | 42     | 7                    | 6,222 | -     | -        | -     |
| TFN-4260-P [ ] | 60     | 42    | 42     | 5                    | 4,949 | -     | -        | -     |
| TFN-4266-P [ ] | 66     | 42    | 42     | 5                    | 5,418 | -     | -        | -     |
| TFN-4272-P [ ] | 72     | 42    | 42     | 5                    | 5,613 | 5,613 | 6,036    | 6,400 |
| TFN-4278-P [ ] | 78     | 42    | 42     | 5                    | 6,210 | 6,210 | 6,663    | 7,052 |
| TFN-4284-P [ ] | 84     | 42    | 42     | 7                    | 6,417 | 6,417 | 6,870    | 7,259 |
| TFN-4290-P [ ] | 90     | 42    | 42     | 7                    | 6,970 | 6,970 | 7,445    | 7,855 |
| TFN-4296-P [ ] | 96     | 42    | 42     | 7                    | 7,188 | 7,188 | 7,664    | 8,074 |
| TFN-4860-P [ ] | 60     | 48    | 42     | 5                    | 5,348 | -     | -        | -     |
| TFN-4866-P [ ] | 66     | 48    | 42     | 5                    | 5,872 | -     | -        | -     |
| TFN-4872-P [ ] | 72     | 48    | 42     | 5                    | 6,097 | 6,097 | 6,535    | 6,911 |
| TFN-4878-P [ ] | 78     | 48    | 42     | 5                    | 6,761 | 6,761 | 7,229    | 7,632 |
| TFN-4884-P [ ] | 84     | 48    | 42     | 7                    | 7,001 | 7,001 | 7,470    | 7,872 |
| TFN-4890-P [ ] | 90     | 48    | 42     | 7                    | 7,618 | 7,618 | 8,110    | 8,535 |
| TFN-4896-P [ ] | 96     | 48    | 42     | 7                    | 7,870 | 7,870 | 8,364    | 8,787 |

[ ] Slab Base, Specify Paint (-PS) or Veneer (-V)



Shown with optional Monitor Panel (-MP)

**OPTIONS**

Power & Data Options

**CODE**

**PRICE**

**NOTES**

See pages 112-122

Remove Slab Base

Add **-WM**

Deduct \$741

Mounted directly to wall

**Polished Chrome Finish Options:**

Polished Chrome Open Frame Base

Add **-PCOF-TWD**

\$1,754

**Monitor Panel Options:**

42"-Wide Monitor Panel

Add **-MP30**

\$2,201

For use with 30"-Wide Tables

48"-Wide Monitor Panel

Add **-MP36**

\$2,426

For use with 36"-Wide Tables

54"-Wide Monitor Panel

Add **-MP42**

\$2,653

For use with 42"-Wide Tables


60"-Wide Monitor Panel

Add **-MP48**

\$2,881

For use with 48"-Wide Tables

**EDGE PROFILE**



Two4Six Cutback Edge

**GENERAL INFORMATION**

- Tops are 1-1/8"-thick with 3/16"-thick hardwood edge band
- Seating capacity based on 27" per person
- Overall table height 42"
- Standard with quarter cut veneer
- Must be anchored to a wall, with or without Slab Base
- One section of wire management channel provided per table
- Monitor Panel will be 12" wider than the table specified

- Monitor Panel mounts directly to the wall
- Monitor Panel is 78" high
- Monitor panel available in Paint or Veneer Finish options only
- Not available with Power Matrix
- Only Woodgrain Laminate options are available for the Racetrack Base
- Racetrack Bases have a removable access door

**REQUIRED INFORMATION (ORDER CANNOT BE ENTERED WITHOUT THIS INFORMATION)**

See appendix pages vi-viii for surface material options.

- Choose Laminate Finish
- Choose Wood Species & Finish for Hardwood Edge
- Choose Metal Finish
- Choose Paint Finish, if -PS Slab Base is specified
- Choose Veneer Finish, if -V Slab Base is specified
- Choose Solid Edge Band Finish or Coordinating Woodgrain Edge Band Finish, if -RCL Base specified



# LAMINATE TOP WITH CUTBACK EDGE



D-SHAPE TOP

**BASE KEY**


OF Open Frame

RCL Laminate Racetrack Base  
RCP Painted Racetrack Base  
RCV Veneer Racetrack Base

**D-SHAPE TOP // SLAB BASE // STANDING HEIGHT**

| MODEL #         | LENGTH | WIDTH | HEIGHT | SEATING CAPACITY | -OF   | -RCL  | -RCP  | -RCV  |
|-----------------|--------|-------|--------|------------------|-------|-------|-------|-------|
| TFN-3060-PA [ ] | 60     | 30    | 42     | 5                | 4,143 | -     | -     | -     |
| TFN-3066-PA [ ] | 66     | 30    | 42     | 5                | 4,509 | -     | -     | -     |
| TFN-3072-PA [ ] | 72     | 30    | 42     | 5                | 4,645 | -     | -     | -     |
| TFN-3078-PA [ ] | 78     | 30    | 42     | 5                | 5,112 | -     | -     | -     |
| TFN-3084-PA [ ] | 84     | 30    | 42     | 7                | 5,257 | -     | -     | -     |
| TFN-3090-PA [ ] | 90     | 30    | 42     | 7                | 5,683 | -     | -     | -     |
| TFN-3096-PA [ ] | 96     | 30    | 42     | 7                | 5,835 | -     | -     | -     |
| TFN-3660-PA [ ] | 60     | 36    | 42     | 5                | 4,347 | -     | -     | -     |
| TFN-3666-PA [ ] | 66     | 36    | 42     | 5                | 4,745 | -     | -     | -     |
| TFN-3672-PA [ ] | 72     | 36    | 42     | 5                | 4,903 | -     | -     | -     |
| TFN-3678-PA [ ] | 78     | 36    | 42     | 5                | 5,411 | -     | -     | -     |
| TFN-3684-PA [ ] | 84     | 36    | 42     | 7                | 5,579 | -     | -     | -     |
| TFN-3690-PA [ ] | 90     | 36    | 42     | 7                | 6,046 | -     | -     | -     |
| TFN-3696-PA [ ] | 96     | 36    | 42     | 7                | 6,222 | -     | -     | -     |
| TFN-4260-PA [ ] | 60     | 42    | 42     | 5                | 4,949 | -     | -     | -     |
| TFN-4266-PA [ ] | 66     | 42    | 42     | 5                | 5,418 | -     | -     | -     |
| TFN-4272-PA [ ] | 72     | 42    | 42     | 5                | 5,613 | 5,613 | 6,036 | 6,400 |
| TFN-4278-PA [ ] | 78     | 42    | 42     | 5                | 6,210 | 6,210 | 6,663 | 7,052 |
| TFN-4284-PA [ ] | 84     | 42    | 42     | 7                | 6,417 | 6,417 | 6,870 | 7,259 |
| TFN-4290-PA [ ] | 90     | 42    | 42     | 7                | 6,970 | 6,970 | 7,445 | 7,855 |
| TFN-4296-PA [ ] | 96     | 42    | 42     | 7                | 7,188 | 7,188 | 7,664 | 8,074 |
| TFN-4860-PA [ ] | 60     | 48    | 42     | 5                | 5,348 | -     | -     | -     |
| TFN-4866-PA [ ] | 66     | 48    | 42     | 5                | 5,872 | -     | -     | -     |
| TFN-4872-PA [ ] | 72     | 48    | 42     | 5                | 6,097 | 6,097 | 6,535 | 6,911 |
| TFN-4878-PA [ ] | 78     | 48    | 42     | 5                | 6,761 | 6,761 | 7,229 | 7,632 |
| TFN-4884-PA [ ] | 84     | 48    | 42     | 7                | 7,001 | 7,001 | 7,470 | 7,872 |
| TFN-4890-PA [ ] | 90     | 48    | 42     | 7                | 7,618 | 7,618 | 8,110 | 8,535 |
| TFN-4896-PA [ ] | 96     | 48    | 42     | 7                | 7,870 | 7,870 | 8,364 | 8,787 |

[ ] Slab Base, Specify Paint (-PS) or Veneer (-V)




Shown with optional Monitor Panel (-MP)

**OPTIONS**

| OPTIONS                                | CODE                 | PRICE        | NOTES                        |
|--|----------------------|--------------|------------------------------|
| Power & Data Options                   |                      |              | See pages 112-122            |
| Remove Slab Base                       | Add <b>-WM</b>       | Deduct \$741 | Mounted directly to wall     |
| <b>Polished Chrome Finish Options:</b> |                      |              |                              |
| Polished Chrome Open Frame Base        | Add <b>-PCOF-TWD</b> | \$1,754      |                              |
| <b>Monitor Panel Options:</b>          |                      |              |                              |
| 42"-Wide Monitor Panel                 | Add <b>-MP30</b>     | \$2,201      | For use with 30"-Wide Tables |
| 48"-Wide Monitor Panel                 | Add <b>-MP36</b>     | \$2,426      | For use with 36"-Wide Tables |
| 54"-Wide Monitor Panel                 | Add <b>-MP42</b>     | \$2,653      | For use with 42"-Wide Tables |
| 60"-Wide Monitor Panel                 | Add <b>-MP48</b>     | \$2,881      | For use with 48"-Wide Tables |

**EDGE PROFILE**



Two4Six Cutback Edge

**GENERAL INFORMATION**

- Tops are 1-1/8"-thick
- Seating capacity based on 27" per person
- Overall table height 42"
- Standard with quarter cut veneer
- Must be anchored to a wall, with or without Slab Base
- One section of wire management channel provided per table
- Monitor Panel will be 12" wider than the table specified
- Monitor Panel mounts directly to the wall
- Monitor Panel is 78" high
- Monitor panel available in Paint or Veneer Finish options only
- Not available with Power Matrix
- Only Woodgrain Laminate options are available for the Racetrack Base
- Racetrack Bases have a removable access door

**REQUIRED INFORMATION (ORDER CANNOT BE ENTERED WITHOUT THIS INFORMATION)**

- See appendix pages vi-viii for surface material options.
- Choose Laminate Finish
  - Choose Solid Edge Band Finish or Coordinating Woodgrain Edge Band Finish
  - Choose Metal Finish
  - Choose Paint Finish, if -PS Slab Base is specified
  - Choose Veneer Finish, if -V Slab Base is specified



# LAMINATE TOP WITH SQUARE EDGE



D-SHAPE TOP

### BASE KEY


OF Open Frame

RCL Laminate Racetrack Base  
RCP Painted Racetrack Base  
RCV Veneer Racetrack Base

### D-SHAPE TOP // SLAB BASE // STANDING HEIGHT

| MODEL #         | LENGTH | WIDTH | HEIGHT | SEATING CAPACITY | -OF   | -RCL  | -RCP  | -RCV  |
|-----------------|--------|-------|--------|------------------|-------|-------|-------|-------|
| TFN-3060-PE [ ] | 60     | 30    | 42     | 5                | 3,937 | -     | -     | -     |
| TFN-3066-PE [ ] | 66     | 30    | 42     | 5                | 4,285 | -     | -     | -     |
| TFN-3072-PE [ ] | 72     | 30    | 42     | 5                | 4,414 | -     | -     | -     |
| TFN-3078-PE [ ] | 78     | 30    | 42     | 5                | 4,858 | -     | -     | -     |
| TFN-3084-PE [ ] | 84     | 30    | 42     | 7                | 4,995 | -     | -     | -     |
| TFN-3090-PE [ ] | 90     | 30    | 42     | 7                | 5,400 | -     | -     | -     |
| TFN-3096-PE [ ] | 96     | 30    | 42     | 7                | 5,545 | -     | -     | -     |
| TFN-3660-PE [ ] | 60     | 36    | 42     | 5                | 4,130 | -     | -     | -     |
| TFN-3666-PE [ ] | 66     | 36    | 42     | 5                | 4,509 | -     | -     | -     |
| TFN-3672-PE [ ] | 72     | 36    | 42     | 5                | 4,659 | -     | -     | -     |
| TFN-3678-PE [ ] | 78     | 36    | 42     | 5                | 5,142 | -     | -     | -     |
| TFN-3684-PE [ ] | 84     | 36    | 42     | 7                | 5,301 | -     | -     | -     |
| TFN-3690-PE [ ] | 90     | 36    | 42     | 7                | 5,745 | -     | -     | -     |
| TFN-3696-PE [ ] | 96     | 36    | 42     | 7                | 5,913 | -     | -     | -     |
| TFN-4260-PE [ ] | 60     | 42    | 42     | 5                | 4,702 | -     | -     | -     |
| TFN-4266-PE [ ] | 66     | 42    | 42     | 5                | 5,149 | -     | -     | -     |
| TFN-4272-PE [ ] | 72     | 42    | 42     | 5                | 5,334 | 5,334 | 5,736 | 6,082 |
| TFN-4278-PE [ ] | 78     | 42    | 42     | 5                | 5,901 | 5,901 | 6,331 | 6,701 |
| TFN-4284-PE [ ] | 84     | 42    | 42     | 7                | 6,098 | 6,098 | 6,528 | 6,898 |
| TFN-4290-PE [ ] | 90     | 42    | 42     | 7                | 6,623 | 6,623 | 7,075 | 7,465 |
| TFN-4296-PE [ ] | 96     | 42    | 42     | 7                | 6,831 | 6,831 | 7,282 | 7,672 |
| TFN-4860-PE [ ] | 60     | 48    | 42     | 5                | 5,082 | -     | -     | -     |
| TFN-4866-PE [ ] | 66     | 48    | 42     | 5                | 5,580 | -     | -     | -     |
| TFN-4872-PE [ ] | 72     | 48    | 42     | 5                | 5,793 | 5,793 | 6,210 | 6,568 |
| TFN-4878-PE [ ] | 78     | 48    | 42     | 5                | 6,425 | 6,425 | 6,869 | 7,253 |
| TFN-4884-PE [ ] | 84     | 48    | 42     | 7                | 6,653 | 6,653 | 7,098 | 7,481 |
| TFN-4890-PE [ ] | 90     | 48    | 42     | 7                | 7,239 | 7,239 | 7,707 | 8,110 |
| TFN-4896-PE [ ] | 96     | 48    | 42     | 7                | 7,479 | 7,479 | 7,948 | 8,350 |

[ ] Slab Base, Specify Paint (-PS) or Veneer (-V)



Shown with optional Monitor Panel (-MP)

### OPTIONS

Power & Data Options

### CODE

### PRICE

### NOTES

See pages 112-122

Remove Slab Base

Add **-WM**

Deduct \$741

Mounted directly to wall

### Polished Chrome Finish Options:

Polished Chrome Open Frame Base

Add **-PCOF-TWD**

\$1,754

### Monitor Panel Options:

42"-Wide Monitor Panel

Add **-MP30**

\$2,201

For use with 30"-Wide Tables

48"-Wide Monitor Panel

Add **-MP36**

\$2,426

For use with 36"-Wide Tables

54"-Wide Monitor Panel

Add **-MP42**

\$2,653

For use with 42"-Wide Tables

60"-Wide Monitor Panel

Add **-MP48**

\$2,881

For use with 48"-Wide Tables

### EDGE PROFILE



Two4Six Square Edge

### GENERAL INFORMATION

- Tops are 1-1/8"-thick
- Seating capacity based on 27" per person
- Overall table height 42"
- Standard with quarter cut veneer
- Must be anchored to a wall, with or without Slab Base
- One section of wire management channel provided per table
- Monitor Panel will be 12" wider than the table specified

- Monitor Panel mounts directly to the wall
- Monitor Panel is 78" high
- Monitor panel available in Paint or Veneer Finish options only
- Not available with Power Matrix
- Only Woodgrain Laminate options are available for the Racetrack Base
- Racetrack Bases have a removable access door

### REQUIRED INFORMATION (ORDER CANNOT BE ENTERED WITHOUT THIS INFORMATION)

See appendix pages vi-viii for surface material options.

- Choose Laminate Finish
- Choose Solid Edge Band Finish or Coordinating Woodgrain Edge Band Finish
- Choose Metal Finish
- Choose Paint Finish, if -PS Slab Base is specified
- Choose Veneer Finish, if -V Slab Base is specified



# GLASS TOP



D-SHAPE TOP


### BASE KEY

|     |            |     |                         |
|-----|------------|-----|-------------------------|
| OF  | Open Frame | RCL | Laminate Racetrack Base |
| RCP |            | RCP | Painted Racetrack Base  |
| RCV |            | RCV | Veneer Racetrack Base   |

## D-SHAPE TOP // SLAB BASE // STANDING HEIGHT

| MODEL #        | LENGTH | WIDTH | HEIGHT | SEATING CAPACITY | -OF    | -RCL   | -RCP   | -RCV   |
|----------------|--------|-------|--------|------------------|--------|--------|--------|--------|
| TFN-3060-G [ ] | 60     | 30    | 42     | 5                | 6,840  | -      | -      | -      |
| TFN-3066-G [ ] | 66     | 30    | 42     | 5                | 7,443  | -      | -      | -      |
| TFN-3072-G [ ] | 72     | 30    | 42     | 5                | 7,668  | -      | -      | -      |
| TFN-3078-G [ ] | 78     | 30    | 42     | 5                | 8,439  | -      | -      | -      |
| TFN-3084-G [ ] | 84     | 30    | 42     | 7                | 8,677  | -      | -      | -      |
| TFN-3090-G [ ] | 90     | 30    | 42     | 7                | 9,381  | -      | -      | -      |
| TFN-3096-G [ ] | 96     | 30    | 42     | 7                | 9,632  | -      | -      | -      |
| TFN-3660-G [ ] | 60     | 36    | 42     | 5                | 7,175  | -      | -      | -      |
| TFN-3666-G [ ] | 66     | 36    | 42     | 5                | 7,833  | -      | -      | -      |
| TFN-3672-G [ ] | 72     | 36    | 42     | 5                | 8,094  | -      | -      | -      |
| TFN-3678-G [ ] | 78     | 36    | 42     | 5                | 8,931  | -      | -      | -      |
| TFN-3684-G [ ] | 84     | 36    | 42     | 7                | 9,209  | -      | -      | -      |
| TFN-3690-G [ ] | 90     | 36    | 42     | 7                | 9,980  | -      | -      | -      |
| TFN-3696-G [ ] | 96     | 36    | 42     | 7                | 10,272 | -      | -      | -      |
| TFN-4260-G [ ] | 60     | 42    | 42     | 5                | 8,169  | -      | -      | -      |
| TFN-4266-G [ ] | 66     | 42    | 42     | 5                | 8,944  | -      | -      | -      |
| TFN-4272-G [ ] | 72     | 42    | 42     | 5                | 9,265  | 9,265  | 9,964  | 10,565 |
| TFN-4278-G [ ] | 78     | 42    | 42     | 5                | 10,251 | 10,251 | 10,998 | 11,641 |
| TFN-4284-G [ ] | 84     | 42    | 42     | 7                | 10,593 | 10,593 | 11,340 | 11,983 |
| TFN-4290-G [ ] | 90     | 42    | 42     | 7                | 11,505 | 11,505 | 12,290 | 12,967 |
| TFN-4296-G [ ] | 96     | 42    | 42     | 7                | 11,866 | 11,866 | 12,651 | 13,328 |
| TFN-4860-G [ ] | 60     | 48    | 42     | 5                | 8,829  | -      | -      | -      |
| TFN-4866-G [ ] | 66     | 48    | 42     | 5                | 9,693  | -      | -      | -      |
| TFN-4872-G [ ] | 72     | 48    | 42     | 5                | 10,064 | 10,064 | 10,788 | 11,409 |
| TFN-4878-G [ ] | 78     | 48    | 42     | 5                | 11,161 | 11,161 | 11,933 | 12,599 |
| TFN-4884-G [ ] | 84     | 48    | 42     | 7                | 11,557 | 11,557 | 12,331 | 12,995 |
| TFN-4890-G [ ] | 90     | 48    | 42     | 7                | 12,576 | 12,576 | 13,388 | 14,089 |
| TFN-4896-G [ ] | 96     | 48    | 42     | 7                | 12,992 | 12,992 | 13,806 | 14,505 |

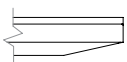
[ ] Slab Base, Specify Paint (-PS) or Veneer (-V)



Shown with optional Monitor Panel (-MP)

| OPTIONS                                | CODE                 | PRICE        | NOTES                        |
|--|----------------------|--------------|------------------------------|
| Power & Data Options                   |                      |              | See pages 112-122            |
| Remove Slab Base                       | Add <b>-WM</b>       | Deduct \$741 | Mounted directly to wall     |
| <b>Polished Chrome Finish Options:</b> |                      |              |                              |
| Polished Chrome Open Frame Base        | Add <b>-PCOF-TWD</b> | \$1,754      |                              |
| <b>Satin Glass Options:</b>            |                      |              |                              |
| Satin Glass                            | Add <b>-TFSG</b>     | \$691        |                              |
| <b>Monitor Panel Options:</b>          |                      |              |                              |
| 42"-Wide Monitor Panel                 | Add <b>-MP30</b>     | \$2,201      | For use with 30"-Wide Tables |
| 48"-Wide Monitor Panel                 | Add <b>-MP36</b>     | \$2,426      | For use with 36"-Wide Tables |
| 54"-Wide Monitor Panel                 | Add <b>-MP42</b>     | \$2,653      | For use with 42"-Wide Tables |
| 60"-Wide Monitor Panel                 | Add <b>-MP48</b>     | \$2,881      | For use with 48"-Wide Tables |

### EDGE PROFILE



Two4Six Glass Edge

### GENERAL INFORMATION

- Tops are 1-1/8"-thick with 3/16"-thick hardwood edge band
- Seating capacity based on 27" per person
- Overall table height 42"
- Standard with quarter cut veneer
- Must be anchored to a wall, with or without Slab Base
- One section of wire management channel provided per table
- Monitor Panel will be 12" wider than the table specified
- Monitor Panel mounts directly to the wall
- Monitor Panel is 78" high
- Monitor panel available in Paint or Veneer Finish options only
- Not available with Power Matrix
- Only Woodgrain Laminate options are available for the Racetrack Base
- Racetrack Bases have a removable access door

### REQUIRED INFORMATION (ORDER CANNOT BE ENTERED WITHOUT THIS INFORMATION)

See appendix pages vi-viii for surface material options.

- Choose Glass Finish
- Choose Paint Finish, if -PS Slab Base is specified
- Choose Veneer Finish, if -V Slab Base is specified
- Choose Metal Finish
- Choose Solid Edge Band Finish or Coordinating Woodgrain Edge Band Finish, if -RCL Base specified
- Choose Sub-Top Finish: Paint Finish or Wood Species & Finish



# SOLID SURFACE TOP



D-SHAPE TOP


### BASE KEY

|    |            |     |                         |
|----|------------|-----|-------------------------|
| OF | Open Frame | RCL | Laminate Racetrack Base |
|    |            | RCP | Painted Racetrack Base  |
|    |            | RCV | Veneer Racetrack Base   |

## D-SHAPE TOP // SLAB BASE // STANDING HEIGHT

| MODEL #         | LENGTH | WIDTH | HEIGHT | SEATING CAPACITY | -OF    | -RCL   | -RCP   | -RCV   |
|-----------------|--------|-------|--------|------------------|--------|--------|--------|--------|
| TFN-3060-SS [ ] | 60     | 30    | 42     | 5                | 7,146  | -      | -      | -      |
| TFN-3066-SS [ ] | 66     | 30    | 42     | 5                | 7,777  | -      | -      | -      |
| TFN-3072-SS [ ] | 72     | 30    | 42     | 5                | 8,012  | -      | -      | -      |
| TFN-3078-SS [ ] | 78     | 30    | 42     | 5                | 8,817  | -      | -      | -      |
| TFN-3084-SS [ ] | 84     | 30    | 42     | 7                | 9,067  | -      | -      | -      |
| TFN-3090-SS [ ] | 90     | 30    | 42     | 7                | 9,802  | -      | -      | -      |
| TFN-3096-SS [ ] | 96     | 30    | 42     | 7                | 10,064 | -      | -      | -      |
| TFN-3660-SS [ ] | 60     | 36    | 42     | 5                | 7,497  | -      | -      | -      |
| TFN-3666-SS [ ] | 66     | 36    | 42     | 5                | 8,185  | -      | -      | -      |
| TFN-3672-SS [ ] | 72     | 36    | 42     | 5                | 8,457  | -      | -      | -      |
| TFN-3678-SS [ ] | 78     | 36    | 42     | 5                | 9,332  | -      | -      | -      |
| TFN-3684-SS [ ] | 84     | 36    | 42     | 7                | 9,622  | -      | -      | -      |
| TFN-3690-SS [ ] | 90     | 36    | 42     | 7                | 10,428 | -      | -      | -      |
| TFN-3696-SS [ ] | 96     | 36    | 42     | 7                | 10,732 | -      | -      | -      |
| TFN-4260-SS [ ] | 60     | 42    | 42     | 5                | 8,535  | -      | -      | -      |
| TFN-4266-SS [ ] | 66     | 42    | 42     | 5                | 9,345  | -      | -      | -      |
| TFN-4272-SS [ ] | 72     | 42    | 42     | 5                | 9,681  | 9,681  | 10,411 | 11,039 |
| TFN-4278-SS [ ] | 78     | 42    | 42     | 5                | 10,711 | 10,711 | 11,492 | 12,164 |
| TFN-4284-SS [ ] | 84     | 42    | 42     | 7                | 11,068 | 11,068 | 11,849 | 12,521 |
| TFN-4290-SS [ ] | 90     | 42    | 42     | 7                | 12,022 | 12,022 | 12,842 | 13,549 |
| TFN-4296-SS [ ] | 96     | 42    | 42     | 7                | 12,398 | 12,398 | 13,218 | 13,926 |
| TFN-4860-SS [ ] | 60     | 48    | 42     | 5                | 9,225  | -      | -      | -      |
| TFN-4866-SS [ ] | 66     | 48    | 42     | 5                | 10,128 | -      | -      | -      |
| TFN-4872-SS [ ] | 72     | 48    | 42     | 5                | 10,516 | 10,516 | 11,272 | 11,921 |
| TFN-4878-SS [ ] | 78     | 48    | 42     | 5                | 11,662 | 11,662 | 12,468 | 13,164 |
| TFN-4884-SS [ ] | 84     | 48    | 42     | 7                | 12,076 | 12,076 | 12,884 | 13,578 |
| TFN-4890-SS [ ] | 90     | 48    | 42     | 7                | 13,140 | 13,140 | 13,989 | 14,721 |
| TFN-4896-SS [ ] | 96     | 48    | 42     | 7                | 13,575 | 13,575 | 14,426 | 15,156 |

[ ] Slab Base, Specify Paint (-PS) or Veneer (-V)



Shown with optional Monitor Panel (-MP)

### OPTIONS

| OPTIONS                                | CODE                 | PRICE        | NOTES                        |
|--|----------------------|--------------|------------------------------|
| Power & Data Options                   |                      |              | See pages 112-122            |
| Remove Slab Base                       | Add <b>-WM</b>       | Deduct \$741 | Mounted directly to wall     |
| <b>Polished Chrome Finish Options:</b> |                      |              |                              |
| Polished Chrome Open Frame Base        | Add <b>-PCOF-TWD</b> | \$1,754      |                              |
| <b>Monitor Panel Options:</b>          |                      |              |                              |
| 42"-Wide Monitor Panel                 | Add <b>-MP30</b>     | \$2,201      | For use with 30"-Wide Tables |
| 48"-Wide Monitor Panel                 | Add <b>-MP36</b>     | \$2,426      | For use with 36"-Wide Tables |
| 54"-Wide Monitor Panel                 | Add <b>-MP42</b>     | \$2,653      | For use with 42"-Wide Tables |
| 60"-Wide Monitor Panel                 | Add <b>-MP48</b>     | \$2,881      | For use with 48"-Wide Tables |

### EDGE PROFILE



Two4Six Solid Surface Edge

### GENERAL INFORMATION

- Seating capacity based on 27" per person
- Overall table height 42"
- Standard with quarter cut veneer
- Must be anchored to a wall, with or without Slab Base
- One section of wire management channel provided per table
- Monitor Panel will be 12" wider than the table specified
- Monitor Panel mounts directly to the wall
- Monitor Panel is 78" high
- Monitor panel available in Paint or Veneer Finish options only
- Not available with Power Matrix
- Only Woodgrain Laminate options are available for the Racetrack Base
- Racetrack Bases have a removable access door

### REQUIRED INFORMATION (ORDER CANNOT BE ENTERED WITHOUT THIS INFORMATION)

- See appendix pages vi-viii for surface material options.
- Choose Solid Surface Finish
  - Choose Paint Finish, if -PS Slab Base is specified
  - Choose Veneer Finish, if -V Slab Base is specified
  - Choose Metal Finish
  - Choose Solid Edge Band Finish or Coordinating Woodgrain Edge Band Finish, if -RCL Base specified



# VENEER TOP WITH HARDWOOD EDGE



RECTANGLE TOP

**BASE KEY**

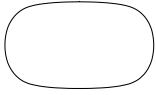
- OF    Open Frame
- RCL    Laminate Racetrack Base
- RCP    Painted Racetrack Base
- RCV    Veneer Racetrack Base

**RECTANGLE TOP TABLES**

| MODEL #     | LENGTH | WIDTH | HEIGHT | SEATING CAPACITY | -OF   | -RCL   | -RCP   | -RCV   |
|-------------|--------|-------|--------|------------------|-------|--------|--------|--------|
| TFP-3060-V  | 60     | 30    | 42     | 4                | 4,613 | -      | -      | -      |
| TFP-3660-V  | 60     | 36    | 42     | 4                | 4,828 | -      | -      | -      |
| TFP-4260-V  | 60     | 42    | 42     | 4                | 5,485 | -      | -      | -      |
| TFP-4860-V  | 60     | 48    | 42     | 4                | 5,917 | -      | -      | -      |
| TFP-3066-V  | 66     | 30    | 42     | 4                | 5,013 | -      | -      | -      |
| TFP-3666-V  | 66     | 36    | 42     | 4                | 5,263 | -      | -      | -      |
| TFP-4266-V  | 66     | 42    | 42     | 4                | 5,996 | -      | -      | -      |
| TFP-4866-V  | 66     | 48    | 42     | 4                | 6,485 | -      | -      | -      |
| TFP-3072-V  | 72     | 30    | 42     | 6                | 5,157 | -      | -      | -      |
| TFP-3672-V  | 72     | 36    | 42     | 6                | 5,430 | -      | -      | -      |
| TFP-4272-V  | 72     | 42    | 42     | 6                | 6,202 | 6,202  | 6,628  | 7,066  |
| TFP-4872-V  | 72     | 48    | 42     | 6                | 6,723 | 6,723  | 7,164  | 7,618  |
| TFP-3078-V  | 78     | 30    | 42     | 6                | 5,668 | -      | -      | -      |
| TFP-3678-V  | 78     | 36    | 42     | 6                | 5,984 | -      | -      | -      |
| TFP-4278-V  | 78     | 42    | 42     | 6                | 6,852 | 6,852  | 7,308  | 7,777  |
| TFP-4878-V  | 78     | 48    | 42     | 6                | 7,445 | 7,445  | 7,916  | 8,401  |
| TFP-3084-V  | 84     | 30    | 42     | 8                | 5,821 | -      | -      | -      |
| TFP-3684-V  | 84     | 36    | 42     | 8                | 6,162 | -      | -      | -      |
| TFP-4284-V  | 84     | 42    | 42     | 8                | 7,072 | 7,072  | 7,527  | 7,996  |
| TFP-4884-V  | 84     | 48    | 42     | 8                | 7,699 | 7,699  | 8,171  | 8,656  |
| TFP-3090-V  | 90     | 30    | 42     | 8                | 6,285 | -      | -      | -      |
| TFP-3690-V  | 90     | 36    | 42     | 8                | 6,669 | -      | -      | -      |
| TFP-4290-V  | 90     | 42    | 42     | 8                | 7,671 | 7,671  | 8,150  | 8,643  |
| TFP-4890-V  | 90     | 48    | 42     | 8                | 8,367 | 8,367  | 8,863  | 9,373  |
| TFP-3096-V  | 96     | 30    | 42     | 8                | 6,446 | -      | -      | -      |
| TFP-3696-V  | 96     | 36    | 42     | 8                | 6,856 | -      | -      | -      |
| TFP-4296-V  | 96     | 42    | 42     | 8                | 7,902 | 7,902  | 8,381  | 8,874  |
| TFP-4896-V  | 96     | 48    | 42     | 8                | 8,635 | 8,635  | 9,130  | 9,641  |
| TFP-42102-V | 102    | 42    | 42     | 8                | -     | 8,584  | 9,090  | 9,611  |
| TFP-48102-V | 102    | 48    | 42     | 8                | -     | 9,397  | 9,920  | 10,459 |
| TFP-42108-V | 108    | 42    | 42     | 10               | -     | 8,828  | 9,334  | 9,855  |
| TFP-48108-V | 108    | 48    | 42     | 10               | -     | 9,680  | 10,203 | 10,741 |
| TFP-42114-V | 114    | 42    | 42     | 10               | -     | 9,549  | 10,081 | 10,630 |
| TFP-48114-V | 114    | 48    | 42     | 10               | -     | 10,487 | 11,038 | 11,605 |
| TFP-42120-V | 120    | 42    | 42     | 10               | -     | 9,806  | 10,338 | 10,887 |
| TFP-48120-V | 120    | 48    | 42     | 10               | -     | 10,785 | 11,336 | 11,903 |
| TFP-42132-V | 132    | 42    | 42     | 10               | -     | 10,749 | 11,303 | 11,874 |
| TFP-48132-V | 132    | 48    | 42     | 10               | -     | 11,854 | 12,428 | 13,019 |
| TFP-42144-V | 144    | 42    | 42     | 12               | -     | 11,735 | 12,312 | 12,906 |
| TFP-48144-V | 144    | 48    | 42     | 12               | -     | 12,973 | 13,569 | 14,183 |



# VENEER TOP WITH HARDWOOD EDGE



SOFT RECTANGLE TOP

**BASE KEY**

- OF    Open Frame
- RCL    Laminate Racetrack Base
- RCP    Painted Racetrack Base
- RCV    Veneer Racetrack Base

**SOFT RECTANGLE TOP TABLES**


| MODEL #     | LENGTH | WIDTH | HEIGHT | SEATING CAPACITY | -OF   | -RCL   | -RCP   | -RCV   |
|-------------|--------|-------|--------|------------------|-------|--------|--------|--------|
| TFV-3060-V  | 60     | 30    | 42     | 4                | 4,613 | -      | -      | -      |
| TFV-3660-V  | 60     | 36    | 42     | 4                | 4,828 | -      | -      | -      |
| TFV-4260-V  | 60     | 42    | 42     | 4                | 5,485 | -      | -      | -      |
| TFV-4860-V  | 60     | 48    | 42     | 4                | 5,917 | -      | -      | -      |
| TFV-3066-V  | 66     | 30    | 42     | 4                | 5,013 | -      | -      | -      |
| TFV-3666-V  | 66     | 36    | 42     | 4                | 5,263 | -      | -      | -      |
| TFV-4266-V  | 66     | 42    | 42     | 4                | 5,996 | -      | -      | -      |
| TFV-4866-V  | 66     | 48    | 42     | 4                | 6,485 | -      | -      | -      |
| TFV-3072-V  | 72     | 30    | 42     | 6                | 5,157 | -      | -      | -      |
| TFV-3672-V  | 72     | 36    | 42     | 6                | 5,430 | -      | -      | -      |
| TFV-4272-V  | 72     | 42    | 42     | 6                | 6,202 | 6,202  | 6,628  | 7,066  |
| TFV-4872-V  | 72     | 48    | 42     | 6                | 6,723 | 6,723  | 7,164  | 7,618  |
| TFV-3078-V  | 78     | 30    | 42     | 6                | 5,668 | -      | -      | -      |
| TFV-3678-V  | 78     | 36    | 42     | 6                | 5,984 | -      | -      | -      |
| TFV-4278-V  | 78     | 42    | 42     | 6                | 6,852 | 6,852  | 7,308  | 7,777  |
| TFV-4878-V  | 78     | 48    | 42     | 6                | 7,445 | 7,445  | 7,916  | 8,401  |
| TFV-3084-V  | 84     | 30    | 42     | 8                | 5,821 | -      | -      | -      |
| TFV-3684-V  | 84     | 36    | 42     | 8                | 6,162 | -      | -      | -      |
| TFV-4284-V  | 84     | 42    | 42     | 8                | 7,072 | 7,072  | 7,527  | 7,996  |
| TFV-4884-V  | 84     | 48    | 42     | 8                | 7,699 | 7,699  | 8,171  | 8,656  |
| TFV-3090-V  | 90     | 30    | 42     | 8                | 6,285 | -      | -      | -      |
| TFV-3690-V  | 90     | 36    | 42     | 8                | 6,669 | -      | -      | -      |
| TFV-4290-V  | 90     | 42    | 42     | 8                | 7,671 | 7,671  | 8,150  | 8,643  |
| TFV-4890-V  | 90     | 48    | 42     | 8                | 8,367 | 8,367  | 8,863  | 9,373  |
| TFV-3096-V  | 96     | 30    | 42     | 8                | 6,446 | -      | -      | -      |
| TFV-3696-V  | 96     | 36    | 42     | 8                | 6,856 | -      | -      | -      |
| TFV-4296-V  | 96     | 42    | 42     | 8                | 7,902 | 7,902  | 8,381  | 8,874  |
| TFV-4896-V  | 96     | 48    | 42     | 8                | 8,635 | 8,635  | 9,130  | 9,641  |
| TFV-42102-V | 102    | 42    | 42     | 8                | -     | 8,584  | 9,090  | 9,611  |
| TFV-48102-V | 102    | 48    | 42     | 8                | -     | 9,397  | 9,920  | 10,459 |
| TFV-42108-V | 108    | 42    | 42     | 10               | -     | 8,828  | 9,334  | 9,855  |
| TFV-48108-V | 108    | 48    | 42     | 10               | -     | 9,680  | 10,203 | 10,741 |
| TFV-42114-V | 114    | 42    | 42     | 10               | -     | 9,549  | 10,081 | 10,630 |
| TFV-48114-V | 114    | 48    | 42     | 10               | -     | 10,487 | 11,038 | 11,605 |
| TFV-42120-V | 120    | 42    | 42     | 10               | -     | 9,806  | 10,338 | 10,887 |
| TFV-48120-V | 120    | 48    | 42     | 10               | -     | 10,785 | 11,336 | 11,903 |
| TFV-42132-V | 132    | 42    | 42     | 10               | -     | 10,749 | 11,303 | 11,874 |
| TFV-48132-V | 132    | 48    | 42     | 10               | -     | 11,854 | 12,428 | 13,019 |
| TFV-42144-V | 144    | 42    | 42     | 12               | -     | 11,735 | 12,312 | 12,906 |
| TFV-48144-V | 144    | 48    | 42     | 12               | -     | 12,973 | 13,569 | 14,183 |



# VENEER TOP WITH HARDWOOD EDGE

| OPTIONS  | CODE          | PRICE   | NOTES   |
|--|---------------|---------|---|
| Power & Data Options   |               |         | See pages 112-122   |
| <b>Polished Chrome Finish Options:</b>                           |               |         |   |
| Polished Chrome Open Frame Base                                  | Add -PCOF-TWE | \$2,881 |   |
| <b>Multi-Section Tops:</b>                                       |               |         |   |
| 102", 108", 114" and 120" one-piece tops split into two sections | Specify -2    | \$843   | Note: Power Matrix (center of table location only) cannot be specified when this option is selected |

## EDGE PROFILE



Two4Six Cutback Edge

## GENERAL INFORMATION

- Seating capacity based on 27" per person
- Overall table height 42"
- Standard with quarter cut veneer
- One section of wire management channel provided per table
- Racetrack Bases have a removable access door

### REQUIRED INFORMATION (ORDER CANNOT BE ENTERED WITHOUT THIS INFORMATION)

See appendix pages vi-viii for surface material options.

- Choose Veneer Finish
- Choose Metal Finish
- Choose Solid Edge Band Finish or Coordinating Woodgrain Edge Band Finish, if -RCL Base specified



# INSET LAMINATE TOP WITH HARDWOOD EDGE



RECTANGLE TOP

**BASE KEY**

OF Open Frame

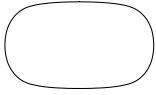
RCL Laminate Racetrack Base  
 RCP Painted Racetrack Base  
 RCV Veneer Racetrack Base

**RECTANGLE TOP TABLES**

| MODEL #     | LENGTH | WIDTH | HEIGHT | SEATING CAPACITY | -OF   | -RCL   | -RCP   | -RCV   |
|-------------|--------|-------|--------|------------------|-------|--------|--------|--------|
| TFP-3060-P  | 60     | 30    | 42     | 4                | 4,360 | -      | -      | -      |
| TFP-3660-P  | 60     | 36    | 42     | 4                | 4,563 | -      | -      | -      |
| TFP-4260-P  | 60     | 42    | 42     | 4                | 5,184 | -      | -      | -      |
| TFP-4860-P  | 60     | 48    | 42     | 4                | 5,592 | -      | -      | -      |
| TFP-3066-P  | 66     | 30    | 42     | 4                | 4,738 | -      | -      | -      |
| TFP-3666-P  | 66     | 36    | 42     | 4                | 4,974 | -      | -      | -      |
| TFP-4266-P  | 66     | 42    | 42     | 4                | 5,667 | -      | -      | -      |
| TFP-4866-P  | 66     | 48    | 42     | 4                | 6,129 | -      | -      | -      |
| TFP-3072-P  | 72     | 30    | 42     | 6                | 4,874 | -      | -      | -      |
| TFP-3672-P  | 72     | 36    | 42     | 6                | 5,132 | -      | -      | -      |
| TFP-4272-P  | 72     | 42    | 42     | 6                | 5,861 | 5,861  | 6,264  | 6,678  |
| TFP-4872-P  | 72     | 48    | 42     | 6                | 6,354 | 6,354  | 6,770  | 7,200  |
| TFP-3078-P  | 78     | 30    | 42     | 6                | 5,357 | -      | -      | -      |
| TFP-3678-P  | 78     | 36    | 42     | 6                | 5,655 | -      | -      | -      |
| TFP-4278-P  | 78     | 42    | 42     | 6                | 6,476 | 6,476  | 6,907  | 7,350  |
| TFP-4878-P  | 78     | 48    | 42     | 6                | 7,036 | 7,036  | 7,481  | 7,939  |
| TFP-3084-P  | 84     | 30    | 42     | 8                | 5,501 | -      | -      | -      |
| TFP-3684-P  | 84     | 36    | 42     | 8                | 5,824 | -      | -      | -      |
| TFP-4284-P  | 84     | 42    | 42     | 8                | 6,684 | 6,684  | 7,114  | 7,557  |
| TFP-4884-P  | 84     | 48    | 42     | 8                | 7,276 | 7,276  | 7,722  | 8,180  |
| TFP-3090-P  | 90     | 30    | 42     | 8                | 5,940 | -      | -      | -      |
| TFP-3690-P  | 90     | 36    | 42     | 8                | 6,303 | -      | -      | -      |
| TFP-4290-P  | 90     | 42    | 42     | 8                | 7,250 | 7,250  | 7,702  | 8,168  |
| TFP-4890-P  | 90     | 48    | 42     | 8                | 7,907 | 7,907  | 8,376  | 8,858  |
| TFP-3096-P  | 96     | 30    | 42     | 8                | 6,092 | -      | -      | -      |
| TFP-3696-P  | 96     | 36    | 42     | 8                | 6,479 | -      | -      | -      |
| TFP-4296-P  | 96     | 42    | 42     | 8                | 7,468 | 7,468  | 7,921  | 8,386  |
| TFP-4896-P  | 96     | 48    | 42     | 8                | 8,161 | 8,161  | 8,628  | 9,111  |
| TFP-42102-P | 102    | 42    | 42     | 8                | -     | 8,112  | 8,591  | 9,083  |
| TFP-48102-P | 102    | 48    | 42     | 8                | -     | 8,881  | 9,375  | 9,884  |
| TFP-42108-P | 108    | 42    | 42     | 10               | -     | 8,343  | 8,821  | 9,313  |
| TFP-48108-P | 108    | 48    | 42     | 10               | -     | 9,148  | 9,642  | 10,151 |
| TFP-42114-P | 114    | 42    | 42     | 10               | -     | 9,024  | 9,527  | 10,046 |
| TFP-48114-P | 114    | 48    | 42     | 10               | -     | 9,911  | 10,431 | 10,967 |
| TFP-42120-P | 120    | 42    | 42     | 10               | -     | 9,267  | 9,770  | 10,289 |
| TFP-48120-P | 120    | 48    | 42     | 10               | -     | 10,192 | 10,713 | 11,249 |
| TFP-42132-P | 132    | 42    | 42     | 10               | -     | 10,158 | 10,682 | 11,221 |
| TFP-48132-P | 132    | 48    | 42     | 10               | -     | 11,203 | 11,745 | 12,303 |
| TFP-42144-P | 144    | 42    | 42     | 12               | -     | 11,090 | 11,635 | 12,197 |
| TFP-48144-P | 144    | 48    | 42     | 12               | -     | 12,260 | 12,823 | 13,403 |



# INSET LAMINATE TOP WITH HARDWOOD EDGE



SOFT RECTANGLE TOP

**BASE KEY**

OF Open Frame

RCL Laminate Racetrack Base  
 RCP Painted Racetrack Base  
 RCV Veneer Racetrack Base

**SOFT RECTANGLE TOP TABLES**

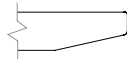
| MODEL #     | LENGTH | WIDTH | HEIGHT | SEATING CAPACITY | -OF   | -RCL   | -RCP   | -RCV   |
|-------------|--------|-------|--------|------------------|-------|--------|--------|--------|
| TFV-3060-P  | 60     | 30    | 42     | 4                | 4,360 | -      | -      | -      |
| TFV-3660-P  | 60     | 36    | 42     | 4                | 4,563 | -      | -      | -      |
| TFV-4260-P  | 60     | 42    | 42     | 4                | 5,184 | -      | -      | -      |
| TFV-4860-P  | 60     | 48    | 42     | 4                | 5,592 | -      | -      | -      |
| TFV-3066-P  | 66     | 30    | 42     | 4                | 4,738 | -      | -      | -      |
| TFV-3666-P  | 66     | 36    | 42     | 4                | 4,974 | -      | -      | -      |
| TFV-4266-P  | 66     | 42    | 42     | 4                | 5,667 | -      | -      | -      |
| TFV-4866-P  | 66     | 48    | 42     | 4                | 6,129 | -      | -      | -      |
| TFV-3072-P  | 72     | 30    | 42     | 6                | 4,874 | -      | -      | -      |
| TFV-3672-P  | 72     | 36    | 42     | 6                | 5,132 | -      | -      | -      |
| TFV-4272-P  | 72     | 42    | 42     | 6                | 5,861 | 5,861  | 6,264  | 6,678  |
| TFV-4872-P  | 72     | 48    | 42     | 6                | 6,354 | 6,354  | 6,770  | 7,200  |
| TFV-3078-P  | 78     | 30    | 42     | 6                | 5,357 | -      | -      | -      |
| TFV-3678-P  | 78     | 36    | 42     | 6                | 5,655 | -      | -      | -      |
| TFV-4278-P  | 78     | 42    | 42     | 6                | 6,476 | 6,476  | 6,907  | 7,350  |
| TFV-4878-P  | 78     | 48    | 42     | 6                | 7,036 | 7,036  | 7,481  | 7,939  |
| TFV-3084-P  | 84     | 30    | 42     | 8                | 5,501 | -      | -      | -      |
| TFV-3684-P  | 84     | 36    | 42     | 8                | 5,824 | -      | -      | -      |
| TFV-4284-P  | 84     | 42    | 42     | 8                | 6,684 | 6,684  | 7,114  | 7,557  |
| TFV-4884-P  | 84     | 48    | 42     | 8                | 7,276 | 7,276  | 7,722  | 8,180  |
| TFV-3090-P  | 90     | 30    | 42     | 8                | 5,940 | -      | -      | -      |
| TFV-3690-P  | 90     | 36    | 42     | 8                | 6,303 | -      | -      | -      |
| TFV-4290-P  | 90     | 42    | 42     | 8                | 7,250 | 7,250  | 7,702  | 8,168  |
| TFV-4890-P  | 90     | 48    | 42     | 8                | 7,907 | 7,907  | 8,376  | 8,858  |
| TFV-3096-P  | 96     | 30    | 42     | 8                | 6,092 | -      | -      | -      |
| TFV-3696-P  | 96     | 36    | 42     | 8                | 6,479 | -      | -      | -      |
| TFV-4296-P  | 96     | 42    | 42     | 8                | 7,468 | 7,468  | 7,921  | 8,386  |
| TFV-4896-P  | 96     | 48    | 42     | 8                | 8,161 | 8,161  | 8,628  | 9,111  |
| TFV-42102-P | 102    | 42    | 42     | 8                | -     | 8,112  | 8,591  | 9,083  |
| TFV-48102-P | 102    | 48    | 42     | 8                | -     | 8,881  | 9,375  | 9,884  |
| TFV-42108-P | 108    | 42    | 42     | 10               | -     | 8,343  | 8,821  | 9,313  |
| TFV-48108-P | 108    | 48    | 42     | 10               | -     | 9,148  | 9,642  | 10,151 |
| TFV-42114-P | 114    | 42    | 42     | 10               | -     | 9,024  | 9,527  | 10,046 |
| TFV-48114-P | 114    | 48    | 42     | 10               | -     | 9,911  | 10,431 | 10,967 |
| TFV-42120-P | 120    | 42    | 42     | 10               | -     | 9,267  | 9,770  | 10,289 |
| TFV-48120-P | 120    | 48    | 42     | 10               | -     | 10,192 | 10,713 | 11,249 |
| TFV-42132-P | 132    | 42    | 42     | 10               | -     | 10,158 | 10,682 | 11,221 |
| TFV-48132-P | 132    | 48    | 42     | 10               | -     | 11,203 | 11,745 | 12,303 |
| TFV-42144-P | 144    | 42    | 42     | 12               | -     | 11,090 | 11,635 | 12,197 |
| TFV-48144-P | 144    | 48    | 42     | 12               | -     | 12,260 | 12,823 | 13,403 |



# INSET LAMINATE TOP WITH HARDWOOD EDGE

| OPTIONS  | CODE          | PRICE   | NOTES   |
|--|---------------|---------|---|
| Power & Data Options   |               |         | See pages 112-122   |
| <b>Polished Chrome Finish Options:</b>                           |               |         |   |
| Polished Chrome Open Frame Base                                  | Add -PCOF-TWE | \$2,881 |   |
| <b>Multi-Section Tops:</b>                                       |               |         |   |
| 102", 108", 114" and 120" one-piece tops split into two sections | Specify -2    | \$843   | Note: Power Matrix (center of table location only) cannot be specified when this option is selected |

## EDGE PROFILE



Two4Six Cutback Edge

## GENERAL INFORMATION

- Seating capacity based on 27" per person
- Overall table height 42"
- Standard with quarter cut veneer
- One section of wire management channel provided per table
- Racetrack Bases have a removable access door

### REQUIRED INFORMATION (ORDER CANNOT BE ENTERED WITHOUT THIS INFORMATION)

See appendix pages vi-viii for surface material options.

- Choose Laminate Finish
- Choose Wood Species & Finish for Hardwood Edge
- Choose Metal Finish
- Choose Solid Edge Band Finish or Coordinating Woodgrain Edge Band Finish, if -RCL Base specified



# LAMINATE TOP WITH CUTBACK EDGE



RECTANGLE TOP

**BASE KEY**

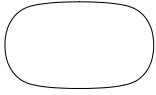
- OF    Open Frame
- RCL    Laminate Racetrack Base
- RCP    Painted Racetrack Base
- RCV    Veneer Racetrack Base

**RECTANGLE TOP TABLES**

| MODEL #      | LENGTH | WIDTH | HEIGHT | SEATING CAPACITY | -OF   | -RCL   | -RCP   | -RCV   |
|--------------|--------|-------|--------|------------------|-------|--------|--------|--------|
| TFP-3060-PA  | 60     | 30    | 42     | 4                | 4,360 | -      | -      | -      |
| TFP-3660-PA  | 60     | 36    | 42     | 4                | 4,563 | -      | -      | -      |
| TFP-4260-PA  | 60     | 42    | 42     | 4                | 5,184 | -      | -      | -      |
| TFP-4860-PA  | 60     | 48    | 42     | 4                | 5,592 | -      | -      | -      |
| TFP-3066-PA  | 66     | 30    | 42     | 4                | 4,738 | -      | -      | -      |
| TFP-3666-PA  | 66     | 36    | 42     | 4                | 4,974 | -      | -      | -      |
| TFP-4266-PA  | 66     | 42    | 42     | 4                | 5,667 | -      | -      | -      |
| TFP-4866-PA  | 66     | 48    | 42     | 4                | 6,129 | -      | -      | -      |
| TFP-3072-PA  | 72     | 30    | 42     | 6                | 4,874 | -      | -      | -      |
| TFP-3672-PA  | 72     | 36    | 42     | 6                | 5,132 | -      | -      | -      |
| TFP-4272-PA  | 72     | 42    | 42     | 6                | 5,861 | 5,861  | 6,264  | 6,678  |
| TFP-4872-PA  | 72     | 48    | 42     | 6                | 6,354 | 6,354  | 6,770  | 7,200  |
| TFP-3078-PA  | 78     | 30    | 42     | 6                | 5,357 | -      | -      | -      |
| TFP-3678-PA  | 78     | 36    | 42     | 6                | 5,655 | -      | -      | -      |
| TFP-4278-PA  | 78     | 42    | 42     | 6                | 6,476 | 6,476  | 6,907  | 7,350  |
| TFP-4878-PA  | 78     | 48    | 42     | 6                | 7,036 | 7,036  | 7,481  | 7,939  |
| TFP-3084-PA  | 84     | 30    | 42     | 8                | 5,501 | -      | -      | -      |
| TFP-3684-PA  | 84     | 36    | 42     | 8                | 5,824 | -      | -      | -      |
| TFP-4284-PA  | 84     | 42    | 42     | 8                | 6,684 | 6,684  | 7,114  | 7,557  |
| TFP-4884-PA  | 84     | 48    | 42     | 8                | 7,276 | 7,276  | 7,722  | 8,180  |
| TFP-3090-PA  | 90     | 30    | 42     | 8                | 5,940 | -      | -      | -      |
| TFP-3690-PA  | 90     | 36    | 42     | 8                | 6,303 | -      | -      | -      |
| TFP-4290-PA  | 90     | 42    | 42     | 8                | 7,250 | 7,250  | 7,702  | 8,168  |
| TFP-4890-PA  | 90     | 48    | 42     | 8                | 7,907 | 7,907  | 8,376  | 8,858  |
| TFP-3096-PA  | 96     | 30    | 42     | 8                | 6,092 | -      | -      | -      |
| TFP-3696-PA  | 96     | 36    | 42     | 8                | 6,479 | -      | -      | -      |
| TFP-4296-PA  | 96     | 42    | 42     | 8                | 7,468 | 7,468  | 7,921  | 8,386  |
| TFP-4896-PA  | 96     | 48    | 42     | 8                | 8,161 | 8,161  | 8,628  | 9,111  |
| TFP-42102-PA | 102    | 42    | 42     | 8                | -     | 8,112  | 8,591  | 9,083  |
| TFP-48102-PA | 102    | 48    | 42     | 8                | -     | 8,881  | 9,375  | 9,884  |
| TFP-42108-PA | 108    | 42    | 42     | 10               | -     | 8,343  | 8,821  | 9,313  |
| TFP-48108-PA | 108    | 48    | 42     | 10               | -     | 9,148  | 9,642  | 10,151 |
| TFP-42114-PA | 114    | 42    | 42     | 10               | -     | 9,024  | 9,527  | 10,046 |
| TFP-48114-PA | 114    | 48    | 42     | 10               | -     | 9,911  | 10,431 | 10,967 |
| TFP-42120-PA | 120    | 42    | 42     | 10               | -     | 9,267  | 9,770  | 10,289 |
| TFP-48120-PA | 120    | 48    | 42     | 10               | -     | 10,192 | 10,713 | 11,249 |
| TFP-42132-PA | 132    | 42    | 42     | 10               | -     | 10,158 | 10,682 | 11,221 |
| TFP-48132-PA | 132    | 48    | 42     | 10               | -     | 11,203 | 11,745 | 12,303 |
| TFP-42144-PA | 144    | 42    | 42     | 12               | -     | 11,090 | 11,635 | 12,197 |
| TFP-48144-PA | 144    | 48    | 42     | 12               | -     | 12,260 | 12,823 | 13,403 |



# LAMINATE TOP WITH CUTBACK EDGE



SOFT RECTANGLE TOP

**BASE KEY**

- OF    Open Frame
- RCL    Laminate Racetrack Base
- RCP    Painted Racetrack Base
- RCV    Veneer Racetrack Base

**SOFT RECTANGLE TOP TABLES**


| MODEL #      | LENGTH | WIDTH | HEIGHT | SEATING CAPACITY | -OF   | -RCL   | -RCP   | -RCV   |
|--------------|--------|-------|--------|------------------|-------|--------|--------|--------|
| TFV-3060-PA  | 60     | 30    | 42     | 4                | 4,360 | -      | -      | -      |
| TFV-3660-PA  | 60     | 36    | 42     | 4                | 4,563 | -      | -      | -      |
| TFV-4260-PA  | 60     | 42    | 42     | 4                | 5,184 | -      | -      | -      |
| TFV-4860-PA  | 60     | 48    | 42     | 4                | 5,592 | -      | -      | -      |
| TFV-3066-PA  | 66     | 30    | 42     | 4                | 4,738 | -      | -      | -      |
| TFV-3666-PA  | 66     | 36    | 42     | 4                | 4,974 | -      | -      | -      |
| TFV-4266-PA  | 66     | 42    | 42     | 4                | 5,667 | -      | -      | -      |
| TFV-4866-PA  | 66     | 48    | 42     | 4                | 6,129 | -      | -      | -      |
| TFV-3072-PA  | 72     | 30    | 42     | 6                | 4,874 | -      | -      | -      |
| TFV-3672-PA  | 72     | 36    | 42     | 6                | 5,132 | -      | -      | -      |
| TFV-4272-PA  | 72     | 42    | 42     | 6                | 5,861 | 5,861  | 6,264  | 6,678  |
| TFV-4872-PA  | 72     | 48    | 42     | 6                | 6,354 | 6,354  | 6,770  | 7,200  |
| TFV-3078-PA  | 78     | 30    | 42     | 6                | 5,357 | -      | -      | -      |
| TFV-3678-PA  | 78     | 36    | 42     | 6                | 5,655 | -      | -      | -      |
| TFV-4278-PA  | 78     | 42    | 42     | 6                | 6,476 | 6,476  | 6,907  | 7,350  |
| TFV-4878-PA  | 78     | 48    | 42     | 6                | 7,036 | 7,036  | 7,481  | 7,939  |
| TFV-3084-PA  | 84     | 30    | 42     | 8                | 5,501 | -      | -      | -      |
| TFV-3684-PA  | 84     | 36    | 42     | 8                | 5,824 | -      | -      | -      |
| TFV-4284-PA  | 84     | 42    | 42     | 8                | 6,684 | 6,684  | 7,114  | 7,557  |
| TFV-4884-PA  | 84     | 48    | 42     | 8                | 7,276 | 7,276  | 7,722  | 8,180  |
| TFV-3090-PA  | 90     | 30    | 42     | 8                | 5,940 | -      | -      | -      |
| TFV-3690-PA  | 90     | 36    | 42     | 8                | 6,303 | -      | -      | -      |
| TFV-4290-PA  | 90     | 42    | 42     | 8                | 7,250 | 7,250  | 7,702  | 8,168  |
| TFV-4890-PA  | 90     | 48    | 42     | 8                | 7,907 | 7,907  | 8,376  | 8,858  |
| TFV-3096-PA  | 96     | 30    | 42     | 8                | 6,092 | -      | -      | -      |
| TFV-3696-PA  | 96     | 36    | 42     | 8                | 6,479 | -      | -      | -      |
| TFV-4296-PA  | 96     | 42    | 42     | 8                | 7,468 | 7,468  | 7,921  | 8,386  |
| TFV-4896-PA  | 96     | 48    | 42     | 8                | 8,161 | 8,161  | 8,628  | 9,111  |
| TFV-42102-PA | 102    | 42    | 42     | 8                | -     | 8,112  | 8,591  | 9,083  |
| TFV-48102-PA | 102    | 48    | 42     | 8                | -     | 8,881  | 9,375  | 9,884  |
| TFV-42108-PA | 108    | 42    | 42     | 10               | -     | 8,343  | 8,821  | 9,313  |
| TFV-48108-PA | 108    | 48    | 42     | 10               | -     | 9,148  | 9,642  | 10,151 |
| TFV-42114-PA | 114    | 42    | 42     | 10               | -     | 9,024  | 9,527  | 10,046 |
| TFV-48114-PA | 114    | 48    | 42     | 10               | -     | 9,911  | 10,431 | 10,967 |
| TFV-42120-PA | 120    | 42    | 42     | 10               | -     | 9,267  | 9,770  | 10,289 |
| TFV-48120-PA | 120    | 48    | 42     | 10               | -     | 10,192 | 10,713 | 11,249 |
| TFV-42132-PA | 132    | 42    | 42     | 10               | -     | 10,158 | 10,682 | 11,221 |
| TFV-48132-PA | 132    | 48    | 42     | 10               | -     | 11,203 | 11,745 | 12,303 |
| TFV-42144-PA | 144    | 42    | 42     | 12               | -     | 11,090 | 11,635 | 12,197 |
| TFV-48144-PA | 144    | 48    | 42     | 12               | -     | 12,260 | 12,823 | 13,403 |



# LAMINATE TOP WITH CUTBACK EDGE

| OPTIONS  | CODE          | PRICE   | NOTES   |
|--|---------------|---------|---|
| Power & Data Options   |               |         | See pages 112-122   |
| <b>Polished Chrome Finish Options:</b>                           |               |         |   |
| Polished Chrome Open Frame Base                                  | Add -PCOF-TWE | \$2,881 |   |
| <b>Multi-Section Tops:</b>                                       |               |         |   |
| 102", 108", 114" and 120" one-piece tops split into two sections | Specify -2    | \$843   | Note: Power Matrix (center of table location only) cannot be specified when this option is selected |

## EDGE PROFILE



Two4Six Cutback Edge

## GENERAL INFORMATION

- Seating capacity based on 27" per person
- Overall table height 42"
- Standard with quarter cut veneer
- One section of wire management channel provided per table
- Racetrack Bases have a removable access door

### REQUIRED INFORMATION (ORDER CANNOT BE ENTERED WITHOUT THIS INFORMATION)

See appendix pages vi-viii for surface material options.

- Choose Laminate Finish
- Choose Edge Band Finish
- Choose Metal Finish
- Choose Solid Edge Band Finish or Coordinating Woodgrain Edge Band Finish, if -RCL Base specified



# LAMINATE TOP WITH SQUARE EDGE



RECTANGLE TOP

**BASE KEY**

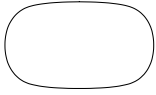
- OF    Open Frame
- RCL    Laminate Racetrack Base
- RCP    Painted Racetrack Base
- RCV    Veneer Racetrack Base

**RECTANGLE TOP TABLES**

| MODEL #      | LENGTH | WIDTH | HEIGHT | SEATING CAPACITY | -OF   | -RCL   | -RCP   | -RCV   |
|--------------|--------|-------|--------|------------------|-------|--------|--------|--------|
| TFP-3060-PE  | 60     | 30    | 42     | 4                | 3,922 | -      | -      | -      |
| TFP-3660-PE  | 60     | 36    | 42     | 4                | 4,104 | -      | -      | -      |
| TFP-4260-PE  | 60     | 42    | 42     | 4                | 4,663 | -      | -      | -      |
| TFP-4860-PE  | 60     | 48    | 42     | 4                | 5,030 | -      | -      | -      |
| TFP-3066-PE  | 66     | 30    | 42     | 4                | 4,262 | -      | -      | -      |
| TFP-3666-PE  | 66     | 36    | 42     | 4                | 4,474 | -      | -      | -      |
| TFP-4266-PE  | 66     | 42    | 42     | 4                | 5,097 | -      | -      | -      |
| TFP-4866-PE  | 66     | 48    | 42     | 4                | 5,513 | -      | -      | -      |
| TFP-3072-PE  | 72     | 30    | 42     | 6                | 4,384 | -      | -      | -      |
| TFP-3672-PE  | 72     | 36    | 42     | 6                | 4,616 | -      | -      | -      |
| TFP-4272-PE  | 72     | 42    | 42     | 6                | 5,272 | 5,272  | 5,634  | 6,007  |
| TFP-4872-PE  | 72     | 48    | 42     | 6                | 5,715 | 5,715  | 6,090  | 6,476  |
| TFP-3078-PE  | 78     | 30    | 42     | 6                | 4,818 | -      | -      | -      |
| TFP-3678-PE  | 78     | 36    | 42     | 6                | 5,087 | -      | -      | -      |
| TFP-4278-PE  | 78     | 42    | 42     | 6                | 5,825 | 5,825  | 6,212  | 6,611  |
| TFP-4878-PE  | 78     | 48    | 42     | 6                | 6,329 | 6,329  | 6,729  | 7,141  |
| TFP-3084-PE  | 84     | 30    | 42     | 8                | 4,948 | -      | -      | -      |
| TFP-3684-PE  | 84     | 36    | 42     | 8                | 5,238 | -      | -      | -      |
| TFP-4284-PE  | 84     | 42    | 42     | 8                | 6,012 | 6,012  | 6,398  | 6,797  |
| TFP-4884-PE  | 84     | 48    | 42     | 8                | 6,545 | 6,545  | 6,946  | 7,358  |
| TFP-3090-PE  | 90     | 30    | 42     | 8                | 5,343 | -      | -      | -      |
| TFP-3690-PE  | 90     | 36    | 42     | 8                | 5,669 | -      | -      | -      |
| TFP-4290-PE  | 90     | 42    | 42     | 8                | 6,521 | 6,521  | 6,928  | 7,347  |
| TFP-4890-PE  | 90     | 48    | 42     | 8                | 7,112 | 7,112  | 7,534  | 7,968  |
| TFP-3096-PE  | 96     | 30    | 42     | 8                | 5,480 | -      | -      | -      |
| TFP-3696-PE  | 96     | 36    | 42     | 8                | 5,828 | -      | -      | -      |
| TFP-4296-PE  | 96     | 42    | 42     | 8                | 6,717 | 6,717  | 7,124  | 7,543  |
| TFP-4896-PE  | 96     | 48    | 42     | 8                | 7,340 | 7,340  | 7,761  | 8,195  |
| TFP-42102-PE | 102    | 42    | 42     | 8                | -     | 7,297  | 7,727  | 8,170  |
| TFP-48102-PE | 102    | 48    | 42     | 8                | -     | 7,988  | 8,432  | 8,891  |
| TFP-42108-PE | 108    | 42    | 42     | 10               | -     | 7,504  | 7,934  | 8,377  |
| TFP-48108-PE | 108    | 48    | 42     | 10               | -     | 8,228  | 8,673  | 9,130  |
| TFP-42114-PE | 114    | 42    | 42     | 10               | -     | 8,117  | 8,569  | 9,036  |
| TFP-48114-PE | 114    | 48    | 42     | 10               | -     | 8,914  | 9,383  | 9,865  |
| TFP-42120-PE | 120    | 42    | 42     | 10               | -     | 8,336  | 8,788  | 9,254  |
| TFP-48120-PE | 120    | 48    | 42     | 10               | -     | 9,168  | 9,636  | 10,118 |
| TFP-42132-PE | 132    | 42    | 42     | 10               | -     | 9,137  | 9,608  | 10,093 |
| TFP-48132-PE | 132    | 48    | 42     | 10               | -     | 10,076 | 10,564 | 11,067 |
| TFP-42144-PE | 144    | 42    | 42     | 12               | -     | 9,975  | 10,466 | 10,971 |
| TFP-48144-PE | 144    | 48    | 42     | 12               | -     | 11,028 | 11,534 | 12,056 |



# LAMINATE TOP WITH SQUARE EDGE



SOFT RECTANGLE TOP

**BASE KEY**

OF Open Frame

RCL Laminate Racetrack Base  
 RCP Painted Racetrack Base  
 RCV Veneer Racetrack Base

**SOFT RECTANGLE TOP TABLES**

| MODEL #      | LENGTH | WIDTH | HEIGHT | SEATING CAPACITY | -OF   | -RCL   | -RCP   | -RCV   |
|--------------|--------|-------|--------|------------------|-------|--------|--------|--------|
| TFV-3060-PE  | 60     | 30    | 42     | 4                | 3,922 | -      | -      | -      |
| TFV-3660-PE  | 60     | 36    | 42     | 4                | 4,104 | -      | -      | -      |
| TFV-4260-PE  | 60     | 42    | 42     | 4                | 4,663 | -      | -      | -      |
| TFV-4860-PE  | 60     | 48    | 42     | 4                | 5,030 | -      | -      | -      |
| TFV-3066-PE  | 66     | 30    | 42     | 4                | 4,262 | -      | -      | -      |
| TFV-3666-PE  | 66     | 36    | 42     | 4                | 4,474 | -      | -      | -      |
| TFV-4266-PE  | 66     | 42    | 42     | 4                | 5,097 | -      | -      | -      |
| TFV-4866-PE  | 66     | 48    | 42     | 4                | 5,513 | -      | -      | -      |
| TFV-3072-PE  | 72     | 30    | 42     | 6                | 4,384 | -      | -      | -      |
| TFV-3672-PE  | 72     | 36    | 42     | 6                | 4,616 | -      | -      | -      |
| TFV-4272-PE  | 72     | 42    | 42     | 6                | 5,272 | 5,272  | 5,634  | 6,007  |
| TFV-4872-PE  | 72     | 48    | 42     | 6                | 5,715 | 5,715  | 6,090  | 6,476  |
| TFV-3078-PE  | 78     | 30    | 42     | 6                | 4,818 | -      | -      | -      |
| TFV-3678-PE  | 78     | 36    | 42     | 6                | 5,087 | -      | -      | -      |
| TFV-4278-PE  | 78     | 42    | 42     | 6                | 5,825 | 5,825  | 6,212  | 6,611  |
| TFV-4878-PE  | 78     | 48    | 42     | 6                | 6,329 | 6,329  | 6,729  | 7,141  |
| TFV-3084-PE  | 84     | 30    | 42     | 8                | 4,948 | -      | -      | -      |
| TFV-3684-PE  | 84     | 36    | 42     | 8                | 5,238 | -      | -      | -      |
| TFV-4284-PE  | 84     | 42    | 42     | 8                | 6,012 | 6,012  | 6,398  | 6,797  |
| TFV-4884-PE  | 84     | 48    | 42     | 8                | 6,545 | 6,545  | 6,946  | 7,358  |
| TFV-3090-PE  | 90     | 30    | 42     | 8                | 5,343 | -      | -      | -      |
| TFV-3690-PE  | 90     | 36    | 42     | 8                | 5,669 | -      | -      | -      |
| TFV-4290-PE  | 90     | 42    | 42     | 8                | 6,521 | 6,521  | 6,928  | 7,347  |
| TFV-4890-PE  | 90     | 48    | 42     | 8                | 7,112 | 7,112  | 7,534  | 7,968  |
| TFV-3096-PE  | 96     | 30    | 42     | 8                | 5,480 | -      | -      | -      |
| TFV-3696-PE  | 96     | 36    | 42     | 8                | 5,828 | -      | -      | -      |
| TFV-4296-PE  | 96     | 42    | 42     | 8                | 6,717 | 6,717  | 7,124  | 7,543  |
| TFV-4896-PE  | 96     | 48    | 42     | 8                | 7,340 | 7,340  | 7,761  | 8,195  |
| TFV-42102-PE | 102    | 42    | 42     | 8                | -     | 7,297  | 7,727  | 8,170  |
| TFV-48102-PE | 102    | 48    | 42     | 8                | -     | 7,988  | 8,432  | 8,891  |
| TFV-42108-PE | 108    | 42    | 42     | 10               | -     | 7,504  | 7,934  | 8,377  |
| TFV-48108-PE | 108    | 48    | 42     | 10               | -     | 8,228  | 8,673  | 9,130  |
| TFV-42114-PE | 114    | 42    | 42     | 10               | -     | 8,117  | 8,569  | 9,036  |
| TFV-48114-PE | 114    | 48    | 42     | 10               | -     | 8,914  | 9,383  | 9,865  |
| TFV-42120-PE | 120    | 42    | 42     | 10               | -     | 8,336  | 8,788  | 9,254  |
| TFV-48120-PE | 120    | 48    | 42     | 10               | -     | 9,168  | 9,636  | 10,118 |
| TFV-42132-PE | 132    | 42    | 42     | 10               | -     | 9,137  | 9,608  | 10,093 |
| TFV-48132-PE | 132    | 48    | 42     | 10               | -     | 10,076 | 10,564 | 11,067 |
| TFV-42144-PE | 144    | 42    | 42     | 12               | -     | 9,975  | 10,466 | 10,971 |
| TFV-48144-PE | 144    | 48    | 42     | 12               | -     | 11,028 | 11,534 | 12,056 |



# LAMINATE TOP WITH SQUARE EDGE

| OPTIONS  | CODE          | PRICE   | NOTES   |
|--|---------------|---------|---|
| Power & Data Options   |               |         | See pages 112-122   |
| <b>Polished Chrome Finish Options:</b>                           |               |         |   |
| Polished Chrome Open Frame Base                                  | Add -PCOF-TWE | \$2,881 |   |
| <b>Multi-Section Tops:</b>                                       |               |         |   |
| 102", 108", 114" and 120" one-piece tops split into two sections | Specify -2    | \$843   | Note: Power Matrix (center of table location only) cannot be specified when this option is selected |

## EDGE PROFILE



Two4Six Square Edge

## GENERAL INFORMATION

- Seating capacity based on 27" per person
- Overall table height 42"
- Standard with quarter cut veneer
- One section of wire management channel provided per table
- Racetrack Bases have a removable access door

### REQUIRED INFORMATION (ORDER CANNOT BE ENTERED WITHOUT THIS INFORMATION)

See appendix pages vi-viii for surface material options.

- Choose Laminate Finish
- Choose Solid Edge Band Finish or Coordinating Woodgrain Edge Band Finish
- Choose Metal Finish



# GLASS TOP



RECTANGLE TOP

**BASE KEY**

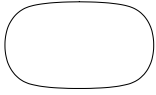
- OF    Open Frame
- RCL    Laminate Racetrack Base
- RCP    Painted Racetrack Base
- RCV    Veneer Racetrack Base

**RECTANGLE TOP TABLES**

| MODEL #     | LENGTH | WIDTH | HEIGHT | SEATING CAPACITY | -OF    | -RCL   | -RCP   | -RCV   |
|-------------|--------|-------|--------|------------------|--------|--------|--------|--------|
| TFP-3060-G  | 60     | 30    | 42     | 4                | 7,197  | -      | -      | -      |
| TFP-3660-G  | 60     | 36    | 42     | 4                | 7,532  | -      | -      | -      |
| TFP-4260-G  | 60     | 42    | 42     | 4                | 8,557  | -      | -      | -      |
| TFP-4860-G  | 60     | 48    | 42     | 4                | 9,231  | -      | -      | -      |
| TFP-3066-G  | 66     | 30    | 42     | 4                | 7,821  | -      | -      | -      |
| TFP-3666-G  | 66     | 36    | 42     | 4                | 8,211  | -      | -      | -      |
| TFP-4266-G  | 66     | 42    | 42     | 4                | 9,354  | -      | -      | -      |
| TFP-4866-G  | 66     | 48    | 42     | 4                | 10,117 | -      | -      | -      |
| TFP-3072-G  | 72     | 30    | 42     | 6                | 8,045  | -      | -      | -      |
| TFP-3672-G  | 72     | 36    | 42     | 6                | 8,471  | -      | -      | -      |
| TFP-4272-G  | 72     | 42    | 42     | 6                | 9,676  | 9,676  | 10,340 | 11,023 |
| TFP-4872-G  | 72     | 48    | 42     | 6                | 10,488 | 10,488 | 11,176 | 11,885 |
| TFP-3078-G  | 78     | 30    | 42     | 6                | 8,843  | -      | -      | -      |
| TFP-3678-G  | 78     | 36    | 42     | 6                | 9,336  | -      | -      | -      |
| TFP-4278-G  | 78     | 42    | 42     | 6                | 10,690 | 10,690 | 11,401 | 12,133 |
| TFP-4878-G  | 78     | 48    | 42     | 6                | 11,615 | 11,615 | 12,349 | 13,106 |
| TFP-3084-G  | 84     | 30    | 42     | 8                | 9,081  | -      | -      | -      |
| TFP-3684-G  | 84     | 36    | 42     | 8                | 9,613  | -      | -      | -      |
| TFP-4284-G  | 84     | 42    | 42     | 8                | 11,033 | 11,033 | 11,743 | 12,474 |
| TFP-4884-G  | 84     | 48    | 42     | 8                | 12,011 | 12,011 | 12,747 | 13,504 |
| TFP-3090-G  | 90     | 30    | 42     | 8                | 9,805  | -      | -      | -      |
| TFP-3690-G  | 90     | 36    | 42     | 8                | 10,404 | -      | -      | -      |
| TFP-4290-G  | 90     | 42    | 42     | 8                | 11,967 | 11,967 | 12,714 | 13,484 |
| TFP-4890-G  | 90     | 48    | 42     | 8                | 13,053 | 13,053 | 13,827 | 14,622 |
| TFP-3096-G  | 96     | 30    | 42     | 8                | 10,056 | -      | -      | -      |
| TFP-3696-G  | 96     | 36    | 42     | 8                | 10,696 | -      | -      | -      |
| TFP-4296-G  | 96     | 42    | 42     | 8                | 12,328 | 12,328 | 13,075 | 13,844 |
| TFP-4896-G  | 96     | 48    | 42     | 8                | 13,471 | 13,471 | 14,243 | 15,040 |
| TFP-42102-G | 102    | 42    | 42     | 8                | -      | 13,392 | 14,181 | 14,994 |
| TFP-48102-G | 102    | 48    | 42     | 8                | -      | 14,660 | 15,476 | 16,317 |
| TFP-42108-G | 108    | 42    | 42     | 10               | -      | 13,772 | 14,562 | 15,374 |
| TFP-48108-G | 108    | 48    | 42     | 10               | -      | 15,101 | 15,917 | 16,756 |
| TFP-42114-G | 114    | 42    | 42     | 10               | -      | 14,897 | 15,727 | 16,583 |
| TFP-48114-G | 114    | 48    | 42     | 10               | -      | 16,360 | 17,220 | 18,104 |
| TFP-42120-G | 120    | 42    | 42     | 10               | -      | 15,298 | 16,128 | 16,984 |
| TFP-48120-G | 120    | 48    | 42     | 10               | -      | 16,825 | 17,685 | 18,569 |
| TFP-42132-G | 132    | 42    | 42     | 10               | -      | 16,769 | 17,633 | 18,524 |
| TFP-48132-G | 132    | 48    | 42     | 10               | -      | 18,493 | 19,388 | 20,310 |
| TFP-42144-G | 144    | 42    | 42     | 12               | -      | 18,307 | 19,207 | 20,134 |
| TFP-48144-G | 144    | 48    | 42     | 12               | -      | 20,238 | 21,168 | 22,126 |



# GLASS TOP



SOFT RECTANGLE TOP

**BASE KEY**

- OF    Open Frame
- RCL    Laminate Racetrack Base
- RCP    Painted Racetrack Base
- RCV    Veneer Racetrack Base

**SOFT RECTANGLE TOP TABLES**

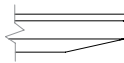
| MODEL #     | LENGTH | WIDTH | HEIGHT | SEATING CAPACITY | -OF    | -RCL   | -RCP   | -RCV   |
|-------------|--------|-------|--------|------------------|--------|--------|--------|--------|
| TFV-3060-G  | 60     | 30    | 42     | 4                | 7,197  | -      | -      | -      |
| TFV-3660-G  | 60     | 36    | 42     | 4                | 7,532  | -      | -      | -      |
| TFV-4260-G  | 60     | 42    | 42     | 4                | 8,557  | -      | -      | -      |
| TFV-4860-G  | 60     | 48    | 42     | 4                | 9,231  | -      | -      | -      |
| TFV-3066-G  | 66     | 30    | 42     | 4                | 7,821  | -      | -      | -      |
| TFV-3666-G  | 66     | 36    | 42     | 4                | 8,211  | -      | -      | -      |
| TFV-4266-G  | 66     | 42    | 42     | 4                | 9,354  | -      | -      | -      |
| TFV-4866-G  | 66     | 48    | 42     | 4                | 10,117 | -      | -      | -      |
| TFV-3072-G  | 72     | 30    | 42     | 6                | 8,045  | -      | -      | -      |
| TFV-3672-G  | 72     | 36    | 42     | 6                | 8,471  | -      | -      | -      |
| TFV-4272-G  | 72     | 42    | 42     | 6                | 9,676  | 9,676  | 10,340 | 11,023 |
| TFV-4872-G  | 72     | 48    | 42     | 6                | 10,488 | 10,488 | 11,176 | 11,885 |
| TFV-3078-G  | 78     | 30    | 42     | 6                | 8,843  | -      | -      | -      |
| TFV-3678-G  | 78     | 36    | 42     | 6                | 9,336  | -      | -      | -      |
| TFV-4278-G  | 78     | 42    | 42     | 6                | 10,690 | 10,690 | 11,401 | 12,133 |
| TFV-4878-G  | 78     | 48    | 42     | 6                | 11,615 | 11,615 | 12,349 | 13,106 |
| TFV-3084-G  | 84     | 30    | 42     | 8                | 9,081  | -      | -      | -      |
| TFV-3684-G  | 84     | 36    | 42     | 8                | 9,613  | -      | -      | -      |
| TFV-4284-G  | 84     | 42    | 42     | 8                | 11,033 | 11,033 | 11,743 | 12,474 |
| TFV-4884-G  | 84     | 48    | 42     | 8                | 12,011 | 12,011 | 12,747 | 13,504 |
| TFV-3090-G  | 90     | 30    | 42     | 8                | 9,805  | -      | -      | -      |
| TFV-3690-G  | 90     | 36    | 42     | 8                | 10,404 | -      | -      | -      |
| TFV-4290-G  | 90     | 42    | 42     | 8                | 11,967 | 11,967 | 12,714 | 13,484 |
| TFV-4890-G  | 90     | 48    | 42     | 8                | 13,053 | 13,053 | 13,827 | 14,622 |
| TFV-3096-G  | 96     | 30    | 42     | 8                | 10,056 | -      | -      | -      |
| TFV-3696-G  | 96     | 36    | 42     | 8                | 10,696 | -      | -      | -      |
| TFV-4296-G  | 96     | 42    | 42     | 8                | 12,328 | 12,328 | 13,075 | 13,844 |
| TFV-4896-G  | 96     | 48    | 42     | 8                | 13,471 | 13,471 | 14,243 | 15,040 |
| TFV-42102-G | 102    | 42    | 42     | 8                | -      | 13,392 | 14,181 | 14,994 |
| TFV-48102-G | 102    | 48    | 42     | 8                | -      | 14,660 | 15,476 | 16,317 |
| TFV-42108-G | 108    | 42    | 42     | 10               | -      | 13,772 | 14,562 | 15,374 |
| TFV-48108-G | 108    | 48    | 42     | 10               | -      | 15,101 | 15,917 | 16,756 |
| TFV-42114-G | 114    | 42    | 42     | 10               | -      | 14,897 | 15,727 | 16,583 |
| TFV-48114-G | 114    | 48    | 42     | 10               | -      | 16,360 | 17,220 | 18,104 |
| TFV-42120-G | 120    | 42    | 42     | 10               | -      | 15,298 | 16,128 | 16,984 |
| TFV-48120-G | 120    | 48    | 42     | 10               | -      | 16,825 | 17,685 | 18,569 |
| TFV-42132-G | 132    | 42    | 42     | 10               | -      | 16,769 | 17,633 | 18,524 |
| TFV-48132-G | 132    | 48    | 42     | 10               | -      | 18,493 | 19,388 | 20,310 |
| TFV-42144-G | 144    | 42    | 42     | 12               | -      | 18,307 | 19,207 | 20,134 |
| TFV-48144-G | 144    | 48    | 42     | 12               | -      | 20,238 | 21,168 | 22,126 |



# GLASS TOP

| OPTIONS  | CODE          | PRICE   | NOTES   |
|--|---------------|---------|---|
| Power & Data Options   |               |         | See pages 112-122   |
| <b>Polished Chrome Finish Options:</b>                           |               |         |   |
| Polished Chrome Open Frame Base                                  | Add -PCOF-TWE | \$2,881 |   |
| <b>Satin Glass Options:</b>                                      |               |         |   |
| Satin Glass  | Add -TFSG     | \$691   |   |
| <b>Multi-Section Tops:</b>                                       |               |         |   |
| 102", 108", 114" and 120" one-piece tops split into two sections | Specify -2    | \$843   | Note: Power Matrix (center of table location only) cannot be specified when this option is selected |

## EDGE PROFILE



Two4Six Glass Edge

## GENERAL INFORMATION

- Tops are 1-1/8"-thick with 3/16"-thick hardwood edge band
- Seating capacity based on 27" per person
- Overall table height 42"
- Standard with quarter cut veneer
- One section of wire management channel provided per table
- Racetrack Bases have a removable access door

### REQUIRED INFORMATION (ORDER CANNOT BE ENTERED WITHOUT THIS INFORMATION)

See appendix pages vi-viii for surface material options.

- Choose Glass Finish
- Choose Metal Finish
- Choose Solid Edge Band Finish or Coordinating Woodgrain Edge Band Finish, if -RCL Base specified
- Choose Sub-Top Finish: Paint Finish or Wood Species & Finish



# SOLID SURFACE TOP



RECTANGLE TOP

**BASE KEY**

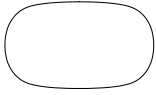
- OF    Open Frame
- RCL    Laminate Racetrack Base
- RCP    Painted Racetrack Base
- RCV    Veneer Racetrack Base

**RECTANGLE TOP TABLES**

| MODEL #      | LENGTH | WIDTH | HEIGHT | SEATING CAPACITY | -OF    | -RCL   | -RCP   | -RCV   |
|--------------|--------|-------|--------|------------------|--------|--------|--------|--------|
| TFP-3060-SS  | 60     | 30    | 42     | 4                | 7,520  | -      | -      | -      |
| TFP-3660-SS  | 60     | 36    | 42     | 4                | 7,870  | -      | -      | -      |
| TFP-4260-SS  | 60     | 42    | 42     | 4                | 8,941  | -      | -      | -      |
| TFP-4860-SS  | 60     | 48    | 42     | 4                | 9,645  | -      | -      | -      |
| TFP-3066-SS  | 66     | 30    | 42     | 4                | 8,172  | -      | -      | -      |
| TFP-3666-SS  | 66     | 36    | 42     | 4                | 8,579  | -      | -      | -      |
| TFP-4266-SS  | 66     | 42    | 42     | 4                | 9,774  | -      | -      | -      |
| TFP-4866-SS  | 66     | 48    | 42     | 4                | 10,571 | -      | -      | -      |
| TFP-3072-SS  | 72     | 30    | 42     | 6                | 8,406  | -      | -      | -      |
| TFP-3672-SS  | 72     | 36    | 42     | 6                | 8,851  | -      | -      | -      |
| TFP-4272-SS  | 72     | 42    | 42     | 6                | 10,110 | 10,110 | 10,804 | 11,518 |
| TFP-4872-SS  | 72     | 48    | 42     | 6                | 10,959 | 10,959 | 11,678 | 12,418 |
| TFP-3078-SS  | 78     | 30    | 42     | 6                | 9,239  | -      | -      | -      |
| TFP-3678-SS  | 78     | 36    | 42     | 6                | 9,754  | -      | -      | -      |
| TFP-4278-SS  | 78     | 42    | 42     | 6                | 11,169 | 11,169 | 11,913 | 12,677 |
| TFP-4878-SS  | 78     | 48    | 42     | 6                | 12,136 | 12,136 | 12,904 | 13,694 |
| TFP-3084-SS  | 84     | 30    | 42     | 8                | 9,489  | -      | -      | -      |
| TFP-3684-SS  | 84     | 36    | 42     | 8                | 10,045 | -      | -      | -      |
| TFP-4284-SS  | 84     | 42    | 42     | 8                | 11,528 | 11,528 | 12,270 | 13,034 |
| TFP-4884-SS  | 84     | 48    | 42     | 8                | 12,550 | 12,550 | 13,319 | 14,110 |
| TFP-3090-SS  | 90     | 30    | 42     | 8                | 10,245 | -      | -      | -      |
| TFP-3690-SS  | 90     | 36    | 42     | 8                | 10,871 | -      | -      | -      |
| TFP-4290-SS  | 90     | 42    | 42     | 8                | 12,504 | 12,504 | 13,285 | 14,089 |
| TFP-4890-SS  | 90     | 48    | 42     | 8                | 13,639 | 13,639 | 14,447 | 15,278 |
| TFP-3096-SS  | 96     | 30    | 42     | 8                | 10,507 | -      | -      | -      |
| TFP-3696-SS  | 96     | 36    | 42     | 8                | 11,176 | -      | -      | -      |
| TFP-4296-SS  | 96     | 42    | 42     | 8                | 12,881 | 12,881 | 13,662 | 14,465 |
| TFP-4896-SS  | 96     | 48    | 42     | 8                | 14,076 | 14,076 | 14,882 | 15,715 |
| TFP-42102-SS | 102    | 42    | 42     | 8                | -      | 13,992 | 14,817 | 15,666 |
| TFP-48102-SS | 102    | 48    | 42     | 8                | -      | 15,318 | 16,170 | 17,049 |
| TFP-42108-SS | 108    | 42    | 42     | 10               | -      | 14,390 | 15,215 | 16,064 |
| TFP-48108-SS | 108    | 48    | 42     | 10               | -      | 15,779 | 16,631 | 17,508 |
| TFP-42114-SS | 114    | 42    | 42     | 10               | -      | 15,565 | 16,433 | 17,327 |
| TFP-48114-SS | 114    | 48    | 42     | 10               | -      | 17,094 | 17,992 | 18,917 |
| TFP-42120-SS | 120    | 42    | 42     | 10               | -      | 15,984 | 16,851 | 17,746 |
| TFP-48120-SS | 120    | 48    | 42     | 10               | -      | 17,580 | 18,478 | 19,402 |
| TFP-42132-SS | 132    | 42    | 42     | 10               | -      | 17,521 | 18,424 | 19,355 |
| TFP-48132-SS | 132    | 48    | 42     | 10               | -      | 19,323 | 20,258 | 21,221 |
| TFP-42144-SS | 144    | 42    | 42     | 12               | -      | 19,129 | 20,069 | 21,037 |
| TFP-48144-SS | 144    | 48    | 42     | 12               | -      | 21,146 | 22,118 | 23,119 |



## SOLID SURFACE TOP



SOFT RECTANGLE TOP

## BASE KEY

OF Open Frame

RCL Laminate Racetrack Base  
RCP Painted Racetrack Base  
RCV Veneer Racetrack Base

## SOFT RECTANGLE TOP TABLES

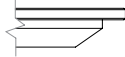
| MODEL #      | LENGTH | WIDTH | HEIGHT | SEATING CAPACITY | -OF    | -RCL   | -RCP   | -RCV   |
|--------------|--------|-------|--------|------------------|--------|--------|--------|--------|
| TFV-3060-SS  | 60     | 30    | 42     | 4                | 7,520  | -      | -      | -      |
| TFV-3660-SS  | 60     | 36    | 42     | 4                | 7,870  | -      | -      | -      |
| TFV-4260-SS  | 60     | 42    | 42     | 4                | 8,941  | -      | -      | -      |
| TFV-4860-SS  | 60     | 48    | 42     | 4                | 9,645  | -      | -      | -      |
| TFV-3066-SS  | 66     | 30    | 42     | 4                | 8,172  | -      | -      | -      |
| TFV-3666-SS  | 66     | 36    | 42     | 4                | 8,579  | -      | -      | -      |
| TFV-4266-SS  | 66     | 42    | 42     | 4                | 9,774  | -      | -      | -      |
| TFV-4866-SS  | 66     | 48    | 42     | 4                | 10,571 | -      | -      | -      |
| TFV-3072-SS  | 72     | 30    | 42     | 6                | 8,406  | -      | -      | -      |
| TFV-3672-SS  | 72     | 36    | 42     | 6                | 8,851  | -      | -      | -      |
| TFV-4272-SS  | 72     | 42    | 42     | 6                | 10,110 | 10,110 | 10,804 | 11,518 |
| TFV-4872-SS  | 72     | 48    | 42     | 6                | 10,959 | 10,959 | 11,678 | 12,418 |
| TFV-3078-SS  | 78     | 30    | 42     | 6                | 9,239  | -      | -      | -      |
| TFV-3678-SS  | 78     | 36    | 42     | 6                | 9,754  | -      | -      | -      |
| TFV-4278-SS  | 78     | 42    | 42     | 6                | 11,169 | 11,169 | 11,913 | 12,677 |
| TFV-4878-SS  | 78     | 48    | 42     | 6                | 12,136 | 12,136 | 12,904 | 13,694 |
| TFV-3084-SS  | 84     | 30    | 42     | 8                | 9,489  | -      | -      | -      |
| TFV-3684-SS  | 84     | 36    | 42     | 8                | 10,045 | -      | -      | -      |
| TFV-4284-SS  | 84     | 42    | 42     | 8                | 11,528 | 11,528 | 12,270 | 13,034 |
| TFV-4884-SS  | 84     | 48    | 42     | 8                | 12,550 | 12,550 | 13,319 | 14,110 |
| TFV-3090-SS  | 90     | 30    | 42     | 8                | 10,245 | -      | -      | -      |
| TFV-3690-SS  | 90     | 36    | 42     | 8                | 10,871 | -      | -      | -      |
| TFV-4290-SS  | 90     | 42    | 42     | 8                | 12,504 | 12,504 | 13,285 | 14,089 |
| TFV-4890-SS  | 90     | 48    | 42     | 8                | 13,639 | 13,639 | 14,447 | 15,278 |
| TFV-3096-SS  | 96     | 30    | 42     | 8                | 10,507 | -      | -      | -      |
| TFV-3696-SS  | 96     | 36    | 42     | 8                | 11,176 | -      | -      | -      |
| TFV-4296-SS  | 96     | 42    | 42     | 8                | 12,881 | 12,881 | 13,662 | 14,465 |
| TFV-4896-SS  | 96     | 48    | 42     | 8                | 14,076 | 14,076 | 14,882 | 15,715 |
| TFV-42102-SS | 102    | 42    | 42     | 8                | -      | 13,992 | 14,817 | 15,666 |
| TFV-48102-SS | 102    | 48    | 42     | 8                | -      | 15,318 | 16,170 | 17,049 |
| TFV-42108-SS | 108    | 42    | 42     | 10               | -      | 14,390 | 15,215 | 16,064 |
| TFV-48108-SS | 108    | 48    | 42     | 10               | -      | 15,779 | 16,631 | 17,508 |
| TFV-42114-SS | 114    | 42    | 42     | 10               | -      | 15,565 | 16,433 | 17,327 |
| TFV-48114-SS | 114    | 48    | 42     | 10               | -      | 17,094 | 17,992 | 18,917 |
| TFV-42120-SS | 120    | 42    | 42     | 10               | -      | 15,984 | 16,851 | 17,746 |
| TFV-48120-SS | 120    | 48    | 42     | 10               | -      | 17,580 | 18,478 | 19,402 |
| TFV-42132-SS | 132    | 42    | 42     | 10               | -      | 17,521 | 18,424 | 19,355 |
| TFV-48132-SS | 132    | 48    | 42     | 10               | -      | 19,323 | 20,258 | 21,221 |
| TFV-42144-SS | 144    | 42    | 42     | 12               | -      | 19,129 | 20,069 | 21,037 |
| TFV-48144-SS | 144    | 48    | 42     | 12               | -      | 21,146 | 22,118 | 23,119 |



# SOLID SURFACE TOP

| OPTIONS  | CODE          | PRICE   | NOTES   |
|--|---------------|---------|---|
| Power & Data Options   |               |         | See pages 112-122   |
| <b>Polished Chrome Finish Options:</b>                           |               |         |   |
| Polished Chrome Open Frame Base                                  | Add -PCOF-TWE | \$2,881 |   |
| <b>Multi-Section Tops:</b>                                       |               |         |   |
| 102", 108", 114" and 120" one-piece tops split into two sections | Specify -2    | \$843   | Note: Power Matrix (center of table location only) cannot be specified when this option is selected |

## EDGE PROFILE



Two4Six Solid Surface Edge

## GENERAL INFORMATION

- Seating capacity based on 27" per person
- Overall table height 42"
- Standard with quarter cut veneer
- One section of wire management channel provided per table
- Racetrack Bases have a removable access door

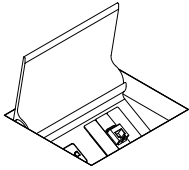
**REQUIRED INFORMATION (ORDER CANNOT BE ENTERED WITHOUT THIS INFORMATION)**

See appendix pages vi-viii for surface material options.

- Choose Solid Surface Finish
- Choose Metal Finish
- Choose Solid Edge Band Finish or Coordinating Woodgrain Edge Band Finish, if -RCL Base specified

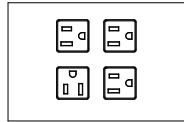


# POWER AND DATA OPTIONS

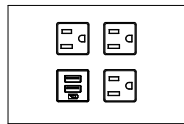
| POWER MATRIX SMALL  | MODEL # | DESCRIPTION        | W x D     | SIMPLEX OUTLETS | BLANK | DATA* | PRICE |
|---|---------|--------------------|-----------|-----------------|-------|-------|-------|
|  | PM-SM-G | Small - Glass Door | 6 x 5.375 | 2               | 2     | 1     | 1,635 |
|   | PM-SM-M | Small - Metal Door | 6 x 5.375 | 2               | 2     | 1     | 1,635 |
|   | PM-SM-W | Small - Wood Door  | 6 x 5.375 | 2               | 2     | 1     | 2,062 |

\*Each data faceplate includes two RJ-45 (Data) connectors

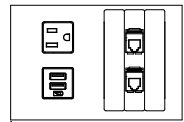
| OPTIONS                                | CODE                | PRICE                | NOTES  |
|--|---------------------|----------------------|--|
| 4 Simplex Receptacles                  | Add <b>-FOUR</b>    | No Charge            | Replace Modular AV Inserts/Plates with 2 simplex receptacles   |
| 3 Simplex Receptacles/Charging USB-A+C | Add <b>-THREE-C</b> | No Charge            | Replace Modular AV Inserts/Plates with 1 simplex receptacle and 1 charging USB-A+C                                       |
| USB-A+C Charging                       | Add <b>-USB-C</b>   | \$128 per unit       | USB-A+C charger, replaces one of the simplex outlets   |
| Polished Chrome Door                   | Add <b>-PD</b>      | \$245 per unit       | Only available with metal door option  |
| Polished Chrome Bezel                  | Add <b>-PB</b>      | \$349 per unit       | Only available on glass, stone/quartz and laminate top tables  |
| Field-Wired                            | Add <b>-FW</b>      | Deduct \$48 per unit | May be required in New York City, Chicago and San Francisco. Check with an electrician for local codes and requirements. |
| Single Infeed Option Available         | See page 115        |                      |  |



-FOUR



-THREE-C



-USB-C

### GENERAL INFORMATION

- Wood species and finish will default to the same as the table top if wood door version is specified
- Glass & wood doors are 1/4"-thick, metal doors are 1/8"-thick
- Glass door is back-painted low-iron glass
- Interior body is clear anodized aluminum
- Each unit includes a 15 amp, 12' power infeed (plug in only)
- If Field-Wired option is specified, each unit includes a 6' flexible metal conduit and requires a hardwire connection
- Standard configuration: Two simplex receptacles, two RJ-45 data connectors and two single blank faceplates
- When specified on tables with laminate, glass or stone/quartz tops, each Power Matrix unit will include a metal bezel and is limited to the glass and metal door options. (-B) will be added to the model number for the bezel.
- Not available on Standing Height Media Tables
- Additional data/AV faceplate options are on pages 115

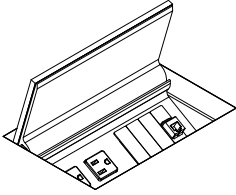
### REQUIRED INFORMATION: (ORDER CANNOT BE ENTERED WITHOUT THIS INFORMATION)

See appendix pages vi-viii for surface material options.

- Choose location code & quantity from the chart on page 115
- Choose Glass Door Finish, if glass door version is specified
- Choose Metal Finish, if metal door version is specified or for the bezel finish on laminate, glass and stone/quartz tables



# POWER AND DATA OPTIONS

| POWER MATRIX MEDIUM   | MODEL # | DESCRIPTION         | W x D    | SIMPLEX OUTLETS | BLANK | DATA* | PRICE |
|---|---------|---------------------|----------|-----------------|-------|-------|-------|
|  | PM-MD-G | Medium - Glass Door | 6 x 8.25 | 4               | 3     | 1     | 2,576 |
|   | PM-MD-M | Medium - Metal Door | 6 x 8.25 | 4               | 3     | 1     | 2,576 |
|   | PM-MD-W | Medium - Wood Door  | 6 x 8.25 | 4               | 3     | 1     | 3,006 |

\*Each data faceplate includes two RJ-45 (Data) connectors

| OPTIONS                        | CODE              | PRICE                | NOTES  |
|--------------------------------|-------------------|----------------------|--|
| USB-A+C Charging               | Add <b>-USB-C</b> | \$128 per unit       | USB-A+C charger, replaces one of the simplex outlets   |
| Polished Chrome Door           | Add <b>-PD</b>    | \$330 per unit       | Only available with metal door option  |
| Polished Chrome Bezel          | Add <b>-PB</b>    | \$390 per unit       | Only available on glass, stone/quartz and laminate top tables  |
| Field-Wired                    | Add <b>-FW</b>    | Deduct \$48 per unit | May be required in New York City, Chicago and San Francisco. Check with an electrician for local codes and requirements. |
| Single Infeed Option Available | See page 115      |                      |  |

## GENERAL INFORMATION

- Wood species and finish will default to the same as the table top if wood door version is specified
- Glass & wood doors are 1/4"-thick, metal doors are 1/8"-thick
- Glass door is back-painted low-iron glass
- Interior body is clear anodized aluminum
- Each unit includes a 15 amp, 12' power infeed (plug in only)
- If Field-Wired option is specified, each unit includes a 6' flexible metal conduit and requires a hardwire connection
- Standard configuration: Two simplex receptacles, two RJ-45 data connectors and two single blank faceplates
- When specified on tables with laminate, glass or stone/quartz tops, each Power Matrix unit will include a metal bezel and is limited to the glass and metal door options. (-B) will be added to the model number for the bezel.
- Not available on Standing Height Media Tables
- Additional data/AV faceplate options are on pages 115

### REQUIRED INFORMATION: (ORDER CANNOT BE ENTERED WITHOUT THIS INFORMATION)

See appendix pages vi-viii for surface material options.

- Choose location code & quantity from the chart on page 115
- Choose Glass Door Finish, if glass door version is specified
- Choose Metal Finish, if metal door version is specified or for the bezel finish on laminate, glass and stone/quartz tables



# POWER AND DATA OPTIONS

| LOCATION CODES | POWER MATRIX SMALL | POWER MATRIX MEDIUM | LOCATION                           | QUANTITY OF UNITS TO ORDER |
|----------------|--------------------|---------------------|------------------------------------|----------------------------|
| PS-1           | PM-1               |                     | One at center                      | 1                          |
| PS-1W          | PM-1W              |                     | One at wall end (Media Table only) | 1                          |
| PS-2*          | PM-2*              |                     | One at each end                    | 2                          |
| PS-3*          | PM-3*              |                     | One at center and one at each end  | 3                          |
| PS-4*          | PM-4*              |                     | Four equally spaced                | 4                          |

\*Not offered on Media Tables or Standing Height Tables

## DOOR MATERIAL AND LOCATION AVAILABILITY BY TABLE SIZE

W = Wood Door      G = Glass Door      M = Metal Door

| Length | Top Sections | Power Matrix Small |                    |       |       |       | Power Matrix Medium |                    |       |       |       |
|--------|--------------|--------------------|--------------------|-------|-------|-------|---------------------|--------------------|-------|-------|-------|
|        |              | PS-1               | PS-1W <sup>†</sup> | PS-2* | PS-3* | PS-4* | PM-1                | PM-1W <sup>†</sup> | PM-2* | PM-3* | PM-4* |
| 48     | 1            | W/G/M              | -                  | -     | -     | -     | -                   | -                  | -     | -     | -     |
| 54     | 1            | W/G/M              | -                  | -     | -     | -     | -                   | -                  | -     | -     | -     |
| 60     | 1            | W/G/M              | W/G/M              | -     | -     | -     | -                   | W/G/M              | -     | -     | -     |
| 66     | 1            | W/G/M              | W/G/M              | -     | -     | -     | W/G/M               | W/G/M              | -     | -     | -     |
| 72     | 1            | W/G/M              | W/G/M              | -     | -     | -     | W/G/M               | W/G/M              | -     | -     | -     |
| 84     | 1            | W/G/M              | W/G/M              | -     | -     | -     | W/G/M               | W/G/M              | -     | -     | -     |
| 90     | 1            | W/G/M              | W/G/M              | -     | -     | -     | W/G/M               | W/G/M              | -     | -     | -     |
| 96     | 1            | W/G/M              | W/G/M              | -     | -     | -     | W/G/M               | W/G/M              | -     | -     | -     |
| 102    | 1            | W/G/M              | -                  | W/G/M | W/G/M | -     | W/G/M               | -                  | W/G/M | W/G/M | -     |
| 102    | 2            | -                  | -                  | W/G/M | -     | -     | -                   | -                  | W/G/M | -     | -     |
| 108    | 1            | W/G/M              | -                  | W/G/M | W/G/M | -     | W/G/M               | -                  | W/G/M | W/G/M | -     |
| 108    | 2            | -                  | -                  | W/G/M | -     | -     | -                   | -                  | W/G/M | -     | -     |
| 114    | 1            | W/G/M              | -                  | W/G/M | W/G/M | -     | W/G/M               | -                  | W/G/M | W/G/M | -     |
| 114    | 2            | -                  | -                  | W/G/M | -     | -     | -                   | -                  | W/G/M | -     | -     |
| 120    | 1            | W/G/M              | -                  | W/G/M | W/G/M | -     | W/G/M               | -                  | W/G/M | W/G/M | -     |
| 120    | 2            | -                  | -                  | W/G/M | -     | -     | -                   | -                  | W/G/M | -     | -     |
| 132    | 2            | -                  | -                  | W/G/M | -     | W/G/M | -                   | -                  | W/G/M | -     | W/G/M |
| 144    | 2            | -                  | -                  | W/G/M | -     | W/G/M | -                   | -                  | W/G/M | -     | W/G/M |
| 156    | 2            | -                  | -                  | W/G/M | -     | W/G/M | -                   | -                  | W/G/M | -     | W/G/M |
| 168    | 2            | -                  | -                  | W/G/M | -     | W/G/M | -                   | -                  | W/G/M | -     | W/G/M |
| 180    | 2            | -                  | -                  | W/G/M | -     | W/G/M | -                   | -                  | W/G/M | -     | W/G/M |
| 192    | 2            | -                  | -                  | W/G/M | -     | W/G/M | -                   | -                  | W/G/M | -     | W/G/M |
| 192    | 4            | -                  | -                  | W/G/M | -     | W/G/M | -                   | -                  | W/G/M | -     | W/G/M |
| 204    | 2            | -                  | -                  | W/G/M | -     | W/G/M | -                   | -                  | W/G/M | -     | W/G/M |
| 204    | 4            | -                  | -                  | W/G/M | -     | W/G/M | -                   | -                  | W/G/M | -     | W/G/M |
| 216    | 2            | -                  | -                  | W/G/M | -     | W/G/M | -                   | -                  | W/G/M | -     | W/G/M |
| 216    | 4            | -                  | -                  | W/G/M | -     | W/G/M | -                   | -                  | W/G/M | -     | W/G/M |
| 228    | 2            | -                  | -                  | W/G/M | -     | W/G/M | -                   | -                  | W/G/M | -     | W/G/M |
| 228    | 4            | -                  | -                  | W/G/M | -     | W/G/M | -                   | -                  | W/G/M | -     | W/G/M |
| 240    | 2            | -                  | -                  | W/G/M | -     | W/G/M | -                   | -                  | W/G/M | -     | W/G/M |
| 240    | 4            | -                  | -                  | W/G/M | -     | W/G/M | -                   | -                  | W/G/M | -     | W/G/M |

<sup>†</sup>Available on Media Tables only

\*Not offered on Media Tables or Standing Height Tables




# POWER AND DATA OPTIONS

| SINGLE INFEED OPTION | MODEL # | DESCRIPTION                             | PRICE |
|----------------------|---------|---|-------|
|                      | SI-H    | Single In-Feed Option, Hard-wired       | 608   |
|                      | SI-C    | Single In-Feed Option, Corded (Plug-in) | 734   |

## GENERAL INFORMATION

- Tables 72" - 120" in length include 2 duplex receptacles with the modular power system
- Tables 132" - 240" in length include 3 duplex receptacles with the modular power system
- Hardwired and Corded Single In-Feed options are 7' long
- Single In-Feed option cannot be specified in conjunction with the Field-Wired (-FW) option
- Corded Single In-Feed option will require a 20-amp power outlet in the floor monument and reduces the modular electrical system in the table to a single circuit

| RETRACTORS   | MODEL #    | DESCRIPTION            | PRICE |
|--|------------|------------------------|-------|
| <br>CR-HDMI | CR-CAT6    | CAT6 Retractor         | 996   |
|  | CR-HDMI    | HDMI Retractor         | 996   |
|  | CR-DISPLAY | Display Port Retractor | 996   |
|  | CR-USB     | Data USB Retractor     | 996   |

## GENERAL INFORMATION

- Mounting bracket and attaching hardware included with each retractor
- Can only be used with Power Matrix Small or Medium units
- Not available on square, round or soft square tables
- One Cable Pass Through Set (one top, one bottom) Modular AV Insert/Plate included. Double style Modular AV Inserts/Plates.
- See page 15 for availability by table size

| DATA FACEPLATES | MODEL # | DESCRIPTION  | STYLE  | W x H         | PRICE |
|-----------------|---------|--|--------|---------------|-------|
|                 | FLDF-1  | Blank faceplate, single height   | Single | 3-1/2 x 5/8   | 81    |
|                 | FLDF-2  | One VGA 15-pin HD Female to Female Gender Changer, one 3.5mm Stereo Mini Jack to Solder Tabs | Single | 3-1/2 x 5/8   | 284   |
|                 | FLDF-3  | One VGA 15-pin HD Female to Female Gender Changer  | Single | 3-1/2 x 5/8   | 223   |
|                 | FLDF-4  | One RJ-11 Female to Punch Down - Phone   | Single | 3-1/2 x 5/8   | 223   |
|                 | FLDF-5  | One RJ-45 Female to Female Barrel - Data   | Single | 3-1/2 x 5/8   | 182   |
|                 | FLDF-6  | Two RJ-45 Female to Female Barrels, single height  | Single | 3-1/2 x 5/8   | 244   |
|                 | FLDF-7  | Two RJ-45 Female to Punch Down for CAT 6 - AMP   | Single | 3-1/2 x 5/8   | 345   |
|                 | FLDF-8  | Two RJ-45 Female to Punch Down for CAT 6 - Leviton   | Single | 3-1/2 x 5/8   | 345   |
|                 | FLDF-10 | Two RJ-45 Female to Punch Down for CAT 6 - Panduit   | Single | 3-1/2 x 5/8   | 345   |
|                 | FLDF-11 | Two USB A Female to Two USB A Female on 10" Pigtales   | Single | 3-1/2 x 5/8   | 386   |
|                 | FLDF-12 | Blank faceplate, double height   | Double | 3-1/2 x 1-3/8 | 101   |
|                 | FLDF-13 | Two RJ-45 Female to Female Barrels, double height  | Double | 3-1/2 x 1-3/8 | 244   |
|                 | FLDF-14 | Cable Pass-Through Set - one top, one bottom   | Double | 3-1/2 x 1-3/8 | 426   |
|                 | FLDF-15 | One HDMI Female to Female Barrel   | Single | 3-1/2 x 5/8   | 284   |

## GENERAL INFORMATION

- Each TW-RAIL-DATA unit holds two single space faceplates
- Faceplates are black



# POWER AND DATA OPTIONS

| FOUR PORT POWER CAP | MODEL #      | SHAPE     | DESCRIPTION                                | L x W | SIMPLEX<br>OUTLETS | DUAL<br>USB-A+C | DATA | ONE AT<br>CENTER<br>OR END | ONE AT<br>EACH END | EQUALLY<br>SPACED<br>STARTING<br>AT 96" | EQUALLY<br>SPACED<br>STARTING<br>AT 132" |
|---------------------|--------------|-----------|--|-------|--------------------|-----------------|------|----------------------------|--------------------|---|--|
|                     |              |           |  |       |                    |                 |      | -1                         | -2                 | -3                                      | -4                                       |
| <p>CAP-SUUS</p>     | CAP-SUUS-B-C | Racetrack | Black Simplex                              | 9 x 2 | 2                  | 2               | -    | 1,710                      | 3,420              | 5,130                                   | 6,840                                    |
|                     | CAP-SUUS-W-C | Racetrack | White Simplex                              | 9 x 2 | 2                  | 2               | -    | 1,710                      | 3,420              | 5,130                                   | 6,840                                    |
| <p>CAP-SUAA</p>     | CAP-SUAA-B-C | Racetrack | Black Simplex /<br>Modular AV Insert/Plate | 9 x 2 | 1                  | 1               | 2    | 1,419                      | 2,838              | 4,257                                   | 5,676                                    |
|                     | CAP-SUAA-W-C | Racetrack | White Simplex /<br>Modular AV Insert/Plate | 9 x 2 | 1                  | 1               | 2    | 1,419                      | 2,838              | 4,257                                   | 5,676                                    |
| <p>CAP-SSAA</p>     | CAP-SSAA-B   | Racetrack | Black Simplex /<br>Modular AV Insert/Plate | 9 x 2 | 2                  | -               | 2    | 1,245                      | 2,490              | 3,735                                   | 4,980                                    |
|                     | CAP-SSAA-W   | Racetrack | White Simplex /<br>Modular AV Insert/Plate | 9 x 2 | 2                  | -               | 2    | 1,245                      | 2,490              | 3,735                                   | 4,980                                    |

| OPTIONS               | CODE            | PRICE              | NOTES  |
|-----------------------|-----------------|--------------------|--|
| Polished Chrome Plate | Add <b>-PCP</b> | \$78 per unit      |  |
| Field-Wired           | Add <b>-FW</b>  | Add \$107 per unit | May be required in New York City, Chicago and San Francisco. Check with an electrician for local codes and requirements. |

### GENERAL INFORMATION

- Data includes two single space Modular AV Inserts/Plates
- Reference location chart

**REQUIRED INFORMATION: (ORDER CANNOT BE ENTERED WITHOUT THIS INFORMATION)**

- See appendix pages vi-viii for surface material options.
- Choose Metal Finish (unless Polished Chrome has been specified)

| TWO PORT POWER CAP | MODEL #    | SHAPE     | DESCRIPTION   | L x W   | SIMPLEX<br>OUTLETS | DUAL<br>USB-A+C | DATA | ONE AT<br>CENTER<br>OR END | ONE AT<br>EACH END | EQUALLY<br>SPACED<br>STARTING<br>AT 96" | EQUALLY<br>SPACED<br>STARTING<br>AT 132" |
|--------------------|------------|-----------|---------------|---------|--------------------|-----------------|------|----------------------------|--------------------|---|--|
|                    |            |           |               |         |                    |                 |      | -1                         | -2                 | -3                                      | -4                                       |
| <p>CAP-SU</p>      | CAP-SU-B-C | Racetrack | Black Simplex | 5.5 x 2 | 1                  | 1               | -    | 1,249                      | 2,498              | 3,747                                   | 4,996                                    |
|                    | CAP-SU-W-C | Racetrack | White Simplex | 5.5 x 2 | 1                  | 1               | -    | 1,249                      | 2,498              | 3,747                                   | 4,996                                    |
| <p>CAP-SS</p>      | CAP-SS-B   | Racetrack | Black Simplex | 5.5 x 2 | 2                  | -               | -    | 1,072                      | 2,144              | 3,216                                   | 4,288                                    |
|                    | CAP-SS-W   | Racetrack | White Simplex | 5.5 x 2 | 2                  | -               | -    | 1,072                      | 2,144              | 3,216                                   | 4,288                                    |

| OPTIONS               | CODE            | PRICE              | NOTES  |
|-----------------------|-----------------|--------------------|--|
| Polished Chrome Plate | Add <b>-PCP</b> | \$78 per unit      |  |
| Field-Wired           | Add <b>-FW</b>  | Add \$107 per unit | May be required in New York City, Chicago and San Francisco. Check with an electrician for local codes and requirements. |

### GENERAL INFORMATION


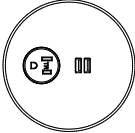

- Reference location chart

**REQUIRED INFORMATION: (ORDER CANNOT BE ENTERED WITHOUT THIS INFORMATION)**

- See appendix pages vi-viii for surface material options.
- Choose Metal Finish (unless Polished Chrome has been specified)



# POWER AND DATA OPTIONS

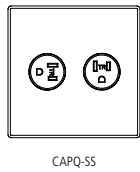
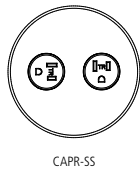
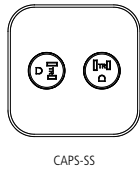
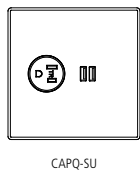
| TWO PORT SOFT SQUARE, ROUND OR SQUARE POWER CAP                                   | MODEL #     | SHAPE       | DESCRIPTION   | L x W | SIMPLEX OUTLETS | DUAL USB-A+C | PRICE |
|---|-------------|-------------|---------------|-------|-----------------|--------------|-------|
|  | CAPS-SU-B-C | Soft Square | Black Simplex | 5x5   | 1               | 1            | 1,249 |
|   | CAPS-SU-W-C | Soft Square | White Simplex | 5x5   | 1               | 1            | 1,249 |
|   | CAPR-SU-B-C | Round       | Black Simplex | 5x5   | 1               | 1            | 1,249 |
|   | CAPR-SU-W-C | Round       | White Simplex | 5x5   | 1               | 1            | 1,249 |
|  | CAPQ-SU-B-C | Square      | Black Simplex | 5x5   | 1               | 1            | 1,249 |
|   | CAPQ-SU-W-C | Square      | White Simplex | 5x5   | 1               | 1            | 1,249 |
|   | CAPS-SS-B   | Soft Square | Black Simplex | 5x5   | 2               | -            | 1,072 |
|   | CAPS-SS-W   | Soft Square | White Simplex | 5x5   | 2               | -            | 1,072 |
|  | CAPR-SS-B   | Round       | Black Simplex | 5x5   | 2               | -            | 1,072 |
|   | CAPR-SS-W   | Round       | White Simplex | 5x5   | 2               | -            | 1,072 |
|   | CAPQ-SS-B   | Square      | Black Simplex | 5x5   | 2               | -            | 1,072 |
|   | CAPQ-SS-W   | Square      | White Simplex | 5x5   | 2               | -            | 1,072 |

| OPTIONS               | CODE            | PRICE              | NOTES  |
|-----------------------|-----------------|--------------------|--|
| Polished Chrome Plate | Add <b>-PCP</b> | \$78 per unit      |  |
| Field-Wired           | Add <b>-FW</b>  | Add \$107 per unit | May be required in New York City, Chicago and San Francisco. Check with an electrician for local codes and requirements. |

### GENERAL INFORMATION

- Available on Radius Square & Round Tops only
- Available at center location only

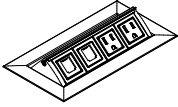
**REQUIRED INFORMATION: (ORDER CANNOT BE ENTERED WITHOUT THIS INFORMATION)**  
 See appendix pages vi-viii for surface material options.  
 ▪ Choose Metal Finish (unless Polished Chrome has been specified)



| LOCATION CODES | POWER CAP | DESCRIPTION  | LOCATION                            | QUANTITY OF UNITS TO ORDER |
|----------------|-----------|--|-------------------------------------|----------------------------|
|                | CP4-1     | Power Cap 4 Port Racetrack Shape                             | One at Center                       | 1                          |
|                | CP4-1W    | Power Cap 4 Port Racetrack Shape (Media Table)               | One at End (Media Table Only)       | 1                          |
|                | CP4-2     | Power Cap 4 Port Racetrack Shape                             | One at Each End                     | 2                          |
|                | CP4-3     | Power Cap 4 Port Racetrack Shape                             | 3 Equally Spaced (starting at 96")  | 3                          |
|                | CP4-4     | Power Cap 4 Port Racetrack Shape                             | 4 Equally Spaced (starting at 132") | 4                          |
|                | CP2-1     | Power Cap 2 Port Racetrack Shape                             | One at Center                       | 1                          |
|                | CP2-1W    | Power Cap 2 Port Racetrack Shape (Media Table)               | One at End (Media Table Only)       | 1                          |
|                | CP2-2     | Power Cap 2 Port Racetrack Shape                             | One at Each End                     | 2                          |
|                | CP2-3     | Power Cap 2 Port Racetrack Shape                             | 3 Equally Spaced (starting at 96")  | 3                          |
|                | CP2-4     | Power Cap 2 Port Racetrack Shape                             | 4 Equally Spaced (starting at 132") | 4                          |
|                | CPS2-1    | Power Cap 2 Port Soft Square Shape (Soft Square Tables only) | One at Center                       | 1                          |
|                | CPR2-1    | Power Cap 2 Port Round Shape (Round Tables Only)             | One at Center                       | 1                          |
|                | CPQ2-1    | Power Cap 2 Port Square Shape (Square Tables Only)           | One at Center                       | 1                          |



# POWER AND DATA OPTIONS

| TECH NODE  | MODEL #    | W X D | SIMPLEX RECEPTACLES | OPEN DATA PORTS | CHARGING USB-A+C | PRICE |
|--|------------|-------|---------------------|-----------------|------------------|-------|
| <br>PUP | PUP        | 8 x 4 | 2                   | 2               | -                | 597   |
|  | PUP-USB-AC | 8 x 4 | 2                   | 1               | 1                | 711   |



| OPTIONS     | CODE           | PRICE     | NOTES  |
|-------------|----------------|-----------|--|
| Field-Wired | Add <b>-FW</b> | No Charge | May be required in New York City, Chicago and San Francisco. Check with an electrician for local codes and requirements. |

### GENERAL INFORMATION

- PUP option includes two simplex receptacles and two voice/data openings
- PUP-USB-AC option includes two simplex receptacles, one USB-A+C charger and one voice/data opening
- 12' cord and a 15 amp plug-in power Infeed
- Voice/data modules must be ordered separately; contact your local AV integrator
- Default color to metal finish specified on tables (Shadow, Storm, Black, Aged Bronze, Satin Bronze and Galaxy receive Black Anodized Tech Node; Cloud, Burnished and Foil receive Clear Anodized Tech Node)
- UL Listed
- Includes a Voice/Data Adapter Kit to accept couplers and jacks when required

**REQUIRED INFORMATION: (ORDER CANNOT BE ENTERED WITHOUT THIS INFORMATION)**

- See appendix pages vi-viii for surface material options.
- Choose location code and quantity from chart on page 119



| POWER SPEC  | MODEL #  | DESCRIPTION                            | PRICE |
|---|----------|--|-------|
| <br>PWR-R-W  | PWR-R-B  | Round Power Spec with Black Faceplate  | 128   |
|   | PWR-R-W  | Round Power Spec with White Faceplate  | 128   |
| <br>PWR-SQ-W | PWR-SQ-B | Square Power Spec with Black Faceplate | 128   |
|   | PWR-SQ-W | Square Power Spec with White Faceplate | 128   |

### GENERAL INFORMATION

- Includes one simplex receptable
- 12' cord

**REQUIRED INFORMATION: (ORDER CANNOT BE ENTERED WITHOUT THIS INFORMATION)**

- See appendix pages vi-viii for surface material options.
- Choose Metal Finish: Satin Nickel (SNB) or Chrome (CB)

| USB SPEC   | MODEL #   | DESCRIPTION                           | PRICE |
|--|-----------|---------------------------------------|-------|
| <br>USBC-R-W  | USBC-R-B  | Round Data Spec with Black Faceplate  | 267   |
|  | USBC-R-W  | Round Data Spec with White Faceplate  | 267   |
| <br>USBC-SQ-W | USBC-SQ-B | Square Data Spec with Black Faceplate | 267   |
|  | USBC-SQ-W | Square Data Spec with White Faceplate | 267   |

### GENERAL INFORMATION

- Includes one charging USB-A+C
- 6' cord

**REQUIRED INFORMATION: (ORDER CANNOT BE ENTERED WITHOUT THIS INFORMATION)**

- See appendix pages vi-viii for surface material options.
- Choose Metal Finish: Satin Nickel (SNB) or Chrome (CB)



## POWER AND DATA OPTIONS

| GROMMET | MODEL # | DESCRIPTION   | DIAMETER | PRICE |
|---------|---------|---------------|----------|-------|
|         | GR      | Round Grommet | 2" Dia   | 242   |



| OPTIONS                 | CODE            | PRICE         | NOTES |
|-------------------------|-----------------|---------------|-------|
| Polished Chrome Grommet | Add <b>-PCG</b> | \$98 per unit |       |

**GENERAL INFORMATION**


- Available at center location only

**REQUIRED INFORMATION: (ORDER CANNOT BE ENTERED WITHOUT THIS INFORMATION)**

See appendix pages vi-viii for surface material options.

- Choose Metal Finish: Powder Coat, Clear Anodized or Polished Chrome (upcharge applies)

| POWER POLE | MODEL # | DESCRIPTION | PRICE |
|------------|---------|-------------|-------|
|            | TF-PP   | Power Pole  | 1,019 |

**REQUIRED INFORMATION: (ORDER CANNOT BE ENTERED WITHOUT THIS INFORMATION)**

See appendix pages vi-viii for surface material options.

- Choose Metal Finish (Clear Anodized -CA not available)

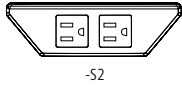
| LOCATION CODES | TECH NODE | POWER SPEC | USB SPEC | ROUND GROMMET | LOCATION                          | QUANTITY OF UNITS TO ORDER |
|----------------|-----------|------------|----------|---------------|-----------------------------------|----------------------------|
|                | TN-1      | SP-1       | SP-1     | G-1           | One at center                     | 1                          |
|                | TN-1W     | SP-1W      | SP-1W    | G-1W          | One at wall end                   | 1                          |
|                | TN-2*     | SP-2       | SP-2     |               | One at each end                   | 2                          |
|                | TN-3*     | SP-3       | SP-3     |               | One at center and one at each end | 3                          |
|                | TN-4*     | SP-4       | SP-4     |               | Four equally spaced               | 4                          |

\*TN-2, TN-3 and TN-4 not offered on Media Tables or Standing Height Tables

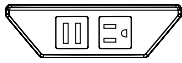


## POWER AND DATA OPTIONS

| HARDWIRE INFEED POWER RAIL KIT                                       | MODEL #     | TOTAL # OF RAILS | ELECTRICAL OUTLETS | (2) SIMPLEX -S2 | ELECTRICAL OUTLETS | (1) SIMPLEX / (1) CHARGING USB -S3 |
|--|-------------|------------------|--------------------|-----------------|--------------------|------------------------------------|
| (Includes Power Rails, Hardwire Infeed and Modular Power Components) | TF-RAIL-1-H | 1                | 2                  | 1,462           | 1                  | 1,462                              |
|  | TF-RAIL-2-H | 2                | 4                  | 2,320           | 2                  | 2,320                              |
|  | TF-RAIL-3-H | 3                | 6                  | 3,177           | 3                  | 3,177                              |
|  | TF-RAIL-4-H | 4                | 8                  | 4,036           | 4                  | 4,036                              |
|  | TF-RAIL-5-H | 5                | 10                 | 4,894           | 5                  | 4,894                              |
|  | TF-RAIL-6-H | 6                | 12                 | 5,749           | 6                  | 5,749                              |
|  | TF-RAIL-7-H | 7                | 14                 | 6,605           | 7                  | 6,605                              |
|  | TF-RAIL-8-H | 8                | 16                 | 7,461           | 8                  | 7,461                              |



-S2



-S3

## GENERAL INFORMATION

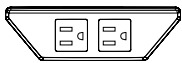
- Includes modular power electrical system
- Hardwire infeed is 7' long
- Simplex receptacles will be white, when Burnished, Cloud or Foil powdercoat finishes are specified. Black simplex receptacles will be used for all other powdercoat finishes.
- Power Rails not available in Clear or Black Anodized

## REQUIRED INFORMATION: (ORDER CANNOT BE ENTERED WITHOUT THIS INFORMATION)

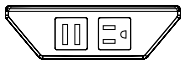
See appendix pages vi-viii for surface material options.

- Choose Metal Finish

| CORDED INFEED POWER RAIL KIT                                       | MODEL #     | TOTAL # OF RAILS | ELECTRICAL OUTLETS | (2) SIMPLEX -S2 | ELECTRICAL OUTLETS | (1) SIMPLEX / (1) CHARGING USB -S3 |
|--|-------------|------------------|--------------------|-----------------|--------------------|------------------------------------|
| (Includes Power Rails, Corded Infeed and Modular Power Components) | TF-RAIL-1-C | 1                | 2                  | 1,589           | 1                  | 1,589                              |
|  | TF-RAIL-2-C | 2                | 4                  | 2,450           | 2                  | 2,450                              |
|  | TF-RAIL-3-C | 3                | 6                  | 3,306           | 3                  | 3,306                              |
|  | TF-RAIL-4-C | 4                | 8                  | 4,161           | 4                  | 4,161                              |
|  | TF-RAIL-5-C | 5                | 10                 | 5,018           | 5                  | 5,018                              |
|  | TF-RAIL-6-C | 6                | 12                 | 5,879           | 6                  | 5,879                              |
|  | TF-RAIL-7-C | 7                | 14                 | 6,736           | 7                  | 6,736                              |
|  | TF-RAIL-8-C | 8                | 16                 | 7,591           | 8                  | 7,591                              |



-S2



-S3

## GENERAL INFORMATION

- Includes modular power electrical system
- Corded single infeed is 7' long
- Corded Single Infeed option will require a 20amp outlet in the floor monument and reduces the modular electrical system in the table to a single circuit
- Simplex receptacles will be white, when Burnished, Cloud or Foil powdercoat finishes are specified. Black simplex receptacles will be used for all other powdercoat finishes.
- Power Rails not available in Clear or Black Anodized

## REQUIRED INFORMATION: (ORDER CANNOT BE ENTERED WITHOUT THIS INFORMATION)

See appendix pages vi-viii for surface material options.

- Choose Metal Finish

| DATA RAIL | MODEL #      | DESCRIPTION   | PRICE |
|-----------|--------------|---|-------|
|           | TF-RAIL-DATA | Data Rail includes (1) blank faceplate and (1) dual RJ-45 faceplate | 664   |



FW-RAIL-DATA

## GENERAL INFORMATION

- Data Rails not available in Clear or Black Anodized

## REQUIRED INFORMATION: (ORDER CANNOT BE ENTERED WITHOUT THIS INFORMATION)

See appendix pages vi-viii for surface material options.

- Choose Metal Finish



# POWER AND DATA OPTIONS

| FIELD-WIRED | MODEL #    | DESCRIPTION            | (2) SIMPLEX<br>-S2 | (1) SIMPLEX / (1) CHARGING USB<br>-S3 |
|-------------|------------|------------------------|--------------------|---------------------------------------|
|             | TF-RAIL-FW | Field-Wired Power Rail | 764                | 764                                   |

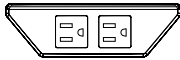
## GENERAL INFORMATION

- Includes 6' flexible metal conduit and required a hardwire connection
- May be required in New York City, Chicago and San Francisco. Check with an electrician for local codes and requirements. A junction box will be provided when ordering the TW-RAIL-FW option.
- Power Rails not available in Clear or Black Anodized

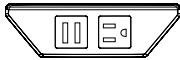
### REQUIRED INFORMATION: (ORDER CANNOT BE ENTERED WITHOUT THIS INFORMATION)

- See appendix pages vi-viii for surface material options.
- Choose Metal Finish

| INDIVIDUAL POWER RAIL | MODEL # | DESCRIPTION | (2) SIMPLEX<br>-S2 | (1) SIMPLEX / (1) CHARGING USB<br>-S3 |
|-----------------------|---------|-------------|--------------------|---------------------------------------|
|                       | TF-RAIL | Power Rail  | 861                | 861                                   |



-S2



-S3

## GENERAL INFORMATION

- Individual power rails do not include a modular power system. Each Power Rail must directly plug into a floor core with a 6'-corded 15-amp plug-in infeed. (Typically used with smaller tables, rounds, squares, soft squares, where a modular power system is not required.)
- Simplex receptacles will be white, when Burnished, Cloud or Foil powdercoat finishes are specified. Black simplex receptacles will be used for all other powdercoat finishes.
- Power Rails not available in Clear or Black Anodized

### REQUIRED INFORMATION: (ORDER CANNOT BE ENTERED WITHOUT THIS INFORMATION)

- See appendix pages vi-viii for surface material options.
- Choose Metal Finish

| CHARGING TRAC | MODEL # | TOTAL BRACKETS | # OF USB PORTS | PRICE |
|---------------|---------|----------------|----------------|-------|
|               | TRAC-2  | 2              | 4              | 2,216 |
|               | TRAC-4  | 4              | 8              | 3,738 |



## GENERAL INFORMATION

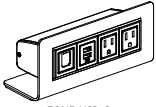
- Plug-in Infeed only
- Field Installed
- 15 amp

### REQUIRED INFORMATION: (ORDER CANNOT BE ENTERED WITHOUT THIS INFORMATION)

- See appendix pages vi-viii for surface material options.
- Choose Metal Finish



# POWER AND DATA OPTIONS

| TECH ZONE   | MODEL #    | DESCRIPTION   | SIMPLEX OUTLETS | OPEN DATA PORTS | CHARGING USB-A+C | PRICE |
|---|------------|---|-----------------|-----------------|------------------|-------|
| <br>ZONE-USB-C | ZONE-DATA  | (2) Simplex receptacles, (2) Open data ports                      | 2               | 2               | -                | 375   |
|   | ZONE-USB-C | (2) Simplex receptacles, (1) Charging USB-A+C, (1) Open data port | 2               | 1               | 1                | 449   |

### GENERAL INFORMATION


- 72" long plug-in infeed cord
- Finish is black
- Includes a Voice/Data Adapter Kit to accept couplers and jacks when required



ZONE-DATA



ZONE-USB-C

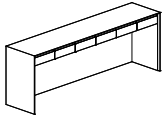
| VIDEO CONFERENCE CAMERA SHELF  | MODEL #   | W x D  | PRICE |
|--|-----------|--------|-------|
| <br>NEVC-1407 | NEVC-1407 | 14 x 7 | 487   |

### GENERAL INFORMATION

- Shelf is 1/4" thick Foil powder coated aluminum and can be positioned at any height
- Field installed
- Camera shelf is not available on Freestanding and Height Adjustable Media Tables



# VENEER TOP WITH HARDWOOD EDGE



CONSOLE  
TFDC-8430

## SURFACE MATERIAL KEY

V Veneer

## CONSOLE

| MODEL #   | WIDTH | LENGTH | HEIGHT | # OF DRAWERS | -V    |
|-----------|-------|--------|--------|--------------|-------|
| TFDC-5626 | 56    | 19     | 26     | 4 Drawers    | 3,741 |
| TFDC-7026 | 70    | 19     | 26     | 5 Drawers    | 4,230 |
| TFDC-8426 | 84    | 19     | 26     | 6 Drawers    | 4,719 |
| TFDC-5630 | 56    | 19     | 30     | 4 Drawers    | 4,303 |
| TFDC-7030 | 70    | 19     | 30     | 5 Drawers    | 4,865 |
| TFDC-8430 | 84    | 19     | 30     | 6 Drawers    | 5,426 |

## GENERAL INFORMATION

- White drawer boxes with under-mount self soft-closing slides
- Overall drawer dimensions are 15" x 12.5" x 3.25". Interior drawer box dimensions are 14" x 11.5" x 2.5".
- Standard with quarter cut veneer

### REQUIRED INFORMATION (ORDER CANNOT BE ENTERED WITHOUT THIS INFORMATION)

See appendix pages vi-viii for surface material options.

- Choose Veneer Finish



# Appendix

---



# GENERAL INFORMATION

This price book supercedes all previous versions.

**Before placing your order, confirm you have all required information necessary. Lead times for orders begin after all required information is included and correct.**

## Delivery Information

We know lead times are important and sticking to them even more so. We work to maintain a 6-8 week lead time on all standard products in this book from receipt of a clean order. All orders are acknowledged with an approximate shipping date and will be invoiced with the price in effect at the date the purchase order is received. For current lead times, please review [www.nucraft.com/resources/lead-times](http://www.nucraft.com/resources/lead-times).

Shipping charges are prepaid (within the continental U.S.). Therefore, pricing is a delivered price based on normal ground transportation. If you have special instructions, need to ship by air, or are shipping to Alaska or Hawaii, contact Nucraft Customer Service. Nucraft can also help arrange to have products blanket wrapped for an additional charge. Contact the Nucraft Customer Service team or specify it on your purchase order.

**Minimum Freight Charge: Any order below \$3,000 net will be assessed a \$500 net minimum freight charge (one per order).**

Orders are subject to acquiring the materials required for manufacturing. Fulfillment can be affected by strikes, fires, embargoes and acts of government. These elements are beyond our control.

Nucraft offers a variety of services to accommodate a wide range of delivery requirements. Availability of these services is dependent on a number of factors and may not be offered with all shipments. Examples of delivery services that have additional fees include:

- Specific date
- Specific time of day, morning or afternoon
- Delivery to a warehouse before delivery to its final destination (unless product is picked up at the warehouse)

Contact the Nucraft Customer Service team for availability and pricing on these services.

## Freight Terms

Shipping charges for Nucraft products are prepaid for standard delivery in the continental United States. Standard delivery is defined as follows: Product is delivered on a 53' trailer being pulled by a long-haul tractor (total length of 85'). Facility will receive delivery Monday through Friday between the hours of 8:00 AM and 4:00 PM. Facility has docks with levelers and a fork truck for unloading. Product will be loaded on load bars two levels high. Receiving facility is responsible to have personnel on hand to unload the truck upon arrival, drivers do not unload. Delivery sites or times that do not meet these criteria may be accommodated, but will incur a charge to cover additional shipping costs. Please **notify Nucraft a minimum of two weeks prior to shipment** to arrange special services and determine additional charges.

## Storage

Nucraft has no storage facilities for finished product. If a customer cannot accept an order when it is ready for shipment, the customer must designate an alternative shipping address. If no address is provided, Nucraft may, at its discretion, transfer the product to storage. If product is transferred to an off-site storage facility, the customer may be charged for transportation to the facility and for any associated storage fees. Nucraft considers transfer of the product to a storage facility the equivalent of shipment, including invoicing and payment. Customers assume the risk of damage or loss during storage.

## Transportation Times and Delays

Third party carriers that Nucraft contracts with will make reasonable efforts to accommodate requested delivery times and dates. Scheduled delivery appointments may, however, be delayed for a variety of reasons, including inclement weather, traffic, transportation equipment problems, and delays encountered at other delivery locations along the delivery route. Nucraft does not recommend scheduling activities that depend on the delivery appointment (for example, scheduling furniture installers to install furniture the day of the delivery appointment). Nucraft shall not be liable for any costs incurred as a result of a missed delivery appointment.

## Shipment Damage Claims

Legal title to merchandise passes to the buyer upon acceptance by the carrier. Inspect all cartons upon delivery. Details of visible damage should be noted on the delivery receipt. Do not destroy packaging, transport to site, or install product if damage is found upon inspection. Inspection of products should be completed upon delivery to the receiver. If visible damage is apparent, a claim should be filed immediately with Nucraft Customer Service. If visible damage is not apparent, sign the delivery receipt "No visible damage." This will allow recourse for a concealed damage claim. Concealed damage claims must be filed within 15 days of receipt, **prior to transporting or installing any product.**

Do not destroy packing materials until shipment has been inspected. If damage is found, proceed to file a claim with Nucraft Customer Service.

**Failure to make any claims against Nucraft within 15 days shall constitute acceptance of the merchandise and a waiver of any defects, errors or shortages discovered upon inspection.**

## Cancellations

Cancellations must be reviewed by our Customer Service team. Because we build your products to order, orders cannot be cancelled once processing has begun. Processing includes but is not limited to development of shop drawings and other engineering drawings. If cancellation is approved, a processing fee of 20-100% will be assessed based on the status of the order.

## Change Order Policy

Nucraft will make every attempt to honor any reasonable change request to product provided that the request is received prior to start of production. Change orders will be accepted only if the request is made in writing and received in time to make the change. Nucraft reserves the right to increase our acknowledged price and ship date if necessary to make the requested changes. Please submit any change order request to our Customer Service team. Nucraft will assess charges to the customer as stipulated in the following:

- Standard Orders: Change orders received prior to production will be charged \$400 net to cover administrative costs.
- Special Orders: Change orders received prior to production will be charged \$400 net to cover administrative costs. There may be additional costs associated with engineering labor required for the change order.
- Change orders received after production must be evaluated by Nucraft. If approved, the charge will be \$400 net plus any restocking charges accumulated. There may be additional costs associated with engineering and/or manufacturing labor, as well as material costs, required for the change order.



# GENERAL INFORMATION

## Repair Authorization

Prior written approval is required for repairs of merchandise charged to Nucraft. Failure to do so will result in customer funded repairs.

## Payment Terms

Deposits are required at the time of order due to the custom nature of our products. See information regarding Cancellations above.

Credit terms are available to qualified customers. Please contact AR@Nucraft.com to start the application process. Note that the credit application process requires a valid sales tax exemption or resale tax certificate, Form W-9, and three current trade references.

Credit Card Payments are accepted via web portal. Please contact AR@Nucraft.com for payment instructions. Note that a 2% convenience fee will be added for using this payment method and no early pay discounts are allowed on credit card payments.

## Warranty

Nucraft Furniture is warranted to be free from defects in materials and workmanship for a period of ten years of single shift use. Limitations include:

- Mechanical Devices such as latches, casters, and other moving components are warranted for five years of the date of original delivery.
- Height adjustable components are warranted for two years of the date of original delivery.
- The following are warranted for one year of the date of original delivery:
  - Textiles
  - Electrical Components
  - Refrigeration Units
  - Custom Products not described in Nucraft's Catalogue

This warranty is applicable only if furniture is properly installed and maintained in an office environment. This warranty extends only to products manufactured and sold in North America and only to original purchasers acquiring new Nucraft product through authorized dealers or approved sellers.

During this warranty period, Nucraft's sole obligation is to repair or replace, at Nucraft's discretion, products which prove to be defective during the warranty period.

This warranty does not cover:

- Damage caused by a carrier.
- Damage from user modification, misuse, abuse, accident, or negligence.
- Customer's Own Material (COM) specified by the customer that is not a standard product offering.
- Color, grain, or texture of wood and other covering material.

**Nucraft extends no other warranties, expressed or implied, including warranty of merchantability or fitness for a particular purpose. Nucraft shall not be liable for loss of time, inconvenience, commercial loss, incidental or consequential damages.**

## Environmental Statement

Nucraft is committed to supporting responsible environmental policies and practices in all that we do. We strive for sustainability, weighing our business decisions against the costs to the ecological, social and economic systems they affect.

Our products are manufactured to meet the credit requirements of the U.S. Green Building Council's LEED rating systems in one or more of the following categories:

- Recycled Content
- Certified Wood
- Low-Emitting Materials

## Computer Aided Planning

Nucraft products and pricing are available via CET and 2020 Worksheet, an AutoCAD®-based space planning tool.

2020 Worksheet is an integrated software system developed specifically for interior designers and facility planners to enhance workplace performance. This modern suite of applications works together seamlessly, in concert. Navigate catalogs, select products, design in plan view and 3D, assign options, create worksheets and build a project where you want, when you want. Take your pick. It's dynamic and interactive. Design projects are a work in progress. And now you can perform any of the many discrete tasks that go into a project any time, any place.

Product symbols (Revit, 2D and 3D) are available on the Nucraft website at [www.nucraft.com/resources/designer-tools/product-symbols](http://www.nucraft.com/resources/designer-tools/product-symbols).

## iSpec®

Nucraft offers a free online product configuration and specification service that saves you time and allows you to be creative while leaving the nuts and bolts to someone else. No specific software is required, nor is there any learning curve. This service applies to all Nucraft products. For additional information, visit [www.nucraft.com/resources/designer-tools/ispec](http://www.nucraft.com/resources/designer-tools/ispec).



# FINISH INFORMATION

## Surface Materials Palette

We crafted our materials palette using the same demanding standards that distinguish our furniture. Thoughtful design and attention to every detail elevate your possibilities.

Anchored by Nucraft veneers, unrivaled for clarity, quality, and depth of finish, our collection of surface materials comprises a sophisticated set of balanced elements that supports your design vision.

Some elements have their roots in Nucraft's rich heritage. Others are new materials and reflect current trends and taste. Together, they ensure that you're ready for today and positioned well for the future. Beautifully.

## Custom Finishes

Nucraft specializes in expert custom finish matching. For a nominal upcharge we can provide custom finishes, and we are frequently asked to match the finishes of other furniture manufacturers. For finishes that appear unusual to match or for customers directly requesting a sample, a finish sample will be sent for approval prior to entering the order.

Custom finishes requiring colored varnishes to create a painted look can only be applied to Maple veneer and require one extra week in addition to the standard lead time. Nucraft's standard black finish (G82) can be applied to all Nucraft standard veneers. Walnut is the standard black veneer. Other species must be specified when ordering.

Clear coat on a special veneer requires an approved sample.

Custom finishes carry a 10% upcharge per item, per finish, capped at \$2,200 List.

Custom finish upcharges are not applied to any item that is not wood. Example: casters, ganging connectors, power options..

## Treatments

**Note: Default veneer sheen will vary per finish and product. Default finish is bolded on pages vi-vii. If no direction is provided on incoming orders, default sheen will be selected. In addition, default veneer cut is noted in the price list. If no direction is provided on incoming orders, default cut will be selected.**

**Gloss:** Gloss is a durable finish that tends to nicely mask normal wear and leaves wood grain visible to the eye. It achieves a medium gloss open pore appearance (40 – 50 sheen range). Finish numbers preceded by the letter "G" indicate a Gloss finish.

**Matte:** Like Gloss, Matte is durable, tends to nicely mask normal wear and leaves wood grain visible to the eye. It achieves a low luster, open pore appearance (10 – 20 sheen range). Finish numbers preceded by the letter "M" indicate a Matte finish.

Since each veneer type responds differently to both types of treatment, all will have a distinctive look and feel when finished. For example, a Walnut veneer with a Gloss treatment will remain much more textured than a Cherry veneer with the same treatment.

## About the Wood

All Nucraft veneers are carefully selected for uniformity of color and grain. Still, wood is a natural substance and minor variations may occur due to its own uniqueness. Because of this, the furniture you receive may not be an exact match to our samples.

Nucraft takes great pride in our finish color consistency. However, wood is a natural product that will have color variation within a single piece of furniture, as well as from one piece to the next. Other factors also affect color over time, such as exposure to light (both intensity and duration). For example, lighter finishes cause more variation in colors over time.

In cases where a returning customer wants a precise match with existing furniture, we recommend sending a sample of the existing furniture finish. Please contact Nucraft Customer Service to determine an appropriate sample. This will ensure a finish match between old and new orders. This type of order is considered a control sample. There will be a 10% upcharge on an order of this type. Due to natural aging of veneers, natural finishes may vary.

## Care and Maintenance of Wood Finishes

Our finish material is a crystal clear, urethane acrylic blend. This type of finish may be repaired in the field by a qualified refinisher.

Nucraft recommends using a damp cloth to clean your fine wood furniture. Always wipe with the grain of the wood. Should your wood furniture require a more thorough cleaning, we recommend using a mild cleaner such as Joy dish soap or Murphy's oil soap, thoroughly diluted in water (one part soap to thirty parts water). Water will not damage Nucraft's finish, but it may leave surface spots when it dries. To avoid this, dry the surface with a soft cloth after it is cleaned. Marks that cannot be removed with the cleaning methods above may be able to be removed using naphtha, a mild degreasing solvent.

Caution: while the use of polishes that contain wax, petroleum solvents or silicones may immediately enhance the "shine" of a product, it may also eventually remove the fine original finish applied in our factory. Silicone on the surface of wood may also make it very difficult to respray or refinish.

All Nucraft furniture is inspected and polished before it leaves our factory. In some instances, the packing materials may imprint on the factory polish. Cleaning and polishing the furniture once it is unpacked will normally restore the furniture to its original beauty.

In some cases, the rubber support feet used on the bottom of common office equipment (teleconferencing phones, laptops, microphones, copiers, etc.) can create unsightly marks in the surface of wood tops, due to oxidation of the lacquer finish. We suggest these machines be placed on a protective type of padding, such as felt.

Wood will fade as a result of exposure to UV light. This is particularly prevalent with light finishes. If color changes due to fading are a concern for your application, the impact can be minimized by selecting medium to dark stains for your wood surfaces. Our top coat includes a UV inhibitor which makes the finishes less prone to fading.



# FINISH INFORMATION

## Laminates

Selected Formica®, Nevamar®, and Wilsonart® laminates are available on Training Tables, Conference Tables, Conference Room Furniture and select Occasional Tables. For standard laminate and wood pricing, refer to individual item pricing columns. It is important to note that wood grain laminates are unable to be grain matched over multi-piece table top applications.

## Non-Standard Laminates and Linoleums

To order a color other than those on our list (see pages vi-vii), refer to Nevamar or Formica standard grade, matte texture laminate offerings and Forbo Furniture Linoleums (excluding manufacturers' non-standard matte offering).

Nucraft can support other laminate and linoleum options beyond what can be found as standard options on pages vi-viii. For pricing, please send a request to quotes@nucraft.com.

## Care and Maintenance of Laminate and Novawrap

Laminate and Novawrap surfaces may be cleaned with a damp cloth and ordinary soap or non-abrasive household liquid detergent. Dry the surface with a clean cloth or soft paper towel to prevent streaks from appearing.

## Care and Maintenance of Metal

Metal surfaces can be wiped with a damp cloth and rubbed dry. A mild non-abrasive household liquid detergent can be used if necessary. Regular maintenance of metal components, including tightening of fasteners and light lubrication of moving parts, will extend the life of your furniture.

## Satin Etched Glass

Glass color may vary slightly on multi-piece conference table tops over 180" x 60" when satin etched glass is specified due to the iron content and etching process of the glass.

## Care and Maintenance of Glass

Clear or frosted glass may be cleaned with commercial glass cleaner. Be sure to use a lint-free cloth if cleaning the frosted side of the glass.

## Stone and Solid Surface Material

Despite its reputation for durability, natural stone can easily be broken during handling and/or installation if proper techniques are not followed. In addition, Nucraft is not responsible for the installation of natural stone or solid surface materials on its products. Therefore, installers specifically trained in the installation of these materials must be utilized to ensure a quality installation. Nucraft shall not be liable for any damages incurred during the handling and/or installation of natural stone or solid surface materials on its products.

## Care and Maintenance of Granite

Granite surfaces may be cleaned with a damp cloth and ordinary soap or non-abrasive household liquid detergent. Dry the surface with a clean cloth or soft paper towel to prevent streaks from appearing.

## Care and Maintenance of Leather

Genuine leather requires very little care. Nucraft recommends that leather be dusted regularly. If a more thorough cleaning is needed, use lukewarm water and a mild, non-abrasive soap. Generate some lather and lightly rub the surface with cheesecloth. Rinse off any soap film with clean water and towel dry. The leather may dry dull. To restore the leather to a normal gloss, rub it with a clean towel. Never use furniture polish, oil, varnish or ammonia. Saddle soap may be used to prevent the leather from becoming brittle or cracked and to maintain the original supple finish.

## Touch Up Finish Kits

| Model # | Description | Price |
|---------|-------------|-------|
| KIT-M   | Metal Kit   | 85    |
| KIT-P   | Paint Kit   | 85    |
| KIT-S   | Stain Kit   | 85    |

### REQUIRED INFORMATION: (ORDER CANNOT BE ENTERED WITHOUT THIS INFORMATION)

- Kit model number
- Quantity of kits
- Specify finish (See pages vi-vii)

### General Information:

- Touch-up kits must be ordered on a purchase order separate from Nucraft product due to Hazmat shipping

### Retrofit & Replacements

If needing a partial placement or retrofit solution, please reach out to our quote team. Grain/color matched in a set.



# TWO4SIX® SURFACE MATERIALS

## VENEER

Default veneer sheen will vary per finish and were determined by a team of experts who reviewed the colorways to determine if gloss or matte best highlighted the natural characteristics of the species of wood and the color of the stain. Default finish is bolded. If no direction is provided, default sheen will be selected.

|                     | Matte | Gloss      |
|---------------------|-------|------------|
| <b>Rift Cut Oak</b> |       |            |
| Carbon              | M03   | <b>G03</b> |

|                     | Matte        | Gloss |
|---------------------|--------------|-------|
| <b>Flat Cut Oak</b> |              |       |
| Artisan             | <b>M68</b>   | G68   |
| Coco                | <b>M67</b>   | G67   |
| Dove                | <b>M66</b>   | G66   |
| Dune                | <b>M05</b>   | G05   |
| Midnight            | <b>M69</b>   | G69   |
| Portobello          | <b>M7413</b> | G7413 |
| Winter              | <b>M70</b>   | G70   |

|                  | Matte      | Gloss |
|------------------|------------|-------|
| <b>Flaky Oak</b> |            |       |
| Sahara           | <b>M61</b> | G61   |

|               | Matte | Gloss      |
|---------------|-------|------------|
| <b>Cherry</b> |       |            |
| Auburn        | M93   | <b>G93</b> |
| Cognac        | M21   | <b>G21</b> |

|               | Matte      | Gloss      |
|---------------|------------|------------|
| <b>Walnut</b> |            |            |
| Marron        | <b>M35</b> | G35        |
| Mocha         | <b>M33</b> | G33        |
| Onyx          | M82        | <b>G82</b> |
| Otter         | M31        | <b>G31</b> |
| Zinc          | M30        | <b>G30</b> |

|               | Matte | Gloss      |
|---------------|-------|------------|
| <b>Maple</b>  |       |            |
| Natural Maple | M60   | <b>G60</b> |

|                    | Matte      | Gloss      |
|--------------------|------------|------------|
| <b>Linea</b>       |            |            |
| Euro Birch Linea   | <b>M09</b> | G09        |
| Oak Linea          | <b>M08</b> | G08        |
| Silver Birch Linea | M10        | <b>G10</b> |
| Walnut Linea       | <b>M27</b> | G27        |

|               | Matte      | Gloss      |
|---------------|------------|------------|
| <b>Paldao</b> |            |            |
| Canyon        | M77        | <b>G77</b> |
| Paldao        | <b>M76</b> | G76        |
| Thicket       | <b>M75</b> | G75        |

## LAMINATE

Coordinating wood finish and edgeband options listed below.

|                        |         | Solid Edge Band |
|------------------------|---------|-----------------|
| <b>Solid Laminates</b> |         |                 |
| Formica Brite White    | 459-58  | R01             |
| Formica Dover White    | 7197-58 | R01             |
| Formica Folkstone      | 927-58  | R03             |
| Formica Graphite       | 837-58  | R05             |
| Formica Graystone      | 464-58  | R02             |
| Formica Pearl          | 934-58  | R02             |

| <b>Patterned Laminates</b> |         |     |
|----------------------------|---------|-----|
| Nevamar Calm Distinction   | VA6001T | R05 |
| Nevamar Cool Chic          | VA7002T | R02 |
| Nevamar Easy Elegance      | VA5002T | R05 |
| Nevamar Serene Stardom     | VA5001T | R05 |
| Wilsonart Sheer Mesh       | 4876-38 | R02 |
| Wilsonart Grey Mesh        | 4877-38 | R02 |
| Wilsonart Pewter Mesh      | 4878-38 | R05 |

|                             |         | Wood Finish | Woodgrain Edge Band |
|-----------------------------|---------|-------------|---------------------|
| <b>Wood Grain Laminates</b> |         |             |                     |
| Formica Aged Ash            | 8844-58 | M8844       | R8844               |
| Formica Blackened Legno     | 8848-58 | M8848       | R8848               |
| Formica Bleached Legno      | 8845-58 | M8845       | R8845               |
| Formica Chestnut Woodline   | 5884-58 | M5884       | R5884               |
| Formica Espresso Pear       | 5489-58 | M5489       | R5489               |
| Formica Natural Ash         | 8843-58 | M8843       | R8843               |
| Formica Oiled Legno         | 8846-58 | M8846       | R8846               |
| Formica Pecan Woodline      | 5883-58 | M5883       | R5883               |
| Formica Planked Coffee Oak  | 7413-58 | M7413       | F7413               |
| Formica Sand Maple          | 9237-58 | G60         | W7909               |
| Formica Smoky Brown Pear    | 5488-58 | M5488       | R5488               |
| Formica Thermo Walnut       | 6402-58 | M6402       | R6402               |
| Formica Urban Planked Oak   | 9312-58 | M9312       | R9312               |
| Formica Weathered Ash       | 8842-58 | M8842       | R8842               |
| Formica White Ash           | 8841-58 | M8841       | R8841               |

## GLASS

|                             | Satin | Gloss |
|-----------------------------|-------|-------|
| <b>Satin or Gloss Glass</b> |       |       |
| Black                       | BS    | -     |
| Clove                       | VS    | VG    |
| Meringue                    | MS    | MG    |
| Moonlight                   | MLS   | MLG   |
| Storm                       | STS   | STG   |
| Quill                       | QS    | QG    |
| White                       | WS    | WG    |



# TWO4SIX® SURFACE MATERIALS

## STONE

Stone orders may affect lead times. Standard Cambria finish is polished. For alternative finish options, please contact Nucraft Customer Service.

| Stone                        | Subtop Paint |       |
|------------------------------|--------------|-------|
| Absolute Black Honed Granite | ST01         | S8007 |
| Carrara Marble               | ST16         | S8004 |

## Quartz | Cambria® Signature

|               |        |       |
|---------------|--------|-------|
| Ainsley       | STC100 | S8004 |
| Armitage      | STC101 | S44   |
| Avalene       | STC192 | S8004 |
| Bellingham    | STC102 | S8004 |
| Berkeley      | STC103 | S8004 |
| Berwyn        | STC104 | S8004 |
| Blackbrook    | STC105 | S44   |
| Bradshaw      | STC106 | S8004 |
| Bradwell      | STC107 | S8004 |
| Cambria Black | STC109 | S44   |
| Carrick       | STC110 | S44   |
| Charlestown   | STC207 | S44   |
| Charston      | STC208 | S44   |
| Clifton       | STC112 | S8004 |
| Colton        | STC113 | S8004 |
| Copeland      | STC200 | S8004 |
| Crowndale     | STC114 | S8004 |
| Devon         | STC115 | S44   |
| Dovestone     | STC209 | S8004 |
| Fairbourne    | STC116 | S8004 |
| Fieldstone    | STC117 | S44   |
| Hadley        | STC201 | S44   |
| Halewood      | STC119 | S8004 |
| Hermitage     | STC120 | S8004 |
| Kendal        | STC122 | S8004 |
| Laneshaw      | STC124 | S44   |
| MacBeth       | STC202 | S8004 |
| Malvern       | STC125 | S8004 |
| Montgomery    | STC128 | S8004 |
| New Quay      | STC130 | S8004 |
| Pendle Hill   | STC131 | S8004 |
| Praa Sands    | STC132 | S8004 |
| Ridgegate     | STC203 | S8004 |
| Rose Bay      | STC133 | S8004 |
| Sandgate      | STC135 | S8004 |
| Seacourt      | STC204 | S8004 |
| Smithfield    | STC136 | S8004 |
| Sutherland    | STC138 | S8004 |
| Swanbridge    | STC139 | S8004 |
| Torquay       | STC140 | S8004 |
| Trafalgar     | STC205 | S8004 |
| Travella      | STC141 | S8004 |
| Weybourne     | STC143 | S8004 |
| Whitendale    | STC206 | S8004 |
| Whitney       | STC144 | S8004 |
| Woodcroft     | STC146 | S44   |

## Quartz | Cambria® Luxury

|                       |        |       |
|-----------------------|--------|-------|
| Abbey                 | STC147 | S8004 |
| Annicca               | STC148 | S8004 |
| Beckington            | STC150 | S8004 |
| Bentley               | STC151 | S8004 |
| Brighton              | STC212 | S8004 |
| Brittanicca           | STC153 | S8004 |
| Brittanicca Gold Cool | STC154 | S8004 |
| Brittanicca Gold Warm | STC155 | S8004 |
| Brittanicca Warm      | STC156 | S8004 |
| Claremont             | STC215 | S8004 |
| Clovelly              | STC158 | S8004 |
| Delamere              | STC159 | S44   |
| Delgatie              | STC160 | S8004 |
| Ella                  | STC161 | S8004 |
| Everleigh             | STC162 | S8004 |
| Everleigh Warm        | STC191 | S8004 |
| Gladstone             | STC163 | S8004 |
| Golden Dragon         | STC164 | S44   |
| Hailey                | STC165 | S8004 |
| Harlow                | STC166 | S8004 |
| Hemsworth             | STC167 | S8004 |
| Huntley               | STC168 | S8004 |
| Inverness Blakeley    | STC190 | S8004 |
| Inverness Bristol Bay | STC169 | S8004 |
| Inverness Bronze      | STC170 | S8004 |
| Inverness Cobalt      | STC171 | S8004 |
| Inverness Everleigh   | STC172 | S8004 |
| Inverness Frost       | STC196 | S8004 |
| Inverness Gold        | STC197 | S8004 |
| Inverness Platinum    | STC173 | S8004 |
| Inverness Swansea     | STC174 | S8004 |
| Ironsbridge           | STC175 | S8004 |
| Iverness Frost        | STC176 | S8004 |
| Iverness Gold         | STC177 | S8004 |
| Kenwood               | STC216 | S8004 |
| Lakedale              | STC179 | S8004 |
| Mayfair               | STC181 | S8004 |
| Mersey                | STC182 | S44   |
| Notting Hill          | STC183 | S8004 |
| Oakleigh              | STC184 | S8004 |
| Portrush              | STC185 | S8004 |
| Queen Anne            | STC186 | S8006 |
| Skara Brae            | STC187 | S8004 |
| Southport             | STC188 | S8004 |
| White Cliff           | STC189 | S8004 |



## Quartz | Cambria® Coordinates

|                |        |       |
|----------------|--------|-------|
| Big Sur Mist   | STC221 | S8004 |
| Black Rock     | STC223 | S44   |
| Foggy City     | STC220 | S8004 |
| Mammoth Cave   | STC222 | S44   |
| Minnesota Snow | STC219 | S8004 |
| Salt Lake      | STC218 | S8004 |
| St. Isley      | STC213 | S8004 |
| Traymore Bay   | STC214 | S8004 |

## Quartz | Wilsonart

|                |      |       |
|----------------|------|-------|
| Carrara Codena | ST21 | S8004 |
| Serene         | ST17 | S8004 |

## SOLID SURFACE

|                          |      |
|--------------------------|------|
| Wilsonart Designer White | ST11 |
|--------------------------|------|

## METAL

### Powder Coat

|              |       |
|--------------|-------|
| Aged Bronze  | A8010 |
| Black        | A44   |
| Burnished    | A8009 |
| Cloud        | A8004 |
| Foil         | A8006 |
| Galaxy       | A8007 |
| Moonlight    | A87   |
| Satin Bronze | A8011 |
| Shadow       | A8005 |
| Storm        | A8012 |

### Metal

|                                    |    |
|------------------------------------|----|
| Clear Anodized*                    | CA |
| Polished Chrome (upcharge applies) | PC |

\*Not available on Open Frame Base.

## PAINT

|              |       |
|--------------|-------|
| Aged Bronze  | S8010 |
| Black        | S44   |
| Burnished    | S88   |
| Cloud        | S8004 |
| Foil         | S8006 |
| Galaxy       | S8007 |
| Moonlight    | S87   |
| Satin Bronze | S8011 |
| Shadow       | S8005 |
| Storm        | S8012 |

### Paint to Match

To request a custom paint color, contact Nucraft Customer Service. A paint sample must be matched and approved prior to order.

## EDGE BAND

|           |     |
|-----------|-----|
| Ashen     | R04 |
| Parchment | R02 |
| Shale     | R05 |
| Stone     | R03 |
| Whitecap  | R01 |